


2018



Bremssättel Brake Calipers  
Bremsen-Ersatzteilprogramm Brake Parts Program



# Bremssättel Brake Calipers

2018

Bremsen-Ersatzteilprogramm

Brake Parts Program



Brakethrough Technology



## Erstklassig First-class

### Besser ist besser

Wenn es um Qualität geht, genügt uns ein „sehr gut“ noch lange nicht. Wir erfüllen hohe Ansprüche an das Qualitätsmanagement und die europäische Sicherheitsnorm ECE-R90 wird von ATE sogar übertroffen. Zudem führen wir zahlreiche zusätzliche Tests durch, unter anderem zu Verschleiß und Wärmeleistung.

Auch Nachhaltigkeit ist uns wichtig: Wir stellen die Mischungen für ATE Bremsbeläge auf kupferfreie Materialien um und setzen bei ATE Ceramic auf geringen Abrieb. Nutzen ausschließlich umweltfreundliches Material für die Beschichtung von Bremsscheiben. Und bereiten Produkte wie Bremsättel wieder auf.

### Better is better

When it comes to quality, “very good” is simply not good enough for us. We meet high standards of quality management – and ATE even exceeds the European safety standard ECE-R90. We also perform many additional tests, including wear and thermal performance.

Sustainability is also important to us: we convert the compounds for ATE brake pads to copperfree materials and opt for low abrasion with ATE Ceramic. We only use environmentally friendly material for the coating of brake discs – and we remanufacture products like brake callipers.

## Original? Mit Sicherheit

Qualität ist für uns nicht nur während der Produktentwicklung und vor der Auslieferung ein Thema. Nach dem Kauf können Sie jederzeit überprüfen, ob Sie ein Original ATE Produkt vor sich haben – über ein zweistufiges Sicherheitsetikett.

Die erste Stufe ist der tesa Priospot®. Hier wurden die Merkmale des tesa Holospot® – der nach wie vor höchste Sicherheit bietet – noch weiter entwickelt. Die fälschungssichere Holografie-Technik mit verschiedenen Prüf- und Sicherheitsmechanismen schützt sogar das Etikett selbst vor Nachahmern.

Die zweite Stufe ist ein DataMatrix-Code, kurz MAPP-Code. Dessen letzte vier Ziffern werden auch im Holospot® bzw. Priospot® dargestellt – für ein Höchstmaß an Sicherheit.

Der Code kann per Scanner oder durch manuelle Eingabe auf der ATE Website überprüft werden und zeigt sofort an, ob es sich bei dem Produkt um ein Originalteil handelt. In Verbindung mit entsprechender Software wie der ATE App ist auch die Abfrage per Smartphone möglich.



Mehrstufiges ATE Sicherheits-etikett mit DataMatrix-Code (Mitte) und Tesa Priospot® (oben rechts).

Multi-stage ATE security label with Data Matrix code (centre) and tesa Priospot® (top right).

Zur Online-Abfrage und zum App-Download:  
[www.ate.de/original](http://www.ate.de/original)

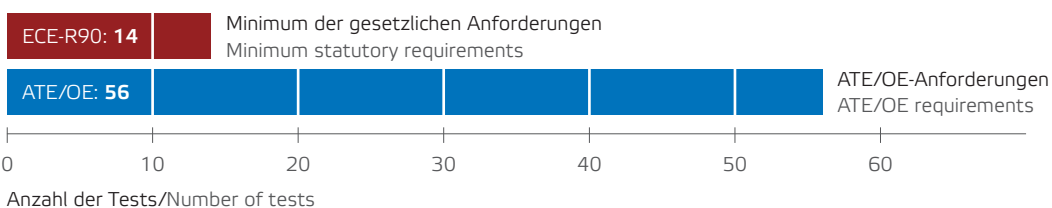
To online verification and app download:  
[www.ate-brakes.com/original](http://www.ate-brakes.com/original)



Wir engagieren uns bei MAPP –  
Manufacturers against Product Piracy.

We are committed to MAPP –  
Manufacturers against Product Piracy.

## Einfach mehr Tests: ATE Bremsbeläge More tests: ATE brake pads



# Bremsbeläge

## Eine Klasse für sich

Brake pads

A class of their own

### ATE Original Bremsbeläge

Andere Hersteller nutzen für Bremsbeläge zehn verschiedene Belagmischungen. Bei uns sind es mehr als 150 und unsere internen Tests sind weit strenger, als es die gesetzlichen Bestimmungen erfordern. So bieten wir für jeden Fahrzeugtyp den optimalen Bremsbelag – mit 98 Prozent Abdeckung in Europa, und das überwiegend mit Original-Erstausrüster-Mischungen. Dabei können sich die Autofahrer auf maximale Sicherheit ebenso verlassen wie auf maximalen Komfort. Es gibt eben nur ein Original.

### ATE Original brake pads

Other manufacturers use ten different compounds for their brake pads. We use more than 150 – and our internal tests are far more stringent than required by the regulations. That's why we offer the optimum brake pad for every type of vehicle – with 98 per cent coverage in Europe, mainly with original equipment manufacturer compounds. So motorists can rely on maximum safety and maximum comfort. There is only one original.

### ATE Ceramic Bremsbeläge

Wirklich eine saubere Sache. Durch die innovative Belagmischung entsteht bei ATE Ceramic Bremsbelägen nur sehr wenig Abrieb, der zudem kaum haftet. Deshalb setzt sich praktisch kein Bremsstaub ab und schöne Felgen behalten viel länger ihren Glanz. Ceramic Bremsbeläge sind so sicher wie ein konventioneller Belag, besonders langlebig und ideal in Kombination mit den beschichteten ATE Bremsscheiben. Und es gibt noch einen weiteren Vorteil: Sie lassen sich ganz einfach statt der üblichen Bremsbeläge einbauen.

### ATE Ceramic brake pads

A clean solution. The innovative ATE Ceramic formula produces very few abraded particles, and they have hardly any adhesive characteristics. This means that hardly any brake dust settles and shiny wheel rims retain their lustre much longer. Ceramic brake pads are as safe as conventional pads, are particularly durable and ideal when used in combination with the coated ATE brake discs. Yet another advantage? They can be easily installed instead of the usual brake pads.

Auf unserer Website [www.ate.de/originalbelag](http://www.ate.de/originalbelag) können Sie sich näher informieren.

Learn more on our website at [www.ate-brakes.com/originalpad](http://www.ate-brakes.com/originalpad)

Auf unserer Website [www.ate.de/ceramic](http://www.ate.de/ceramic) erfahren Sie mehr.

Learn more on our website at [www.ate-brakes.com/ceramic](http://www.ate-brakes.com/ceramic)



## Bremsverhalten von Original ATE Bremsbelägen

### Braking behaviour of ATE Original brake pads

**Reibwert beim ersten Einbremsen der Beläge**  
Coefficient of friction at first application of the pads



**Reibwert bei kaltem Bremssystem**  
Coefficient of friction with cold braking system



**Reibwert beim Herunterbremsen aus hohen Geschwindigkeiten**  
Coefficient of friction when slowing from high speeds



**Reibwert, wenn zum ersten Mal im Hochtemperaturbereich gebremst wird**  
Coefficient of friction when first used at high temperature



■ ATE Original Bremsbeläge / ATE Original brake pads  
■ Standardbelag eines Wettbewerbers / Competitor's standard brake pads



# Bremsscheiben Für jeden Anspruch die Richtige

Brake discs

The right one for every requirement

Die Details zur ATE Bremsscheiben finden Sie auf unserer Website  
[www.ate.de/produkte/scheibenbremsen/original-ate-bremsscheiben](http://www.ate.de/produkte/scheibenbremsen/original-ate-bremsscheiben)

You'll find more details about the ATE brake discs on our website at  
[www.ate.de/produkte/scheibenbremsen/original-ate-bremsscheiben](http://www.ate.de/produkte/scheibenbremsen/original-ate-bremsscheiben)





## Alles für die optimale Bremsleistung

Es gibt so viele unterschiedliche Fahrzeugmodelle und Anforderungen – ATE hat für jeden Bedarf die richtigen Bremscheiben. Präzise gefertigt aus hervorragenden Erstausrüster-Materialien und in einer Qualität, die die ECE-R90-Norm schon heute im nahezu gesamten Portfolio übertrifft. Besser gehts nicht.

## Original ATE Bremscheiben

In Original ATE Bremscheiben stecken durchdachte Technologie, hochwertige Materialien und unser ganzes Know-how. Sie entsprechen genau den Bremscheiben, die vom Hersteller verbaut wurden: Ob glatt, gelocht oder genietet, hochgekohlt, einteilig, gestiftet oder genietet, mit oder ohne Radlager – wir haben immer die passende Lösung für sicheres und komfortables Bremsen. Und auch den passenden Belag dazu. Eine gute Kombination sind zum Beispiel beschichtete Bremscheiben und die staubarmen ATE Ceramic Bremsbeläge oder natürlich unsere Original Bremsbeläge. Die Original ATE Bremscheiben sind mit 98 Prozent Abdeckung in Europa verfügbar und auch – wenn der Fahrzeughersteller es vorgibt – mit Befestigungsschrauben erhältlich.

## Everything for optimal braking performance

There are so many different vehicle models and requirements – and ATE has the right brake disc for each one. Precisely manufactured from excellent OEM materials, the quality of which already surpasses the ECE-R90 standard throughout most of our portfolio. It just couldn't get any better.

## Original ATE brake discs

ATE brake discs are packed full of sophisticated technology, high-quality materials and our entire expertise. They correspond exactly to the brake discs originally installed by the manufacturer. Whether smooth, perforated or grooved, high-carbon, one-piece, pinned or riveted and with or without wheel bearings – we always have the right solution for safe and comfortable braking. With the matching brake pad too. One good combination, for example – our coated brake discs and the low-dust ATE Ceramic brake pads, or our Original brake pads of course. Original ATE brake discs are available in 98 per cent of European countries and are also available with wheel bearings or – if prescribed by the vehicle manufacturer – with fixing screws.



**ATE PowerDisc**  
ATE PowerDisc



**Beschichtete Bremscheibe mit Befestigungsschrauben**  
Coated brake disc with fixing screws



**Beschichtete zweiteilige Bremscheibe**  
Coated two-piece brake disc



**Bremscheibe mit Radlager**  
Brake discs with wheel



# Mehr als sicher More than safe

## Bremsflüssigkeiten

ATE hat für jedes Fahrzeugmodell und jede Fahrweise die optimale Bremsflüssigkeit. Und alle lassen die gesetzlichen und technischen Standards weit hinter sich. Das Highlight für elektronische Bremssysteme: ATE SL.6. Die dünnflüssige Textur sorgt bei Niedrigtemperaturen für eine schnelle Reaktion von ABS oder ESP® – und so für höchste Sicherheit.

## Brake fluids

ATE has the optimal brake fluid for every vehicle model and every driving style – and all our fluids leave the legal and technical standards far behind. Our highlight for electronic braking systems – the ATE SL.6. The low-viscosity texture ensures a quick response from ABS or ESP® at low temperatures, guaranteeing maximum safety.

## Die Eigenschaften von ATE Bremsflüssigkeiten

### The properties of ATE brake fluids

	Siedepunkt Boiling point	Nass-Siedepunkt Wet boiling point	Viskosität bei -40°C Viscosity at -40°C	Wechselintervall Replacement interval
<b>ATE G DOT 3</b>	min. 245°C	min. 150°C	max. 1.500 mm <sup>2</sup> /s max. 1,500 mm <sup>2</sup> /s	bis 1 Jahr up to 1 year
<b>ATE SL DOT 4</b>	min. 260°C	min. 165°C	max. 1.400 mm <sup>2</sup> /s max. 1,400 mm <sup>2</sup> /s	bis 1 Jahr up to 1 year
<b>ATE SL.6 DOT 4</b> Ideal für/Ideal for ESP®, ABS, ASR	min. 265°C	min. 175°C	max. 700 mm <sup>2</sup> /s	bis 2 Jahre up to 2 years
<b>ATE TYP 200 DOT 4</b> New Racing Quality	min. 280°C	min. 198°C	max. 1.400 mm <sup>2</sup> /s max. 1,400 mm <sup>2</sup> /s	bis 3 Jahre up to 3 years
<b>ATE SUPER DOT 4</b>	min. 260°C	min. 180°C	max. 1.400 mm <sup>2</sup> /s max. 1,400 mm <sup>2</sup> /s	bis 2 Jahre up to 2 years





Typ Type	ATE Sachnummer ATE partnumber	EAN-Nr. 4006633 EAN-No. 4006633	Gebinde Container size	Paletteneinheit* Pallet unit*
<b>G</b> SAE Spezifikation J1703 FMVSS §571.116/DOT 3	705302 03.9901-5302.2/02	10199 8	1 l	D
	705303 03.9901-5303.2/02	10201 8	5 l	F
größere Gebinde auf Anfrage – Bigger container sizes on demand				
<b>SL</b> SAE Spezifikation J1704 FMVSS §571.116/DOT 4	705808 03.9901-5808.2/02	49000 9	1/4 l	A
	705801 03.9901-5801.2/02	49001 6	1/2 l	B
	705802 03.9901-5802.2/02	49002 3	1 l	D
	705803 03.9901-5803.2/02	49003 0	5 l	F
	705811 03.9901-5811.2/02	29907 7	20 l	R
	705820 03.9901-5820.2/01	10824 9	30 l	H
	705814 03.9901-5814.2/01	10366 4	50 l	P
	705805 03.9901-5805.2/01	49005 4	200 l	S
<b>SL.6</b> SAE Spezifikation J1704 FMVSS §571.116/ DOT 4 ISO 4925. Klasse 6 – niedrigviskos	706408 03.9901-6408.2/02	22762 9	1/4 l	A
	706402 03.9901-6402.2/02	20746 1	1 l	D
	706403 03.9901-6403.2/02	20748 5	5 l	F
	706411 03.9901-6411.2/02	20750 8	20 l	R
	706420 03.9901-6420.2/02	23120 6	30 l	H
	706414 03.9901-6414.2/02	23005 6	50 l	P
	706405 03.9901-6405.2/02	23121 3	200 l	S
<b>TYP 200</b> <b>New racing quality</b> SAE Spezifikation J1704 FMVSS §571.116/DOT 4	706202 03.9901-6202.2/02	10825 6	1 l	D
	706203 03.9901-6203.2/02	12166 8	5 l	F
	706220 03.9901-6220.2/01	12780 6	30 l	H
	706214 03.9901-6214.2/01	12779 0	50 l	P
	706205 03.9901-6205.2/01	12778 3	200 l	S
<b>SUPER DOT 4</b> SAE Spezifikation J1704 FMVSS §571.116/DOT 4	706003 03.9901-6003.2/02	06249 7	5 l	F
	706020 03.9901-6020.2/01	14544 2	30 l	H
	706005 03.9901-6005.2/01	07769 9	200 l	S
<b>ATE Bremszylinder-Paste</b> ATE Brake Cylinder Paste	700009 03.9902-05XX.2/02	13536 8	180 g	L
	700010 03.9902-0503.2/01	13532 0	5 kg	K
	700011 03.9902-0504.2/01	13530 6	40 kg	P
<b>ATE Prüfflüssigkeit</b> ATE Testing Fluid	700002 03.9902-0116.2/02	10374 9	5 l	F
<b>ATE plastilube™</b>	700014 03.9902-1001.2/02	05176 7	35 ml	I
	700015 03.9902-1002.2/02	05184 2	75 ml	J
<b>ATE Leerkanne</b> ATE neutral empty container	740169 03.9302-1474.1/01	07782 8	25 l	S
<b>Ausgiesser für 5-l-Kanne</b> Spout for 5l container	760070 03.9314-5940.3/01	07786 6	1 St.	S
<b>Kannen-Auslass-Hahn für 5-l- und 20-l-Kanne</b> Tap for 5l and 20l tin	760153 03.9314-5960.3/02	30855 7	1 St.	S

**\*Paletteneinheit:**

A =	1.728 Kannen je Palette	(24 Kannen je Karton)
B =	1.200 Kannen je Palette	(20 Kannen je Karton)
D =	600 Kannen je Palette	(10 Kannen je Karton)
E =	360 Kannen je Palette	(10 Kannen je Karton)
F =	144 Kannen je Palette	( 4 Kannen je Karton)
G =	50 Kannen je Palette	
H =	22 Kannen je Palette	
I =	5.040 Tuben je Palette	(24 Tuben je Karton)
J =	1.728 Tuben je Palette	(12 Tuben je Karton)
K =	60 Eimer je Palette	
L =	1.800 Tuben je Palette	(40 Tuben je Karton)
M =	18 Kannen je Palette	
N =	300 Kannen je Palette	(10 Kannen je Karton)
O =	64 Kannen je Palette	( 4 Kannen je Karton)
P =	12 Kannen je Palette	
R =	36 Kannen je Palette	
S =	1 Stück	

**\*Pallet unit:**

A =	1.728 containers per pallet	(24 containers per box)
B =	1.200 containers per pallet	(20 containers per box)
D =	600 containers per pallet	(10 containers per box)
E =	360 containers per pallet	(10 containers per box)
F =	144 containers per pallet	( 4 containers per box)
G =	50 containers per pallet	
H =	22 containers per pallet	
I =	5.040 tubes per pallet	(24 tubes per box)
J =	1.728 tubes per pallet	(12 tubes per box)
K =	60 buckets per pallet	
L =	1.800 tubes per pallet	(40 tubes per box)
M =	18 containers per pallet	
N =	300 containers per pallet	(10 tubes per box)
O =	64 containers per pallet	( 4 containers per box)
P =	12 containers per pallet	
R =	36 containers per pallet	
S =	1 piece	

# Mit sicherer Hand With a steady hand

Einen Überblick über alle Geräte und Werkzeuge bietet Ihnen unser Werkzeugkatalog unter [www.ate-info.de](http://www.ate-info.de)

For an overview of all the equipment and tools, see our tool catalogue at [www.ate-info.de](http://www.ate-info.de)



## Test- und Prüfgeräte

Ob Sie Bremsflüssigkeit, Sensoren oder andere Komponenten testen: ATE Geräte und die passenden Werkzeuge sind exakt und zuverlässig – das macht die Bremsendiagnose einfacher.

## Test and inspection equipment

Whether you're testing brake fluid, sensors or other components, ATE devices and their matching tools are accurate and reliable – and that makes brake diagnosis much easier.



## Entlüftungsgeräte

Bremsen schnell und effektiv entlüften: Sie haben die Wahl unter verschiedenen Geräten für unterschiedliche Fahrzeugtypen und Bremssysteme – auch mit integrierter Absauganlage.

## Brake bleeding units

Bleeding brakes quickly and effectively: choose from different units for different vehicle models and braking systems – integrated exhaust extraction systems are also available.

## Professionelle Ausstattung

Werkzeuge und Geräte von ATE sind genau auf unsere Produkte und Services abgestimmt. Das erleichtert Ihnen die Arbeit und gibt Ihnen die Sicherheit, immer einen zuverlässigen Job zu machen. Und wenn es um Fahrzeugelektronik geht, sind VDO Ersatzteile und Services die ideale Ergänzung.

## Professional equipment

ATE tools and devices are customised to exactly match our products and services. This makes your work easier and gives you the assurance that you're doing a dependable job. When it comes to vehicle electronics, VDO spare parts and services are also the perfect additions to your equipment.



## Entsorgungsgeräte

Um gebrauchte Bremsflüssigkeit umwelt-schonend und kostengünstig zu entsorgen, muss sie zunächst sortenrein gesammelt werden. Kein Problem mit unseren Entsorgungssystemen.

## Disposal devices

To dispose of used brake fluid in an environmentally friendly and cost-effective way, it must first be sorted into different types. That's no problem with our disposal systems.



## Spezial-Werkzeuge

Bei ATE finden Sie alles, was Sie für den Einbau und die Wartung der verschiedenen Bremskomponenten brauchen – in Top-Qualität und genau auf die Anwendung abgestimmt.

## Special tools

At ATE, you'll find everything you need for the installation and maintenance of different brake components – all in top quality and exactly tailored to suit their purpose.

# Noch besser sein Be even better

## Technische Trainings für ATE

Alles, was Sie zum Thema Bremsen-  
wartung und -diagnose wissen  
müssen, anschaulich und praxis-  
orientiert vermittelt. Zum Beispiel:

- | Diagnose und Instandhaltung  
moderner Bremsanlagen
- | Direktannahme: So nutzen Sie  
Potenziale für Ihr Geschäft
- | ATE Classic Training zu Bremsen  
für Old- und Youngtimer

## Technische Trainings für VDO

In Fahrzeugen werden immer mehr  
Elektronik- und Mechatronik-Teile ver-  
baut – bleiben Sie auf dem Laufenden.  
Einige Themen:

- | Elektrische Grundlagenpraxis  
am Beispiel ATE/VDO
- | Reifendruckkontrollsysteme in  
der Werkstatt-Praxis
- | Diesel: moderne Common-Rail-  
Einspritzsysteme

## Produkt- und Verkaufstrainings

Steigern Sie Ihren Geschäftserfolg  
durch motivierte Mitarbeiter und  
neue Angebote für Ihre Kunden.  
Unter anderem mit diesen Trainings:

- | Produkttraining für aktuelle VDO  
Mehrmarken-Tester
- | Gewährleistung als geschäftliche  
Chance nutzen
- | Mitarbeiterführung und Entwicklung  
für Kfz-Betriebe

### Die Vorteile für ATE BremsenCenter

Sie nehmen an speziellen Informationsveranstaltungen und Trainings teil,  
die eigens für ATE BremsenCenter konzipiert wurden. Regelmäßige fach-  
spezifische Qualifikationen für Sie und Ihre Mitarbeiter sind kostenfrei.

### The benefits for ATE BrakeCenters

You take part in special information events and training courses that have  
been specially designed for ATE BrakeCenters. Regular training for you and  
your employees is free of charge.



Unter [www.morecontinental.com](http://www.morecontinental.com) finden Sie eine Auswahl aus dem aktuellen Trainingsprogramm.

A selection from the current training programme is available at [www.morecontinental.com](http://www.morecontinental.com)



## Technical ATE training courses

Everything you need to know about brake maintenance and diagnosis, presented clearly and with a practical emphasis. For example:

- | Diagnosis and maintenance of modern brake systems
- | Service reception bay: helping you to utilise all the potential opportunities for your business
- | ATE Classic training for vintage and classic car brakes

## Technical VDO training courses

More and more electronic and mechatronic parts are being installed in today's vehicles – stay up to date! Some topics:

- | Basic electrical practice using ATE/VDO as an example
- | Tyre pressure monitoring systems used in workshop tasks
- | Diesel: modern common-rail injection systems

## Product and sales training courses

Increase your business success through motivated employees and new offers for your customers – with these training courses (and more):

- | Product training for current VDO multibrand testers
- | Using a warranty as a business opportunity
- | Leadership and development for vehicle workshops



## DE Inhaltsverzeichnis

Neue Artikel	15
Ersetzte Artikel	23
Fahrzeugregister	25
Fahrzeugverwendungen	33
Abbildungen Bremssättel	1550
Abbildungen Bremschläuche	1659
Technische Übersetzungen	1713

## EN Table of contents

New parts	15
Replaced parts	23
Index of vehicles	25
Applications of vehicles	33
Illustrations brake calipers	1550
Illustrations brake hoses	1659
Technical translations	1713

## ES Índice

Nuevas referencias	15
Referencias de sustitución	23
Índice de vehículos	25
Aplicaciones	33
Ilustraciones pinzas de freno	1550
Ilustraciones tubos flexible de freno	1659
Traducciones técnicas	1713

## FR Table des matières

Nouvelles références	15
Références remplacées	23
Liste des véhicules	25
Applications	33
Illustrations étriers de frein	1550
Illustrations flexibles de frein	1659
Traductions techniques	1713

## IT Sommario

Codici nuovi	15
Codici sostitutivi	23
Indice autovetture	25
Applicazioni autoveicoli	33
Illustrazioni pinze freno	1550
Illustrazioni flessibili freno	1659
Traduzioni tecniche	1713





**DE** Neue Artikel

**EN** New parts

**ES** Nuevas referencias

**FR** Nouvelles références





**IT** Codici nuovi

**2018**



# Neue Artikel





New parts - Nuevas referencias - Nouvelles références - Codici nuovi

			
11.0230-0451.1	260130 AUDI A3 (8L1)	11.8170-0510.1	260111 MERCEDES-BENZ VITO Bus (638)
11.0230-0451.1	260130 AUDI A6 (4B2, C5)	11.8170-0510.1	260111 MERCEDES-BENZ VITO Kasten (638)
11.0230-0451.1	260130 AUDI A6 Avant (4A, C4)	11.8170-0510.1	260111 VW LT 28-35 II Bus (2DB, 2DE, 2DK)
11.0230-0451.1	260130 AUDI A6 Avant (4B5, C5)	11.8170-0510.1	260111 VW LT 28-46 II Kasten (2DA, 2DD, 2DH)
11.0230-0451.1	260130 AUDI TT (8N3)	11.8170-0510.1	260111 VW LT 28-46 II Pritsche/Fahrgestell (2DC, 2DF, 2DG, 2DL, 2DM)
11.0230-0451.1	260130 AUDI TT Roadster (8N9)	11.9381-9954.2	220926 MERCEDES-BENZ C-CLASS (W204)
11.0230-0451.1	260130 SEAT IBIZA IV (6L1)	11.9381-9954.2	220926 MERCEDES-BENZ C-CLASS T-Model (S204)
11.0230-0451.1	260130 SEAT IBIZA V (6J5, 6P1)	11.9381-9954.2	220926 MERCEDES-BENZ E-CLASS Cabriolet (A207)
11.0230-0451.1	260130 SEAT IBIZA V SPORTCOUPE (6J1, 6P5)	11.9381-9954.2	220926 MERCEDES-BENZ E-CLASS Coupe (C207)
11.0230-0451.1	260130 SEAT IBIZA V ST (6J8, 6P8)	11.9387-7099.2	221053 FORD C-MAX II (DXA/CB7, DXA/CEU)
11.0230-0451.1	260130 SEAT LEON (1M1)	11.9387-7099.2	221053 FORD C-MAX II Van
11.0230-0451.1	260130 SEAT TOLEDO II (1M2)	11.9387-7099.2	221053 FORD FOCUS III
11.0230-0451.1	260130 SKODA SUPERB I (3U4)	11.9387-7099.2	221053 FORD FOCUS III Kasten
11.0230-0451.1	260130 VW BORA (1J2)	11.9387-7099.2	221053 FORD FOCUS III Kasten/Schrägheck
11.0230-0451.1	260130 VW BORA Kombi (1J6)	11.9387-7099.2	221053 FORD FOCUS III Stufenheck
11.0230-0451.1	260130 VW GOLF IV (1J1)	11.9387-7099.2	221053 FORD FOCUS III Turnier
11.0230-0451.1	260130 VW GOLF IV Variant (1J5)	11.9387-7099.2	221053 FORD GRAND C-MAX (DXA/CB7, DXA/CEU)
11.0230-0451.1	260130 VW NEW BEETLE (9C1, 1C1)	11.9387-7099.2	221053 FORD GRAND C-MAX Van
11.0230-0451.1	260130 VW PASSAT (3B2)	11.9387-7099.2	221053 FORD KUGA II (DM2)
11.0230-0451.1	260130 VW PASSAT (3B3)	11.9387-7099.2	221053 FORD KUGA II Van
11.0230-0451.1	260130 VW PASSAT Kombi (3B5)	11.9387-7099.2	221053 FORD TOURNEO CONNECT / GRAND TOURNEO CONNECT Kombi
11.0230-0451.1	260130 VW PASSAT Variant (3B6)	11.9387-7099.2	221053 FORD TRANSIT CONNECT Kasten
11.0230-0560.1	260125 AUDI A4 (8E2, B6)	11.9387-7099.2	221053 FORD TRANSIT CONNECT Kombi
11.0230-0560.1	260125 AUDI A4 (8EC, B7)	11.9387-7099.2	221053 MAZDA 3 (BL)
11.0230-0560.1	260125 AUDI A4 Avant (8E5, B6)	11.9387-7099.2	221053 MAZDA 3 Stufenheck (BL)
11.0230-0560.1	260125 AUDI A4 Avant (8ED, B7)	11.9387-7099.2	221053 VOLVO C30
11.0230-0560.1	260125 AUDI A4 Cabriolet (8H7, B6, 8HE, B7)	11.9387-7099.2	221053 VOLVO C70 II Cabriolet
11.0230-0560.1	260125 AUDI A6 (4B2, C5)	11.9387-7099.2	221053 VOLVO S40 II (MS)
11.0230-0560.1	260125 AUDI A6 Avant (4A, C4)	11.9387-7099.2	221053 VOLVO V40 Schrägheck
11.0230-0560.1	260125 AUDI A6 Avant (4B5, C5)	11.9387-7099.2	221053 VOLVO V50 (MW)
11.0230-0560.1	260125 SEAT EXEO (3R2)	11.9426-9993.2	220443 BMW 5 Touring (E39)
11.0230-0560.1	260125 SEAT EXEO ST (3R5)	11.9601-9782.2	220992 JAGUAR XJ (NAW_, NBW_, X308_)
11.0230-0569.1	260126 AUDI A4 (8E2, B6)	11.9601-9782.2	220992 JAGUAR XJ (X300_, X330_)
11.0230-0569.1	260126 AUDI A4 (8EC, B7)	24.3301-1703.7	220683 MERCEDES-BENZ A-CLASS (W169)
11.0230-0569.1	260126 AUDI A4 Avant (8E5, B6)	24.3301-1703.7	220683 MERCEDES-BENZ B-CLASS (W245)
11.0230-0569.1	260126 AUDI A4 Avant (8ED, B7)	24.3344-1709.5	240810 AUDI A2 (8Z0)
11.0230-0569.1	260126 AUDI A4 Cabriolet (8H7, B6, 8HE, B7)	24.3344-1709.5	240810 SEAT CORDOBA (6L2)
11.0230-0569.1	260126 AUDI A6 (4B2, C5)	24.3344-1709.5	240810 SEAT IBIZA IV (6L1)
11.0230-0569.1	260126 AUDI A6 (4F2, C6)	24.3344-1709.5	240810 SEAT IBIZA V (6J5, 6P1)
11.0230-0569.1	260126 AUDI A6 Avant (4A, C4)	24.3344-1710.5	240810 SEAT IBIZA V SPORTCOUPE (6J1, 6P5)
11.0230-0569.1	260126 AUDI A6 Avant (4B5, C5)	24.3344-1709.5	240810 SEAT IBIZA V ST (6J8, 6P8)
11.0230-0569.1	260126 AUDI A6 Avant (4F5, C6)	24.3344-1709.5	240810 VW POLO (9N_)
11.0230-0569.1	260126 SEAT EXEO (3R2)	24.3344-1710.5	240810 VW POLO Stufenheck (9A4)
11.0230-0569.1	260126 SEAT EXEO ST (3R5)	24.3344-1710.5	240811 AUDI A2 (8Z0)
11.0230-0630.1	260127 AUDI A6 (4B2, C5)	24.3344-1710.5	240811 SEAT CORDOBA (6L2)
11.0230-0630.1	260127 AUDI A6 Avant (4B5, C5)	24.3344-1710.5	240811 SEAT IBIZA IV (6L1)
11.0230-0630.1	260127 AUDI ALLROAD (4BH, C5)	24.3344-1710.5	240811 SEAT IBIZA V (6J5, 6P1)
11.8170-0510.1	260111 MERCEDES-BENZ SPRINTER 2-t Bus (901, 902)	24.3344-1710.5	240811 SEAT IBIZA V SPORTCOUPE (6J1, 6P5)
11.8170-0510.1	260111 MERCEDES-BENZ SPRINTER 2-t Kasten (901, 902)	24.3344-1710.5	240811 SEAT IBIZA V ST (6J8, 6P8)
11.8170-0510.1	260111 MERCEDES-BENZ SPRINTER 2-t Pritsche/Fahrgestell (901, 902)	24.3344-1710.5	240811 VW POLO (9N_)
11.8170-0510.1	260111 MERCEDES-BENZ SPRINTER 3-t Bus (903)	24.3344-1710.5	240811 VW POLO Stufenheck (9A4)
11.8170-0510.1	260111 MERCEDES-BENZ SPRINTER 3-t Kasten (903)	24.3344-1710.5	240811 SEAT A2 (8Z0)
11.8170-0510.1	260111 MERCEDES-BENZ SPRINTER 3-t Pritsche/Fahrgestell (903)	24.3344-1710.5	240811 SEAT CORDOBA (6L2)
11.8170-0510.1	260111 MERCEDES-BENZ SPRINTER 4-t Bus (904)	24.3344-1710.5	240811 SEAT IBIZA IV (6L1)
11.8170-0510.1	260111 MERCEDES-BENZ SPRINTER 4-t Kasten (904)	24.3344-1710.5	240811 SEAT IBIZA V (6J5, 6P1)
11.8170-0510.1	260111 MERCEDES-BENZ SPRINTER 4-t Pritsche/Fahrgestell (904)	24.3344-1710.5	240811 SEAT IBIZA V SPORTCOUPE (6J1, 6P5)
11.8170-0510.1	260111 MERCEDES-BENZ V-CLASS (638/2)	24.3344-1710.5	240811 SEAT IBIZA V ST (6J8, 6P8)
		24.3344-1710.5	240811 VW POLO (9N_)
		24.3344-1710.5	240811 VW POLO Stufenheck (9A4)







# Neue Artikel

New parts - Nuevas referencias - Nouvelles références - Codici nuovi

					
24.3347-1703.5	240814 RENAULT	CLIO III (BR0/1, CR0/1)	24.3384-1731.5	240818 AUDI	A4 (8D2, B5)
24.3347-1703.5	240814 RENAULT	CLIO III Kasten (SB_, SR_)	24.3384-1731.5	240818 AUDI	A4 Avant (8D5, B5)
24.3347-1703.5	240814 RENAULT	CLIO Grandtour (KR0/1_)	24.3384-1731.5	240818 AUDI	A6 (4B2, C5)
24.3347-1703.5	240814 RENAULT	MODUS / GRAND MODUS (F/JP0_)	24.3384-1731.5	240818 AUDI	A6 Avant (4A, C4)
24.3347-1704.5	240815 RENAULT	CLIO III (BR0/1, CR0/1)	24.3384-1731.5	240818 AUDI	A6 Avant (4B5, C5)
24.3347-1704.5	240815 RENAULT	CLIO III Kasten (SB_, SR_)	24.3384-1731.5	240818 SKODA	SUPERB I (3U4)
24.3347-1704.5	240815 RENAULT	CLIO Grandtour (KR0/1_)	24.3384-1731.5	240818 VW	PASSAT (3B2)
24.3347-1704.5	240815 RENAULT	MODUS / GRAND MODUS (F/JP0_)	24.3384-1731.5	240818 VW	PASSAT (3B3)
24.3351-1701.5	240725 NISSAN	CUBE (Z12)	24.3384-1731.5	240818 VW	PASSAT Kombi (3B5)
24.3351-1701.5	240725 NISSAN	QASHQAI / QASHQAI +2 I (J10, JJ10)	24.3384-1731.5	240818 VW	PASSAT Variant (3B6)
24.3351-1701.5	240725 NISSAN	TIIDA Schrägheck (C11)	24.3384-1732.5	240819 AUDI	A4 (8D2, B5)
24.3351-1701.5	240725 NISSAN	TIIDA Schrägheck (C11)	24.3384-1732.5	240819 AUDI	A4 Avant (8D5, B5)
24.3351-1701.5	240725 NISSAN	TIIDA Stufenheck (SC11)	24.3384-1732.5	240819 AUDI	A6 (4B2, C5)
24.3351-1701.5	240725 NISSAN	VERSA I	24.3384-1732.5	240819 AUDI	A6 Avant (4A, C4)
24.3351-1702.5	240726 NISSAN	CUBE (Z12)	24.3384-1732.5	240819 SKODA	A6 Avant (4B5, C5)
24.3351-1702.5	240726 NISSAN	QASHQAI / QASHQAI +2 I (J10, JJ10)	24.3384-1732.5	240819 VW	SUPERB I (3U4)
24.3351-1702.5	240726 NISSAN	TIIDA Schrägheck (C11)	24.3384-1732.5	240819 VW	PASSAT (3B2)
24.3351-1702.5	240726 NISSAN	TIIDA Schrägheck (C11)	24.3384-1732.5	240819 VW	PASSAT (3B3)
24.3351-1702.5	240726 NISSAN	TIIDA Stufenheck (SC11)	24.3384-1732.5	240819 VW	PASSAT Kombi (3B5)
24.3351-1702.5	240726 NISSAN	VERSA I	24.3384-1732.5	240819 VW	PASSAT Variant (3B6)
24.3361-8506.5	240634 BMW	Z3 Coupe (E36)	24.3384-1733.5	240820 AUDI	A6 (4B2, C5)
24.3361-8506.5	240634 BMW	Z3 Roadster (E36)	24.3384-1733.5	240820 AUDI	A6 Avant (4B5, C5)
24.3384-1729.5	240816 AUDI	A3 (8L1)	24.3384-1733.5	240820 AUDI	ALLROAD (4BH, C5)
24.3384-1729.5	240816 AUDI	TT (8N3)	24.3384-1733.5	240820 VW	PASSAT (3B2)
24.3384-1729.5	240816 AUDI	TT Roadster (8N9)	24.3384-1733.5	240820 VW	PASSAT (3B3)
24.3384-1729.5	240816 SEAT	CORDOBA (6L2)	24.3384-1733.5	240820 VW	PASSAT Kombi (3B5)
24.3384-1729.5	240816 SEAT	IBIZA IV (6L1)	24.3384-1733.5	240820 VW	PASSAT Variant (3B6)
24.3384-1729.5	240816 SEAT	LEON (1M1)	24.3384-1755.5	240886 AUDI	A3 (8P1)
24.3384-1729.5	240816 SEAT	TOLEDO II (1M2)	24.3384-1755.5	240886 AUDI	A3 Cabriolet (8P7)
24.3384-1729.5	240816 SKODA	FABIA I (6Y2)	24.3384-1755.5	240886 AUDI	A3 Sportback (8PA)
24.3384-1729.5	240816 SKODA	FABIA I Combi (6Y5)	24.3384-1755.5	240886 SEAT	ALTEA (5P1)
24.3384-1729.5	240816 SKODA	FABIA I Praktik (6Y5)	24.3384-1755.5	240886 SEAT	ALTEA XL (5P5, 5P8)
24.3384-1729.5	240816 SKODA	FABIA I Stufenheck (6Y3)	24.3384-1755.5	240886 SEAT	LEON (1P1)
24.3384-1729.5	240816 SKODA	FABIA II (542)	24.3384-1755.5	240886 SEAT	TOLEDO III (5P2)
24.3384-1729.5	240816 SKODA	FABIA II Combi (545)	24.3384-1755.5	240886 SKODA	OCTAVIA (1Z3)
24.3384-1729.5	240816 SKODA	ROOMSTER (5J)	24.3384-1755.5	240886 SKODA	OCTAVIA II Combi (1Z5)
24.3384-1729.5	240816 SKODA	ROOMSTER Praktik (5J)	24.3384-1755.5	240886 SKODA	YETI (5L)
24.3384-1729.5	240816 VW	GOLF IV (1J1)	24.3384-1755.5	240886 VW	BEETLE (5C1, 5C2)
24.3384-1729.5	240816 VW	GOLF IV Van (1J1)	24.3384-1755.5	240886 VW	BEETLE Cabriolet (5C7, 5C8)
24.3384-1729.5	240816 VW	NEW BEETLE (9C1, 1C1)	24.3384-1755.5	240886 VW	EOS (1F7, 1F8)
24.3384-1729.5	240816 VW	NEW BEETLE Cabriolet (1Y7)	24.3384-1755.5	240886 VW	GOLF V (1K1)
24.3384-1729.5	240816 VW	POLO (9N_)	24.3384-1755.5	240886 VW	GOLF VI (5K1)
24.3384-1729.5	240816 VW	POLO Stufenheck (9A4)	24.3384-1755.5	240886 VW	GOLF VI Cabriolet (517)
24.3384-1730.5	240817 AUDI	A3 (8L1)	24.3384-1755.5	240886 VW	GOLF PLUS (5M1, 521)
24.3384-1730.5	240817 AUDI	TT (8N3)	24.3384-1755.5	240886 VW	JETTA IV (162, 163)
24.3384-1730.5	240817 AUDI	TT Roadster (8N9)	24.3384-1755.5	240886 VW	SCIROCCO (137, 138)
24.3384-1730.5	240817 SEAT	CORDOBA (6L2)	24.3384-1756.5	240887 AUDI	A3 (8P1)
24.3384-1730.5	240817 SEAT	IBIZA IV (6L1)	24.3384-1756.5	240887 AUDI	A3 Cabriolet (8P7)
24.3384-1730.5	240817 SEAT	LEON (1M1)	24.3384-1756.5	240887 AUDI	A3 Sportback (8PA)
24.3384-1730.5	240817 SEAT	TOLEDO II (1M2)	24.3384-1756.5	240887 SEAT	ALTEA (5P1)
24.3384-1730.5	240817 SKODA	FABIA I (6Y2)	24.3384-1756.5	240887 SEAT	ALTEA XL (5P5, 5P8)
24.3384-1730.5	240817 SKODA	FABIA I Combi (6Y5)	24.3384-1756.5	240887 SEAT	LEON (1P1)
24.3384-1730.5	240817 SKODA	FABIA I Praktik (6Y5)	24.3384-1756.5	240887 SEAT	TOLEDO III (5P2)
24.3384-1730.5	240817 SKODA	FABIA I Stufenheck (6Y3)	24.3384-1756.5	240887 SKODA	OCTAVIA (1Z3)
24.3384-1730.5	240817 SKODA	FABIA II (542)	24.3384-1756.5	240887 SKODA	OCTAVIA II Combi (1Z5)
24.3384-1730.5	240817 SKODA	FABIA II Combi (545)	24.3384-1756.5	240887 SKODA	YETI (5L)
24.3384-1730.5	240817 SKODA	ROOMSTER (5J)	24.3384-1756.5	240887 VW	BEETLE (5C1, 5C2)
24.3384-1730.5	240817 SKODA	ROOMSTER Praktik (5J)	24.3384-1756.5	240887 VW	BEETLE Cabriolet (5C7, 5C8)
24.3384-1730.5	240817 VW	GOLF IV (1J1)	24.3384-1756.5	240887 VW	EOS (1F7, 1F8)
24.3384-1730.5	240817 VW	GOLF IV Van (1J1)	24.3384-1756.5	240887 VW	GOLF V (1K1)
24.3384-1730.5	240817 VW	NEW BEETLE (9C1, 1C1)	24.3384-1756.5	240887 VW	GOLF VI (5K1)
24.3384-1730.5	240817 VW	NEW BEETLE Cabriolet (1Y7)	24.3384-1756.5	240887 VW	GOLF VI Cabriolet (517)
24.3384-1730.5	240817 VW	POLO (9N_)	24.3384-1759.5	240887 VW	GOLF PLUS (5M1, 521)
24.3384-1730.5	240817 VW	POLO Stufenheck (9A4)	24.3384-1759.5	240887 VW	JETTA IV (162, 163)
			24.3384-1759.5	240887 VW	SCIROCCO (137, 138)
			24.3384-1759.5	240800 SEAT	LEON (5F1)
			24.3384-1759.5	240800 SEAT	LEON SC (5F5)
			24.3384-1759.5	240800 SEAT	LEON ST (5F8)

# Neue Artikel



New parts - Nuevas referencias - Nouvelles références - Codici nuovi

			
24.3384-1759.5	240800 SKODA OCTAVIA III (5E3)	24.3387-1729.7	221007 SKODA OCTAVIA (1Z3)
24.3384-1759.5	240800 SKODA OCTAVIA III Combi (5E5)	24.3387-1729.7	221007 SKODA OCTAVIA II Combi (1Z5)
24.3384-1760.5	240801 SEAT LEON (5F1)	24.3387-1729.7	221007 VW GOLF VI (5K1)
24.3384-1760.5	240801 SEAT LEON SC (5F5)	24.3387-1729.7	221007 VW GOLF PLUS (5M1, 521)
24.3384-1760.5	240801 SEAT LEON ST (5F8)	24.3387-1729.7	221007 VW JETTA III (1K2)
24.3384-1760.5	240801 SKODA OCTAVIA III (5E3)	24.3387-1730.7	221008 SKODA OCTAVIA (1Z3)
24.3384-1760.5	240801 SKODA OCTAVIA III Combi (5E5)	24.3387-1730.7	221008 SKODA OCTAVIA II Combi (1Z5)
24.3384-1762.5	240851 CITROËN C8 (EA_, EB_)	24.3387-1730.7	221008 VW GOLF VI (5K1)
24.3384-1762.5	240851 FIAT ULYSSE (179_)	24.3387-1730.7	221008 VW GOLF PLUS (5M1, 521)
24.3384-1762.5	240851 LANCIA PHEDRA (179_)	24.3387-1730.7	221008 VW JETTA III (1K2)
24.3384-1762.5	240851 PEUGEOT 807 (E)	24.3401-9933.5	240727 BMW 1 (E81)
24.3387-1701.5	240826 OPEL ASTRA CLASSIC (L48)	24.3401-9933.5	240727 BMW 1 (E87)
24.3387-1701.5	240826 OPEL ASTRA H (L48)	24.3401-9933.5	240727 BMW 1 Cabriolet (E88)
24.3387-1701.5	240826 OPEL ASTRA H Caravan (L35)	24.3401-9933.5	240727 BMW 1 Coupe (E82)
24.3387-1701.5	240826 OPEL ASTRA H GTC (L08)	24.3401-9934.5	240728 BMW 1 (E81)
24.3387-1701.5	240826 OPEL ASTRA H Kasten (L70)	24.3401-9934.5	240728 BMW 1 (E87)
24.3387-1701.5	240826 OPEL ASTRA H Stufenheck (L69)	24.3401-9934.5	240728 BMW 1 Cabriolet (E88)
24.3387-1701.5	240826 OPEL ASTRA H TwinTop (L67)	24.3401-9934.5	240728 BMW 1 Coupe (E82)
24.3387-1701.5	240826 OPEL COMBO (71_)	24.3401-9951.5	240667 BMW 3 (E46)
24.3387-1701.5	240826 OPEL COMBO Kasten/Kombi	24.3401-9951.5	240667 BMW 3 Touring (E46)
24.3387-1701.5	240826 OPEL COMBO Tour	24.3414-1709.5	240834 AUDI A3 (8P1)
24.3387-1701.5	240826 OPEL MERIVA	24.3414-1709.5	240834 AUDI A3 Sportback (8PA)
24.3387-1701.5	240826 VAUXHALL ASTRA Mk V (H) CC	24.3414-1709.5	240834 AUDI TT (8J3)
24.3387-1701.5	240826 VAUXHALL ASTRA Mk V (H) Estate	24.3414-1709.5	240834 AUDI TT Roadster (8J9)
24.3387-1701.5	240826 VAUXHALL ASTRA Mk V (H) Sport Hatch	24.3414-1709.5	240834 SEAT ALTEA (5P1)
24.3387-1701.5	240826 VAUXHALL ASTRA Mk V (H) TwinTop	24.3414-1709.5	240834 SEAT LEON (1P1)
24.3387-1701.5	240826 VAUXHALL ASTRAMAN Mk V (H)	24.3414-1709.5	240834 SEAT TOLEDO III (5P2)
24.3387-1701.5	240826 VAUXHALL COMBO Mk II (C) Kasten/Kombi (F25)	24.3414-1709.5	240834 SKODA OCTAVIA (1Z3)
24.3387-1701.5	240826 VAUXHALL COMBO TOUR Mk II (C) (F25)	24.3414-1709.5	240834 SKODA OCTAVIA II Combi (1Z5)
24.3387-1701.5	240826 VAUXHALL MERIVA Mk I (A)	24.3414-1709.5	240834 SKODA SUPERB II (3T4)
24.3387-1702.5	240827 OPEL ASTRA CLASSIC (L48)	24.3414-1709.5	240834 SKODA SUPERB II Kombi (3T5)
24.3387-1702.5	240827 OPEL ASTRA H (L48)	24.3414-1709.5	240834 SKODA YETI (5L)
24.3387-1702.5	240827 OPEL ASTRA H Caravan (L35)	24.3414-1709.5	240834 VW EOS (1F7, 1F8)
24.3387-1702.5	240827 OPEL ASTRA H GTC (L08)	24.3414-1709.5	240834 VW GOLF V (1K1)
24.3387-1702.5	240827 OPEL ASTRA H Kasten (L70)	24.3414-1709.5	240834 VW GOLF V Variant (1K5)
24.3387-1702.5	240827 OPEL ASTRA H Stufenheck (L69)	24.3414-1709.5	240834 VW GOLF VI (5K1)
24.3387-1702.5	240827 OPEL ASTRA H TwinTop (L67)	24.3414-1709.5	240834 VW GOLF VI Variant (AJ5)
24.3387-1702.5	240827 OPEL COMBO (71_)	24.3414-1709.5	240834 VW GOLF PLUS (5M1, 521)
24.3387-1702.5	240827 OPEL COMBO Kasten/Kombi	24.3414-1709.5	240834 VW JETTA III (1K2)
24.3387-1702.5	240827 OPEL COMBO Tour	24.3414-1709.5	240834 VW JETTA III (1K2)
24.3387-1702.5	240827 OPEL MERIVA	24.3414-1709.5	240834 VW SCIROCCO (137, 138)
24.3387-1702.5	240827 VAUXHALL ASTRA Mk V (H) CC	24.3414-1710.5	240834 VW TOURAN (1T1, 1T2)
24.3387-1702.5	240827 VAUXHALL ASTRA Mk V (H) Estate	24.3414-1710.5	240834 VW TOURAN (1T3)
24.3387-1702.5	240827 VAUXHALL ASTRA Mk V (H) Sport Hatch	24.3414-1710.5	240835 AUDI A3 (8P1)
24.3387-1702.5	240827 VAUXHALL ASTRA Mk V (H) TwinTop	24.3414-1710.5	240835 AUDI A3 Sportback (8PA)
24.3387-1702.5	240827 VAUXHALL ASTRAMAN Mk V (H)	24.3414-1710.5	240835 AUDI TT (8J3)
24.3387-1702.5	240827 VAUXHALL COMBO Mk II (C) Kasten/Kombi (F25)	24.3414-1710.5	240835 AUDI TT Roadster (8J9)
24.3387-1702.5	240827 VAUXHALL COMBO TOUR Mk II (C) (F25)	24.3414-1710.5	240835 SEAT ALTEA (5P1)
24.3387-1702.5	240827 VAUXHALL MERIVA Mk I (A)	24.3414-1710.5	240835 SEAT LEON (1P1)
24.3387-1718.5	240873 AUDI A3 (8P1)	24.3414-1710.5	240835 SEAT TOLEDO III (5P2)
24.3387-1718.5	240873 AUDI A3 Cabriolet (8P7)	24.3414-1710.5	240835 SKODA OCTAVIA (1Z3)
24.3387-1718.5	240873 AUDI A3 Sportback (8PA)	24.3414-1710.5	240835 SKODA OCTAVIA II Combi (1Z5)
24.3387-1718.5	240873 AUDI TT (8J3)	24.3414-1710.5	240835 SKODA SUPERB II (3T4)
24.3387-1718.5	240873 AUDI TT Roadster (8J9)	24.3414-1710.5	240835 SKODA SUPERB II Kombi (3T5)
24.3387-1718.5	240873 SEAT LEON (1P1)	24.3414-1710.5	240835 SKODA YETI (5L)
24.3387-1718.5	240873 SEAT TOLEDO III (5P2)	24.3414-1710.5	240835 VW EOS (1F7, 1F8)
24.3387-1718.5	240873 VW EOS (1F7, 1F8)	24.3414-1710.5	240835 VW GOLF V (1K1)
24.3387-1718.5	240873 VW GOLF V (1K1)	24.3414-1710.5	240835 VW GOLF V Variant (1K5)
24.3387-1718.5	240873 VW GOLF VI (5K1)	24.3417-1703.5	240854 OPEL ZAFIRA B (A05)
24.3387-1718.5	240873 VW GOLF PLUS (5M1, 521)	24.3417-1703.5	240854 OPEL ZAFIRA B Van
24.3387-1719.5	240874 VW CADDY III Kasten (2KA, 2KH, 2CA, 2CH)	24.3417-1703.5	240854 VAUXHALL ZAFIRA Mk II (B) (M75)
24.3387-1719.5	240874 VW CADDY III Kombi (2KB, 2KJ, 2CB, 2CJ)	24.3417-1711.5	240766 AUDI TT (8J3)
		24.3417-1711.5	240766 AUDI TT Roadster (8J9)
		24.3417-1711.5	240766 SKODA SUPERB II (3T4)






# Neue Artikel

New parts - Nuevas referencias - Nouvelles références - Codici nuovi

					
24.3417-1711.5	240766 SKODA	SUPERB II Kombi (3T5)	24.3541-8532.5	240680 FORD	KA (RB_)
24.3417-1711.5	240766 VW	EOS (1F7, 1F8)	24.3541-8532.5	240680 FORD	PUMA (EC_)
24.3417-1712.5	240767 AUDI	TT (8J3)	24.3541-8532.5	240680 FORD	STREET KA (RL2)
24.3417-1712.5	240767 AUDI	TT Roadster (8J9)	24.3541-8532.5	240680 MAZDA	2 (DY)
24.3417-1712.5	240767 SKODA	SUPERB II (3T4)	24.3541-8532.5	240680 MAZDA	121 III (JASM, JBMS)
24.3417-1712.5	240767 SKODA	SUPERB II Kombi (3T5)	24.3541-9575.5	240681 BMW	1 (E81)
24.3417-1712.5	240767 VW	EOS (1F7, 1F8)	24.3541-9575.5	240681 BMW	1 (E87)
24.3421-1705.5	240353 BMW	3 (E46)	24.3541-9575.5	240681 BMW	3 (E90)
24.3421-1705.5	240353 BMW	3 Cabriolet (E46)	24.3541-9576.5	240682 BMW	1 (E81)
24.3421-1705.5	240353 BMW	3 Coupe (E46)	24.3541-9576.5	240682 BMW	1 (E87)
24.3421-1705.5	240353 BMW	3 Touring (E46)	24.3541-9576.5	240682 BMW	3 (E90)
24.3421-1705.5	240353 BMW	X3 (E83)	24.3571-1785.5	240764 HONDA	ACCORD V (CC, CD)
24.3421-1711.5	240757 CHRYSLER	VOYAGER IV (RG, RS)	24.3571-1785.5	240764 HONDA	ACCORD V (CE, CF_)
24.3421-9916.5	240642 AUDI	TT (8N3)	24.3571-1785.5	240764 HONDA	CIVIC VI Aerodeck (MB, MC)
24.3421-9916.5	240642 AUDI	TT Roadster (8N9)	24.3571-1785.5	240764 HONDA	CIVIC VI Fastback (MA, MB)
24.3421-9916.5	240642 VW	GOLF IV (1J1)	24.3571-1785.5	240764 ROVER	600 (RH)
24.3421-9964.5	240670 BMW	X5 (E53)	24.3571-1786.5	240765 HONDA	ACCORD V (CC, CD)
24.3431-1709.5	240729 HYUNDAI	HIGHWAY VAN	24.3571-1786.5	240765 HONDA	ACCORD V (CE, CF_)
24.3431-1709.5	240729 HYUNDAI	TRAJET (FO)	24.3571-1786.5	240765 HONDA	CIVIC VI Aerodeck (MB, MC)
24.3441-9957.5	240671 BMW	3 (E90)	24.3571-1786.5	240765 HONDA	CIVIC VI Fastback (MA, MB)
24.3441-9957.5	240671 BMW	3 Cabriolet (E93)	24.3571-1786.5	240765 ROVER	600 (RH)
24.3441-9957.5	240671 BMW	3 Coupe (E92)	24.3571-9863.5	240691 VOLVO	S60 I
24.3441-9957.5	240671 BMW	3 Touring (E91)	24.3571-9863.5	240691 VOLVO	S80 I (TS, XY)
24.3441-9957.5	240671 BMW	X1 (E84)	24.3571-9863.5	240691 VOLVO	V70 II (SW)
24.3441-9966.5	240674 VOLVO	XC90 I	24.3571-9863.5	240691 VOLVO	XC70 CROSS COUNTRY
24.3481-1793.5	240743 TOYOTA	STARLET (_P9_)	24.3571-9971.5	240617 VOLVO	850 (LS)
24.3481-8511.5	240760 FORD	FIESTA III (GFJ)	24.3571-9971.5	240617 VOLVO	850 Kombi (LW)
24.3481-8511.5	240760 FORD	FIESTA Kasten (F3L, F5L)	24.3571-9971.5	240617 VOLVO	C70 I Cabriolet
24.3481-8511.5	240760 FORD	FIESTA Kasten (FVD)	24.3571-9971.5	240617 VOLVO	C70 I Coupe
24.3541-1859.5	240735 CHEVROLET	LACETTI (J200)	24.3571-9971.5	240617 VOLVO	S70 (LS)
24.3541-1859.5	240735 CHEVROLET	LACETTI Kombi (J200)	24.3571-9971.5	240617 VOLVO	V70 I (LV)
24.3541-1859.5	240735 CHEVROLET	LACETTI Stufenheck	24.3601-1727.5	240786 SEAT	ALHAMBRA (710, 711)
24.3541-1859.5	240735 CHEVROLET	NUBIRA Kombi	24.3601-1727.5	240786 SKODA	KODIAQ (NS7)
24.3541-1859.5	240735 CHEVROLET	NUBIRA Stufenheck	24.3601-1727.5	240786 SKODA	SUPERB III (3V3)
24.3541-1859.5	240735 DAEWOO	GENTRA Stufenheck	24.3601-1727.5	240786 SKODA	SUPERB III Kombi (3V5)
24.3541-1859.5	240735 DAEWOO	LACETTI Schrägheck (KLAN)	24.3601-1727.5	240786 VW	CC (358)
24.3541-1859.5	240735 DAEWOO	LACETTI Stufenheck	24.3601-1727.5	240786 VW	PASSAT (3G2)
24.3541-1859.5	240735 DAEWOO	LACETTI Stufenheck (J200)	24.3601-1727.5	240786 VW	PASSAT (362)
24.3541-1859.5	240735 DAEWOO	NUBIRA (KLAJ)	24.3601-1727.5	240786 VW	PASSAT ALLTRACK (3G5)
24.3541-1859.5	240735 DAEWOO	NUBIRA Stufenheck (KLAN)	24.3601-1727.5	240786 VW	PASSAT ALLTRACK (365)
24.3541-1860.5	240736 CHEVROLET	LACETTI (J200)	24.3601-1727.5	240786 VW	PASSAT CC (357)
24.3541-1860.5	240736 CHEVROLET	LACETTI Kombi (J200)	24.3601-1727.5	240786 VW	PASSAT Variant (3G5)
24.3541-1860.5	240736 CHEVROLET	LACETTI Stufenheck	24.3601-1727.5	240786 VW	PASSAT Variant (365)
24.3541-1860.5	240736 CHEVROLET	NUBIRA Kombi	24.3601-1727.5	240786 VW	TIGUAN (AD1)
24.3541-1860.5	240736 CHEVROLET	NUBIRA Stufenheck	24.3601-1728.5	240787 SEAT	ALHAMBRA (710, 711)
24.3541-1860.5	240736 DAEWOO	GENTRA Stufenheck	24.3601-1728.5	240787 SKODA	KODIAQ (NS7)
24.3541-1860.5	240736 DAEWOO	LACETTI Schrägheck (KLAN)	24.3601-1728.5	240787 SKODA	SUPERB III (3V3)
24.3541-1860.5	240736 DAEWOO	LACETTI Stufenheck	24.3601-1728.5	240787 SKODA	SUPERB III Kombi (3V5)
24.3541-1860.5	240736 DAEWOO	LACETTI Stufenheck (J200)	24.3601-1728.5	240787 VW	CC (358)
24.3541-1860.5	240736 DAEWOO	NUBIRA (KLAJ)	24.3601-1728.5	240787 VW	PASSAT (3G2)
24.3541-1860.5	240736 DAEWOO	NUBIRA Stufenheck (KLAN)	24.3601-1728.5	240787 VW	PASSAT (362)
24.3541-8531.5	240679 FORD	FIESTA IV (JA_, JB_)	24.3601-1728.5	240787 VW	PASSAT ALLTRACK (3G5)
24.3541-8531.5	240679 FORD	FIESTA V (JH_, JD_)	24.3601-1728.5	240787 VW	PASSAT ALLTRACK (365)
24.3541-8531.5	240679 FORD	FIESTA V Van	24.3601-1728.5	240787 VW	PASSAT CC (357)
24.3541-8531.5	240679 FORD	FIESTA Kasten (J5_, J3_)	24.3601-1728.5	240787 VW	PASSAT Variant (3G5)
24.3541-8531.5	240679 FORD	FIESTA Kasten (JV_)	24.3601-1728.5	240787 VW	PASSAT Variant (365)
24.3541-8531.5	240679 FORD	FUSION (JU_)	24.3601-1729.5	240802 AUDI	TIGUAN (AD1)
24.3541-8531.5	240679 FORD	KA (RB_)	24.3601-1730.5	240803 AUDI	Q5 (8R)
24.3541-8531.5	240679 FORD	PUMA (EC_)	24.3601-1731.5	240804 AUDI	Q5 (8R)
24.3541-8531.5	240679 FORD	STREET KA (RL2)	24.3601-1731.5	240804 AUDI	A6 (4G2, C7, 4GC)
24.3541-8531.5	240679 MAZDA	2 (DY)	24.3601-1731.5	240804 AUDI	A6 Avant (4G5, C7, 4GD)
24.3541-8531.5	240679 MAZDA	121 III (JASM, JBMS)	24.3601-1732.5	240805 AUDI	A7 Sportback (4GA, 4GF)
24.3541-8532.5	240680 FORD	FIESTA IV (JA_, JB_)	24.3601-1732.5	240805 AUDI	A6 (4G2, C7, 4GC)
24.3541-8532.5	240680 FORD	FIESTA V (JH_, JD_)	24.3601-1732.5	240805 AUDI	A6 Avant (4G5, C7, 4GD)
24.3541-8532.5	240680 FORD	FIESTA V Van	24.3601-8514.5	240688 MERCEDES-BENZ	A7 Sportback (4GA, 4GF)
24.3541-8532.5	240680 FORD	FIESTA Kasten (J5_, J3_)			SPRINTER 2-t Bus (901, 902)
24.3541-8532.5	240680 FORD	FIESTA Kasten (JV_)	24.3601-8514.5	240688 MERCEDES-BENZ	SPRINTER 2-t Kasten (901, 902)
24.3541-8532.5	240680 FORD	FUSION (JU_)			

# Neue Artikel

New parts - Nuevas referencias - Nouvelles références - Codici nuovi

			
24.3601-8514.5	240688 MERCEDES-BENZ	SPRINTER 2-t Pritsche/Fahrgestell (901, 902)	24.5140-0420.3 331503 FORD GRAND C-MAX Van
24.3601-8514.5	240688 MERCEDES-BENZ	SPRINTER 3-t Bus (903)	24.5143-0534.3 331490 MERCEDES-BENZ M-CLASS (W163)
24.3601-8514.5	240688 MERCEDES-BENZ	SPRINTER 3-t Kasten (903)	24.5143-0535.3 331491 MERCEDES-BENZ M-CLASS (W163)
24.3601-8514.5	240688 MERCEDES-BENZ	SPRINTER 3-t Pritsche/Fahrgestell (903)	24.5148-0280.3 331428 FORD MONDEO III (B5Y)
24.3601-8514.5	240688 MERCEDES-BENZ	SPRINTER 4-t Bus (904)	24.5148-0280.3 331428 FORD MONDEO III Kombi (BWY)
24.3601-8514.5	240688 MERCEDES-BENZ	SPRINTER 4-t Kasten (904)	24.5148-0280.3 331428 FORD MONDEO III Stufenheck (B4Y)
24.3601-8514.5	240688 MERCEDES-BENZ	SPRINTER 4-t Pritsche/Fahrgestell (904)	24.5169-0480.3 331508 BMW X5 (E53)
24.3601-8514.5	240688 MERCEDES-BENZ	V-CLASS (638/2)	24.5169-0555.3 331509 BMW 7 (E65, E66, E67)
24.3601-8514.5	240688 MERCEDES-BENZ	VITO Bus (638)	24.5169-0556.3 331510 BMW 5 (E60)
24.3601-8514.5	240688 MERCEDES-BENZ	VITO Kasten (638)	24.5169-0556.3 331510 BMW 5 Touring (E61)
24.3601-8514.5	240688 VW	LT 28-35 II Bus (2DB, 2DE, 2DK)	24.5169-0556.3 331510 BMW 6 (E63)
24.3601-8514.5	240688 VW	LT 28-46 II Kasten (2DA, 2DD, 2DH)	24.5169-0556.3 331510 BMW 6 Cabriolet (E64)
24.3601-8514.5	240688 VW	LT 28-46 II Pritsche/Fahrgestell (2DC, 2DF, 2DG, 2DL, 2DM)	24.5170-0201.3 331450 BMW 3 (E21)
24.5102-0250.3	331477 AUDI	A8 (4D2, 4D8)	24.5170-0201.3 331450 BMW 3 (E30)
24.5111-0415.3	331506 DACIA	DUSTER	24.5170-0201.3 331450 BMW 3 (E36)
24.5111-0415.3	331506 DACIA	DUSTER Kasten	24.5170-0201.3 331450 BMW 3 Compact (E36)
24.5111-0415.3	331506 RENAULT	DUSTER (HS_)	24.5170-0201.3 331450 BMW 3 Coupe (E36)
24.5111-0435.3	331538 PEUGEOT	308 (4A_, 4C_)	24.5170-0201.3 331450 BMW 3 Touring (E30)
24.5111-0435.3	331538 PEUGEOT	308 CC	24.5170-0201.3 331450 BMW 3 Touring (E36)
24.5111-0435.3	331538 PEUGEOT	308 SW	24.5170-0201.3 331450 BMW 5 (E28)
24.5111-0435.3	331538 PEUGEOT	3008	24.5170-0201.3 331450 BMW 5 (E34)
24.5111-0435.3	331538 PEUGEOT	5008	24.5170-0201.3 331450 BMW 5 Touring (E34)
24.5111-0441.3	331507 CITROËN	C4 II (B7)	24.5170-0201.3 331450 BMW 6 (E24)
24.5111-0441.3	331507 CITROËN	DS4	24.5170-0201.3 331450 BMW 7 (E23)
24.5111-0441.3	331507 DS	DS 4 / DS 4 CROSSBACK	24.5170-0201.3 331450 BMW 7 (E32)
24.5112-0407.3	331459 CHRYSLER	DELTA	24.5170-0201.3 331450 BMW 8 (E31)
24.5112-0407.3	331459 FIAT	BRAVO II (198_)	24.5170-0201.3 331450 BMW 2500-3.3 (E3)
24.5112-0407.3	331459 FIAT	MAREA (185_)	24.5170-0201.3 331450 BMW Z1 Roadster
24.5112-0407.3	331459 FIAT	MAREA Weekend (185_)	24.5170-0201.3 331450 BMW Z3 Coupe (E36)
24.5112-0407.3	331459 FIAT	STILO (192_)	24.5170-0201.3 331450 BMW Z3 Roadster (E36)
24.5112-0407.3	331459 FIAT	STILO Multi Wagon (192_)	24.5176-0464.3 331511 OPEL INSIGNIA
24.5112-0407.3	331459 LANCIA	DELTA III (844_)	24.5176-0464.3 331511 OPEL INSIGNIA Caravan
24.5112-0407.3	331459 LANCIA	LYBRA (839_)	24.5176-0464.3 331511 OPEL INSIGNIA Stufenheck
24.5112-0407.3	331459 LANCIA	LYBRA SW (839_)	24.5176-0464.3 331511 VAUXHALL INSIGNIA Mk I (A)
24.5112-0431.3	331502 ALFA ROMEO	GIULIETTA (940_)	24.5176-0464.3 331511 VAUXHALL INSIGNIA Mk I (A) Estate
24.5134-0469.3	331479 RENAULT	MASTER II Bus (JD)	24.5176-0464.3 331511 VAUXHALL INSIGNIA Mk I (A) Sedan
24.5134-0469.3	331479 RENAULT	MASTER II Kasten (FD)	24.5201-0100.3 331512 BMW 5 (E39)
24.5134-0469.3	331479 RENAULT	MASTER II Pritsche/Fahrgestell (ED/HD/UD)	24.5201-0100.3 331512 BMW 5 Touring (E39)
24.5140-0222.3	331410 FORD	TRANSIT Bus	24.5201-0100.3 331512 BMW 7 (E38)
24.5140-0222.3	331410 FORD	TRANSIT Kasten	24.5201-0100.3 331512 BMW 8 (E31)
24.5140-0222.3	331410 FORD	TRANSIT Pritsche/Fahrgestell	24.5204-0180.3 331461 AUDI 50 (86)
24.5140-0222.3	331410 FORD	TRANSIT TOURNEO	24.5204-0180.3 331461 AUDI 80 (80, 82, B1)
24.5140-0406.3	331480 AUDI	A4 Allroad (8KH, B8)	24.5204-0180.3 331461 AUDI 80 (81, 85, B2)
24.5140-0420.3	331503 FORD	C-MAX II (DXA/CB7, DXA/CEU)	24.5204-0180.3 331461 AUDI 100 (4A, C4)
24.5140-0420.3	331503 FORD	C-MAX II Van	24.5204-0180.3 331461 AUDI 100 (43, C2)
24.5140-0420.3	331503 FORD	FOCUS III	24.5204-0180.3 331461 AUDI 100 (44, 44Q, C3)
24.5140-0420.3	331503 FORD	FOCUS III Kasten	24.5204-0180.3 331461 AUDI 100 Avant (4A, C4)
24.5140-0420.3	331503 FORD	FOCUS III Kasten/Schrägheck	24.5204-0180.3 331461 AUDI 100 Avant (43, C2)
24.5140-0420.3	331503 FORD	FOCUS III Stufenheck	24.5204-0180.3 331461 AUDI 100 Avant (44, 44Q, C3)
24.5140-0420.3	331503 FORD	FOCUS III Turnier	24.5204-0180.3 331461 AUDI 200 (43)
24.5140-0420.3	331503 FORD	GRAND C-MAX (DXA/CB7, DXA/CEU)	24.5204-0180.3 331461 AUDI A6 (4A, C4)
			24.5204-0180.3 331461 AUDI A6 Avant (4A, C4)
			24.5204-0180.3 331461 AUDI COUPE (81, 85)
			24.5204-0180.3 331461 VW DERBY (86)
			24.5204-0180.3 331461 VW DERBY (86C, 80)
			24.5204-0180.3 331461 VW GOLF I Cabriolet (155)
			24.5204-0180.3 331461 VW GOLF II (19E, 1G1)
			24.5204-0180.3 331461 VW GOLF II Van (19E, 1G1)
			24.5204-0180.3 331461 VW JETTA II (19E, 1G2, 165)
			24.5204-0180.3 331461 VW PASSAT (3A2, 35I)
			24.5204-0180.3 331461 VW PASSAT (32)
			24.5204-0180.3 331461 VW PASSAT (32B)
			24.5204-0180.3 331461 VW PASSAT Stufenheck (32B)
			24.5204-0180.3 331461 VW PASSAT Variant (3A5, 35I)
			24.5204-0180.3 331461 VW PASSAT Variant (33)



# Neue Artikel

New parts - Nuevas referencias - Nouvelles références - Codici nuovi



24.5204-0180.3	331461	VW	PASSAT Variant (33B)
24.5204-0180.3	331461	VW	POLO (86)
24.5204-0180.3	331461	VW	POLO (86C, 80)
24.5204-0180.3	331461	VW	POLO CLASSIC (86C, 80)
24.5204-0180.3	331461	VW	POLO Coupe (86C, 80)
24.5204-0180.3	331461	VW	POLO Kasten (86CF)
24.5204-0180.3	331461	VW	SANTANA (32B)
24.5204-0180.3	331461	VW	SCIROCCO (53B)
24.5204-0180.3	331461	VW	TRANSPORTER III Bus
24.5204-0180.3	331461	VW	TRANSPORTER III Kasten
24.5204-0180.3	331461	VW	TRANSPORTER III Pritsche/ Fahrgestell
24.5205-0461.3	331431	FORD	GALAXY (WGR)
24.5205-0461.3	331431	SEAT	ALHAMBRA (7V8, 7V9)
24.5205-0461.3	331431	VW	SHARAN (7M8, 7M9, 7M6)
24.5237-0335.3	331462	AUDI	ALLROAD (4BH, C5)
24.5270-0236.3	331466	HONDA	JAZZ III (GE_, GG_, GP_)
24.5275-0287.3	331481	TOYOTA	RAV 4 III (_A3_)
24.5275-0287.3	331481	TOYOTA	RAV 4 IV (_A4_)
24.5275-0289.3	331505	TOYOTA	RAV 4 III (_A3_)
24.5275-0289.3	331505	TOYOTA	RAV 4 IV (_A4_)
24.5275-0341.3	331382	TOYOTA	AURIS (_E15_)
24.5275-0341.3	331382	TOYOTA	AVENSIS Station Wagon (_T27_)
24.5275-0341.3	331382	TOYOTA	AVENSIS Stufenheck (_T27_)
24.5278-0254.3	331471	HONDA	JAZZ III (GE_, GG_, GP_)
24.5279-0215.3	331513	CHEVROLET	SPARK (M300)
24.5281-0469.3	331455	KIA	CARENS III (UN)
24.5281-0470.3	331456	KIA	CARENS III (UN)
24.5286-0345.3	331514	CHEVROLET	SPARK (M300)
24.5293-0568.3	331439	NISSAN	MICRA IV (K13)
24.5294-0293.3	331515	HYUNDAI	i30 (FD)
24.5294-0293.3	331515	HYUNDAI	i30 CW (FD)
24.5294-0293.3	331515	HYUNDAI	i30 CW (GD)
24.5294-0294.3	331516	HYUNDAI	i30 (FD)
24.5294-0294.3	331516	HYUNDAI	i30 CW (FD)
24.5294-0294.3	331516	HYUNDAI	i30 CW (GD)
24.5296-0562.3	331482	LEXUS	ES (_V4_)
24.5296-0562.3	331482	LEXUS	ES (_V6_)
24.5296-0562.3	331482	TOYOTA	CAMRY Stufenheck (_V4_)
24.6242-1701.5	240792	BMW	Z4 Roadster (E89)
24.6242-1702.5	240793	BMW	Z4 Roadster (E89)
24.6242-1703.5	240794	BMW	X3 (F25)
24.6242-1703.5	240794	BMW	X4 (F26)
24.6242-1704.5	240795	BMW	X3 (F25)
24.6242-1704.5	240795	BMW	X4 (F26)
24.6243-1713.5	240715	AUDI	A8 (4H_)
24.6243-1722.5	240783	AUDI	A4 (8K2, B8)
24.6243-1722.5	240783	AUDI	A4 Avant (8K5, B8)
24.6243-1722.5	240783	AUDI	A5 (8T3)
24.6243-1722.5	240783	AUDI	A5 Cabriolet (8F7)
24.6243-1722.5	240783	AUDI	A5 Sportback (8TA)
24.6243-1722.5	240783	AUDI	Q5 (8R)
24.6243-1723.5	240798	AUDI	A6 (4G2, C7, 4GC)
24.6243-1723.5	240798	AUDI	A6 Allroad (4GH, 4GJ)
24.6243-1723.5	240798	AUDI	A6 Avant (4G5, C7, 4GD)
24.6243-1723.5	240798	AUDI	A7 Sportback (4GA, 4GF)
24.6243-1724.5	240799	AUDI	A6 (4G2, C7, 4GC)
24.6243-1724.5	240799	AUDI	A6 Allroad (4GH, 4GJ)
24.6243-1724.5	240799	AUDI	A6 Avant (4G5, C7, 4GD)
24.6243-1724.5	240799	AUDI	A7 Sportback (4GA, 4GF)
24.6244-1703.5	240796	BMW	5 (F10)
24.6244-1703.5	240796	BMW	5 Touring (F11)
24.6244-1704.5	240797	BMW	5 (F10)
24.6244-1704.5	240797	BMW	5 Touring (F11)









- DE** Ersetzte Artikel
- EN** Replaced parts
- ES** Referencias de sustitución
- FR** Références remplacées
- IT** Codici sostitutivi

2018



# Ersetzte Artikel

Replaced parts - Referencias de sustitución - Références remplacées - Codici sostitutivi

 Vorgänger Nr. Replaced No. Codice precedente Ancienne référence Número anterior	 Nachfolge Nr. Replacing No. Codice nuovo Nouvelle référence Número posterior	 Vorgänger Nr. Replaced No. Codice precedente Ancienne référence Número anterior	 Nachfolge Nr. Replacing No. Codice nuovo Nouvelle référence Número posterior
11.3361-8503.2	220016	24.3361-8503.5	240513
11.3361-8506.2	220025	24.3361-8506.5	240634
11.3481-8511.2	220337	24.3481-8511.5	240760
11.3541-8085.2	220287	24.3541-8085.5	240525
11.3541-8523.2	220115	24.3541-8523.5	240551
11.3541-8524.2	220116	24.3541-8524.5	240552
11.3541-8531.2	220367	24.3541-8531.5	240679
11.3541-8532.2	220368	24.3541-8532.5	240680
11.3601-8506.2	220150	24.3601-8506.5	240538
11.3601-8514.2	220394	24.3601-8514.5	240688
11.9387-7083.2	220959	11.9387-7099.2	221053
11.9401-9951.2	220463	24.3401-9951.5	240667
11.9421-9916.2	220870	24.3421-9916.5	240642
11.9421-9964.2	220466	24.3421-9964.5	240670
11.9441-9957.2	220827	24.3441-9957.5	240671
11.9441-9966.2	220736	24.3441-9966.5	240674
11.9541-9575.2	220829	24.3541-9575.5	240681
11.9541-9576.2	220830	24.3541-9576.5	240682
11.9571-9823.2	220471	24.3571-9823.5	240499
11.9571-9863.2	220513	24.3571-9863.5	240691
11.9571-9971.2	220605	24.3571-9971.5	240617
13.2351-8005.2	210014	24.9235-8005.5	230023
13.2361-8002.2	210215	24.9236-8002.5	230008
13.2381-0098.2	210240	24.9238-0098.5	230038
13.2381-8034.2	210223	24.9238-8034.5	230016
13.2381-8035.2	210037	24.9238-8035.5	230025
13.2461-8001.2	210226	24.9246-8001.5	230021
24.3344-1709.7	220537	24.3344-1709.5	240810
24.3344-1710.7	220538	24.3344-1710.5	240811
24.3347-1703.7	220685	24.3347-1703.5	240814
24.3347-1704.7	220686	24.3347-1704.5	240815
24.3384-1729.7	220541	24.3384-1729.5	240816
24.3384-1730.7	220542	24.3384-1730.5	240817
24.3384-1731.7	220543	24.3384-1731.5	240818
24.3384-1732.7	220544	24.3384-1732.5	240819
24.3384-1733.7	220545	24.3384-1733.5	240820
24.3384-1755.7	220635	24.3384-1755.5	240886
24.3384-1756.7	220636	24.3384-1756.5	240887
24.3384-1762.7	220672	24.3384-1762.5	240851
24.3387-1701.7	220673	24.3387-1701.5	240826
24.3387-1702.7	220674	24.3387-1702.5	240827
24.3387-1718.7	220758	24.3387-1718.5	240873
24.3387-1719.7	220773	24.3387-1719.5	240874
24.3414-1709.7	220631	24.3414-1709.5	240834
24.3414-1710.7	220632	24.3414-1710.5	240835
24.3417-1703.7	220759	24.3417-1703.5	240854
24.3417-1711.7	220883	24.3417-1711.5	240766
24.3417-1712.7	220884	24.3417-1712.5	240767
24.5137-0190.3	330878	24.5140-0194.3	331383
83.6124-0252.3	330456	24.5102-0250.3	331477
83.6150-0481.3	330542	24.5169-0480.3	331508
83.6150-0556.3	330712	24.5169-0555.3	331509
83.6151-0552.3	330857	24.5169-0556.3	331510
83.6211-0531.3	330551	24.5143-0534.3	331490
83.6211-0532.3	330552	24.5143-0535.3	331491
83.6213-0335.3	330459	24.5237-0335.3	331462
83.6219-0455.3	330592	24.5205-0461.3	331431
83.6235-0100.3	330463	24.5201-0100.3	331512
83.6401-0413.3	330748	24.5112-0407.3	331459
83.7704-0200.3	330825	24.5170-0201.3	331450
83.7788-0280.3	330836	24.5148-0280.3	331428
83.7812-0180.3	330854	24.5237-0183.3	331454
83.7824-0180.3	330812	24.5204-0180.3	331461







- DE** Fahrzeugregister
- EN** Index of vehicles
- ES** Índice de vehículos
- FR** Liste des véhicules
- IT** Indice autovettura

2018



**ABARTH 34**

500 / 595 (312_)	34
500C / 595C (312_)	34

**ALFA ROMEO 34**

145 (930_)	34
146 (930_)	34
147 (937_)	35
155 (167_)	36
156 (932_)	37
156 Sportwagon (932_)	38
159 (939_)	39
159 Sportwagon (939_)	40
BRERA (939_)	40
GIULIETTA (940_)	41
GT (937_)	41
GTV (916_)	42
MITO (955_)	42
SPIDER (916_)	42
SPIDER (939_)	43

**AUDI 43**

80 Avant (8C, B4)	43
A1 (8X1, 8XK)	45
A1 Sportback (8XA, 8XF)	48
A2 (8Z0)	50
A3 (8L1)	51
A3 (8P1)	54
A3 (8V1, 8VK)	59
A3 Cabriolet (8P7)	60
A3 Cabriolet (8V7, 8VE)	61
A3 Limousine (8VS, 8VM)	61
A3 Sportback (8PA)	62
A3 Sportback (8VA, 8VF)	67
A4 (8D2, B5)	68
A4 (8E2, B6)	74
A4 (8EC, B7)	77
A4 (8K2, B8)	80
A4 (8W2, B9)	83
A4 Allroad (8KH, B8)	84
A4 Avant (8D5, B5)	85
A4 Avant (8E5, B6)	90
A4 Avant (8ED, B7)	92
A4 Avant (8K5, B8)	96
A4 Avant (8W5, B9)	99
A4 Cabriolet (8H7, B6, 8HE, B7)	100
A5 (8T3)	103
A5 Cabriolet (8F7)	108
A5 Sportback (8TA)	112
A6 (4A, C4)	114
A6 (4B2, C5)	117
A6 (4F2, C6)	121
A6 (4G2, C7, 4GC)	126
A6 Allroad (4FH, C6)	128
A6 Allroad (4GH, 4GJ)	130
A6 Avant (4A, C4)	130
A6 Avant (4B5, C5)	134
A6 Avant (4F5, C6)	137
A6 Avant (4G5, C7, 4GD)	140
A7 Sportback (4GA, 4GF)	142
A8 (4D2, 4D8)	144
A8 (4E_)	145
A8 (4H_)	148
ALLROAD (4BH, C5)	150
CABRIOLET (8G7, B4)	151
COUPE (89, 8B)	152
Q3 (8U)	154
Q5 (8R)	155
Q7 (4L)	157
TT (8J3)	157
TT (8N3)	158
TT Roadster (8J9)	159
TT Roadster (8N9)	161

**BMW 162**

1 (E81)	162
1 (E87)	165
1 (F20)	169

**BMW 162**

1 (F21)	169
1 Cabriolet (E88)	170
1 Coupe (E82)	171
2 Cabriolet (F23)	173
2 Coupe (F22, F87)	173
3 (E36)	174
3 (E46)	176
3 (E90)	180
3 (F30, F80)	189
3 Cabriolet (E36)	190
3 Cabriolet (E46)	192
3 Cabriolet (E93)	194
3 Compact (E36)	197
3 Compact (E46)	199
3 Coupe (E36)	200
3 Coupe (E46)	201
3 Coupe (E92)	204
3 Gran Turismo (F34)	210
3 Kombi (F31)	211
3 Touring (E36)	212
3 Touring (E46)	213
3 Touring (E91)	215
4 Cabriolet (F33, F83)	224
4 Coupe (F32, F82)	224
4 Gran Coupe (F36)	225
5 (E34)	225
5 (E39)	228
5 (E60)	235
5 (F10)	248
5 Gran Turismo (F07)	253
5 Touring (E34)	255
5 Touring (E39)	256
5 Touring (E61)	261
5 Touring (F11)	271
6 (E63)	276
6 Cabriolet (E64)	277
6 Cabriolet (F12)	278
6 Coupe (F13)	279
6 Gran Coupe (F06)	280
7 (E38)	280
7 (E65, E66, E67)	282
7 (F01, F02, F03, F04)	285
8 (E31)	287
X1 (E84)	288
X3 (E83)	291
X3 (F25)	293
X4 (F26)	293
X5 (E53)	294
X5 (E70)	296
X5 (F15, F85)	298
X6 (E71, E72)	299
X6 (F16, F86)	300
Z3 Coupe (E36)	301
Z3 Roadster (E36)	302
Z4 Coupe (E86)	305
Z4 Roadster (E85)	305
Z4 Roadster (E89)	307
Z8 Roadster (E52)	308

**CHEVROLET 308**

ASTRA Schrägheck	308
ASTRA Stufenheck	308
AVEO Schrägheck (T200)	309
AVEO Schrägheck (T250, T255)	309
AVEO Schrägheck (T300)	309
AVEO Stufenheck (T200)	309
AVEO Stufenheck (T250, T255)	309
AVEO Stufenheck (T300)	310
CRUZE (J300)	310
CRUZE Schrägheck (J305)	310
CRUZE Station Wagon (J308)	311
KALOS	312
KALOS Stufenheck	312
LACETTI (J200)	312
LACETTI Kombi (J200)	312
LACETTI Stufenheck	312
LANOS Stufenheck	312
MALIBU (V300)	312
MATIZ (M200, M250)	313

**CHEVROLET 308**

NUBIRA Kombi	313
NUBIRA Stufenheck	313
ORLANDO (J309)	313
SPARK	313
SPARK (M300)	313
TIGRA	314
TRAX	314
VECTRA	314
VOLT	314

**CHRYSLER 314**

DELTA	315
PT CRUISER (PT_)	315
PT CRUISER Cabriolet	315
VOYAGER IV (RG, RS)	315
YPSILON	315

**CITROËN 315**

AX (ZA-)	315
BERLINGO (B9)	316
BERLINGO (MF)	318
BERLINGO Kasten (B9)	319
BERLINGO Kasten (M_)	321
BERLINGO Pritsche/Fahrgestell (B9)	323
C1 (PM_, PN_)	323
C15 (VD-)	345
C15 Kombi	346
C1 II	323
C2 (JM_)	323
C2 ENTERPRISE	324
C3 I (FC_)	325
C3 II	326
C3 III (SX)	327
C3 Picasso	327
C3 Pluriel (HB_)	327
C4 CACTUS	331
C4 Coupe (LA_)	331
C4 Grand Picasso I (UA_)	333
C4 Grand Picasso II	334
C4 I (LC_)	328
C4 II (B7)	330
C4 Picasso I (UD_)	335
C4 Picasso II	336
C4 Stufenheck	337
C5 I (DC_)	338
C5 I Break (DE_)	338
C5 II (RC_)	338
C5 II Break (RE_)	339
C5 III (RD_)	339
C5 III Break (TD_)	342
C6 (TD_)	344
C8 (EA_, EB_)	345
C-CROSSER (EP_)	346
C-CROSSER ENTERPRISE	346
C-ELYSEE	346
DS3	347
DS3 Cabriolet	347
DS4	348
DS5	349
EVASION (22, U6)	351
JUMPER Bus	353
JUMPER Bus (230P)	354
JUMPER Bus (244, Z_)	356
JUMPER Kasten	357
JUMPER Kasten (230L)	357
JUMPER Kasten (244)	361
JUMPER Pritsche/Fahrgestell	361
JUMPER Pritsche/Fahrgestell (230)	361
JUMPER Pritsche/Fahrgestell (244)	364
JUMPY	365
JUMPY (U6U)	365
JUMPY Kasten	366
JUMPY Kasten (BS_, BT_, BY_, BZ_)	366
JUMPY Pritsche/Fahrgestell	367
JUMPY Pritsche/Fahrgestell (BU_, BV_, BW_, BX_)	367
NEMO Kasten (AA_)	367
NEMO Kombi	367



**CITROËN****315**

SAXO (S0, S1)	367
XANTIA (X1)	368
XANTIA (X2)	369
XANTIA Break (X1)	369
XANTIA Break (X2)	369
XM (Y4)	369
XM Break (Y4)	369
XSARA (N1)	370
XSARA Break (N2)	373
XSARA Coupe (N0)	374
XSARA Kasten/Kombi	377
XSARA Kasten/Schrägheck	378
XSARA PICASSO (N68)	380
ZX (N2)	381
ZX Break (N2)	383

**DACIA****384**

DOKKER	384
DOKKER Express	384
DUSTER	385
DUSTER Kasten	386
LODGY	387
LOGAN (LS_)	387
LOGAN EXPRESS (FS_)	388
LOGAN MCV (KS_)	388
LOGAN MCV II	389
LOGAN Pick-up (US_)	389
SANDERO	390

**DAEWOO****390**

ESPERO (KLEJ)	390
GENTRA Stufenheck	391
KALOS (KLAS)	391
KALOS Stufenheck (KLAS)	391
LACETTI Schrägheck (KLAN)	391
LACETTI Stufenheck	391
LACETTI Stufenheck (J200)	391
LANOS (KLAT)	391
LANOS Stufenheck (KLAT)	392
MATIZ (KLYA)	392
MATIZ Kasten (KLA4)	392
NEXIA (KLETN)	393
NEXIA Stufenheck (KLETN)	393
NUBIRA (KLAJ)	394
NUBIRA Stufenheck (KLAN)	394
RACER Schrägheck	394

**DAIHATSU****394**

CHARADE	394
MATERIA (M4_)	394
SIRION (M3_)	394

**DS****394**

DS 3	395
DS 3 Cabriolet	396
DS 4 / DS 4 CROSSBACK	396
DS5	395

**FIAT****397**

126 (126_)	397
500 (312_)	397
500 C (312_)	398
500L (351_, 352_)	398
500X (334_)	399
BARCETTA (183_)	399
BRAVA (182_)	399
BRAVO I (182_)	400
BRAVO II (198_)	401
CINQUECENTO (170_)	401
COUPE (175_)	402
CROMA (194_)	402
DOBLO Cargo (223_)	402
DOBLO Großraumlimousine (119_, 223_)	403
DOBLO Kasten/Kombi (263_)	404

**FIAT****397**

DOBLO Kombi (263_)	404
DOBLO Pritsche/Fahrgestell (263_)	405
DUCATO Bus (230_)	405
DUCATO Bus (244_)	407
DUCATO Bus (250_, 290_)	407
DUCATO Kasten (230_)	408
DUCATO Kasten (244_)	409
DUCATO Kasten (250_, 290_)	410
DUCATO Pritsche/Fahrgestell (230_)	410
DUCATO Pritsche/Fahrgestell (244_)	412
DUCATO Pritsche/Fahrgestell (250_, 290_)	412
FIORINO Kasten/Kombi (225_)	412
FIORINO Kasten (146_)	412
FIORINO Pick up (146_)	413
GRANDE PUNTO (199_)	413
IDEA (350_)	414
LINEA (323_)	414
MAREA (185_)	415
MAREA Weekend (185_)	415
MULTIPLA (186_)	416
PALIO (178BX)	416
PALIO Weekend (178_)	416
PANDA (141_)	417
PANDA (169_)	417
PANDA (312_, 319_)	418
PANDA Van (141_)	418
PANDA Van (169_)	418
PANDA VAN (312_, 519_)	419
PUNTO (176_)	420
PUNTO (188_)	421
PUNTO (199_)	422
PUNTO Cabriolet (176_)	422
PUNTO EVO (199_)	423
PUNTO Van (176_)	423
PUNTO Van (188_)	424
PUNTO Van (199_)	424
QUBO (225_)	425
SCUDO (270_, 272_)	425
SCUDO Combinato (220_)	425
SCUDO Kasten (220_)	426
SCUDO Kasten (270_, 272_)	426
SCUDO Pritsche/Fahrgestell (220_)	427
SCUDO Pritsche/Fahrgestell (270_, 272_)	427
SEDICI (FY_)	427
SEICENTO / 600 (187_)	427
SEICENTO / 600 Van (287_)	428
SIENA (178_)	428
STILO (192_)	428
STILO Multi Wagon (192_)	428
STRADA Pick-up (178_)	429
STRADA Pick-up (278_)	429
TEMPRA (159_)	429
TEMPRA S.W. (159_)	430
TIPO (160_)	431
ULYSSE (179_)	433
ULYSSE (220_)	434
UNO (146_)	435
UNO Kasten (146_)	436

**FORD****436**

B-MAX (JK)	436
B-MAX Van	436
C-MAX (DM2)	436
C-MAX II (DXA/CB7, DXA/CEU)	438
C-MAX II Van	439
COUGAR (EC_)	440
COURIER Kasten (F3L, F5L)	441
COURIER Kasten (J5_, J3_)	441
ESCORT '95 Express (AVL)	442
ESCORT CLASSIC (AAL, ABL)	447
ESCORT CLASSIC Turnier (ANL)	447
ESCORT VI (GAL)	443
ESCORT VI Cabriolet (ALL)	443
ESCORT VII (GAL, AAL, ABL)	444
ESCORT VII Cabriolet (ALL)	446
ESCORT VII Kombi (GAL, ANL)	446
ESCORT VII Stufenheck (GAL, AFL)	447
ESCORT VI Kombi (GAL)	444
ESCORT VI Stufenheck (GAL)	444

**FORD****436**

FIESTA III (GFJ)	447
FIESTA IV (JA_, JB_)	449
FIESTA Kasten (FVD)	454
FIESTA Kasten (JV_)	454
FIESTA Stufenheck	455
FIESTA V (JH_, JD_)	452
FIESTA VI	453
FIESTA VI Van	453
FIESTA V Van	452
FOCUS (DAW, DBW)	455
FOCUS C-MAX	470
FOCUS II (DA_)	456
FOCUS II Cabriolet	458
FOCUS III	462
FOCUS III Kasten	464
FOCUS III Kasten/Schrägheck	465
FOCUS III Stufenheck	466
FOCUS III Turnier	468
FOCUS II Kombi (DA_)	458
FOCUS II Stufenheck (DA_)	460
FOCUS Kombi (DNW)	471
FOCUS Stufenheck (DFW)	472
FUSION (JU_)	472
GALAXY	473
GALAXY (WA6)	473
GALAXY (WGR)	475
GRAND C-MAX (DXA/CB7, DXA/CEU)	477
GRAND C-MAX Van	478
KA (RB_)	479
KA (RU8)	481
KA Van (RB)	481
KUGA I	481
KUGA II (DM2)	482
KUGA II Van	483
MONDEO I (GBP)	483
MONDEO II (BAP)	487
MONDEO III (B5Y)	491
MONDEO III Kombi (BWY)	492
MONDEO III Stufenheck (B4Y)	492
MONDEO II Kombi (BNP)	488
MONDEO II Stufenheck (BFP)	490
MONDEO I Kombi (BNP)	484
MONDEO I Stufenheck (GBP)	486
MONDEO IV (BA7)	493
MONDEO IV Stufenheck (BA7)	495
MONDEO IV Turnier (BA7)	497
PUMA (EC_)	499
SCORPIO II (GFR, GGR)	500
SCORPIO II Kombi (GNR, GGR)	501
S-MAX	501
S-MAX (WA6)	502
STREET KA (RL2)	504
TOURNEO CONNECT	504
TOURNEO CONNECT / GRAND	504
TOURNEO CONNECT Kombi	
TRANSIT Bus	505
TRANSIT Bus (E_)	505
TRANSIT Bus (FD_, FB_, FS_, FZ_, FC_)	506
TRANSIT CONNECT (P65_, P70_, P80_)	506
TRANSIT CONNECT Kasten	507
TRANSIT CONNECT Kombi	508
TRANSIT Kasten	508
TRANSIT Kasten (E_)	509
TRANSIT Kasten (FA_)	509
TRANSIT Pritsche/Fahrgestell	510
TRANSIT Pritsche/Fahrgestell (E_)	510
TRANSIT Pritsche/Fahrgestell (FM_, FN_)	511
TRANSIT TOURNEO	511

**HONDA****512**

ACCORD Coupe (CM)	515
ACCORD IX Stufenheck (CR)	515
ACCORD V (CC, CD)	512
ACCORD V (CE, CF_)	512
ACCORD VI (CK, CG, CH, CF8)	512
ACCORD VI Aerodeck (CF)	512
ACCORD VI Hatchback (CH, CL)	513
ACCORD VII (CL, CN)	513

**HONDA****512**

ACCORD VII (CM)	514
ACCORD VIII (CP)	514
ACCORD VIII (CU)	515
ACCORD VIII TOURER (CW)	515
ACCORD VII Tourer (CM, CN)	514
CITY Stufenheck (GM2, GM3)	515
CIVIC Coupe	519
CIVIC VI Aerodeck (MB, MC)	515
CIVIC VI Coupe (EJ, EM1)	516
CIVIC VI Fastback (MA, MB)	516
CIVIC VI Hatchback (EJ, EK)	516
CIVIC VII Coupe (EM2)	517
CIVIC VII Hatchback (EU, EP, EV)	518
CIVIC VIII Hatchback (FN, FK)	518
CIVIC VIII Stufenheck (FD, FA)	518
CIVIC VII Stufenheck (ES, ET)	518
CIVIC VI Stufenheck (EJ, EK)	517
CONCERTO (HW, MA)	519
CONCERTO Stufenheck (HWW)	519
CR-V I (RD)	519
CR-V II (RD_)	519
CR-V III (RE_)	520
CRX III (EH, EG)	520
INSIGHT (ZE_)	520
JAZZ II (GD_, GE3, GE2)	521
JAZZ III (GE_, GG_, GP_)	521
LOGO (GA)	522

**HYUNDAI****522**

ACCENT II (LC)	522
ACCENT II Stufenheck (LC)	523
ATOS (MX)	523
ATOS PRIME (MX)	523
GALLOPER II (JK-01)	523
GETZ (TB)	524
HIGHWAY VAN	525
i10 (BA, IA)	525
i10 (PA)	525
i30 (FD)	525
i30 CW (FD)	525
i30 CW (GD)	526
LANTRA I (J-1)	526
MATRIX (FC)	526
PONY (X-2)	526
S COUPE (SLC)	526
TRAJET (FO)	526
TUCSON (JM)	526

**ISUZU****527**

D-MAX I (TFR, TFS)	527
--------------------	-----

**JAGUAR****527**

F-TYPE Cabriolet (QQ6_)	527
F-TYPE Coupe (QQ6_)	527
S-TYPE (CCX_)	527
XE (JA_)	527
XF (CC9_)	527
XF (JB_)	528
XF SPORTBRAKE (CC9_)	528
XJ (NAW_, NBW_, X308_)	529
XJ (X300_, X330_)	529
XJ (X350_)	529
XJ (X351_)	529
XK 8 Convertible (X100_, QDV_)	530
XK 8 Coupe (X100_, QEV_)	530
X-TYPE (CF1_)	530
X-TYPE Estate (CF1_)	530

**JEEP****531**

RENEGADE Geländewagen geschlossen (BU)	531
--	-----

**KIA****531**

CARENS I (FC)	531
---------------	-----

**KIA****531**

CARENS II (FJ)	531
CARENS III (UN)	531
CEE'D Schrägheck (ED)	531
CEE'D SW (ED)	532
CERATO Stufenheck	532
CERATO Stufenheck (LD)	532
PICANTO (BA)	532
PRO CEE'D (ED)	532
SEPHIA (FA)	533
SEPHIA Stufenheck (FA)	533
SHUMA (FB)	533
SHUMA II (FB)	533
SHUMA II Stufenheck (FB)	533
SHUMA Stufenheck (FB)	533
SPORTAGE (JE_, KM_)	533

**LADA****533**

SAMARA (2108, 2109, 2115, 2113, 2114)	533
SAMARA FORMA Stufenheck (21099, 2115)	534

**LANCIA****534**

DEDRA (835_)	534
DEDRA SW (835_)	534
DELTA II (836_)	535
DELTA III (844_)	535
LYBRA (839_)	535
LYBRA SW (839_)	536
MUSA (350_)	536
PHEDRA (179_)	536
Y (840_)	537
YPSILON (312_)	538
YPSILON (843_)	538
ZETA (22_)	538

**LAND ROVER****539**

DISCOVERY I (LJ_)	539
DISCOVERY II (LT_)	540
DISCOVERY III (LA_)	540
DISCOVERY IV (LA_)	540
DISCOVERY SPORT (LC_)	540
FREELANDER (LN_)	540
FREELANDER 2 (LF_)	540
FREELANDER Soft Top (LN_)	541
RANGE ROVER EVOQUE (LV_)	542
RANGE ROVER EVOQUE Cabriolet (LV_)	542
RANGE ROVER III (LM_)	541

**LEXUS****542**

ES (_V4_)	542
ES (_V6_)	542

**MAZDA****542**

121 III (JASM, JBSM)	549
2 (DE)	542
2 (DY)	542
2 Stufenheck (DE)	543
3 (BK)	543
3 (BL)	545
323 C V (BA)	551
323 F VI (BJ)	551
323 III Station Wagon (BW)	551
323 P V (BA)	551
323 S V (BA)	551
323 S VI (BJ)	551
3 Stufenheck (BK)	545
3 Stufenheck (BL)	546
5 (CR19)	547
5 (CW)	548
626 IV (GE)	552
626 IV Hatchback (GE)	552
626 V (GF)	552
626 V Hatchback (GF)	553
626 V Station Wagon (GW)	553
6 Hatchback (GG)	548

**MAZDA****542**

6 Sport (GH)	549
6 Sport Kombi (GH)	549
6 Station Wagon (GY)	549
6 Stufenheck (GG)	549
6 Stufenheck (GH)	549
DEMIO (DW)	553
MX-5 II (NB)	553
MX-6 (GE)	553
PREMACY (CP)	553
XEDOS 6 (CA)	554

**MERCEDES-BENZ****554**

100 Bus (631)	554
100 Kasten (631)	554
A-KLASSE (W168)	555
A-KLASSE (W169)	556
B-KLASSE (W245)	557
C-KLASSE (W202)	558
C-KLASSE (W203)	561
C-KLASSE (W204)	564
C-KLASSE Coupe (C204)	571
C-KLASSE Kombi (S202)	573
C-KLASSE Kombi (S203)	575
C-KLASSE Kombi (S204)	578
C-KLASSE Sportcoupe (CL203)	583
CLC-KLASSE (CL203)	585
CLK (C208)	586
CLK (C209)	588
CLK Cabriolet (A208)	589
CLK Cabriolet (A209)	591
CLS (C218)	592
CLS (C219)	594
CLS Shooting Brake (X218)	595
E-KLASSE (W124)	598
E-KLASSE (W210)	599
E-KLASSE (W211)	605
E-KLASSE (W212)	613
E-KLASSE Cabriolet (A124)	619
E-KLASSE Cabriolet (A207)	619
E-KLASSE Coupe (C124)	621
E-KLASSE Coupe (C207)	622
E-KLASSE Kombi (S124)	625
E-KLASSE Kombi (S210)	626
E-KLASSE Kombi (S211)	632
E-KLASSE Kombi (S212)	638
G-KLASSE (W461)	642
G-KLASSE (W463)	643
G-KLASSE Geländewagen offen (W463)	644
GLE (W166)	645
GLE Coupe (C292)	645
GLK-KLASSE (X204)	645
GL-KLASSE (X164)	645
GL-KLASSE (X166)	647
GLS (X166)	647
M-KLASSE (W163)	647
M-KLASSE (W164)	647
M-KLASSE (W166)	649
R-KLASSE (W251, V251)	649
S-KLASSE (W140)	651
S-KLASSE (W220)	653
S-KLASSE (W221)	655
S-KLASSE (W222, V222, X222)	659
S-KLASSE Cabriolet (A217)	660
S-KLASSE Coupe (C140)	660
S-KLASSE Coupe (C215)	661
S-KLASSE Coupe (C216)	661
S-KLASSE Coupe (C217)	662
SL (R129)	662
SL (R230)	665
SLC (R172)	666
SLK (R170)	666
SLK (R171)	668
SLK (R172)	669
SPRINTER 2-t Bus (901, 902)	669
SPRINTER 2-t Kasten (901, 902)	670
SPRINTER 2-t Pritsche/Fahrgestell (901, 902)	671
SPRINTER 3,5-t Bus (906)	673
SPRINTER 3,5-t Kasten (906)	673



**MERCEDES-BENZ 554**

SPRINTER 3,5-t Pritsche/Fahrgestell (906)	674
SPRINTER 3-t Bus (903)	675
SPRINTER 3-t Bus (906)	677
SPRINTER 3-t Kasten (903)	677
SPRINTER 3-t Kasten (906)	679
SPRINTER 3-t Pritsche/Fahrgestell (903)	679
SPRINTER 3-t Pritsche/Fahrgestell (906)	681
SPRINTER 4,6-t Kasten (906)	681
SPRINTER 4,6-t Pritsche/Fahrgestell (906)	682
SPRINTER 4-t Bus (904)	682
SPRINTER 4-t Kasten (904)	683
SPRINTER 4-t Pritsche/Fahrgestell (904)	685
SPRINTER 5-t Bus	687
SPRINTER 5-t Kasten (906)	687
SPRINTER 5-t Pritsche/Fahrgestell (905)	687
SPRINTER 5-t Pritsche/Fahrgestell (906)	687
SPRINTER CLASSIC 3,5-t Kasten (909)	688
SPRINTER CLASSIC 4,6-t Bus (909)	688
SPRINTER Kipper (905)	688
T1/TN Kasten/Kombi	688
T1/TN Pritsche/Fahrgestell	689
T1 Bus (601)	689
T1 Bus (602)	690
T1 Kasten (601, 611)	690
T1 Kasten (602)	691
T1 Pritsche/Fahrgestell (601)	691
T1 Pritsche/Fahrgestell (602)	691
VANEO (414)	691
VARIO Bus	692
VARIO Kasten/Kombi	692
VARIO Kipper	692
VARIO Pritsche/Fahrgestell	693
VARIO Triebkopf	694
VIANO (W639)	694
VITO / MIXTO Kasten (W639)	694
VITO Bus (638)	694
VITO Bus (W639)	695
VITO Kasten (638)	696
V-KLASSE (638/2)	697

**MG 698**

MG ZT	698
MG ZT- T	698

**MINI 699**

MINI (R50, R53)	699
MINI (R56)	701
MINI Cabriolet (R52)	702
MINI Cabriolet (R57)	702
MINI CLUBMAN (R55)	703
MINI CLUBVAN (R55)	704
MINI COUNTRYMAN (R60)	704
MINI Coupe (R58)	704
MINI PACEMAN (R61)	704
MINI Roadster (R59)	705

**MITSUBISHI 705**

ASX (GA_W_)	705
ASX Van (GA_W_)	705
CARISMA (DA_)	705
CARISMA Stufenheck (DA_)	706
COLT CZC Cabriolet (RG)	707
COLT PLUS VI (Z2_W)	708
COLT V (CJ_, CP_)	707
COLT VI (Z3_A, Z2_A)	707
GALANT V (E5_A, E7_A, E8_A)	708
GALANT VI (EA_)	708
GALANT VI Station Wagon (EA_)	709
GALANT V Stufenheck (E5_A, E7_A, E8_A)	708
GALLOPER (JK-01)	709
L 200 / TRITON (KA_T, KB_T)	709
L 200 / TRITON Pritsche/Fahrgestell (KA_T, KB_T)	709
L 200 (K3_T, K2_T, K1_T, K0_T)	709
L 200 (K7_T, K6_T)	710
L 200 Pritsche/Fahrgestell (K3_T, K0_T, K1_T, K2_T)	710

**MITSUBISHI 705**

L 200 Pritsche/Fahrgestell (K6_T, K7_T)	710
L 300 III Bus (P0_W, P1_W, P2_W)	710
L 300 III Kasten (P0_V, P1_V, P2_V)	710
L 300 III Pritsche/Fahrgestell (P1_T)	711
L 400 Bus (PD_W, PC_W, PA_V, PB_V, PA_W)	711
L 400 Kasten (PD_W, PC_W, PB_V, PA_W, PA_V)	711
LANCER VI (CJ-CP_)	711
LANCER VI Coupe (CJ_A, CE)	711
LANCER VII (CS_A, CT_A)	711
LANCER VIII (CY_A, CZ_A)	712
LANCER VIII Sportback (CX_A)	712
LANCER VII Kombi (CS_W, CT_W)	711
MIRAGE Schrägheck (CJ_A)	712
MIRAGE Stufenheck (CK_A)	712
OUTLANDER I (CU_W)	712
OUTLANDER II (CW_W)	713
OUTLANDER III (GG_W, GF_W, ZJ)	713
PAJERO CLASSIC (V2_W)	715
PAJERO II (V3_W, V2_W, V4_W)	713
PAJERO II (V3_W)	714
PAJERO II Canvas Top (V2_W, V4_W)	714
PAJERO III (V7_W, V6_W)	714
PAJERO III Geländewagen offen (V6_W, V7_W)	714
PAJERO IV (V8_W, V9_W)	714
PAJERO IV Van (V90, V80, V8_V)	715
PAJERO PININ (H6_W, H7_W)	715
PAJERO SPORT I (K7_, K9_)	716
PAJERO SPORT II (KH_, KG_)	716
PAJERO SPORT VAN I (K90)	716
SANTAMO	716
SPACE RUNNER (N1_W, N2_W)	717
SPACE RUNNER (N6_W)	717
SPACE STAR Großraumlimousine (DG_A)	717
SPACE WAGON (N3_W, N4_W)	717
SPACE WAGON (N9_W, N8_W)	718

**NISSAN 718**

ALMERA I (N15)	718
ALMERA I Hatchback (N15)	718
ALMERA II (N16)	718
ALMERA II Hatchback (N16)	719
ALMERA TINO (V10)	721
CUBE (Z12)	721
INTERSTAR Bus (X70)	721
INTERSTAR Kasten (X70)	722
INTERSTAR Pritsche/Fahrgestell	722
JUKE (F15)	723
KUBISTAR (X76)	723
KUBISTAR Kasten (X80)	724
MICRA C+C III (K12)	725
MICRA II (K11)	724
MICRA III (K12)	724
MICRA IV (K13)	725
NOTE (E11, NE11)	725
NV300 Kasten (X82)	725
NV300 Kombi (X82)	725
NV300 Pritsche/Fahrgestell (X82)	726
PRIMASTAR Bus (X83)	726
PRIMASTAR Kasten (X83)	726
PRIMASTAR Pritsche/Fahrgestell (X83)	727
PRIMERA (P10)	727
PRIMERA (P11)	727
PRIMERA (P12)	728
PRIMERA Hatchback (P10)	729
PRIMERA Hatchback (P11)	729
PRIMERA Hatchback (P12)	730
PRIMERA Traveller (WP11)	731
PRIMERA Traveller (WP12)	732
PULSAR I Stufenheck (N15)	733
QASHQAI / QASHQAI +2 I (J10, JJ10)	734
QASHQAI II (J11, J11_)	734
SUNNY III (N14)	734
SUNNY III Hatchback (N14)	734
SUNNY III Liftback (N14)	735
TERRANO II (R20)	735
TERRANO II Van (R20)	735
TIIDA Schrägheck (C11)	735

**NISSAN 718**

TIIDA Stufenheck (SC11)	735
VERSA I	735
X-TRAIL (T30)	735
X-TRAIL (T31)	736

**OPEL 736**

ADAM	736
AGILA (A) (H00)	737
AGILA (B) (H08)	737
AMPERA	737
ASTRA CLASSIC (L48)	737
ASTRA F (56_, 57_)	738
ASTRA F Cabriolet (53_B)	741
ASTRA F Caravan (51_, 52_)	742
ASTRA F CC (53_, 54_, 58_, 59_)	745
ASTRA F CLASSIC Caravan	748
ASTRA F CLASSIC CC	748
ASTRA F CLASSIC Stufenheck	749
ASTRA F Van (55_)	749
ASTRA G Cabriolet (F67)	751
ASTRA G Caravan (F35_)	752
ASTRA G CC (F48_, F08_)	756
ASTRA G Coupe (F07_)	761
ASTRA G Kasten (F70)	762
ASTRA G Stufenheck (F69_)	763
ASTRA H (L48)	766
ASTRA H Caravan (L35)	769
ASTRA H GTC (L08)	771
ASTRA H Kasten (L70)	774
ASTRA H Stufenheck (L69)	775
ASTRA H TwinTop (L67)	777
ASTRA J	778
ASTRA J GTC	779
ASTRA J Sports Tourer	780
ASTRA J Stufenheck	781
CALIBRA A (85_)	782
CASCADA (W13)	783
COMBO (71_)	783
COMBO Kasten/Kombi	784
COMBO Kasten/Kombi (X12)	785
COMBO Pritsche/Fahrgestell (X12)	785
COMBO Tour	785
COMBO Tour (X12)	786
CORSA B (73_, 78_, 79_)	786
CORSA B Kasten (73_)	789
CORSA B Kombi (F35)	789
CORSA C (F08, F68)	789
CORSA C Kasten (F08, W5L)	790
CORSA D	791
CORSA D Van	792
CORSA E	793
CORSA E Van	794
FRONTERA A (5_MWL4)	795
FRONTERA A Sport (5_SUD2)	795
FRONTERA B (6B_)	795
GT Cabriolet	795
INSIGNIA	795
INSIGNIA Caravan	796
INSIGNIA Stufenheck	796
MERIVA	797
MERIVA B	798
MOKKA / MOKKA X	800
MONTEREY A (UBS_)	800
MONTEREY B	800
MOVANO B Bus	800
MOVANO B Kasten	800
MOVANO B Pritsche/Fahrgestell	800
MOVANO Combi (J9)	801
MOVANO Kasten (F9)	801
MOVANO Kipper (H9)	802
MOVANO Pritsche/Fahrgestell (U9, E9)	803
OMEGA B (25_, 26_, 27_)	804
OMEGA B Caravan (21_, 22_, 23_)	806
SIGNUM	807
TIGRA (75_)	810
TIGRA TwinTop	811
VECTRA A (86_, 87_)	811
VECTRA A CC (88_, 89_)	813
VECTRA B (36_)	815

**OPEL 736**

VECTRA B Caravan (31_)	817
VECTRA B CC (38_)	820
VECTRA C	822
VECTRA C Caravan	827
VECTRA C GTS	833
VIVARO Combi	838
VIVARO Combi (J7)	838
VIVARO Kasten	838
VIVARO Kasten (F7)	838
VIVARO Pritsche/Fahrgestell	839
VIVARO Pritsche/Fahrgestell (E7)	839
ZAFIRA A (F75_)	839
ZAFIRA B (A05)	840
ZAFIRA B Van	842
ZAFIRA TOURER C (P12)	843

**PEUGEOT 843**

1007 (KM_)	903
106 I (1A, 1C)	844
106 II (1)	845
106 Van (1_)	847
107	847
108	847
2008	903
205 II (20A/C)	847
205 Kasten	850
206+ (T3E)	854
206 CC (2D)	850
206 Schrägheck (2A/C)	850
206 Stufenheck	852
206 SW (2E/K)	853
206 Van	853
207 (WA_, WC_)	854
207 CC (WD_)	855
207 Stufenheck	856
207 SW (WK_)	856
207 Van	856
208	857
208 Kasten	859
3008	903
301	859
306 (7B, N3, N5)	859
306 Break (7E, N3, N5)	863
306 Cabriolet (7D, N3, N5)	864
306 Kasten/Kombi (N_, 7_)	866
306 Kasten/Schrägheck	867
306 Schrägheck (7A, 7C, N3, N5)	869
307 (3A/C)	873
307 Break (3E)	875
307 CC (3B)	876
307 SW (3H)	876
308 (4A_, 4C_)	878
308 CC	880
308 II	879
308 SW	880
308 SW II	882
4007 (GP_)	904
405 II (4B)	884
405 II Break (4E)	885
406 (8B)	885
406 Break (8E/F)	887
406 Coupe (8C)	889
407 (6D_)	890
407 Coupe (6C_)	892
407 SW (6E_)	894
5008	904
505 (551A)	896
508	896
508 SW	897
605 (6B)	899
607 (9D, 9U)	900
806 (221)	900
807 (E)	902
BIPPER (AA_)	906
BIPPER Tepee	906
BOXER Bus	906
BOXER Bus (230P)	906
BOXER Bus (244, Z_)	910
BOXER Kasten	911

**PEUGEOT 843**

BOXER Kasten (230L)	911
BOXER Kasten (244)	915
BOXER Pritsche/Fahrgestell	915
BOXER Pritsche/Fahrgestell (244)	915
BOXER Pritsche/Fahrgestell (ZCT_)	916
EXPERT (224)	919
EXPERT Kasten (222)	920
EXPERT Kasten (VF3A_, VF3U_, VF3X_)	920
EXPERT Pritsche/Fahrgestell	921
EXPERT Pritsche/Fahrgestell (223)	921
EXPERT Tepee (VF3V_)	922
PARTNER Combispace (5F)	922
PARTNER Kasten	924
PARTNER Kasten (5)	926
PARTNER Pritsche/Fahrgestell	927
PARTNER Tepee	928
RCZ	930

**PORSCHE 930**

911 (993)	930
911 (996)	930
911 (997)	931
911 Cabriolet (993)	931
911 Cabriolet (996)	931
911 Cabriolet (997)	931
911 Targa (993)	932
911 Targa (996)	932
911 Targa (997)	932
928	932
968	932
968 Cabriolet	932
BOXSTER (986)	932
BOXSTER (987)	932
BOXSTER Spyder (987)	933
CAYENNE (92A)	933
CAYENNE (9PA)	933
CAYMAN (987)	933
MACAN (95B)	933

**PROTON 933**

WIRA	933
WIRA Hatchback	933

**RENAULT 933**

19 II (B/C53_)	934
19 II Cabriolet (D53_, 853_)	935
19 II Chamade (L53_)	936
19 II Kasten (S53_)	938
21 Kasten (S48_)	939
21 Kombi (K48_)	939
AVANTIME (DE0_)	939
CAPTUR (J5_)	939
CLIO Grandtour (KR0/1_)	949
CLIO I (B/C57_, 5/357_)	940
CLIO II (BB0/1/2_, CB0/1/2_)	943
CLIO III (BR0/1, CR0/1)	946
CLIO III Kasten (SB_, SR_)	948
CLIO II Kasten (SB0/1/2_)	945
CLIO I Kasten (S57_)	942
CLIO IV (BH_)	948
CLIO IV Grandtour (KH_)	948
CLIO IV Kasten	949
DOKKER	949
DUSTER (HS_)	950
ESPACE II (J/S63_)	950
ESPACE III (JE0_)	950
ESPACE IV (JK0/1_)	951
ESPACE V (JR_)	952
EXPRESS Kasten/Kombi	953
EXPRESS Pick-up	953
FLUENCE (L30_)	953
GRAND SCÉNIC II (JM0/1_)	954
GRAND SCÉNIC III (JZ0/1_)	955
KANGOO / GRAND KANGOO (KW0/1_)	957
KANGOO (KC0/1_)	957
KANGOO BE BOP (KW0/1_)	958
KANGOO Express (FW0/1_)	958

**RENAULT 933**

KANGOO Rapid (FC0/1_)	959
KOLEOS I (HY_)	960
LAGUNA Coupe (DT0/1)	973
LAGUNA I (B56_, 556_)	960
LAGUNA I Grandtour (K56_)	961
LAGUNA II (BG0/1_)	962
LAGUNA II Grandtour (KG0/1_)	966
LAGUNA III (BT0/1)	970
LAGUNA III Grandtour (KT0/1)	972
LATITUDE (L70_)	974
LOGAN EXPRESS (US_)	976
LOGAN I (LS_)	975
LOGAN II (B8_)	976
LOGAN I Kombi (KS_)	976
MASTER I Bus (T_)	976
MASTER II Bus (JD)	976
MASTER III Bus (JV)	979
MASTER III Kasten (FV)	979
MASTER III Pritsche/Fahrgestell (EV, HV, UV)	979
MASTER II Kasten (FD)	977
MASTER II Pritsche/Fahrgestell (ED/HD/UD)	978
MASTER I Kasten (T_)	976
MASTER I Pritsche/Fahrgestell (P_)	976
MEGANE CC (EZ0/1_)	1000
MEGANE I (BA0/1_)	980
MEGANE I Cabriolet (EA0/1_)	982
MEGANE I Classic (LA0/1_)	983
MEGANE I Coach (DA0/1_)	985
MEGANE I Grandtour (KA0/1_)	986
MEGANE II (BM0/1_, CM0/1_)	986
MEGANE II Coupé-Cabriolet (EM0/1_)	988
MEGANE II Grandtour (KM0/1_)	990
MEGANE III Coupe (DZ0/1_)	995
MEGANE III Grandtour (KZ0/1)	996
MEGANE III Schrägheck (BZ0_)	998
MEGANE II Stufenheck (LM0/1_)	992
MEGANE IV (B9A/M_)	1000
MEGANE IV Grandtour (K9A/M_)	1000
MEGANE Scenic (JA0/1_)	1001
MODUS / GRAND MODUS (F/JP0_)	1002
RAPID	1003
RAPID Kasten (F40_, G40_)	1003
SAFRANE I (B54_)	1005
SAFRANE II (B54_)	1006
SANDERO/STEPWAY I (BS_)	1006
SCÉNIC I (JA0/1_)	1007
SCÉNIC II (JM0/1_)	1007
SCÉNIC III (JZ0/1_)	1010
SPORT SPIDER (EF0_)	1012
SUPER 5 (B/C40_)	1012
SUPER 5 Kasten (S40_)	1014
THALIA I (LB0/1/2_)	1015
THALIA II (LU1/2_)	1016
TRAFIC Bus (TXW)	1019
TRAFIC II Bus (JL)	1016
TRAFIC III Bus (JG_)	1018
TRAFIC III Kasten (FG_)	1018
TRAFIC III Pritsche/Fahrgestell (EG_)	1018
TRAFIC II Kasten (FL)	1017
TRAFIC II Pritsche/Fahrgestell (EL)	1017
TRAFIC Kasten (TXX)	1019
TRAFIC Pritsche/Fahrgestell (PXX)	1019
TWINGO I (C06_)	1020
TWINGO II (CN0_)	1021
TWINGO I Kasten (S06_)	1021
VEL SATIS (BJ0_)	1022
WIND (E4M_)	1023
ZOE (BFM_)	1023

**ROVER 1023**

200 Cabriolet (XW)	1024
200 Coupe (XW)	1024
200 Hatchback (RF)	1025
200 Hatchback (XW)	1025
400 (RT)	1025
400 (XW)	1025
400 Hatchback (RT)	1025



**ROVER 1023**

400 Tourer (XW)	1026
45 (RT)	1023
45 Stufenheck (RT)	1023
600 (RH)	1026
75 (RJ)	1024
75 Tourer (RJ)	1024
COUPE	1026
STREETWISE	1026

**SAAB 1026**

9000	1065
9000 Schrägheck	1066
900 II	1063
900 II Cabriolet	1064
900 II Coupe	1064
9-3 (YS3D)	1026
9-3 (YS3F)	1028
9-3 Cabriolet (YS3D)	1038
9-3 Cabriolet (YS3F)	1039
9-3 Kombi (YS3F)	1045
9-3X	1048
9-5 (YS3E)	1049
9-5 (YS3G)	1056
9-5 Kombi (YS3E)	1056

**SEAT 1068**

ALHAMBRA (710, 711)	1070
ALHAMBRA (7V8, 7V9)	1068
ALTEA (5P1)	1071
ALTEA XL (5P5, 5P8)	1072
AROSA (6H)	1074
CORDOBA (6K1, 6K2)	1074
CORDOBA (6K2)	1078
CORDOBA (6L2)	1079
CORDOBA Vario (6K5)	1080
EXEO (3R2)	1082
EXEO ST (3R5)	1083
IBIZA II (6K1)	1084
IBIZA III (6K1)	1087
IBIZA IV (6L1)	1088
IBIZA V (6J5, 6P1)	1089
IBIZA V SPORTCOUPE (6J1, 6P5)	1093
IBIZA V ST (6J8, 6P8)	1096
INCA (6K9)	1098
LEON (1M1)	1098
LEON (1P1)	1101
LEON (5F1)	1106
LEON SC (5F5)	1106
LEON ST (5F8)	1107
Mii (KF1)	1107
TOLEDO I (1L)	1107
TOLEDO II (1M2)	1110
TOLEDO III (5P2)	1113
TOLEDO IV (KG3)	1115

**SKODA 1115**

CITIGO	1115
FABIA I (6Y2)	1116
FABIA I Combi (6Y5)	1117
FABIA II (542)	1121
FABIA II Combi (545)	1123
FABIA III (NJ3)	1125
FABIA III Kombi (NJ5)	1126
FABIA I Praktik (6Y5)	1118
FABIA I Stufenheck (6Y3)	1119
FELICIA I (6U1)	1127
FELICIA II (6U1)	1128
FELICIA II Kombi (6U5)	1128
FELICIA I Kombi (6U5)	1127
FELICIA I Pick-up (6UF, 6U7)	1127
KODIAQ (NS7)	1128
OCTAVIA (1Z3)	1128
OCTAVIA I (1U2)	1131
OCTAVIA I Combi (1U5)	1136
OCTAVIA II Combi (1Z5)	1139
OCTAVIA III (5E3)	1143
OCTAVIA III Combi (5E5)	1143

**SKODA 1115**

RAPID (NH3)	1144
RAPID Spaceback (NH1)	1145
ROOMSTER (5J)	1146
ROOMSTER Praktik (5J)	1148
SUPERB I (3U4)	1149
SUPERB II (3T4)	1150
SUPERB III (3V3)	1155
SUPERB III Kombi (3V5)	1155
SUPERB II Kombi (3T5)	1152
YETI (5L)	1155

**SMART 1156**

CABRIO (450)	1156
CITY-COUPE (450)	1157
CROSSBLADE (450)	1157
FORFOUR (454)	1157
FORTWO Cabrio (450)	1158
FORTWO Cabrio (451)	1158
FORTWO Coupe (450)	1158
FORTWO Coupe (451)	1158
ROADSTER (452)	1159
ROADSTER Coupe (452)	1159

**SUBARU 1159**

JUSTY III (G3X)	1159
JUSTY IV	1159
TREZIA	1159

**SUZUKI 1159**

ALTO (FF)	1159
ALTO (GF)	1159
GRAND VITARA I (FT, HT)	1159
GRAND VITARA I Cabriolet (GT)	1160
GRAND VITARA II (JT, TE, TD)	1160
IGNIS II (MH)	1160
JIMNY (FJ)	1160
SPLASH (EX)	1161
SWIFT III (MZ, EZ)	1161
SX4 (EY, GY)	1162
SX4 Stufenheck (GY)	1162
WAGON R	1162
WAGON R+ (MM)	1162

**TOYOTA 1163**

AURIS (_E15_)	1163
AVENSIS (_T22_)	1163
AVENSIS (_T25_)	1164
AVENSIS Combi (_T25_)	1164
AVENSIS Liftback (_T22_)	1165
AVENSIS Station Wagon (_T22_)	1166
AVENSIS Station Wagon (_T27_)	1167
AVENSIS Stufenheck (_T25_)	1167
AVENSIS Stufenheck (_T27_)	1167
AVENSIS VERSO (_M2_)	1167
AYGO (_B1_)	1167
AYGO (_B4_)	1168
CAMRY Stufenheck (_V4_)	1168
CARINA E (_T19_)	1168
CARINA E Sportswagon (_T19_)	1168
CARINA E Stufenheck (_T19_)	1169
CELICA (_T20_)	1169
CELICA (_T23_)	1169
COROLLA (_E10_)	1169
COROLLA (_E11_)	1169
COROLLA (_E12_)	1170
COROLLA Combi (_E12_)	1171
COROLLA Compact (_E10_)	1173
COROLLA Compact (_E11_)	1173
COROLLA LEVIN Coupe (_E10_)	1174
COROLLA Liftback (_E10_)	1174
COROLLA Liftback (_E11_)	1174
COROLLA Stufenheck (_E12_)	1175
COROLLA Stufenheck (_E15_)	1175
COROLLA Verso (_E12_)	1176
COROLLA Verso (ZER_, ZZE12_, R1_)	1176

**TOYOTA 1163**

COROLLA Wagon (_E10_)	1177
COROLLA Wagon (_E11_)	1177
HIACE / COMMUTER V (TRH2_, KDH2_)	1178
HIACE IV Bus (_H1_, _H2_)	1178
HIACE IV Kasten (LXH1_, RZH1_, LH1_)	1178
HIACE V Kasten (TRH2_, KDH2_)	1178
HILUX Pritsche/Fahrgestell (_N1_, _N2_)	1178
HILUX VII Pick-up (_N1_, _N2_, _N3_)	1178
MATRIX (_E13_)	1178
PICNIC (_XM1_)	1178
PREVIA (_R3_)	1178
PRIUS (_W3_)	1179
PRIUS Liftback (_W2_)	1179
RAV 4 II (_A2_)	1179
RAV 4 III (_A3_)	1179
RAV 4 IV (_A4_)	1179
STARLET (_P9_)	1179
URBAN CRUISER (_P1_)	1179
VERSO (_R2_)	1180
VERSO S (_P12_)	1180
VIOS/YARIS Stufenheck (_P9_)	1180
YARIS (_P1_)	1180
YARIS (_P13_)	1183
YARIS (_P15_)	1184
YARIS (_P9_)	1182
YARIS VERSO (_P2_)	1184

**VAUXHALL 1184**

ADAM	1185
AGILA Mk I (A)	1185
AGILA Mk II (B)	1185
AMPERA	1185
ASTRA Mk III (F)	1186
ASTRA Mk III (F) CC	1188
ASTRA Mk III (F) Convertible	1191
ASTRA Mk III (F) Estate	1192
ASTRA Mk IV (G) CC	1194
ASTRA Mk IV (G) Convertible	1198
ASTRA Mk IV (G) Coupe (F67)	1199
ASTRA Mk IV (G) Estate	1201
ASTRA Mk IV (G) Sedan	1204
ASTRA Mk V (H) CC	1207
ASTRA Mk V (H) Estate	1211
ASTRA Mk V (H) Sport Hatch	1213
ASTRA Mk V (H) TwinTop	1216
ASTRA Mk VI (J)	1218
ASTRA Mk VI (J) Estate	1219
ASTRA Mk VI (J) GTC	1220
ASTRA Mk VI (J) Sedan	1221
ASTRAVAN Mk III (F)	1221
ASTRAVAN Mk IV (G)	1222
ASTRAVAN Mk V (H)	1224
CALIBRA	1225
CASCADA Convertible	1226
CAVALIER Mk III (87)	1226
CAVALIER Mk III CC	1229
COMBO Mk I (B)	1230
COMBO Mk II (C) Kasten/Kombi (F25)	1231
COMBO Mk III (D) Kasten/Kombi	1232
COMBO TOUR Mk II (C) (F25)	1233
CORSA Mk I (B)	1234
CORSA Mk II (C) (W5L, F08)	1237
CORSA Mk III (D) (L_8)	1238
CORSA Mk IV (E)	1240
CORSAVAN Mk I (B)	1241
CORSAVAN Mk II (C)	1242
CORSAVAN Mk III (D)	1242
CORSAVAN Mk IV (E)	1243
FRONTERA Mk I (A)	1243
FRONTERA Mk I (A) Sport	1244
FRONTERA Mk II (B)	1244
INSIGNIA Mk I (A)	1244
INSIGNIA Mk I (A) Estate	1244
INSIGNIA Mk I (A) Sedan	1245
MERIVA Mk I (A)	1245
MERIVA Mk II (B)	1248
MOKKA / MOKKA X	1249
MONTEREY	1249
MONTEREY Mk II	1249

**VAUXHALL****1184**

MOVANO Mk I (A) Chassis/Cab (ED, UD, HD)	1249
MOVANO Mk I (A) Combi (JD)	1250
MOVANO Mk I (A) Van (FD)	1251
MOVANO Mk II (B) Chassis/Cab	1252
MOVANO Mk II (B) Combi	1252
MOVANO Mk II (B) VAN	1252
OMEGA (B)	1253
OMEGA (B) Estate	1254
SIGNUM	1256
TIGRA Mk I (F07)	1259
TIGRA TwinTop	1260
VECTRA (B)	1260
VECTRA (B) CC	1263
VECTRA (B) Estate	1266
VECTRA Mk II (C)	1268
VECTRA Mk II (C) Estate	1272
VECTRA Mk II (C) GTS	1276
VIVARO Combi	1279
VIVARO Combi (J7)	1279
VIVARO Kasten	1280
VIVARO Kasten (F7)	1280
VIVARO Pritsche/Fahrgestell	1281
VIVARO Pritsche/Fahrgestell (E7)	1281
ZAFIRA Mk I (A) (F75)	1281
ZAFIRA Mk II (B) (M75)	1283
ZAFIRA Mk III (P12)	1286

**VOLVO****1286**

440 K (445)	1287
460 L (464)	1288
480 E	1289
850 (LS)	1289
850 Kombi (LW)	1291
940 II (944)	1292
940 II Kombi (945)	1293
940 Kombi (945)	1293
960 II (964)	1294
960 II Kombi (965)	1294
C30	1294
C70 I Cabriolet	1296
C70 I Coupe	1297
C70 II Cabriolet	1297
S40 I (VS)	1299
S40 II (MS)	1300
S60 I	1302
S60 II	1306
S70 (LS)	1312
S80 I (TS, XY)	1315
S80 II (AS)	1317
S90	1321
V40 Kombi (VW)	1321
V40 Schrägheck	1322
V50 (MW)	1324
V60	1326
V70 I (LV)	1335
V70 II (SW)	1339
V70 III (BW)	1345
V90 Kombi	1358
XC60	1358
XC70 CROSS COUNTRY	1365
XC70 II	1360
XC90 I	1366
XC90 II	1367

**VW****1367**

BEETLE (5C1, 5C2)	1367
BEETLE Cabriolet (5C7, 5C8)	1369
BORA (1J2)	1371
BORA Kombi (1J6)	1381
CADDY III Kasten (2KA, 2KH, 2CA, 2CH)	1388
CADDY III Kombi (2KB, 2KJ, 2CB, 2CJ)	1390
CADDY II Kasten (9K9A)	1386
CADDY II Kombi (9K9B)	1387
CADDY II Pick-up (9U7)	1387
CC (358)	1393
CORRADO (53I)	1394
CRAFTER 30-35 Bus (2E_)	1395

**VW****1367**

CRAFTER 30-50 Kasten (2E_)	1395
CRAFTER 30-50 Pritsche/Fahrgestell (2F_)	1395
EOS (1F7, 1F8)	1396
FOX (5Z1, 5Z3)	1398
GOLF III (1H1)	1398
GOLF III Cabriolet (1E7)	1403
GOLF III Van (1H1)	1404
GOLF III Variant (1H5)	1405
GOLF IV (1J1)	1407
GOLF IV Cabriolet (1E7)	1414
GOLF IV Van (1J1)	1415
GOLF IV Variant (1J5)	1416
GOLF PLUS (5M1, 521)	1429
GOLF V (1K1)	1419
GOLF VI (5K1)	1423
GOLF VI Cabriolet (517)	1426
GOLF VI Variant (AJ5)	1427
GOLF V Variant (1K5)	1422
JETTA III (1K2)	1432
JETTA IV (162, 163)	1434
LOAD UP	1435
LT 28-35 I Bus (281-363)	1435
LT 28-35 II Bus (2DB, 2DE, 2DK)	1436
LT 28-35 I Kasten (281-363)	1435
LT 28-35 I Pritsche/Fahrgestell (281-363)	1436
LT 28-46 II Kasten (2DA, 2DD, 2DH)	1438
LT 28-46 II Pritsche/Fahrgestell (2DC, 2DF, 2DG, 2DL, 2DM)	1439
LT 40-55 I Kasten (291-512)	1441
LT 40-55 I Pritsche/Fahrgestell (293-909)	1441
LUPO (6X1, 6E1)	1441
MULTIVAN T5 (7HM, 7HN, 7HF, 7EF, 7EM, 7EN)	1442
MULTIVAN T6 (SGF, SGM, SGN)	1446
NEW BEETLE (9C1, 1C1)	1447
NEW BEETLE Cabriolet (1Y7)	1449
PASSAT (362)	1466
PASSAT (3A2, 351)	1451
PASSAT (3B2)	1454
PASSAT (3B3)	1458
PASSAT (3C2)	1462
PASSAT (3G2)	1465
PASSAT ALLTRACK (365)	1467
PASSAT ALLTRACK (3G5)	1467
PASSAT CC (357)	1468
PASSAT Kombi (3B5)	1469
PASSAT Variant (365)	1485
PASSAT Variant (3A5, 351)	1473
PASSAT Variant (3B6)	1477
PASSAT Variant (3C5)	1481
PASSAT Variant (3G5)	1485
PHAETON (3D_)	1487
POLO (6N1)	1487
POLO (6N2)	1489
POLO (6R, 6C)	1491
POLO (9N_)	1493
POLO CLASSIC (6V2)	1498
POLO Kasten (6NF)	1499
POLO Stufenheck (60_, 61_)	1502
POLO Stufenheck (9A4)	1501
POLO Van (6R)	1503
POLO Variant (6V5)	1504
SCIROCCO (137, 138)	1505
SHARAN (7M8, 7M9, 7M6)	1508
SHARAN (7N1, 7N2)	1510
TIGUAN (5N_)	1511
TIGUAN (AD1)	1513
TOUAREG (7LA, 7L6, 7L7)	1513
TOUAREG (7P5)	1516
TOURAN (1T1, 1T2)	1516
TOURAN (1T3)	1518
TRANSPORTER T4 Bus (70XB, 70XC, 7DB, 7DW, 7DK)	1519
TRANSPORTER T4 Kasten (70XA)	1524
TRANSPORTER T4 Pritsche/Fahrgestell (70XD)	1529
TRANSPORTER T5 Bus (7HB, 7HJ, 7EB, 7EJ, 7EF, 7EG, 7HF, 7EC)	1533
TRANSPORTER T5 Kasten (7HA, 7HH, 7EA, 7EH)	1537

**VW****1367**

TRANSPORTER T5 Pritsche/Fahrgestell (7JD, 7JE, 7JL, 7JY, 7JZ)	1541
TRANSPORTER T6 Bus (SGB, SGG, SGJ)	1544
TRANSPORTER T6 Kasten (SGA, SGH)	1545
TRANSPORTER T6 Pritsche/Fahrgestell (SFD, SFE, SFL, SFZ)	1545
UP	1546
VENTO (1H2)	1546
XL1	1549







**DE** Fahrzeugverwendungen

**EN** Applications of vehicles















**ES** Aplicaciones

**FR** Applications

**IT** Applicazioni autoveicoli

**2018**



	kw			 	! #		
<b>ABARTH - 500 / 595 (312_) 01/08→</b>							
 <b>Bremssattel</b>							
1.4 (312.AXY11, 312.AXY1A)	107	05/16→	←	☐		24.3541-1829.5 240721	BOS Ø 54 - Halter
1.4 (312.AXZ11)	121	05/16→	←	☐		24.3541-1830.5 240722	BOS Ø 54 - Halter
1.4 (312.AYB11)	120	06/16→	→	☐		24.3347-1715.5 240719	TRW Ø 34 - Halter
			→	☐		24.3347-1716.5 240720	TRW Ø 34 - Halter
 <b>Bremsschlauch</b>							
1.4 (312.AXY11, 312.AXY1A)	107	05/16→	←		2	24.5112-0356.3 331129	L= 355
1.4 (312.AXZ11)	121	05/16→	→		2	83.7101-9219.3 330903	L= 218,5
1.4 (312.AYB11)	120	06/16→					
<b>ABARTH - 500C / 595C (312_) 09/09→</b>							
 <b>Bremssattel</b>							
1.4 (312.AXY1A)	107	05/16→	←	☐		24.3541-1829.5 240721	BOS Ø 54 - Halter
1.4 (312.AXZ1A)	121	05/16→	←	☐		24.3541-1830.5 240722	BOS Ø 54 - Halter
			→	☐		24.3347-1715.5 240719	TRW Ø 34 - Halter
			→	☐		24.3347-1716.5 240720	TRW Ø 34 - Halter
 <b>Bremsschlauch</b>							
1.4 (312.AXY1A)	107	05/16→	←		2	24.5112-0356.3 331129	L= 355
1.4 (312.AXZ1A)	121	05/16→	→		2	83.7101-9219.3 330903	L= 218,5
<b>ALFA ROMEO - 145 (930_) 07/94→01/01</b>							
 <b>Bremssattel</b>							
1.4 i.e. (930.A3)	66	07/94→12/96	→	☐; + ABS		24.3344-1703.5 240117	TRW Ø 34 - Halter
1.6 i.e. (930.A2)	76	10/94→12/96	→	☐; + ABS		24.3344-1704.5 240118	TRW Ø 34 - Halter
1.4 i.e. 16V T.S. (930.A3A)	76	12/96→01/01	←	☐; 01/97→		24.3541-1789.5 240291	ATE Ø 54 - Halter
1.6 i.e. 16V T.S. (930.A2)	88	12/96→01/01	←	☐; 01/97→		24.3541-1790.5 240292	ATE Ø 54 - Halter
1.6 16V T.S. (930.A2C)	82	09/97→12/00	←	☐		24.3541-1789.5 240291	ATE Ø 54 - Halter
1.9 JTD (930.A4B)	77	02/99→01/01	←	☐		24.3541-1790.5 240292	ATE Ø 54 - Halter
1.7 i.e. 16V (930.A1)	95	10/94→12/96	→	☐		24.3344-1703.5 240117	TRW Ø 34 - Halter
			→	☐		24.3344-1704.5 240118	TRW Ø 34 - Halter
1.9 TD (930.A4)	66	10/94→02/99	←	☐; 01/97→		24.3541-1789.5 240291	ATE Ø 54 - Halter
			←	☐; 01/97→		24.3541-1790.5 240292	ATE Ø 54 - Halter
			→	☐; + ABS		24.3344-1703.5 240117	TRW Ø 34 - Halter
			→	☐; + ABS		24.3344-1704.5 240118	TRW Ø 34 - Halter
 <b>Bremsschlauch</b>							
1.4 i.e. (930.A3)	66	07/94→12/96	←		2	24.5112-0388.3 330518	L= 385
1.6 i.e. (930.A2)	76	10/94→12/96	→		2	24.5112-0160.3 330612	L= 160
1.7 i.e. 16V (930.A1)	95	10/94→12/96	→		2	83.6401-0159.3 330746	L= 160
1.9 TD (930.A4)	66	10/94→02/99	→				
1.4 i.e. 16V T.S. (930.A3A)	76	12/96→01/01	←	05/99→	2	24.5112-0387.3 330519	L= 387
1.6 i.e. 16V T.S. (930.A2)	88	12/96→01/01	←	01/97→ 04/99	2	24.5112-0388.3 330518	L= 385
			→	01/97→	2	24.5112-0160.3 330612	L= 160
						83.6401-0159.3 330746	L= 160
1.6 16V T.S. (930.A2C)	82	09/97→12/00	←	05/99→	2	24.5112-0387.3 330519	L= 387
1.8 i.e. 16V (930.A1A)	106	03/98→01/01	←	→ 04/99	2	24.5112-0388.3 330518	L= 385
1.9 JTD (930.A4B)	77	02/99→01/01	→				
2.0 16V Quadrifoglio (930.A5)	114	03/98→01/01	→		2	24.5112-0160.3 330612	L= 160
2.0 16V T.S. (930.A5)	110	10/95→01/01	→			83.6401-0159.3 330746	L= 160
1.8 i.e. 16V T.S. (930.A1A)	103	12/96→12/98	←	01/97→	2	24.5112-0388.3 330518	L= 385
			→	01/97→	2	24.5112-0160.3 330612	L= 160
						83.6401-0159.3 330746	L= 160
<b>ALFA ROMEO - 146 (930_) 12/94→01/01</b>							
 <b>Bremssattel</b>							
1.4 i.e. (930.B3)	66	12/94→12/96	→	☐; + ABS		24.3344-1703.5 240117	TRW Ø 34 - Halter
1.6 i.e. (930.B2)	76	12/94→12/96	→	☐; + ABS		24.3344-1704.5 240118	TRW Ø 34 - Halter
↓							

**ALFA ROMEO - 146 (930\_) 12/94→01/01**

**Bremssattel**

1.4 i.e. 16V T.S. (930.B3A)	76	11/96→01/01	←	☐; 01/97→	24.3541-1789.5	240291	ATE Ø 54 - Halter
1.6 i.e. 16V T.S. (930.B2B)	88	11/96→01/01	←	☐; 01/97→	24.3541-1790.5	240292	ATE Ø 54 - Halter
1.6 16V T.S. (930.B2C)	82	09/97→12/00	←	☐	24.3541-1789.5	240291	ATE Ø 54 - Halter
1.9 JTD (930.B4B)	77	02/99→01/01	←	☐	24.3541-1790.5	240292	ATE Ø 54 - Halter
1.7 i.e. 16V (930.B1)	95	12/94→12/96	→	☐	24.3344-1703.5	240117	TRW Ø 34 - Halter
			→	☐	24.3344-1704.5	240118	TRW Ø 34 - Halter
1.9 TD (930.B4A)	66	12/94→02/99	←	☐	24.3541-1789.5	240291	ATE Ø 54 - Halter
			←	☐	24.3541-1790.5	240292	ATE Ø 54 - Halter
			→	☐; + ABS	24.3344-1703.5	240117	TRW Ø 34 - Halter
			→	☐; + ABS	24.3344-1704.5	240118	TRW Ø 34 - Halter

**Bremsschlauch**

1.4 i.e. (930.B3)	66	12/94→12/96	←		2	24.5112-0388.3	330518	L= 385
1.6 i.e. (930.B2)	76	12/94→12/96	←					
1.7 i.e. 16V (930.B1)	95	12/94→12/96	→		2	24.5112-0160.3	330612	L= 160
1.9 TD (930.B4A)	66	12/94→02/99	→			83.6401-0159.3	330746	L= 160
1.4 i.e. 16V T.S. (930.B3A)	76	11/96→01/01	←	05/99→	2	24.5112-0387.3	330519	L= 387
1.6 i.e. 16V T.S. (930.B2B)	88	11/96→01/01	←	01/97→ 04/99	2	24.5112-0388.3	330518	L= 385
1.8 i.e. 16V T.S. (930.B1A)	103	11/96→01/01	→	01/97→	2	24.5112-0160.3	330612	L= 160
						83.6401-0159.3	330746	L= 160
1.6 16V T.S. (930.B2C)	82	09/97→12/00	←	05/99→	2	24.5112-0387.3	330519	L= 387
1.8 i.e. 16V T.S. (930.B1A)	106	03/98→01/01	←	→ 04/99	2	24.5112-0388.3	330518	L= 385
1.9 JTD (930.B4B)	77	02/99→01/01	→		2	24.5112-0160.3	330612	L= 160
2.0 16V Quadrifoglio (930.B5)	114	03/98→01/01	→			83.6401-0159.3	330746	L= 160
2.0 16V T.S. (930.B5)	110	10/95→01/01	→					










**ALFA ROMEO - 147 (937\_) 11/00→03/10**








**Bremssattel**








1.6 16V T.SPARK (937.AXA1A, 937.AXB1A, 937.BXB1A)	88	01/01→03/10	→	☐	24.3384-1741.7	220599	TRW Ø 38 - Halter
			→	☐	24.3384-1742.7	220600	TRW Ø 38 - Halter
1.6 16V T.SPARK ECO (937.AXA1A, 937.BXA1A)	77	01/01→03/10					
1.9 JTD (937.AXD1A, 937.BXD1A)	85	04/01→03/10					
1.9 JTD (937.AXF1A, 937.BXF1A)	74	06/03→03/10					
1.9 JTD 16V (937.AXG1B, 937.BXG1B)	93	09/03→09/04					
1.9 JTD 16V (937.AXG1B, 937.BXG1B)	103	11/02→03/10					
1.9 JTD 16V (937.AXM1B, 937.AXS1B)	100	10/04→03/10					
1.9 JTDM 16V (937.AXN1B, 937.AXZ1B)	125	06/08→03/10					
1.9 JTDM 8V (937.AXD1A, 937.AXU1A, 937.BXU1A)	88	07/05→03/10					
2.0 16V T.SPARK (937.AXA1, 937.AXC1, 937.BXC1)	110	01/01→03/10					
1.9 JTDM (937.AXD1A, 937.AXV1A, 937.BXB1A)	85	10/04→03/10	→	☐; 07/05→	24.3384-1741.7	220599	TRW Ø 38 - Halter
			→	☐; 07/05→	24.3384-1742.7	220600	TRW Ø 38 - Halter
1.9 JTDM 16V (937.AXN1B, 937.BXN1B)	110	09/04→03/10					











**Bremsschlauch**












1.6 16V T.SPARK (937.AXA1A, 937.AXB1A, 937.BXB1A)	88	01/01→03/10	←		2	24.5112-0397.3	330666	L= 396
			→		2	24.5112-0408.3	330667	L= 410

	kw			 	! #		
<b>ALFA ROMEO - 147 (937_) 11/00→03/10</b>							
 <b>Bremsschlauch</b>							
1.6 16V T.SPARK ECO (937.AXA1A, 937.BXA1A)	77	01/01→03/10	←		2	24.5112-0397.3 330666	L= 396
			→		2	24.5112-0408.3 330667	L= 410
1.9 JTD (937.AXD1A, 937.BXD1A)	85	04/01→03/10					
1.9 JTD (937.AXF1A, 937.BXF1A)	74	06/03→03/10					
1.9 JTD 16V (937.AXG1B, 937.BXG1B)	93	09/03→09/04					
1.9 JTD 16V (937.AXG1B, 937.BXG1B)	103	11/02→03/10					
1.9 JTD 16V (937.AXM1B, 937.AXS1B)	100	10/04→03/10					
1.9 JTDM 16V (937.AXN1B, 937.AXZ1B)	125	06/08→03/10					
1.9 JTDM 8V (937.AXD1A, 937.AXU1A, 937.BXU1A)	88	07/05→03/10					
2.0 16V T.SPARK (937.AXA1, 937.AXC1, 937.BXC1)	110	01/01→03/10					
3.2 GTA (937.AXL1)	184	02/03→03/10					
1.9 JTDM (937.AXD1A, 937.AXV1A, 937.BXB1A)	85	10/04→03/10	←	07/05→	2	24.5112-0397.3 330666	L= 396
			→	07/05→	2	24.5112-0408.3 330667	L= 410
1.9 JTDM 16V (937.AXN1B, 937.BXN1B)	110	09/04→03/10					
<b>ALFA ROMEO - 155 (167_) 01/92→12/97</b>							
 <b>Bremssattel</b>							
1.6 16V T.S. (167.A6A)	88	05/96→12/97	→	☐		24.3344-1703.5 240117	TRW Ø 34 - Halter
1.7 T.S. (167.A4D, 167.A4H)	85	04/93→04/96	→	☐		24.3344-1704.5 240118	TRW Ø 34 - Halter
1.7 T.S. (167.A4G)	83	04/93→04/96					
1.7 T.S. 16V (167.A4N)	103	05/96→12/97					
1.9 TD (167.A3B, 167.A3)	66	04/93→12/97					
2.0 T.S. 16V (167.A2G)	110	03/95→12/97					
2.5 TD (167.A1A, 167.A1G)	92	04/93→12/97					
2.5 V6 (167.A1C, 167.A1E)	120	10/92→12/97					
1.8 T.S. (167.A4C, 167.A)	77	02/92→12/97	→	☐; 05/92→		24.3344-1703.5 240117	TRW Ø 34 - Halter
1.8 T.S. Sport (167.A4A, 167.A4C, 167.A4E)	93	01/92→12/96	→	☐; 05/92→		24.3344-1704.5 240118	TRW Ø 34 - Halter
2.0 T.S. (167.A2A, 167.A2D)	104	02/92→02/95					
2.5 V6 (167.A1C, 167.A1)	121	02/92→09/96					
2.0 16V Turbo Q4 (167.A2B, 167.A2C, 167.A2E)	137	01/92→12/97	→	☐; 11/92→		24.3344-1703.5 240117	TRW Ø 34 - Halter
			→	☐; 11/92→		24.3344-1704.5 240118	TRW Ø 34 - Halter
2.0 16V Turbo Q4 (167.A2B, 167.A2C, 167.A2E)	140	01/92→12/97					
<b>Zubehörsatz, Bremssattel</b>							
1.6 16V T.S. (167.A6A)	88	05/96→12/97	→			24.0101-3601.2 260044	TRW
1.7 T.S. (167.A4D, 167.A4H)	85	04/93→04/96					
1.7 T.S. (167.A4G)	83	04/93→04/96					
1.7 T.S. 16V (167.A4N)	103	05/96→12/97					
1.9 TD (167.A3B, 167.A3)	66	04/93→12/97					
2.0 T.S. 16V (167.A2G)	110	03/95→12/97					
2.5 TD (167.A1A, 167.A1G)	92	04/93→12/97					
2.5 V6 (167.A1C, 167.A1E)	120	10/92→12/97					
1.8 T.S. (167.A4C, 167.A)	77	02/92→12/97	→	05/92→		24.0101-3601.2 260044	TRW
1.8 T.S. Sport (167.A4A, 167.A4C, 167.A4E)	93	01/92→12/96					
2.0 T.S. (167.A2A, 167.A2D)	104	02/92→02/95					








	kw			 	! #		
<b>ALFA ROMEO - 155 (167_) 01/92→12/97</b>							
<b>Zubehörsatz, Bremssattel</b>							
2.5 V6 (167.A1C, 167.A1)	121	02/92→09/96	➔	05/92→		24.0101-3601.2 260044	TRW
2.0 16V Turbo Q4 (167.A2B, 167.A2C, 167.A2E)	137	01/92→12/97	➔	11/92→		24.0101-3601.2 260044	TRW
2.0 16V Turbo Q4 (167.A2B, 167.A2C, 167.A2E)	140	01/92→12/97					
<b>Bremsschlauch</b>							
1.6 16V T.S. (167.A6A)	88	05/96→12/97	➔		2	24.5112-0160.3 330612	L= 160
1.7 T.S. (167.A4D, 167.A4H)	85	04/93→04/96				83.6401-0159.3 330746	L= 160
1.7 T.S. (167.A4G)	83	04/93→04/96					
1.7 T.S. 16V (167.A4N)	103	05/96→12/97					
1.9 TD (167.A3B, 167.A3)	66	04/93→12/97					
2.0 T.S. 16V (167.A2G)	110	03/95→12/97					
2.5 TD (167.A1A, 167.A1G)	92	04/93→12/97					
2.5 V6 (167.A1C, 167.A1E)	120	10/92→12/97					
1.8 T.S. (167.A4C, 167.A)	77	02/92→12/97	➔	05/92→	2	24.5112-0160.3 330612	L= 160
1.8 T.S. Sport (167.A4A, 167.A4C, 167.A4E)	93	01/92→12/96				83.6401-0159.3 330746	L= 160
2.0 T.S. (167.A2A, 167.A2D)	104	02/92→02/95					
2.5 V6 (167.A1C, 167.A1)	121	02/92→09/96					
2.0 16V Turbo Q4 (167.A2B, 167.A2C, 167.A2E)	137	01/92→12/97	➔	11/92→	2	24.5112-0160.3 330612	L= 160
2.0 16V Turbo Q4 (167.A2B, 167.A2C, 167.A2E)	140	01/92→12/97				83.6401-0159.3 330746	L= 160
<b>ALFA ROMEO - 156 (932_) 09/97→09/05</b>							
<b>Bremssattel</b>							
1.6 16V T.SPARK	82	09/97→09/05	➔	☐; 03/02→ 07/05		24.3384-1741.7 220599	TRW Ø 38 - Halter
1.6 16V T.SPARK (932.A4, 932.A4100)	88	09/97→09/05	➔	☐; 03/02→ 07/05		24.3384-1742.7 220600	TRW Ø 38 - Halter
1.8 16V T.SPARK (932.A3100)	103	10/00→09/05					
1.9 JTD (932.A2B00, 932.A2C00)	85	05/01→09/05					
2.0 JTS	119	01/02→09/05					
2.4 JTD (932A1B_)	103	10/00→09/05					
2.5 V6 24V (932A11_)	141	10/00→09/05					
1.9 JTD	93	11/03→09/05	➔	☐; → 07/05		24.3384-1741.7 220599	TRW Ø 38 - Halter
1.9 JTD (932.AXN00, 932.BXE00)	110	07/04→09/05	➔	☐; → 07/05		24.3384-1742.7 220600	TRW Ø 38 - Halter
1.9 JTD 16V	103	11/02→09/05					
2.0 JTS (932AXA)	122	03/02→09/05					
2.4 JTD	129	10/03→09/05					
2.4 JTD (932AXC)	110	03/02→09/05					
1.9 JTD	100	11/02→11/04	➔	☐		24.3384-1741.7 220599	TRW Ø 38 - Halter
			➔	☐		24.3384-1742.7 220600	TRW Ø 38 - Halter
2.0 16V T.SPARK (932A2)	114	09/97→06/02	➔	☐; 03/02→		24.3384-1741.7 220599	TRW Ø 38 - Halter
2.0 16V T.SPARK (932A21_)	110	10/00→03/02	➔	☐; 03/02→		24.3384-1742.7 220600	TRW Ø 38 - Halter
2.4 JTD	120	06/03→09/05	➔	☐; 10/03→ 07/05		24.3384-1741.7 220599	TRW Ø 38 - Halter
			➔	☐; 10/03→ 07/05		24.3384-1742.7 220600	TRW Ø 38 - Halter
<b>Führungshülzensatz, Bremssattel</b>							
1.6 16V T.SPARK	82	09/97→09/05	←	10/97→ 02/01		11.0101-5407.2 260011	ATE
1.6 16V T.SPARK (932.A4, 932.A4100)	88	09/97→09/05					
1.8 16V T.SPARK (932.A3)	106	09/97→10/00	←	10/97→		11.0101-5407.2 260011	ATE
1.9 JTD (932B2)	77	09/97→10/00					
1.8 16V T.SPARK (932.A3100)	103	10/00→09/05	←	→ 02/01		11.0101-5407.2 260011	ATE
1.9 JTD (932.A2B00)	81	10/00→05/01					

	kW			 	! #		
<b>ALFA ROMEO - 156 (932_) 09/97→09/05</b>							
<b>Bremsschlauch</b>							
1.6 16V T.SPARK	82	09/97→09/05	←	10/97→ 07/05	2	24.5112-0397.3 330666	L= 396
1.6 16V T.SPARK (932.A4, 932.A4100)	88	09/97→09/05	→	10/97→ 07/05	2	24.5112-0437.3 330886	L= 435
1.8 16V T.SPARK (932.A3)	106	09/97→10/00	←	10/97→	2	24.5112-0397.3 330666	L= 396
1.9 JTD (932B2)	77	09/97→10/00	→	10/97→	2	24.5112-0437.3 330886	L= 435
2.0 16V T.SPARK (932A2)	114	09/97→06/02					
2.5 V6 24V (932A1)	140	09/97→12/01					
1.8 16V T.SPARK (932.A3100)	103	10/00→09/05	←	→ 07/05	2	24.5112-0397.3 330666	L= 396
1.9 JTD	93	11/03→09/05	→	→ 07/05	2	24.5112-0437.3 330886	L= 435
1.9 JTD (932.A2B00, 932.A2C00)	85	05/01→09/05					
1.9 JTD (932.AXN00, 932.BXE00)	110	07/04→09/05					
1.9 JTD 16V	103	11/02→09/05					
2.0 JTS	119	01/02→09/05					
2.0 JTS (932AXA)	122	03/02→09/05					
2.4 JTD	129	10/03→09/05					
2.4 JTD (932A1B_)	103	10/00→09/05					
2.4 JTD (932AXC)	110	03/02→09/05					
2.5 V6 24V (932A11_)	141	10/00→09/05					
3.2 GTA (932AXB)	184	03/02→09/05					
1.9 JTD	100	11/02→11/04	←		2	24.5112-0397.3 330666	L= 396
1.9 JTD (932.A2B00)	81	10/00→05/01	→		2	24.5112-0437.3 330886	L= 435
2.0 16V T.SPARK (932A21_)	110	10/00→03/02	→				
2.4 JTD	120	06/03→09/05	←	10/03→ 07/05	2	24.5112-0397.3 330666	L= 396
			→	10/03→ 07/05	2	24.5112-0437.3 330886	L= 435
2.4 JTD (932B1)	100	09/97→09/03	←	10/97→ 10/00	2	24.5112-0397.3 330666	L= 396
			→	10/97→ 10/00	2	24.5112-0437.3 330886	L= 435
<b>ALFA ROMEO - 156 Sportwagon (932_) 01/00→05/06</b>							
<b>Bremssattel</b>							
1.6 16V T.SPARK	82	01/00→09/05	→	☐; 03/02→ 07/05		24.3384-1741.7 220599	TRW Ø 38 - Halter
1.6 16V T.SPARK. (932A4)	88	05/00→05/06	→	☐; 03/02→ 07/05		24.3384-1742.7 220600	TRW Ø 38 - Halter
1.8 16V T.SPARK (932B31_)	103	10/00→05/06					
1.9 JTD (932B2B, 932B2C)	85	05/01→05/06					
2.4 JTD (932.B1B00)	103	10/00→05/06					
2.5 V6 24V (932B11_)	141	10/00→05/06					
1.6 16V T.SPARK. (932.B4B00)	81	07/00→07/05	→	☐; 03/02→		24.3384-1741.7 220599	TRW Ø 38 - Halter
2.0 16V T.SPARK (932A2)	114	05/00→06/02	→	☐; 03/02→		24.3384-1742.7 220600	TRW Ø 38 - Halter
2.0 16V T.SPARK (932B21_)	110	10/00→03/02					
2.5 V6 24V (932A1)	140	05/00→08/03					
1.9 JTD	93	11/03→05/06	→	☐; → 07/05		24.3384-1741.7 220599	TRW Ø 38 - Halter
1.9 JTD 16V	103	11/02→05/06	→	☐; → 07/05		24.3384-1742.7 220600	TRW Ø 38 - Halter
2.0 JTS	119	03/02→05/06	→	☐; → 07/05		24.3384-1742.7 220600	TRW Ø 38 - Halter
2.0 JTS (932BXA)	122	03/02→05/06					
2.4 JTD	129	10/03→05/06					
2.4 JTD (932.BXC00)	110	03/02→05/06					
1.9 JTD	100	11/02→11/04	→	☐		24.3384-1741.7 220599	TRW Ø 38 - Halter
			→	☐		24.3384-1742.7 220600	TRW Ø 38 - Halter
2.4 JTD	120	06/03→05/06	→	☐; 10/03→ 07/05		24.3384-1741.7 220599	TRW Ø 38 - Halter
			→	☐; 10/03→ 07/05		24.3384-1742.7 220600	TRW Ø 38 - Halter
<b>Führungshülzensatz, Bremssattel</b>							
1.6 16V T.SPARK	82	01/00→09/05	←	→ 02/01		11.0101-5407.2 260011	ATE
1.6 16V T.SPARK. (932.B4B00)	81	07/00→07/05					
1.6 16V T.SPARK. (932A4)	88	05/00→05/06					
1.8 16V T.SPARK (932B31_)	103	10/00→05/06					
1.9 JTD (932.B2B00)	81	10/00→05/01					
1.8 16V T.SPARK (932A3)	106	05/00→10/00	←			11.0101-5407.2 260011	ATE
1.9 JTD (932B2)	77	05/00→10/00	↓				












	kw			 	! #		
<b>ALFA ROMEO - 156 Sportwagon (932_) 01/00→05/06</b>							
 <b>Bremsschlauch</b>							
1.6 16V T.SPARK	82	01/00→09/05	←	→ 07/05	2	24.5112-0397.3 330666	L= 396
1.6 16V T.SPARK. (932A4)	88	05/00→05/06	→	→ 07/05	2	24.5112-0437.3 330886	L= 435
1.8 16V T.SPARK (932B31_)	103	10/00→05/06					
1.9 JTD	93	11/03→05/06					
1.9 JTD	110	03/05→05/06					
1.9 JTD (932B2B, 932B2C)	85	05/01→05/06					
1.9 JTD 16V	103	11/02→05/06					
1.9 JTD 16V Q4	110	07/04→05/06					
2.0 JTS	119	03/02→05/06					
2.0 JTS (932BXA)	122	03/02→05/06					
2.4 JTD	129	10/03→05/06					
2.4 JTD (932.B1B00)	103	10/00→05/06					
2.4 JTD (932.BXC00)	110	03/02→05/06					
2.5 V6 24V (932B11_)	141	10/00→05/06					
3.2 GTA (932.BXB00)	184	03/02→05/06					
1.6 16V T.SPARK. (932.B4B00)	81	07/00→07/05	←		2	24.5112-0397.3 330666	L= 396
1.8 16V T.SPARK (932A3)	106	05/00→10/00	→		2	24.5112-0437.3 330886	L= 435
1.9 JTD	100	11/02→11/04					
1.9 JTD (932.B2B00)	81	10/00→05/01					
1.9 JTD (932B2)	77	05/00→10/00					
2.0 16V T.SPARK (932A2)	114	05/00→06/02					
2.0 16V T.SPARK (932B21_)	110	10/00→03/02					
2.5 V6 24V (932A1)	140	05/00→08/03					
2.4 JTD	120	06/03→05/06	←	10/03→ 07/05	2	24.5112-0397.3 330666	L= 396
			→	10/03→ 07/05	2	24.5112-0437.3 330886	L= 435
2.4 JTD (932B1)	100	05/00→09/03	←	→ 10/00	2	24.5112-0397.3 330666	L= 396
			→	→ 10/00	2	24.5112-0437.3 330886	L= 435
<b>ALFA ROMEO - 159 (939_) 09/05→11/11</b>							
 <b>Bremssattel</b>							
1.8 MPI	103	03/07→11/11	→	☐; → 10/11		24.3387-1713.7 220749	TRW Ø 38 - Halter
1.9 JTDM 16V	100	09/05→11/11	→	☐; → 10/11		24.3387-1714.7 220750	TRW Ø 38 - Halter
1.9 JTDM 16V	110	09/05→11/11	→	☐; → 10/11			
1.9 JTDM 8V	85	09/05→11/11					
1.9 JTDM 8V	88	09/05→11/11					
1.9 JTS	118	09/05→11/11					
2.0 JTDM	100	06/10→11/11					
2.0 JTDM	120	05/09→11/11					
2.0 JTDM	125	05/09→11/11					
2.2 JTS	136	09/05→11/11					
1.8 Tbi	147	05/09→11/11	→	☐; → 10/11		24.3417-1705.7 220769	TRW Ø 41 - Halter
2.4 JTDM	147	09/05→11/11	→	☐; → 10/11		24.3417-1706.7 220770	TRW Ø 41 - Halter
2.4 JTDM	154	05/07→11/11	→	☐; → 10/11			
2.4 JTDM Q4	154	05/07→11/11					
3.2 JTS	191	02/08→11/11					
3.2 JTS Q4	191	12/05→11/11					
<b>Feder, Bremssattel</b>							
1.8 MPI	103	03/07→11/11		→ 10/11	2	11.8116-0237.1 390509	ATE
1.9 JTS	118	09/05→11/11					
2.2 JTS	136	09/05→11/11					
<b>Führungshülzensatz, Bremssattel</b>							
1.8 MPI	103	03/07→11/11	←	→ 10/11		11.0101-5407.2 260011	ATE
1.9 JTS	118	09/05→11/11					
2.2 JTS	136	09/05→11/11					
<b>Führungsbolzen, Bremssattel</b>							
1.8 MPI	103	03/07→11/11		→ 10/11		11.8171-0008.1 990049	ATE
1.9 JTS	118	09/05→11/11					
2.2 JTS	136	09/05→11/11					
 <b>Bremsschlauch</b>							
1.8 MPI	103	03/07→11/11	←	→ 10/11	2	83.7101-9504.3 330898	L= 503,5
1.9 JTDM 16V	100	09/05→11/11	→	→ 10/11	2	83.7101-9399.3 330904	L= 398,5
1.9 JTDM 16V	110	09/05→11/11	→	→ 10/11			
1.9 JTDM 8V	85	09/05→11/11					
1.9 JTDM 8V	88	09/05→11/11					
1.9 JTS	118	09/05→11/11					
2.2 JTS	136	09/05→11/11					
↓							










	kw			 	! #		
<b>ALFA ROMEO - 159 (939_) 09/05→11/11</b>							
 <b>Bremsschlauch</b>							
1.8 TBi	147	05/09→11/11	➔	→ 10/11	2	83.7101-9399.3 330904	L= 398,5
2.0 JTDM	100	06/10→11/11					
2.0 JTDM	120	05/09→11/11					
2.0 JTDM	125	05/09→11/11					
2.4 JTDM	147	09/05→11/11					
2.4 JTDM	154	05/07→11/11					
2.4 JTDM Q4	154	05/07→11/11					
3.2 JTS	191	02/08→11/11					
3.2 JTS Q4	191	12/05→11/11					
<b>ALFA ROMEO - 159 Sportwagon (939_) 03/06→11/11</b>							
 <b>Bremssattel</b>							
1.8 MPI	103	03/07→11/11	➔	☐; → 10/11		24.3387-1713.7 220749	TRW Ø 38 - Halter
1.9 JTDM 16V	100	03/06→11/11					
1.9 JTDM 16V	110	03/06→11/11	➔	☐; → 10/11		24.3387-1714.7 220750	TRW Ø 38 - Halter
1.9 JTDM 8V	85	03/06→11/11					
1.9 JTDM 8V	88	03/06→11/11					
1.9 JTS	118	03/06→11/11					
2.0 JTDM	100	06/10→11/11					
2.0 JTDM	120	05/09→11/11					
2.0 JTDM	125	05/09→11/11					
2.2 JTS	136	03/06→11/11					
1.8 TBi	147	05/09→11/11	➔	☐; → 10/11		24.3417-1705.7 220769	TRW Ø 41 - Halter
2.4 JTDM	147	03/06→11/11					
2.4 JTDM	154	05/07→11/11	➔	☐; → 10/11		24.3417-1706.7 220770	TRW Ø 41 - Halter
2.4 JTDM Q4	154	05/07→11/11					
3.2 JTS	191	02/08→11/11					
3.2 JTS Q4	191	03/06→11/11					
<b>Feder, Bremssattel</b>							
1.8 MPI	103	03/07→11/11		→ 10/11	2	11.8116-0237.1 390509	ATE
1.9 JTS	118	03/06→11/11					
2.2 JTS	136	03/06→11/11					
<b>Führungshülzensatz, Bremssattel</b>							
1.8 MPI	103	03/07→11/11	➔	→ 10/11		11.0101-5407.2 260011	ATE
1.9 JTS	118	03/06→11/11					
2.2 JTS	136	03/06→11/11					
<b>Führungsbolzen, Bremssattel</b>							
1.8 MPI	103	03/07→11/11		→ 10/11		11.8171-0008.1 990049	ATE
1.9 JTS	118	03/06→11/11					
2.2 JTS	136	03/06→11/11					
 <b>Bremsschlauch</b>							
1.8 MPI	103	03/07→11/11	➔	→ 10/11	2	83.7101-9504.3 330898	L= 503,5
1.9 JTDM 16V	100	03/06→11/11					
1.9 JTDM 16V	110	03/06→11/11	➔	→ 10/11	2	83.7101-9399.3 330904	L= 398,5
1.9 JTDM 8V	85	03/06→11/11					
1.9 JTDM 8V	88	03/06→11/11					
1.9 JTS	118	03/06→11/11					
2.2 JTS	136	03/06→11/11					
1.8 TBi	147	05/09→11/11	➔	→ 10/11	2	83.7101-9399.3 330904	L= 398,5
2.0 JTDM	100	06/10→11/11					
2.0 JTDM	120	05/09→11/11					
2.0 JTDM	125	05/09→11/11					
2.4 JTDM	147	03/06→11/11					
2.4 JTDM	154	05/07→11/11					
2.4 JTDM Q4	154	05/07→11/11					
3.2 JTS	191	02/08→11/11					
3.2 JTS Q4	191	03/06→11/11					
<b>ALFA ROMEO - BRERA (939_) 01/06→06/10</b>							
 <b>Bremssattel</b>							
1.8 TBi	147	05/09→06/10	➔	☐		24.3417-1705.7 220769	TRW Ø 41 - Halter
2.4 JTDM 20V	147	01/06→06/10					
2.4 JTDM 20V	154	05/07→06/10	➔	☐		24.3417-1706.7 220770	TRW Ø 41 - Halter
3.2 JTS	191	03/08→06/10					
3.2 JTS Q4	191	01/06→06/10					
2.0 JTDM	120	03/08→06/10	➔	☐; 05/09→		24.3387-1713.7 220749	TRW Ø 38 - Halter
			➔	☐; 05/09→		24.3387-1714.7 220750	TRW Ø 38 - Halter
2.0 JTDM	125	05/09→06/10	➔	☐		24.3387-1713.7 220749	TRW Ø 38 - Halter
2.2 JTS	136	01/06→06/10	➔	☐		24.3387-1714.7 220750	TRW Ø 38 - Halter
<b>Feder, Bremssattel</b>							
2.2 JTS	136	01/06→06/10			2	11.8116-0237.1 390509	ATE
↓							




















	kW					! #		
<b>ALFA ROMEO - BRERA (939_) 01/06→06/10</b>								
<b>Führungshülzensatz, Bremsattel</b>								
2.2 JTS	136	01/06→06/10	←				11.0101-5407.2 260011	ATE
<b>Führungsbolzen, Bremsattel</b>								
2.2 JTS	136	01/06→06/10					11.8171-0008.1 990049	ATE
<b>Bremsschlauch</b>								
1.8 TBi	147	05/09→06/10	→			2	83.7101-9399.3 330904	L= 398,5
2.0 JTDM	125	05/09→06/10						
2.4 JTDM 20V	147	01/06→06/10						
2.4 JTDM 20V	154	05/07→06/10						
3.2 JTS	191	03/08→06/10						
3.2 JTS Q4	191	01/06→06/10						
2.0 JTDM	120	03/08→06/10	→	05/09→		2	83.7101-9399.3 330904	L= 398,5
2.2 JTS	136	01/06→06/10	←			2	83.7101-9504.3 330898	L= 503,5
			→			2	83.7101-9399.3 330904	L= 398,5
<b>ALFA ROMEO - GIULIETTA (940_) 04/10→</b>								
<b>Bremssattel</b>								
1.4 BiFuel	88	12/11→	←	<input type="checkbox"/>			11.9571-9969.2 220955	ATE Ø 57 - Halter
1.6 JTDM (940.FYB1_)	88	02/15→	←	<input type="checkbox"/>			11.9571-9970.2 220956	ATE Ø 57 - Halter
1.6 JTDM (940.FYE1_)	85	09/15→						
1.6 JTDM (940FXD1A)	77	04/10→						
1.4 TB	85	04/10→	←	<input type="checkbox"/>	nicht für Fahrzeuge mit verstärkter Bremse		11.9571-9969.2 220955	ATE Ø 57 - Halter
1.4 TB (940FXA1A)	88	04/10→	←	<input type="checkbox"/>	nicht für Fahrzeuge mit verstärkter Bremse		11.9571-9970.2 220956	ATE Ø 57 - Halter
2.0 JTDM	100	04/10→	←	<input type="checkbox"/>	nicht für Fahrzeuge mit verstärkter Bremse		11.9571-9953.2 220871	ATE Ø 57 - Halter
2.0 JTDM	120	04/10→						
2.0 JTDM	125	04/10→						
2.0 JTDM	129	11/13→						
2.0 JTDM (940.FXL1A)	103	04/10→	←	<input type="checkbox"/>	nicht für Fahrzeuge mit verstärkter Bremse		11.9571-9954.2 220872	ATE Ø 57 - Halter
2.0 JTDM (940.FYC1A, 940.FXQ1A)	110	08/13→						
<b>Führungsbolzen, Bremsattel</b>								
1.4 BiFuel	88	12/11→					11.8171-0008.1 990049	ATE
1.6 JTDM (940.FYB1_)	88	02/15→						
1.6 JTDM (940.FYE1_)	85	09/15→						
1.6 JTDM (940FXD1A)	77	04/10→						
2.0 JTDM	100	04/10→						
2.0 JTDM	120	04/10→						
2.0 JTDM	125	04/10→						
2.0 JTDM	129	11/13→						
2.0 JTDM (940.FXL1A)	103	04/10→						
2.0 JTDM (940.FYC1A, 940.FXQ1A)	110	08/13→						
1.4 TB	85	04/10→			nicht für Fahrzeuge mit verstärkter Bremse		11.8171-0008.1 990049	ATE
1.4 TB (940FXA1A)	88	04/10→						
<b>Bremsschlauch</b>								
1.4 BiFuel	88	12/11→	←		nicht für Fahrzeuge mit verstärkter Bremse	2	24.5112-0414.3 331453	L= 410
1.4 TB	77	04/11→						
1.4 TB	85	04/10→	→			2	24.5112-0431.3 331502	L= 430
1.4 TB	110	09/14→						
1.4 TB	120	04/10→						
1.4 TB (940FXA1A)	88	04/10→						
1.4 TB (940FXB1A)	125	04/10→						
1.6 JTDM (940.FYB1_)	88	02/15→						
1.6 JTDM (940.FYE1_)	85	09/15→						
1.6 JTDM (940FXD1A)	77	04/10→						
1.8 TBi	169	04/10→09/13						
1.8 TBi	177	09/13→						
1.8 TBi (940FXC1A)	173	04/10→						
2.0 JTDM	100	04/10→						
2.0 JTDM	120	04/10→						
2.0 JTDM	125	04/10→						
2.0 JTDM	129	11/13→						
2.0 JTDM (940.FXL1A)	103	04/10→						
2.0 JTDM (940.FYC1A, 940.FXQ1A)	110	08/13→						
<b>ALFA ROMEO - GT (937_) 11/03→09/10</b>								
<b>Bremssattel</b>								
1.8 TS	103	11/03→09/10	→	<input type="checkbox"/>	→ 07/10		24.3384-1741.7 220599	TRW Ø 38 - Halter



























































	kw					! #		
<b>ALFA ROMEO - SPIDER (916_) 09/94→04/05</b>								
 <b>Bremssattel</b>								
3.0 V6	141	04/95→04/98	→	☐; 05/95→		24.3344-1703.5	240117	TRW Ø 34 - Halter
			→	☐; 05/95→		24.3344-1704.5	240118	TRW Ø 34 - Halter
<b>ALFA ROMEO - SPIDER (939_) 03/06→06/10</b>								
 <b>Bremssattel</b>								
1.8 TBi	147	05/09→06/10	→	☐		24.3417-1705.7	220769	TRW Ø 41 - Halter
2.4 JTDM	147	04/07→06/10	→	☐		24.3417-1706.7	220770	TRW Ø 41 - Halter
2.4 JTDM	154	03/08→06/10	→	☐				
3.2 JTS	191	03/08→06/10	→	☐				
2.0 JTDM	120	04/09→06/10	→	☐		24.3387-1713.7	220749	TRW Ø 38 - Halter
2.0 JTDM	125	05/09→06/10	→	☐		24.3387-1714.7	220750	TRW Ø 38 - Halter
2.2 JTS	136	03/06→06/10	→	☐; 04/06→		24.3387-1713.7	220749	TRW Ø 38 - Halter
			→	☐; 04/06→		24.3387-1714.7	220750	TRW Ø 38 - Halter
3.2 JTS Q4	191	03/06→06/10	→	☐; 04/06→		24.3417-1705.7	220769	TRW Ø 41 - Halter
			→	☐; 04/06→		24.3417-1706.7	220770	TRW Ø 41 - Halter
<b>Feder, Bremssattel</b>								
2.2 JTS	136	03/06→06/10		04/06→ 02/08	2	11.8116-0237.1	390509	ATE
<b>Führungshülzensatz, Bremssattel</b>								
2.2 JTS	136	03/06→06/10	←	04/06→ 02/08		11.0101-5407.2	260011	ATE
<b>Führungsbolzen, Bremssattel</b>								
2.2 JTS	136	03/06→06/10		04/06→ 02/08		11.8171-0008.1	990049	ATE
 <b>Bremsschlauch</b>								
1.8 TBi	147	05/09→06/10	→		2	83.7101-9399.3	330904	L= 398,5
2.0 JTDM	120	04/09→06/10	→					
2.0 JTDM	125	05/09→06/10	→					
2.4 JTDM	147	04/07→06/10	→					
2.4 JTDM	154	03/08→06/10	→					
3.2 JTS	191	03/08→06/10	→					
2.2 JTS	136	03/06→06/10	←	04/06→ 02/08	2	83.7101-9504.3	330898	L= 503,5
			→	04/06→	2	83.7101-9399.3	330904	L= 398,5
3.2 JTS Q4	191	03/06→06/10	→	04/06→	2	83.7101-9399.3	330904	L= 398,5
<b>AUDI - 80 Avant (8C, B4) 09/91→01/96</b>								
 <b>Bremssattel</b>								
1.6 E	74	06/93→01/96	←	☐; → 12/95		24.3541-1719.5	240057	TRW Ø 54 - Halter
			←	☐; → 12/95		24.3541-1720.5	240058	TRW Ø 54 - Halter
			→	☐; → 8C-P-050000; + ABS		24.3384-1701.5	240169	TRW Ø 38 - Halter
			→	☐; 8C-P-050001→; → 12/95		24.3384-1701.5	240169	TRW Ø 38 - Halter
			→	☐; → 8C-P-050000; + ABS		24.3384-1702.5	240170	TRW Ø 38 - Halter
			→	☐; 8C-P-050001→; → 12/95		24.3384-1702.5	240170	TRW Ø 38 - Halter
1.9 TDI	66	07/92→01/96	←	☐; → 8C-N-300000		24.3541-1609.5	240039	TRW Ø 54 - Halter
			←	☐; → 8C-N-300000		24.3541-1610.5	240040	TRW Ø 54 - Halter
			←	☐; 08/93→ 12/95; Vollautomatik		24.3541-1719.5	240057	TRW Ø 54 - Halter
			←	☐; 08/93→ 12/95; Vollautomatik		24.3541-1720.5	240058	TRW Ø 54 - Halter
			←	☐; 8C-P-000001→; → 12/95		24.3541-1743.5	240219	TRW Ø 54 - Halter
			←	☐; 8C-P-000001→; → 12/95		24.3541-1744.5	240220	TRW Ø 54 - Halter
			→	☐; → 8C-P-050000; + ABS		24.3384-1701.5	240169	TRW Ø 38 - Halter
			→	☐; 8C-P-050001→; → 12/95		24.3384-1701.5	240169	TRW Ø 38 - Halter
			→	☐; 8C-P-050001→; → 12/95		24.3384-1702.5	240170	TRW Ø 38 - Halter
			→	☐; → 8C-P-050000; + ABS		24.3384-1702.5	240170	TRW Ø 38 - Halter
2.0	66	07/92→01/96	←	☐; → 8C-N-300000; Schaltgetriebe		24.3541-1609.5	240039	TRW Ø 54 - Halter
			←	☐; → 8C-N-300000; Schaltgetriebe		24.3541-1610.5	240040	TRW Ø 54 - Halter
			←	☐; → 12/95; Vollautomatik		24.3541-1719.5	240057	TRW Ø 54 - Halter
			←	☐; → 12/95; Vollautomatik		24.3541-1720.5	240058	TRW Ø 54 - Halter
			←	☐; 8C-P-000001→; → 12/95; Schaltgetriebe		24.3541-1743.5	240219	TRW Ø 54 - Halter
↓								

	kw			 	! #					
<b>AUDI - 80 Avant (8C, B4) 09/91→01/96</b>										
<b> Bremssattel</b>										
2.0	66	07/92→01/96	←	☐; 8C-P-000001→; → 12/95; Schaltgetriebe	24.3541-1744.5	240220	TRW Ø 54 - Halter			
			→	☐; 8C-P-050001→; → 12/95	24.3384-1701.5	240169	TRW Ø 38 - Halter			
			→	☐; → 8C-P-050000; + ABS	24.3384-1701.5	240169	TRW Ø 38 - Halter			
			→	☐; → 8C-P-050000; + ABS	24.3384-1702.5	240170	TRW Ø 38 - Halter			
			→	☐; 8C-P-050001→; → 12/95	24.3384-1702.5	240170	TRW Ø 38 - Halter			
2.0 E 2.0 E 16V 2.3 E	85 103 98	07/92→01/96 02/93→01/96 07/92→01/96	←	☐; → 12/95	24.3541-1719.5	240057	TRW Ø 54 - Halter			
			←	☐; → 12/95	24.3541-1720.5	240058	TRW Ø 54 - Halter			
			→	☐; → 12/95	24.3384-1701.5	240169	TRW Ø 38 - Halter			
2.0 E 16V quattro	103	12/92→07/95	←	☐	24.3541-1719.5	240057	TRW Ø 54 - Halter			
			←	☐	24.3541-1720.5	240058	TRW Ø 54 - Halter			
2.0 quattro	79	11/93→01/96	←	☐; → 12/95	24.3541-1719.5	240057	TRW Ø 54 - Halter			
			←	☐; → 12/95	24.3541-1720.5	240058	TRW Ø 54 - Halter			
2.6	110	07/92→01/96	←	☐; 08/92→ 12/95	24.3541-1719.5	240057	TRW Ø 54 - Halter			
			←	☐; 08/92→ 12/95	24.3541-1720.5	240058	TRW Ø 54 - Halter			
			→	☐; 08/92→ 12/95	24.3384-1701.5	240169	TRW Ø 38 - Halter			
			→	☐; 08/92→ 12/95	24.3384-1702.5	240170	TRW Ø 38 - Halter			
2.6 quattro	110	07/92→07/95	←	☐; 08/92→	24.3541-1719.5	240057	TRW Ø 54 - Halter			
			←	☐; 08/92→	24.3541-1720.5	240058	TRW Ø 54 - Halter			
2.8	128	09/91→01/96	→	☐; → 12/95	24.3384-1701.5	240169	TRW Ø 38 - Halter			
			→	☐; → 12/95	24.3384-1702.5	240170	TRW Ø 38 - Halter			
<b>Führungshülzensatz, Bremssattel</b>										
1.6 E 2.0 E 2.0 E 16V 2.0 quattro 2.3 E 2.8	74 85 103 79 98 128	06/93→01/96 07/92→01/96 02/93→01/96 11/93→01/96 07/92→01/96 09/91→01/96	←	→ 12/95	11.0101-5403.2	260010	TRW			
			1.9 TDI	66				07/92→01/96	←	08/93→ 12/95; Vollautomatik
									←	→ 8C-N-300000
			2.0	66				07/92→01/96	←	→ 12/95; Vollautomatik
									←	→ 8C-N-300000; Schaltgetriebe
			2.0 E 16V quattro	103				12/92→07/95	←	
2.8 quattro	128	08/92→07/95	←							
S2 quattro	169	02/93→07/95	←							
2.6	110	07/92→01/96	←	08/92→ 12/95						
2.6 quattro	110	07/92→07/95	←	08/92→						
<b>Zubehörsatz, Bremssattel</b>										
1.6 E 2.0 E 2.0 E 16V 2.0 quattro 2.3 E	74 85 103 79 98	06/93→01/96 07/92→01/96 02/93→01/96 11/93→01/96 07/92→01/96	←	→ 12/95	24.0101-4301.2	260047	TRW			
			1.9 TDI	66				07/92→01/96	←	08/93→ 12/95; Vollautomatik
									←	→ 8C-N-300000
			2.0	66				07/92→01/96	←	→ 12/95; Vollautomatik
									←	→ 8C-N-300000; Schaltgetriebe
			2.0 E 16V quattro	103				12/92→07/95	←	
2.6	110	07/92→01/96	←	08/92→ 12/95						
2.6 quattro	110	07/92→07/95	←	08/92→						
2.8	128	09/91→01/96	←	→ 12/95						
2.8 quattro	128	08/92→07/95	←							
S2 quattro	169	02/93→07/95	←							
<b> Bremsschlauch</b>										
1.6 E 1.9 TDI	74 66	06/93→01/96 07/92→01/96	←	am Bremssattel; → 12/95	2	24.5170-0161.3	331308	L= 161		
			←	→ 12/95						
2.0	66	07/92→01/96	←		2	24.5237-0288.3	331442	L= 288		
↓										








	kw			 	! #		
<b>AUDI - 80 Avant (8C, B4) 09/91→01/96</b>							
 <b>Bremsschlauch</b>							
1.6 E 1.9 TDI 2.0	74 66 66	06/93→01/96 07/92→01/96 07/92→01/96	➔	am Bremssattel; 8C-P-050001→; → 12/95	2	83.7724-0202.3 330852	L= 200
			➔	am Bremssattel; → 8C-P-050000; + ABS	2	83.7724-0202.3 330852	L= 200
			➔	→ 8C-P-050000; + ABS	2	83.7812-0200.3 330846	L= 200
			➔	→ 8C-P-050000; - ABS	2	83.7812-0200.3 330846	L= 200
			➔	8C-P-050001→; → 12/95	2	83.7812-0200.3 330846	L= 200
2.0 E 2.0 E 16V 2.3 E 2.8	85 103 98 128	07/92→01/96 02/93→01/96 07/92→01/96 09/91→01/96	➔	am Bremssattel; → 12/95	2	24.5170-0161.3 331308	L= 161
			➔	→ 12/95	2	24.5237-0288.3 331442	L= 288
			➔	am Bremssattel; → 12/95	2	83.7724-0202.3 330852	L= 200
			➔	→ 12/95	2	83.7812-0200.3 330846	L= 200
2.0 E 16V quattro 2.8 quattro RS2 quattro S2 quattro	103 128 232 169	12/92→07/95 08/92→07/95 03/94→05/95 02/93→07/95	➔	am Bremssattel	2	24.5170-0161.3 331308	L= 161
			➔		2	24.5237-0288.3 331442	L= 288
			➔	am Bremssattel	2	24.5113-0220.3 331318	L= 215
			➔		2	83.6212-0160.3 330318	L= 160
2.0 quattro	79	11/93→01/96	➔	am Bremssattel; → 12/95	2	24.5170-0161.3 331308	L= 161
			➔	→ 12/95	2	24.5237-0288.3 331442	L= 288
			➔	am Bremssattel; → 12/95	2	24.5113-0220.3 331318	L= 215
			➔	→ 12/95	2	83.6212-0160.3 330318	L= 160
2.6	110	07/92→01/96	➔	am Bremssattel; → 12/95	2	24.5170-0161.3 331308	L= 161
			➔	→ 12/95	2	24.5237-0288.3 331442	L= 288
			➔	am Bremssattel; 08/92→ 12/95	2	83.7724-0202.3 330852	L= 200
			➔	08/92→ 12/95	2	83.7812-0200.3 330846	L= 200
2.6 quattro	110	07/92→07/95	➔	am Bremssattel; 08/92→	2	24.5170-0161.3 331308	L= 161
			➔	08/92→	2	24.5237-0288.3 331442	L= 288
			➔	am Bremssattel; 08/92→	2	24.5113-0220.3 331318	L= 215
			➔	08/92→	2	83.6212-0160.3 330318	L= 160
<b>AUDI - A1 (8X1, 8XK) 05/10→</b>							
 <b>Bremssattel</b>							
1.0 TFSI	60	01/16→	➔	☐; +PR 1ZM		11.9541-9553.2 220563	ATE Ø 54 - Halter
			➔	☐; +PR 1ZN		11.9541-9553.2 220563	ATE Ø 54 - Halter
			➔	☐; +PR 1ZC		11.9541-9553.2 220563	ATE Ø 54 - Halter
			➔	☐; +PR 1ZS		11.9541-9553.2 220563	ATE Ø 54 - Halter
			➔	☐; +PR 1ZN		11.9541-9554.2 220564	ATE Ø 54 - Halter
			➔	☐; +PR 1ZC		11.9541-9554.2 220564	ATE Ø 54 - Halter
			➔	☐; +PR 1ZS		11.9541-9554.2 220564	ATE Ø 54 - Halter
			➔	☐; +PR 1ZM		11.9541-9554.2 220564	ATE Ø 54 - Halter
			➔	☐; +PR 1KT		24.3387-1735.5 240657	TRW Ø 38 - Halter
			➔	☐; +PR 1KT		24.3387-1736.5 240658	TRW Ø 38 - Halter
1.0 TFSI 1.4 TDI 1.6 TDI 1.8 TFSI	70 66 85 141	03/15→ 11/14→ 11/14→ 02/15→	➔	☐; +PR 1ZG		11.9541-9549.2 220575	ATE Ø 54 - Halter
			➔	☐; +PR 1ZG		11.9541-9550.2 220576	ATE Ø 54 - Halter
			➔	☐; +PR 1ZM		11.9541-9553.2 220563	ATE Ø 54 - Halter
			➔	☐; +PR 1ZN		11.9541-9553.2 220563	ATE Ø 54 - Halter
			➔	☐; +PR 1ZS		11.9541-9553.2 220563	ATE Ø 54 - Halter
			➔	☐; +PR 1ZC		11.9541-9553.2 220563	ATE Ø 54 - Halter
			➔	☐; +PR 1ZN		11.9541-9554.2 220564	ATE Ø 54 - Halter
			➔	☐; +PR 1ZS		11.9541-9554.2 220564	ATE Ø 54 - Halter
			➔	☐; +PR 1ZM		11.9541-9554.2 220564	ATE Ø 54 - Halter
			➔	☐; +PR 1ZC		11.9541-9554.2 220564	ATE Ø 54 - Halter
			➔	☐; +PR 1KT		24.3387-1735.5 240657	TRW Ø 38 - Halter
			➔	☐; +PR 1KT		24.3387-1736.5 240658	TRW Ø 38 - Halter
1.2 TFSI 1.4 TFSI 1.4 TFSI 1.4 TFSI ↓	63 90 103 136	05/10→ 05/10→ 04/12→ 01/11→	➔	☐; +PR 1ZG		11.9541-9549.2 220575	ATE Ø 54 - Halter
			➔	☐; +PR 1ZG		11.9541-9550.2 220576	ATE Ø 54 - Halter








	kw			 	! #		
<b>AUDI - A1 (8X1, 8XK) 05/10→</b>							
 <b>Bremssattel</b>							
1.6 TDI	66	03/11→	←	☐; +PR 1ZS	11.9541-9553.2	220563	ATE Ø 54 - Halter
1.6 TDI	77	05/10→	←	☐; +PR 1ZM	11.9541-9553.2	220563	ATE Ø 54 - Halter
2.0 TDI	100	05/12→	←	☐; +PR 1ZN	11.9541-9553.2	220563	ATE Ø 54 - Halter
2.0 TDI	105	09/11→	←	☐; +PR 1LJ	11.9541-9553.2	220563	ATE Ø 54 - Halter
			←	☐; +PR 1ZC	11.9541-9553.2	220563	ATE Ø 54 - Halter
			←	☐; +PR 1ZC	11.9541-9554.2	220564	ATE Ø 54 - Halter
			←	☐; +PR 1LJ	11.9541-9554.2	220564	ATE Ø 54 - Halter
			←	☐; +PR 1ZS	11.9541-9554.2	220564	ATE Ø 54 - Halter
			←	☐; +PR 1ZM	11.9541-9554.2	220564	ATE Ø 54 - Halter
			←	☐; +PR 1ZN	11.9541-9554.2	220564	ATE Ø 54 - Halter
			→	☐; +PR 1KT	24.3387-1735.5	240657	TRW Ø 38 - Halter
			→	☐; +PR 1KT	24.3387-1736.5	240658	TRW Ø 38 - Halter
1.4 TFSI	92	11/14→	←	☐; +PR 1ZG	11.9541-9549.2	220575	ATE Ø 54 - Halter
			←	☐; +PR 1ZG	11.9541-9550.2	220576	ATE Ø 54 - Halter
			←	☐; +PR 1ZN	11.9541-9553.2	220563	ATE Ø 54 - Halter
			←	☐; +PR 1ZS	11.9541-9553.2	220563	ATE Ø 54 - Halter
			←	☐; +PR 1ZM	11.9541-9553.2	220563	ATE Ø 54 - Halter
			←	☐; +PR 1ZC	11.9541-9553.2	220563	ATE Ø 54 - Halter
			←	☐; +PR 1ZM	11.9541-9554.2	220564	ATE Ø 54 - Halter
			←	☐; +PR 1ZN	11.9541-9554.2	220564	ATE Ø 54 - Halter
			←	☐; +PR 1ZS	11.9541-9554.2	220564	ATE Ø 54 - Halter
			←	☐; +PR 1ZC	11.9541-9554.2	220564	ATE Ø 54 - Halter
			→	☐; +PR 1KS,1KT	24.3387-1735.5	240657	TRW Ø 38 - Halter
			→	☐; +PR 1KS,1KT	24.3387-1736.5	240658	TRW Ø 38 - Halter
1.4 TFSI	110	11/14→	←	☐; +PR 1ZG	11.9541-9549.2	220575	ATE Ø 54 - Halter
			←	☐; +PR 1ZG	11.9541-9550.2	220576	ATE Ø 54 - Halter
			←	☐; +PR 1ZC	11.9541-9553.2	220563	ATE Ø 54 - Halter
			←	☐; +PR 1ZC	11.9541-9554.2	220564	ATE Ø 54 - Halter
			→	☐; +PR 1KT	24.3387-1735.5	240657	TRW Ø 38 - Halter
			→	☐; +PR 1KT	24.3387-1736.5	240658	TRW Ø 38 - Halter
2.0 TFSI quattro	188	03/12→	←	☐; 10/12→; +PR 1ZG	11.9541-9549.2	220575	ATE Ø 54 - Halter
			←	☐; 10/12→; +PR 1ZG	11.9541-9550.2	220576	ATE Ø 54 - Halter
			←	☐; 10/12→; +PR 1LJ	11.9541-9553.2	220563	ATE Ø 54 - Halter
			←	☐; 10/12→; +PR 1ZS	11.9541-9553.2	220563	ATE Ø 54 - Halter
			←	☐; 10/12→; +PR 1ZM	11.9541-9553.2	220563	ATE Ø 54 - Halter
			←	☐; 10/12→; +PR 1ZN	11.9541-9553.2	220563	ATE Ø 54 - Halter
			←	☐; 10/12→; +PR 1ZC	11.9541-9553.2	220563	ATE Ø 54 - Halter
			←	☐; 10/12→; +PR 1ZS	11.9541-9554.2	220564	ATE Ø 54 - Halter
			←	☐; 10/12→; +PR 1ZM	11.9541-9554.2	220564	ATE Ø 54 - Halter
			←	☐; 10/12→; +PR 1ZN	11.9541-9554.2	220564	ATE Ø 54 - Halter
			←	☐; 10/12→; +PR 1LJ	11.9541-9554.2	220564	ATE Ø 54 - Halter
			←	☐; 10/12→; +PR 1ZC	11.9541-9554.2	220564	ATE Ø 54 - Halter
			→	☐; 10/12→; +PR 1KT	24.3387-1735.5	240657	TRW Ø 38 - Halter
			→	☐; 10/12→; +PR 1KT	24.3387-1736.5	240658	TRW Ø 38 - Halter
S1 quattro	170	03/14→	←	☐; +PR 1ZM	11.9541-9553.2	220563	ATE Ø 54 - Halter
			←	☐; +PR 1ZN	11.9541-9553.2	220563	ATE Ø 54 - Halter
			←	☐; +PR 1ZS	11.9541-9553.2	220563	ATE Ø 54 - Halter
			←	☐; +PR 1ZC	11.9541-9553.2	220563	ATE Ø 54 - Halter
			←	☐; +PR 1ZM	11.9541-9554.2	220564	ATE Ø 54 - Halter
			←	☐; +PR 1ZN	11.9541-9554.2	220564	ATE Ø 54 - Halter
			←	☐; +PR 1ZS	11.9541-9554.2	220564	ATE Ø 54 - Halter
			←	☐; +PR 1ZC	11.9541-9554.2	220564	ATE Ø 54 - Halter












































	kw			 	! #		
<b>AUDI - A1 (8X1, 8XK) 05/10→</b>							
<b>Feder, Bremssattel</b>							
1.0 TFSI	60	01/16→		+PR 1ZS	2	11.8116-0351.1	390538 ATE
1.0 TFSI	70	03/15→		+PR 1ZM	2	11.8116-0351.1	390538 ATE
1.2 TFSI	63	05/10→					
1.4 TDI	66	11/14→		+PR 1ZN	2	11.8116-0351.1	390538 ATE
1.4 TFSI	90	05/10→					
1.4 TFSI	92	11/14→					
1.4 TFSI	103	04/12→					
1.4 TFSI	136	01/11→					
1.6 TDI	66	03/11→					
1.6 TDI	77	05/10→					
1.6 TDI	85	11/14→					
1.8 TFSI	141	02/15→					
2.0 TDI	100	05/12→					
2.0 TDI	105	09/11→					
S1 quattro	170	03/14→					
2.0 TFSI quattro	188	03/12→		10/12→; +PR 1ZN	2	11.8116-0351.1	390538 ATE
				10/12→; +PR 1ZM	2	11.8116-0351.1	390538 ATE
				10/12→; +PR 1ZS	2	11.8116-0351.1	390538 ATE
<b>Führungshülzensatz, Bremssattel</b>							
1.0 TFSI	60	01/16→	←	+PR 1ZM		11.0101-5407.2	260011 ATE
S1 quattro	170	03/14→	←	+PR 1ZN		11.0101-5407.2	260011 ATE
			←	+PR 1ZS		11.0101-5407.2	260011 ATE
			←	+PR 1ZC		11.0101-5409.2	260035 ATE
1.0 TFSI	70	03/15→	←	+PR 1ZM		11.0101-5407.2	260011 ATE
1.4 TDI	66	11/14→	←	+PR 1ZN		11.0101-5407.2	260011 ATE
1.4 TFSI	92	11/14→	←	+PR 1ZS		11.0101-5407.2	260011 ATE
1.6 TDI	85	11/14→	←	+PR 1ZG		11.0101-5409.2	260035 ATE
1.8 TFSI	141	02/15→	←	+PR 1ZC		11.0101-5409.2	260035 ATE
1.2 TFSI	63	05/10→	←	+PR 1ZN		11.0101-5407.2	260011 ATE
1.4 TFSI	90	05/10→	←	+PR 1LJ		11.0101-5407.2	260011 ATE
1.4 TFSI	103	04/12→	←	+PR 1ZM		11.0101-5407.2	260011 ATE
1.4 TFSI	136	01/11→	←	+PR 1ZS		11.0101-5407.2	260011 ATE
1.6 TDI	66	03/11→	←	+PR 1ZG		11.0101-5409.2	260035 ATE
1.6 TDI	77	05/10→	←	+PR 1ZC		11.0101-5409.2	260035 ATE
2.0 TDI	100	05/12→	←	+PR 1ZG		11.0101-5409.2	260035 ATE
2.0 TDI	105	09/11→	←	+PR 1ZC		11.0101-5409.2	260035 ATE
1.4 TFSI	110	11/14→	←	+PR 1ZG		11.0101-5409.2	260035 ATE
			←	+PR 1ZC		11.0101-5409.2	260035 ATE
2.0 TFSI quattro	188	03/12→	←	10/12→; +PR 1ZM		11.0101-5407.2	260011 ATE
			←	10/12→; +PR 1ZN		11.0101-5407.2	260011 ATE
			←	10/12→; +PR 1LJ		11.0101-5407.2	260011 ATE
			←	10/12→; +PR 1ZS		11.0101-5407.2	260011 ATE
			←	10/12→; +PR 1ZG		11.0101-5409.2	260035 ATE
			←	10/12→; +PR 1ZC		11.0101-5409.2	260035 ATE
<b>Führungsbolzen, Bremssattel</b>							
1.0 TFSI	60	01/16→		+PR 1ZN		11.8171-0008.1	990049 ATE
S1 quattro	170	03/14→		+PR 1ZM		11.8171-0008.1	990049 ATE
				+PR 1ZC		11.8171-0008.1	990049 ATE
				+PR 1ZS		11.8171-0008.1	990049 ATE
1.0 TFSI	70	03/15→		+PR 1ZN		11.8171-0008.1	990049 ATE
1.4 TDI	66	11/14→		+PR 1ZM		11.8171-0008.1	990049 ATE
1.4 TFSI	92	11/14→		+PR 1ZS		11.8171-0008.1	990049 ATE
1.6 TDI	85	11/14→		+PR 1ZG		11.8171-0008.1	990049 ATE
1.8 TFSI	141	02/15→		+PR 1ZC		11.8171-0008.1	990049 ATE
1.2 TFSI	63	05/10→		+PR 1ZS		11.8171-0008.1	990049 ATE
1.4 TFSI	90	05/10→		+PR 1ZN		11.8171-0008.1	990049 ATE
1.4 TFSI	103	04/12→		+PR 1ZM		11.8171-0008.1	990049 ATE
1.4 TFSI	136	01/11→		+PR 1ZG		11.8171-0008.1	990049 ATE
1.6 TDI	66	03/11→		+PR 1LJ		11.8171-0008.1	990049 ATE
1.6 TDI	77	05/10→		+PR 1ZC		11.8171-0008.1	990049 ATE
2.0 TDI	100	05/12→		+PR 1ZC		11.8171-0008.1	990049 ATE
2.0 TDI	105	09/11→		+PR 1ZG		11.8171-0008.1	990049 ATE
1.4 TFSI	110	11/14→		+PR 1ZC		11.8171-0008.1	990049 ATE
				+PR 1ZG		11.8171-0008.1	990049 ATE
↓							








	kw			 	! #		
<b>AUDI - A1 (8X1, 8XK) 05/10→</b>							
<b>Führungsbolzen, Bremssattel</b>							
2.0 TFSI quattro	188	03/12→		10/12→; +PR 1ZS		11.8171-0008.1 990049	ATE
				10/12→; +PR 1ZN		11.8171-0008.1 990049	ATE
				10/12→; +PR 1ZM		11.8171-0008.1 990049	ATE
				10/12→; +PR 1ZG		11.8171-0008.1 990049	ATE
				10/12→; +PR 1ZC		11.8171-0008.1 990049	ATE
				10/12→; +PR 1LJ		11.8171-0008.1 990049	ATE
<b> Bremsschlauch</b>							
1.0 TFSI	60	01/16→	➡	 / am Bremssattel; +PR 1KT		24.1294-0014.3 331448	L= 205 mit Rohrleitung
1.0 TFSI	70	03/15→					
1.4 TDI	66	11/14→	➡	 / am Bremssattel; +PR 1KT		24.1294-0015.3 331449	L= 207 mit Rohrleitung
1.4 TFSI	92	11/14→					
1.4 TFSI	110	11/14→	➡	+PR 1KT	2	83.7858-0140.3 330837	L= 140
1.6 TDI	85	11/14→					
1.8 TFSI	141	02/15→					
1.2 TFSI	63	05/10→	➡	 / am Bremssattel; +PR 1KT		24.1294-0014.3 331448	L= 205 mit Rohrleitung
1.4 TFSI	90	05/10→					
1.4 TFSI	103	04/12→	➡	 / am Bremssattel; +PR 1KT		24.1294-0015.3 331449	L= 207 mit Rohrleitung
1.4 TFSI	136	01/11→					
1.6 TDI	66	03/11→	➡	 ; +PR 1KS		83.7847-0254.3 331233	L= 255
1.6 TDI	77	05/10→	➡	 ; +PR 1KS		83.7847-0257.3 331234	L= 255
2.0 TDI	100	05/12→					
2.0 TDI	105	09/11→	➡	+PR 1KT	2	83.7858-0140.3 330837	L= 140
2.0 TFSI quattro	188	03/12→	➡	 / am Bremssattel; 10/12→; +PR 1KT		24.1294-0014.3 331448	L= 205 mit Rohrleitung
			➡	 / am Bremssattel; 10/12→; +PR 1KT		24.1294-0015.3 331449	L= 207 mit Rohrleitung
			➡	 ; 10/12→; +PR 1KS		83.7847-0254.3 331233	L= 255
			➡	 ; 10/12→; +PR 1KS		83.7847-0257.3 331234	L= 255
			➡	10/12→; +PR 1KT	2	83.7858-0140.3 330837	L= 140
<b>AUDI - A1 Sportback (8XA, 8XF) 09/11→</b>							
<b> Bremssattel</b>							
1.0 TFSI	60	01/16→	←	 ; +PR 1ZM		11.9541-9553.2 220563	ATE Ø 54 - Halter
			←	 ; +PR 1ZN		11.9541-9553.2 220563	ATE Ø 54 - Halter
			←	 ; +PR 1ZC		11.9541-9553.2 220563	ATE Ø 54 - Halter
			←	 ; +PR 1ZS		11.9541-9553.2 220563	ATE Ø 54 - Halter
			←	 ; +PR 1ZN		11.9541-9554.2 220564	ATE Ø 54 - Halter
			←	 ; +PR 1ZC		11.9541-9554.2 220564	ATE Ø 54 - Halter
			←	 ; +PR 1ZS		11.9541-9554.2 220564	ATE Ø 54 - Halter
			←	 ; +PR 1ZM		11.9541-9554.2 220564	ATE Ø 54 - Halter
			➡	 ; +PR 1KT		24.3387-1735.5 240657	TRW Ø 38 - Halter
			➡	 ; +PR 1KT		24.3387-1736.5 240658	TRW Ø 38 - Halter
1.0 TFSI	70	03/15→	←	 ; +PR 1ZG		11.9541-9549.2 220575	ATE Ø 54 - Halter
1.4 TDI	66	11/14→					
1.6 TDI	85	11/14→	←	 ; +PR 1ZG		11.9541-9550.2 220576	ATE Ø 54 - Halter
1.8 TFSI	141	02/15→	←	 ; +PR 1ZM		11.9541-9553.2 220563	ATE Ø 54 - Halter
			←	 ; +PR 1ZN		11.9541-9553.2 220563	ATE Ø 54 - Halter
			←	 ; +PR 1ZS		11.9541-9553.2 220563	ATE Ø 54 - Halter
			←	 ; +PR 1ZC		11.9541-9553.2 220563	ATE Ø 54 - Halter
			←	 ; +PR 1ZN		11.9541-9554.2 220564	ATE Ø 54 - Halter
			←	 ; +PR 1ZS		11.9541-9554.2 220564	ATE Ø 54 - Halter
			←	 ; +PR 1ZM		11.9541-9554.2 220564	ATE Ø 54 - Halter
			←	 ; +PR 1ZC		11.9541-9554.2 220564	ATE Ø 54 - Halter
			➡	 ; +PR 1KT		24.3387-1735.5 240657	TRW Ø 38 - Halter
			➡	 ; +PR 1KT		24.3387-1736.5 240658	TRW Ø 38 - Halter
1.2 TFSI	63	01/12→	←	 ; +PR 1ZG		11.9541-9549.2 220575	ATE Ø 54 - Halter
1.4 TFSI	90	11/11→					
1.4 TFSI	103	04/12→	←	 ; +PR 1ZG		11.9541-9550.2 220576	ATE Ø 54 - Halter
1.4 TFSI	136	11/11→	←	 ; +PR 1ZS		11.9541-9553.2 220563	ATE Ø 54 - Halter
1.6 TDI	66	11/11→	←	 ; +PR 1ZM		11.9541-9553.2 220563	ATE Ø 54 - Halter
1.6 TDI	77	11/11→	←	 ; +PR 1ZM		11.9541-9553.2 220563	ATE Ø 54 - Halter
2.0 TDI	100	05/12→	←	 ; +PR 1ZN		11.9541-9553.2 220563	ATE Ø 54 - Halter
2.0 TDI	105	09/11→	←	 ; +PR 1LJ		11.9541-9553.2 220563	ATE Ø 54 - Halter
			←	 ; +PR 1ZC		11.9541-9553.2 220563	ATE Ø 54 - Halter






















































	kw			 	! #		
<b>AUDI - A1 Sportback (8XA, 8XF) 09/11→</b>							
<b>Bremssattel</b>							
1.2 TFSI	63	01/12→	←	☐; +PR 1ZC	2	11.9541-9554.2 220564	ATE Ø 54 - Halter
1.4 TFSI	90	11/11→	←	☐; +PR 1LJ	2	11.9541-9554.2 220564	ATE Ø 54 - Halter
1.4 TFSI	103	04/12→	←	☐; +PR 1ZS	2	11.9541-9554.2 220564	ATE Ø 54 - Halter
1.4 TFSI	136	11/11→	←	☐; +PR 1ZS	2	11.9541-9554.2 220564	ATE Ø 54 - Halter
1.6 TDI	66	11/11→	←	☐; +PR 1ZM	2	11.9541-9554.2 220564	ATE Ø 54 - Halter
1.6 TDI	77	11/11→	←	☐; +PR 1ZM	2	11.9541-9554.2 220564	ATE Ø 54 - Halter
2.0 TDI	100	05/12→	←	☐; +PR 1ZN	2	11.9541-9554.2 220564	ATE Ø 54 - Halter
2.0 TDI	105	09/11→	→	☐; +PR 1KT	2	24.3387-1735.5 240657	TRW Ø 38 - Halter
			→	☐; +PR 1KT	2	24.3387-1736.5 240658	TRW Ø 38 - Halter
1.4 TFSI	92	11/14→	←	☐; +PR 1ZG	2	11.9541-9549.2 220575	ATE Ø 54 - Halter
			←	☐; +PR 1ZG	2	11.9541-9550.2 220576	ATE Ø 54 - Halter
			←	☐; +PR 1ZN	2	11.9541-9553.2 220563	ATE Ø 54 - Halter
			←	☐; +PR 1ZS	2	11.9541-9553.2 220563	ATE Ø 54 - Halter
			←	☐; +PR 1ZM	2	11.9541-9553.2 220563	ATE Ø 54 - Halter
			←	☐; +PR 1ZC	2	11.9541-9553.2 220563	ATE Ø 54 - Halter
			←	☐; +PR 1ZM	2	11.9541-9554.2 220564	ATE Ø 54 - Halter
			←	☐; +PR 1ZN	2	11.9541-9554.2 220564	ATE Ø 54 - Halter
			←	☐; +PR 1ZS	2	11.9541-9554.2 220564	ATE Ø 54 - Halter
			←	☐; +PR 1ZC	2	11.9541-9554.2 220564	ATE Ø 54 - Halter
			→	☐; +PR 1KS,1KT	2	24.3387-1735.5 240657	TRW Ø 38 - Halter
			→	☐; +PR 1KS,1KT	2	24.3387-1736.5 240658	TRW Ø 38 - Halter
1.4 TFSI	110	11/14→	←	☐; +PR 1ZG	2	11.9541-9549.2 220575	ATE Ø 54 - Halter
			←	☐; +PR 1ZG	2	11.9541-9550.2 220576	ATE Ø 54 - Halter
			←	☐; +PR 1ZC	2	11.9541-9553.2 220563	ATE Ø 54 - Halter
			←	☐; +PR 1ZC	2	11.9541-9554.2 220564	ATE Ø 54 - Halter
			→	☐; +PR 1KT	2	24.3387-1735.5 240657	TRW Ø 38 - Halter
			→	☐; +PR 1KT	2	24.3387-1736.5 240658	TRW Ø 38 - Halter
S1 quattro	170	03/14→	←	☐; +PR 1ZM	2	11.9541-9553.2 220563	ATE Ø 54 - Halter
			←	☐; +PR 1ZN	2	11.9541-9553.2 220563	ATE Ø 54 - Halter
			←	☐; +PR 1ZS	2	11.9541-9553.2 220563	ATE Ø 54 - Halter
			←	☐; +PR 1ZC	2	11.9541-9553.2 220563	ATE Ø 54 - Halter
			←	☐; +PR 1ZM	2	11.9541-9554.2 220564	ATE Ø 54 - Halter
			←	☐; +PR 1ZN	2	11.9541-9554.2 220564	ATE Ø 54 - Halter
			←	☐; +PR 1ZS	2	11.9541-9554.2 220564	ATE Ø 54 - Halter
			←	☐; +PR 1ZC	2	11.9541-9554.2 220564	ATE Ø 54 - Halter
<b>Feder, Bremssattel</b>							
1.0 TFSI	60	01/16→		+PR 1ZS	2	11.8116-0351.1 390538	ATE
1.0 TFSI	70	03/15→		+PR 1ZM	2	11.8116-0351.1 390538	ATE
1.2 TFSI	63	01/12→		+PR 1ZN	2	11.8116-0351.1 390538	ATE
1.4 TDI	66	11/14→					
1.4 TFSI	90	11/11→					
1.4 TFSI	92	11/14→					
1.4 TFSI	103	04/12→					
1.4 TFSI	136	11/11→					
1.6 TDI	66	11/11→					
1.6 TDI	77	11/11→					
1.6 TDI	85	11/14→					
1.8 TFSI	141	02/15→					
2.0 TDI	100	05/12→					
2.0 TDI	105	09/11→					
S1 quattro	170	03/14→					
<b>Führungshülzensatz, Bremssattel</b>							
1.0 TFSI	60	01/16→	←	+PR 1ZM	2	11.0101-5407.2 260011	ATE
S1 quattro	170	03/14→	←	+PR 1ZN	2	11.0101-5407.2 260011	ATE
			←	+PR 1ZS	2	11.0101-5407.2 260011	ATE
			←	+PR 1ZC	2	11.0101-5409.2 260035	ATE
1.0 TFSI	70	03/15→	←	+PR 1ZM	2	11.0101-5407.2 260011	ATE
1.4 TDI	66	11/14→	←	+PR 1ZN	2	11.0101-5407.2 260011	ATE
1.4 TFSI	92	11/14→	←	+PR 1ZS	2	11.0101-5407.2 260011	ATE
1.6 TDI	85	11/14→	←	+PR 1ZS	2	11.0101-5407.2 260011	ATE
1.8 TFSI	141	02/15→					
↓							









	kw					! #		
<b>AUDI - A1 Sportback (8XA, 8XF) 09/11→</b>								
<b>Führungshülzensatz, Bremsattel</b>								
1.0 TFSI	70	03/15→	←	+PR 1ZG		11.0101-5409.2	260035	ATE
1.4 TDI	66	11/14→	←	+PR 1ZC		11.0101-5409.2	260035	ATE
1.4 TFSI	92	11/14→						
1.6 TDI	85	11/14→						
1.8 TFSI	141	02/15→						
1.2 TFSI	63	01/12→	←	+PR 1ZN		11.0101-5407.2	260011	ATE
1.4 TFSI	90	11/11→	←	+PR 1LJ		11.0101-5407.2	260011	ATE
1.4 TFSI	103	04/12→	←	+PR 1LJ		11.0101-5407.2	260011	ATE
1.4 TFSI	136	11/11→	←	+PR 1ZM		11.0101-5407.2	260011	ATE
1.6 TDI	66	11/11→	←	+PR 1ZS		11.0101-5407.2	260011	ATE
1.6 TDI	77	11/11→	←	+PR 1ZS		11.0101-5407.2	260011	ATE
2.0 TDI	100	05/12→	←	+PR 1ZG		11.0101-5409.2	260035	ATE
2.0 TDI	105	09/11→	←	+PR 1ZC		11.0101-5409.2	260035	ATE
			←	+PR 1ZC		11.0101-5409.2	260035	ATE
1.4 TFSI	110	11/14→	←	+PR 1ZG		11.0101-5409.2	260035	ATE
			←	+PR 1ZC		11.0101-5409.2	260035	ATE
<b>Führungsbolzen, Bremsattel</b>								
1.0 TFSI	60	01/16→		+PR 1ZN		11.8171-0008.1	990049	ATE
S1 quattro	170	03/14→		+PR 1ZM		11.8171-0008.1	990049	ATE
				+PR 1ZC		11.8171-0008.1	990049	ATE
				+PR 1ZS		11.8171-0008.1	990049	ATE
1.0 TFSI	70	03/15→		+PR 1ZN		11.8171-0008.1	990049	ATE
1.4 TDI	66	11/14→		+PR 1ZM		11.8171-0008.1	990049	ATE
1.4 TFSI	92	11/14→		+PR 1ZS		11.8171-0008.1	990049	ATE
1.6 TDI	85	11/14→		+PR 1ZS		11.8171-0008.1	990049	ATE
1.8 TFSI	141	02/15→		+PR 1ZG		11.8171-0008.1	990049	ATE
				+PR 1ZC		11.8171-0008.1	990049	ATE
1.2 TFSI	63	01/12→		+PR 1ZS		11.8171-0008.1	990049	ATE
1.4 TFSI	90	11/11→		+PR 1ZN		11.8171-0008.1	990049	ATE
1.4 TFSI	103	04/12→		+PR 1ZN		11.8171-0008.1	990049	ATE
1.4 TFSI	136	11/11→		+PR 1ZM		11.8171-0008.1	990049	ATE
1.6 TDI	66	11/11→		+PR 1ZG		11.8171-0008.1	990049	ATE
1.6 TDI	77	11/11→		+PR 1LJ		11.8171-0008.1	990049	ATE
2.0 TDI	100	05/12→		+PR 1LJ		11.8171-0008.1	990049	ATE
2.0 TDI	105	09/11→		+PR 1ZC		11.8171-0008.1	990049	ATE
1.4 TFSI	110	11/14→		+PR 1ZC		11.8171-0008.1	990049	ATE
				+PR 1ZG		11.8171-0008.1	990049	ATE
<b>Bremsschlauch</b>								
1.0 TFSI	60	01/16→	→	☐ / am Bremsattel; +PR 1KT		24.1294-0014.3	331448	L= 205 mit Rohrleitung
1.0 TFSI	70	03/15→	→	☐ / am Bremsattel; +PR 1KT		24.1294-0015.3	331449	L= 207 mit Rohrleitung
1.4 TDI	66	11/14→	→	☐ / am Bremsattel; +PR 1KT		24.1294-0015.3	331449	L= 207 mit Rohrleitung
1.4 TFSI	92	11/14→	→	+PR 1KT	2	83.7858-0140.3	330837	L= 140
1.4 TFSI	110	11/14→	→	+PR 1KT	2	83.7858-0140.3	330837	L= 140
1.6 TDI	85	11/14→	→	+PR 1KT	2	83.7858-0140.3	330837	L= 140
1.8 TFSI	141	02/15→	→	+PR 1KT	2	83.7858-0140.3	330837	L= 140
1.2 TFSI	63	01/12→	→	☐ / am Bremsattel; +PR 1KT		24.1294-0014.3	331448	L= 205 mit Rohrleitung
1.4 TFSI	90	11/11→	→	☐ / am Bremsattel; +PR 1KT		24.1294-0015.3	331449	L= 207 mit Rohrleitung
1.4 TFSI	103	04/12→	→	☐ / am Bremsattel; +PR 1KT		24.1294-0015.3	331449	L= 207 mit Rohrleitung
1.4 TFSI	136	11/11→	→	☐; +PR 1KS		83.7847-0254.3	331233	L= 255
1.6 TDI	66	11/11→	→	☐; +PR 1KS		83.7847-0254.3	331233	L= 255
1.6 TDI	77	11/11→	→	☐; +PR 1KS		83.7847-0257.3	331234	L= 255
2.0 TDI	100	05/12→	→	+PR 1KT	2	83.7858-0140.3	330837	L= 140
2.0 TDI	105	09/11→	→	+PR 1KT	2	83.7858-0140.3	330837	L= 140
<b>AUDI - A2 (8Z0) 02/00→08/05</b>								
<b>Bremsattel</b>								
1.2 TDI	45	03/01→08/05	←	☐; → 07/05		11.9486-0009.2	220841	ATE Ø 48 - Halter
			←	☐; → 07/05		11.9486-0010.2	220842	ATE Ø 48 - Halter
1.4	55	02/00→08/05	←	☐; 06/00→ 07/05		11.9541-9549.2	220575	ATE Ø 54 - Halter
1.4 TDI	55	02/00→08/05	←	☐; 06/00→ 07/05		11.9541-9550.2	220576	ATE Ø 54 - Halter
1.4 TDI	66	11/03→08/05	←	☐; → 07/05		11.9541-9549.2	220575	ATE Ø 54 - Halter
1.6 FSI	81	05/02→08/05	←	☐; → 07/05		11.9541-9550.2	220576	ATE Ø 54 - Halter
			→	☐; → 07/05		24.3344-1709.5	240810	TRW Ø 34 - Halter
			→	☐; → 07/05		24.3344-1710.5	240811	TRW Ø 34 - Halter
<b>Führungshülzensatz, Bremsattel</b>								
1.2 TDI	45	03/01→08/05	←	→ 07/05		11.0101-5409.2	260035	ATE
1.4 TDI	66	11/03→08/05						
1.6 FSI	81	05/02→08/05						








	kw			 	! #		
<b>AUDI - A2 (8Z0) 02/00→08/05</b>							
<b>Führungshülzensatz, Bremsattel</b>							
1.4 1.4 TDI	55 55	02/00→08/05 02/00→08/05	←	06/00→ 07/05		11.0101-5409.2 260035	ATE
<b>Führungsbolzen, Bremsattel</b>							
1.2 TDI	45	03/01→08/05		→ 07/05		11.8171-0008.1 990049	ATE
1.4 1.4 TDI	55 55	02/00→08/05 02/00→08/05	←	06/00→ 07/05		11.8171-0069.1 250152	ATE
1.4 TDI 1.6 FSI	66 81	11/03→08/05 05/02→08/05	←	→ 07/05		11.8171-0069.1 250152	ATE
<b> Bremsschlauch</b>							
1.2 TDI	45	03/01→08/05	←	→ 07/05	2	83.6243-0385.3 330632	L= 380
			→	→ 07/05	2	24.5242-0190.3 330675	L= 190
1.4 1.4 TDI	55 55	02/00→08/05 02/00→08/05	←	06/00→ 07/05	2	83.6238-0508.3 330631	L= 505
			→	06/00→ 07/05	2	24.5242-0190.3 330675	L= 190
1.4 TDI 1.6 FSI	66 81	11/03→08/05 05/02→08/05	←	→ 07/05	2	83.6238-0508.3 330631	L= 505
			→	→ 07/05	2	24.5242-0190.3 330675	L= 190
<b>AUDI - A3 (8L1) 09/96→06/03</b>							
<b> Bremsattel</b>							
1.6 1.6 1.8 1.8 T	74 75 92 110	09/96→05/03 08/00→05/03 09/96→05/03 12/96→05/03	←	 ; 8L-W-094815→; +PR 1LQ,1LR,1LS,1ZP		11.9541-9549.2 220575	ATE Ø 54 - Halter
			←	 ; → 8L-W-094814; +PR 1LQ,1LR,1LS		11.9541-9549.2 220575	ATE Ø 54 - Halter
			←	 ; → 8L-W-094814; +PR 1LQ,1LR,1LS		11.9541-9550.2 220576	ATE Ø 54 - Halter
			←	 ; 8L-W-094815→; +PR 1LQ,1LR,1LS,1ZP		11.9541-9550.2 220576	ATE Ø 54 - Halter
			←	 ; +PR 1LE,1LN,1ZD		24.3541-8523.5 240551	ATE Ø 54 - Halter
			←	 ; +PR 1LE,1LN,1ZD		24.3541-8524.5 240552	ATE Ø 54 - Halter
			→	 ; → 8L-X-200000; +PR 1KK		24.3384-1723.7 220523	TRW Ø 38 - Halter
			→	 ; → 8L-X-200000; +PR 1KK		24.3384-1724.7 220524	TRW Ø 38 - Halter
			→	 ; 8L-Y-000001→; +PR 1KK,1KV		24.3384-1729.5 240816	TRW Ø 38 - Halter
			→	 ; 8L-Y-000001→; +PR 1KK,1KV		24.3384-1730.5 240817	TRW Ø 38 - Halter
1.8 T	132	12/98→05/03	←	 ; +PR 1LQ,1LR,1LS,1ZP		11.9541-9549.2 220575	ATE Ø 54 - Halter
			←	 ; +PR 1LQ,1LR,1LS,1ZP		11.9541-9550.2 220576	ATE Ø 54 - Halter
			←	 ; +PR 1LE,1LN,1ZD		24.3541-8523.5 240551	ATE Ø 54 - Halter
			←	 ; +PR 1LE,1LN,1ZD		24.3541-8524.5 240552	ATE Ø 54 - Halter
			→	 ; → 8L-X-200000; +PR 1KK		24.3384-1723.7 220523	TRW Ø 38 - Halter
			→	 ; → 8L-X-200000; +PR 1KK		24.3384-1724.7 220524	TRW Ø 38 - Halter
			→	 ; 8L-Y-000001→; +PR 1KK,1KV		24.3384-1729.5 240816	TRW Ø 38 - Halter
			→	 ; 8L-Y-000001→; +PR 1KK,1KV		24.3384-1730.5 240817	TRW Ø 38 - Halter
1.8 T quattro	110	12/96→05/03	←	 ; 08/98→; +PR 1LQ,1LR,1LS,1ZP		11.9541-9549.2 220575	ATE Ø 54 - Halter
			←	 ; 08/98→; +PR 1LQ,1LR,1LS,1ZP		11.9541-9550.2 220576	ATE Ø 54 - Halter
			←	 ; 08/98→; +PR 1LE,1LN,1ZD		24.3541-8523.5 240551	ATE Ø 54 - Halter
			←	 ; 08/98→; +PR 1LE,1LN,1ZD		24.3541-8524.5 240552	ATE Ø 54 - Halter
			→	 ; 08/98→; +PR 1KE		24.3414-1705.7 220549	TRW Ø 41 - Halter
			→	 ; 08/98→; +PR 1KE		24.3414-1706.7 220550	TRW Ø 41 - Halter
1.8 T quattro	132	10/98→05/03	←	 ; +PR 1LQ,1LR,1LS,1ZP		11.9541-9549.2 220575	ATE Ø 54 - Halter
			←	 ; +PR 1LQ,1LR,1LS,1ZP		11.9541-9550.2 220576	ATE Ø 54 - Halter
			←	 ; +PR 1LE,1LN,1ZD		24.3541-8523.5 240551	ATE Ø 54 - Halter
			←	 ; +PR 1LE,1LN,1ZD		24.3541-8524.5 240552	ATE Ø 54 - Halter
			→	 ; +PR 1KE		24.3414-1705.7 220549	TRW Ø 41 - Halter
			→	 ; +PR 1KE		24.3414-1706.7 220550	TRW Ø 41 - Halter
1.9 TDI 1.9 TDI	66 81	09/96→07/01 08/97→07/01	←	 ; → 8L-W-094814; +PR 1LQ,1LR,1LS		11.9541-9549.2 220575	ATE Ø 54 - Halter
			←	 ; 8L-W-094815→; → 06/01; +PR 1LQ,1LR,1LS,1ZP		11.9541-9549.2 220575	ATE Ø 54 - Halter
			←	 ; → 8L-W-094814; +PR 1LQ,1LR,1LS		11.9541-9550.2 220576	ATE Ø 54 - Halter
			←	 ; 8L-W-094815→; → 06/01; +PR 1LQ,1LR,1LS,1ZP		11.9541-9550.2 220576	ATE Ø 54 - Halter
↓							

	kw			 	! #		
<b>AUDI - A3 (8L1) 09/96→06/03</b>							
<b>Bremssattel</b>							
1.9 TDI 1.9 TDI	66 81	09/96→07/01 08/97→07/01	←	☐; → 06/01; +PR 1LE,1LN,1ZD		24.3541-8523.5 240551	ATE Ø 54 - Halter
			←	☐; → 06/01; +PR 1LE,1LN,1ZD		24.3541-8524.5 240552	ATE Ø 54 - Halter
			→	☐; → 8L-X-200000; +PR 1KK		24.3384-1723.7 220523	TRW Ø 38 - Halter
			→	☐; → 8L-X-200000; +PR 1KK		24.3384-1724.7 220524	TRW Ø 38 - Halter
			→	☐; 8L-Y-000001→; → 06/01; +PR 1KK,1KV		24.3384-1729.5 240816	TRW Ø 38 - Halter
			→	☐; 8L-Y-000001→; → 06/01; +PR 1KK,1KV		24.3384-1730.5 240817	TRW Ø 38 - Halter
1.9 TDI	74	10/00→05/03	←	☐; +PR 1LQ,1LR,1LS,1ZP		11.9541-9549.2 220575	ATE Ø 54 - Halter
			←	☐; +PR 1LQ,1LR,1LS,1ZP		11.9541-9550.2 220576	ATE Ø 54 - Halter
			←	☐; +PR 1LE,1LN,1ZD		24.3541-8523.5 240551	ATE Ø 54 - Halter
			←	☐; +PR 1LE,1LN,1ZD		24.3541-8524.5 240552	ATE Ø 54 - Halter
			→	☐; +PR 1KK,1KV		24.3384-1729.5 240816	TRW Ø 38 - Halter
			→	☐; +PR 1KK,1KV		24.3384-1730.5 240817	TRW Ø 38 - Halter
1.9 TDI	96	08/00→05/03	←	☐; 09/00→; +PR 1LQ,1LR,1LS,1ZP		11.9541-9549.2 220575	ATE Ø 54 - Halter
			←	☐; 09/00→; +PR 1LQ,1LR,1LS,1ZP		11.9541-9550.2 220576	ATE Ø 54 - Halter
			←	☐; 09/00→; +PR 1LE,1LN,1ZD		24.3541-8523.5 240551	ATE Ø 54 - Halter
			←	☐; 09/00→; +PR 1LE,1LN,1ZD		24.3541-8524.5 240552	ATE Ø 54 - Halter
			→	☐; 09/00→; +PR 1KK,1KV		24.3384-1729.5 240816	TRW Ø 38 - Halter
			→	☐; 09/00→; +PR 1KK,1KV		24.3384-1730.5 240817	TRW Ø 38 - Halter
1.9 TDI quattro	96	08/00→05/03	←	☐; 09/00→; +PR 1LQ,1LR,1LS,1ZP		11.9541-9549.2 220575	ATE Ø 54 - Halter
			←	☐; 09/00→; +PR 1LQ,1LR,1LS,1ZP		11.9541-9550.2 220576	ATE Ø 54 - Halter
			←	☐; 09/00→; +PR 1LE,1LN,1ZD		24.3541-8523.5 240551	ATE Ø 54 - Halter
			←	☐; 09/00→; +PR 1LE,1LN,1ZD		24.3541-8524.5 240552	ATE Ø 54 - Halter
			→	☐; 09/00→; +PR 1KE		24.3414-1705.7 220549	TRW Ø 41 - Halter
			→	☐; 09/00→; +PR 1KE		24.3414-1706.7 220550	TRW Ø 41 - Halter
S3 quattro S3 quattro	154 165	03/99→04/02 10/01→05/03	←	☐; +PR 1LQ,1LR,1LS,1ZP		11.9541-9549.2 220575	ATE Ø 54 - Halter
			←	☐; +PR 1LQ,1LR,1LS,1ZP		11.9541-9550.2 220576	ATE Ø 54 - Halter
			←	☐; +PR 1LT		11.9541-9595.2 220501	ATE Ø 54 - Halter
			←	☐; +PR 1LT		11.9541-9596.2 220502	ATE Ø 54 - Halter
			←	☐; +PR 1LE,1LN,1ZD		24.3541-8523.5 240551	ATE Ø 54 - Halter
			←	☐; +PR 1LE,1LN,1ZD		24.3541-8524.5 240552	ATE Ø 54 - Halter
			→	☐; +PR 1KF		24.3384-1745.7 220609	TRW Ø 38 - Halter
<b>Halter, Bremssattel</b>							
1.6 1.6 1.8 1.8 T 1.8 T 1.8 T quattro 1.9 TDI	74 75 92 110 132 132 74	09/96→05/03 08/00→05/03 09/96→05/03 12/96→05/03 12/98→05/03 10/98→05/03 10/00→05/03	←	+PR 1LE,1LN,1ZD	2	11.8170-0306.1 260102	ATE
1.8 T quattro	110	12/96→05/03	←	08/98→; +PR 1LE,1LN,1ZD	2	11.8170-0306.1 260102	ATE
1.9 TDI 1.9 TDI	66 81	09/96→07/01 08/97→07/01	←	→ 06/01; +PR 1LE,1LN,1ZD	2	11.8170-0306.1 260102	ATE
1.9 TDI 1.9 TDI quattro	96 96	08/00→05/03 08/00→05/03	←	09/00→; +PR 1LE,1LN,1ZD	2	11.8170-0306.1 260102	ATE
S3 quattro S3 quattro	154 165	03/99→04/02 10/01→05/03	←	+PR 1LT	2	11.0230-0451.1 260130	ATE
			←	+PR 1LE,1LN,1ZD	2	11.8170-0306.1 260102	ATE
<b>Feder, Bremssattel</b>							
1.6 1.6 1.8 1.8 T 1.8 T 1.8 T quattro 1.9 TDI	74 75 92 110 132 132 74	09/96→05/03 08/00→05/03 09/96→05/03 12/96→05/03 12/98→05/03 10/98→05/03 10/00→05/03		+PR 1LE,1LN,1ZD	2	11.8116-0143.1 390513	ATE
1.8 T quattro	110	12/96→05/03		08/98→; +PR 1LE,1LN,1ZD	2	11.8116-0143.1 390513	ATE
1.9 TDI 1.9 TDI	66 81	09/96→07/01 08/97→07/01		→ 06/01; +PR 1LE,1LN,1ZD	2	11.8116-0143.1 390513	ATE
1.9 TDI ↓	96	08/00→05/03		09/00→; +PR 1LE,1LN,1ZD	2	11.8116-0143.1 390513	ATE








	kW			 	! #		
<b>AUDI - A3 (8L1) 09/96→06/03</b>							
<b>Feder, Bremssattel</b>							
1.9 TDI quattro	96	08/00→05/03		09/00→; +PR 1LE,1LN,1ZD	2	11.8116-0143.1 390513	ATE
S3 quattro	154	03/99→04/02		+PR 1LE,1LN,1ZD	2	11.8116-0143.1 390513	ATE
S3 quattro	165	10/01→05/03	←	+PR 1LT	2	11.8116-0143.1 390513	ATE
<b>Führungshülzensatz, Bremssattel</b>							
1.6	74	09/96→05/03	←	→ 8L-W-094814; +PR 1LQ,1LR,1LS		11.0101-5409.2 260035	ATE
1.6	75	08/00→05/03					
1.8	92	09/96→05/03	←	+PR 1LE,1LN,1ZD		11.0101-5409.2 260035	ATE
1.8 T	110	12/96→05/03	←	8L-W-094815→; +PR 1LQ,1LR,1LS,1ZP		11.0101-5409.2 260035	ATE
1.8 T	132	12/98→05/03	←	+PR 1LE,1LN,1ZD		11.0101-5409.2 260035	ATE
1.8 T quattro	132	10/98→05/03	←	+PR 1LQ,1LR,1LS,1ZP		11.0101-5409.2 260035	ATE
1.9 TDI	74	10/00→05/03	←	+PR 1LT			
1.8 T quattro	110	12/96→05/03	←	08/98→; +PR 1LQ,1LR,1LS,1ZP		11.0101-5409.2 260035	ATE
			←	08/98→; +PR 1LE,1LN,1ZD		11.0101-5409.2 260035	ATE
1.9 TDI	66	09/96→07/01	←	→ 8L-W-094814; +PR 1LQ,1LR,1LS		11.0101-5409.2 260035	ATE
1.9 TDI	81	08/97→07/01	←	→ 06/01; +PR 1LE,1LN,1ZD		11.0101-5409.2 260035	ATE
			←	8L-W-094815→; → 06/01; +PR 1LQ,1LR,1LS,1ZP		11.0101-5409.2 260035	ATE
1.9 TDI	96	08/00→05/03	←	09/00→; +PR 1LQ,1LR,1LS,1ZP		11.0101-5409.2 260035	ATE
1.9 TDI quattro	96	08/00→05/03	←	09/00→; +PR 1LE,1LN,1ZD		11.0101-5409.2 260035	ATE
S3 quattro	154	03/99→04/02	←	+PR 1LE,1LN,1ZD		11.0101-5409.2 260035	ATE
S3 quattro	165	10/01→05/03	←	+PR 1LQ,1LR,1LS,1ZP		11.0101-5409.2 260035	ATE
			←	+PR 1LT		11.0101-5409.2 260035	ATE
<b>Führungsbolzen, Bremssattel</b>							
1.6	74	09/96→05/03		8L-W-094815→; +PR 1LQ,1LR,1LS,1ZP		11.8171-0008.1 990049	ATE
1.6	75	08/00→05/03		+PR 1LE,1LN,1ZD		11.8171-0008.1 990049	ATE
1.8	92	09/96→05/03					
1.8 T	110	12/96→05/03		→ 8L-W-094814; +PR 1LQ,1LR,1LS		11.8171-0008.1 990049	ATE
1.8 T	132	12/98→05/03		+PR 1LE,1LN,1ZD		11.8171-0008.1 990049	ATE
1.8 T quattro	132	10/98→05/03		+PR 1LQ,1LR,1LS,1ZP		11.8171-0008.1 990049	ATE
1.9 TDI	74	10/00→05/03					
1.8 T quattro	110	12/96→05/03		08/98→; +PR 1LE,1LN,1ZD		11.8171-0008.1 990049	ATE
				08/98→; +PR 1LQ,1LR,1LS,1ZP		11.8171-0008.1 990049	ATE
1.9 TDI	66	09/96→07/01		→ 06/01; +PR 1LE,1LN,1ZD		11.8171-0008.1 990049	ATE
1.9 TDI	81	08/97→07/01		8L-W-094815→; → 06/01; +PR 1LQ,1LR,1LS,1ZP		11.8171-0008.1 990049	ATE
				→ 8L-W-094814; +PR 1LQ,1LR,1LS		11.8171-0008.1 990049	ATE
1.9 TDI	96	08/00→05/03		09/00→; +PR 1LQ,1LR,1LS,1ZP		11.8171-0008.1 990049	ATE
1.9 TDI quattro	96	08/00→05/03		09/00→; +PR 1LE,1LN,1ZD		11.8171-0008.1 990049	ATE
S3 quattro	154	03/99→04/02		+PR 1LE,1LN,1ZD		11.8171-0008.1 990049	ATE
S3 quattro	165	10/01→05/03		+PR 1LT		11.8171-0008.1 990049	ATE
				+PR 1LQ,1LR,1LS,1ZP		11.8171-0008.1 990049	ATE
<b>Dichtungssatz, Bremssattel</b>							
1.6	74	09/96→05/03	←	→ 8L-W-094814; +PR 1LQ,1LR,1LS		11.0441-5409.2 250031	ATE
1.6	75	08/00→05/03					
1.8	92	09/96→05/03	←	+PR 1LE,1LN,1ZD		11.0441-5409.2 250031	ATE
1.8 T	110	12/96→05/03					
1.8 T	132	12/98→05/03	←	+PR 1LE,1LN,1ZD		11.0441-5409.2 250031	ATE
1.8 T quattro	132	10/98→05/03					
1.9 TDI	74	10/00→05/03					
1.8 T quattro	110	12/96→05/03	←	08/98→; +PR 1LE,1LN,1ZD		11.0441-5409.2 250031	ATE
1.9 TDI	66	09/96→07/01	←	→ 8L-W-094814; +PR 1LQ,1LR,1LS		11.0441-5409.2 250031	ATE
1.9 TDI	81	08/97→07/01	←	→ 06/01; +PR 1LE,1LN,1ZD		11.0441-5409.2 250031	ATE
1.9 TDI	96	08/00→05/03	←	09/00→; +PR 1LE,1LN,1ZD		11.0441-5409.2 250031	ATE
1.9 TDI quattro	96	08/00→05/03					
S3 quattro	154	03/99→04/02	←	+PR 1LE,1LN,1ZD		11.0441-5409.2 250031	ATE
S3 quattro	165	10/01→05/03	←	+PR 1LT		11.0441-5409.2 250031	ATE
<b>Bremsschlauch</b>							
1.6	74	09/96→05/03	←		2	24.5143-0439.3 331411	L= 439
1.6	75	08/00→05/03					
1.8	92	09/96→05/03	→	☐ / am Bremssattel		24.1253-0010.3 331066	L= 233 mit Rohrleitung
1.8 T	110	12/96→05/03	→	☐ / am Bremssattel		24.1253-0020.3 331067	L= 233 mit Rohrleitung
1.8 T	132	12/98→05/03					
1.9 TDI	74	10/00→05/03	→		2	83.7858-0140.3 330837	L= 140
↓							








	kW			 	! #		
<b>AUDI - A3 (8L1) 09/96→06/03</b>							
 <b>Bremsschlauch</b>							
1.8 T quattro	110	12/96→05/03	←	08/98→	2	24.5143-0569.3 331398	L= 569
			→	08/98→	2	83.7858-0140.3 330837	L= 140
1.8 T quattro	132	10/98→05/03	←		2	24.5143-0569.3 331398	L= 569
			→		2	83.7858-0140.3 330837	L= 140
1.9 TDI 1.9 TDI	66 81	09/96→07/01 08/97→07/01	←	→ 06/01	2	24.5143-0439.3 331411	L= 439
			→	 / am Bremssattel; → 06/01		24.1253-0010.3 331066	L= 233 mit Rohrleitung
			→	 / am Bremssattel; → 06/01		24.1253-0020.3 331067	L= 233 mit Rohrleitung
			→	→ 06/01	2	83.7858-0140.3 330837	L= 140
1.9 TDI	96	08/00→05/03	←	09/00→	2	24.5143-0439.3 331411	L= 439
			→	 / am Bremssattel; 09/00→		24.1253-0010.3 331066	L= 233 mit Rohrleitung
			→	 / am Bremssattel; 09/00→		24.1253-0020.3 331067	L= 233 mit Rohrleitung
			→	09/00→	2	83.7858-0140.3 330837	L= 140
1.9 TDI quattro	96	08/00→05/03	←	09/00→	2	24.5143-0569.3 331398	L= 569
			→	09/00→	2	83.7858-0140.3 330837	L= 140
S3 quattro	154	03/99→04/02	←	→ 08/00	2	24.5143-0569.3 331398	L= 569
			←	09/00→	2	83.6252-0560.3 330557	L= 560
			→		2	83.7858-0140.3 330837	L= 140
S3 quattro	165	10/01→05/03	←		2	83.6252-0560.3 330557	L= 560
			→		2	83.7858-0140.3 330837	L= 140
<b>AUDI - A3 (8P1) 05/03→08/12</b>							
 <b>Bremssattel</b>							
1.2 TSI 1.6 TDI	77 77	04/10→08/12 05/09→08/12	←	 ; +PR 1ZF,1ZM		11.9541-9549.2 220575	ATE Ø 54 - Halter
			←	 ; +PR 1ZF,1ZM		11.9541-9550.2 220576	ATE Ø 54 - Halter
			←	 ; +PR 1ZE,1ZP		11.9541-9553.2 220563	ATE Ø 54 - Halter
			←	 ; +PR 1ZD,1LJ,1ZA		11.9541-9553.2 220563	ATE Ø 54 - Halter
			←	 ; +PR 1ZD,1LJ,1ZA		11.9541-9554.2 220564	ATE Ø 54 - Halter
			←	 ; +PR 1ZE,1ZP		11.9541-9554.2 220564	ATE Ø 54 - Halter
			←	 ; +PR 1LK		11.9576-9995.2 220651	ATE Ø 57 - Halter
			←	 ; +PR 1LK		11.9576-9996.2 220652	ATE Ø 57 - Halter
			→	 ; +PR 1KQ,1KD		24.3384-1755.5 240886	TRW Ø 38 - Halter
			→	 ; +PR 1KQ,1KD		24.3384-1756.5 240887	TRW Ø 38 - Halter
			→	 ; +PR 1KZ		24.3387-1717.7 220757	TRW Ø 38 - Halter
			→	 ; +PR 1KZ		24.3387-1718.5 240873	TRW Ø 38 - Halter
			→	 ; +PR 1KE		24.3414-1709.5 240834	TRW Ø 41 - Halter
			→	 ; +PR 1KE		24.3414-1710.5 240835	TRW Ø 41 - Halter
1.4 TFSI	92	09/07→08/12	←	 ; +PR 1ZF;1ZM		11.9541-9549.2 220575	ATE Ø 54 - Halter
			←	 ; +PR 1ZF;1ZM		11.9541-9550.2 220576	ATE Ø 54 - Halter
			←	 ; +PR 1ZE;1ZP		11.9541-9553.2 220563	ATE Ø 54 - Halter
			←	 ; +PR 1ZD,1LJ,1ZA		11.9541-9553.2 220563	ATE Ø 54 - Halter
			←	 ; +PR 1ZD,1LJ,1ZA		11.9541-9554.2 220564	ATE Ø 54 - Halter
			←	 ; +PR 1ZE;1ZP		11.9541-9554.2 220564	ATE Ø 54 - Halter
			←	 ; +PR 1LK		11.9576-9995.2 220651	ATE Ø 57 - Halter
			←	 ; +PR 1LK		11.9576-9996.2 220652	ATE Ø 57 - Halter
			→	 ; +PR 1KQ;1KD		24.3384-1755.5 240886	TRW Ø 38 - Halter
			→	 ; +PR 1KQ;1KD		24.3384-1756.5 240887	TRW Ø 38 - Halter
			→	 ; +PR 1KZ		24.3387-1717.7 220757	TRW Ø 38 - Halter
			→	 ; +PR 1KZ		24.3387-1718.5 240873	TRW Ø 38 - Halter
			→	 ; +PR 1KE		24.3414-1709.5 240834	TRW Ø 41 - Halter
			→	 ; +PR 1KE		24.3414-1710.5 240835	TRW Ø 41 - Halter
1.6 1.6 E-Power 1.6 FSI 2.0 FSI 2.0 TDI	75 75 85 110 100	05/03→08/12 01/11→08/12 08/03→09/07 05/03→06/08 05/03→08/12	←	 ; +PR 1ZF;1ZM		11.9541-9549.2 220575	ATE Ø 54 - Halter
			←	 ; +PR 1ZF;1ZM		11.9541-9550.2 220576	ATE Ø 54 - Halter
			←	 ; +PR 1ZD,1LJ,1ZA		11.9541-9553.2 220563	ATE Ø 54 - Halter
			↓				








	kw			 	! #		
<b>AUDI - A3 (8P1) 05/03→08/12</b>							
 <b>Bremssattel</b>							
2.0 TDI 2.0 TDI 2.0 TDI 16V 2.0 TFSI	103 125 103 147	06/05→06/08 03/06→08/12 05/03→08/12 09/04→08/12	←	☐; +PR 1ZE;1ZP	11.9541-9553.2	220563	ATE Ø 54 - Halter
			←	☐; +PR 1ZE;1ZP	11.9541-9554.2	220564	ATE Ø 54 - Halter
			←	☐; +PR 1ZD,1LJ,1ZA	11.9541-9554.2	220564	ATE Ø 54 - Halter
			←	☐; +PR 1LK	11.9576-9995.2	220651	ATE Ø 57 - Halter
			←	☐; +PR 1LK	11.9576-9996.2	220652	ATE Ø 57 - Halter
			→	☐; +PR 1KQ,1KD	24.3384-1755.5	240886	TRW Ø 38 - Halter
			→	☐; +PR 1KQ,1KD	24.3384-1756.5	240887	TRW Ø 38 - Halter
			→	☐; +PR 1KZ	24.3387-1717.7	220757	TRW Ø 38 - Halter
			→	☐; +PR 1KZ	24.3387-1718.5	240873	TRW Ø 38 - Halter
			→	☐; +PR 1KE	24.3414-1709.5	240834	TRW Ø 41 - Halter
			→	☐; +PR 1KE	24.3414-1710.5	240835	TRW Ø 41 - Halter
1.6 TDI	66	05/09→08/12	←	☐; +PR 1ZF,1ZM	11.9541-9549.2	220575	ATE Ø 54 - Halter
			←	☐; +PR 1ZF,1ZM	11.9541-9550.2	220576	ATE Ø 54 - Halter
			←	☐; +PR 1ZD,1LJ,1ZA	11.9541-9553.2	220563	ATE Ø 54 - Halter
			←	☐; +PR 1ZE,1ZP	11.9541-9553.2	220563	ATE Ø 54 - Halter
			←	☐; +PR 1ZE,1ZP	11.9541-9554.2	220564	ATE Ø 54 - Halter
			←	☐; +PR 1ZD,1LJ,1ZA	11.9541-9554.2	220564	ATE Ø 54 - Halter
			←	☐; +PR 1LK	11.9576-9995.2	220651	ATE Ø 57 - Halter
			←	☐; +PR 1LK	11.9576-9996.2	220652	ATE Ø 57 - Halter
			→	☐; +PR 1KQ, 1KD	24.3384-1755.5	240886	TRW Ø 38 - Halter
			→	☐; +PR 1KQ, 1KD	24.3384-1756.5	240887	TRW Ø 38 - Halter
			→	☐; +PR 1KZ	24.3387-1717.7	220757	TRW Ø 38 - Halter
→	☐; +PR 1KZ	24.3387-1718.5	240873	TRW Ø 38 - Halter			
→	☐; +PR 1KE	24.3414-1709.5	240834	TRW Ø 41 - Halter			
→	☐; +PR 1KE	24.3414-1710.5	240835	TRW Ø 41 - Halter			
1.8 T 1.8 TFSI	110 118	08/06→08/12 11/06→08/12	←	☐; 01/07→; +PR 1ZF;1ZM	11.9541-9549.2	220575	ATE Ø 54 - Halter
			←	☐; 01/07→; +PR 1ZF;1ZM	11.9541-9550.2	220576	ATE Ø 54 - Halter
			←	☐; 01/07→; +PR 1ZD,1LJ,1ZA	11.9541-9553.2	220563	ATE Ø 54 - Halter
			←	☐; 01/07→; +PR 1ZE;1ZP	11.9541-9553.2	220563	ATE Ø 54 - Halter
			←	☐; 01/07→; +PR 1ZE;1ZP	11.9541-9554.2	220564	ATE Ø 54 - Halter
			←	☐; 01/07→; +PR 1ZD,1LJ,1ZA	11.9541-9554.2	220564	ATE Ø 54 - Halter
			←	☐; 01/07→; +PR 1LK	11.9576-9995.2	220651	ATE Ø 57 - Halter
			←	☐; 01/07→; +PR 1LK	11.9576-9996.2	220652	ATE Ø 57 - Halter
			→	☐; 01/07→; +PR 1KQ;1KD	24.3384-1755.5	240886	TRW Ø 38 - Halter
			→	☐; 01/07→; +PR 1KQ;1KD	24.3384-1756.5	240887	TRW Ø 38 - Halter
			→	☐; 01/07→; +PR 1KZ	24.3387-1717.7	220757	TRW Ø 38 - Halter
→	☐; 01/07→; +PR 1KZ	24.3387-1718.5	240873	TRW Ø 38 - Halter			
→	☐; 01/07→; +PR 1KE	24.3414-1709.5	240834	TRW Ø 41 - Halter			
→	☐; 01/07→; +PR 1KE	24.3414-1710.5	240835	TRW Ø 41 - Halter			
1.8 TFSI quattro 3.2 V6 quattro	118 184	07/08→08/12 07/03→05/09	←	☐; +PR 1ZF;1ZM	11.9541-9549.2	220575	ATE Ø 54 - Halter
			←	☐; +PR 1ZF;1ZM	11.9541-9550.2	220576	ATE Ø 54 - Halter
			←	☐; +PR 1ZE;1ZP	11.9541-9553.2	220563	ATE Ø 54 - Halter
			←	☐; +PR 1ZD,1LJ,1ZA	11.9541-9553.2	220563	ATE Ø 54 - Halter
			←	☐; +PR 1ZE;1ZP	11.9541-9554.2	220564	ATE Ø 54 - Halter
			←	☐; +PR 1ZD,1LJ,1ZA	11.9541-9554.2	220564	ATE Ø 54 - Halter
			←	☐; +PR 1LK	11.9576-9995.2	220651	ATE Ø 57 - Halter
			←	☐; +PR 1LK	11.9576-9996.2	220652	ATE Ø 57 - Halter
1.9 TDI	77	05/03→05/10	←	☐; 06/03→; +PR 1ZF;1ZM	11.9541-9549.2	220575	ATE Ø 54 - Halter
			←	☐; 06/03→; +PR 1ZF;1ZM	11.9541-9550.2	220576	ATE Ø 54 - Halter
			←	☐; 06/03→; +PR 1ZD,1LJ,1ZA	11.9541-9553.2	220563	ATE Ø 54 - Halter
↓							









	kw			 	! #			
<b>AUDI - A3 (8P1) 05/03→08/12</b>								
<b>Bremssattel</b>								
1.9 TDI	77	05/03→05/10	←	☐; 06/03→; +PR 1ZE;1ZP		11.9541-9553.2	220563	ATE Ø 54 - Halter
			←	☐; 06/03→; +PR 1ZE;1ZP		11.9541-9554.2	220564	ATE Ø 54 - Halter
			←	☐; 06/03→; +PR 1ZD,1LJ,1ZA		11.9541-9554.2	220564	ATE Ø 54 - Halter
			←	☐; 06/03→; +PR 1LK		11.9576-9995.2	220651	ATE Ø 57 - Halter
			←	☐; 06/03→; +PR 1LK		11.9576-9996.2	220652	ATE Ø 57 - Halter
			→	☐; 06/03→; +PR 1KQ,1KD		24.3384-1755.5	240886	TRW Ø 38 - Halter
			→	☐; 06/03→; +PR 1KQ,1KD		24.3384-1756.5	240887	TRW Ø 38 - Halter
			→	☐; 06/03→; +PR 1KZ		24.3387-1717.7	220757	TRW Ø 38 - Halter
			→	☐; 06/03→; +PR 1KZ		24.3387-1718.5	240873	TRW Ø 38 - Halter
			→	☐; 06/03→; +PR 1KE		24.3414-1709.5	240834	TRW Ø 41 - Halter
			→	☐; 06/03→; +PR 1KE		24.3414-1710.5	240835	TRW Ø 41 - Halter
			2.0 TDI	120	06/06→06/08	←	☐; +PR 1ZF;1ZM	
←	☐; +PR 1ZF;1ZM					11.9541-9550.2	220576	ATE Ø 54 - Halter
←	☐; +PR 1ZE;1ZP					11.9541-9553.2	220563	ATE Ø 54 - Halter
←	☐; +PR 1ZD,1LJ,1ZA					11.9541-9553.2	220563	ATE Ø 54 - Halter
←	☐; +PR 1ZE;1ZP					11.9541-9554.2	220564	ATE Ø 54 - Halter
←	☐; +PR 1ZD,1LJ,1ZA					11.9541-9554.2	220564	ATE Ø 54 - Halter
←	☐; +PR 1LK					11.9576-9995.2	220651	ATE Ø 57 - Halter
←	☐; +PR 1LK					11.9576-9996.2	220652	ATE Ø 57 - Halter
→	☐; +PR 1KQ, 1KD					24.3384-1755.5	240886	TRW Ø 38 - Halter
→	☐; +PR 1KQ, 1KD					24.3384-1756.5	240887	TRW Ø 38 - Halter
→	☐; +PR 1KZ					24.3387-1717.7	220757	TRW Ø 38 - Halter
→	☐; +PR 1KZ					24.3387-1718.5	240873	TRW Ø 38 - Halter
→	☐; +PR 1KE					24.3414-1709.5	240834	TRW Ø 41 - Halter
→	☐; +PR 1KF;1KJ;1KU					24.3414-1709.5	240834	TRW Ø 41 - Halter
→	☐; +PR 1KF;1KJ;1KU		24.3414-1710.5	240835	TRW Ø 41 - Halter			
→	☐; +PR 1KE		24.3414-1710.5	240835	TRW Ø 41 - Halter			
2.0 TDI 16V quattro	103	08/04→08/12	←	☐; +PR 1ZF;1ZM		11.9541-9549.2	220575	ATE Ø 54 - Halter
2.0 TDI quattro	100	05/03→06/08	←	☐; +PR 1ZF;1ZM		11.9541-9550.2	220576	ATE Ø 54 - Halter
2.0 TDI quattro	103	01/06→06/08	←	☐; +PR 1ZF;1ZM		11.9541-9550.2	220576	ATE Ø 54 - Halter
2.0 TDI quattro	125	03/06→08/12	←	☐; +PR 1ZE;1ZP		11.9541-9553.2	220563	ATE Ø 54 - Halter
2.0 TFSI quattro	147	09/04→08/12	←	☐; +PR 1ZD,1LJ,1ZA		11.9541-9553.2	220563	ATE Ø 54 - Halter
			←	☐; +PR 1ZE;1ZP		11.9541-9554.2	220564	ATE Ø 54 - Halter
			←	☐; +PR 1ZD,1LJ,1ZA		11.9541-9554.2	220564	ATE Ø 54 - Halter
			←	☐; +PR 1LK		11.9576-9995.2	220651	ATE Ø 57 - Halter
			←	☐; +PR 1LK		11.9576-9996.2	220652	ATE Ø 57 - Halter
			→	☐; +PR 1KF;1KJ;1KU		24.3414-1709.5	240834	TRW Ø 41 - Halter
			→	☐; +PR 1KF;1KJ;1KU		24.3414-1710.5	240835	TRW Ø 41 - Halter
<b>Feder, Bremssattel</b>								
1.2 TSI	77	04/10→08/12	←	+PR 1ZD,1LJ,1ZA	2	11.8116-0351.1	390538	ATE
1.6 TDI	66	05/09→08/12	←	+PR 1ZE,1ZP	2	11.8116-0351.1	390538	ATE
1.6 TDI	77	05/09→08/12	←	+PR 1LK	2	11.8116-0410.2	390589	ATE
1.4 TFSI	92	09/07→08/12	←	+PR 1ZD,1LJ,1ZA	2	11.8116-0351.1	390538	ATE
1.6	75	05/03→08/12	←	+PR 1ZE;1ZP	2	11.8116-0351.1	390538	ATE
1.6 E-Power	75	01/11→08/12	←	+PR 1ZE;1ZP	2	11.8116-0351.1	390538	ATE
1.6 FSI	85	08/03→09/07	←	+PR 1LK	2	11.8116-0410.2	390589	ATE
1.8 TFSI quattro	118	07/08→08/12						
2.0 FSI	110	05/03→06/08						
2.0 TDI	100	05/03→08/12						
2.0 TDI	103	06/05→06/08						
2.0 TDI	125	03/06→08/12						
2.0 TDI 16V	103	05/03→08/12						
2.0 TDI 16V quattro	103	08/04→08/12						
2.0 TDI quattro	100	05/03→06/08						
2.0 TDI quattro	103	01/06→06/08						
2.0 TDI quattro	125	03/06→08/12						
2.0 TFSI	147	09/04→08/12						
2.0 TFSI quattro	147	09/04→08/12						
3.2 V6 quattro	184	07/03→05/09						
↓								



















	kw			 	! #		
<b>AUDI - A3 (8P1) 05/03→08/12</b>							
<b>Feder, Bremssattel</b>							
1.8 T	110	08/06→08/12	←	01/07→; +PR 1ZE;1ZP	2	11.8116-0351.1	390538 ATE
1.8 TFSI	118	11/06→08/12	←	01/07→; +PR 1ZD,1LJ,1ZA	2	11.8116-0351.1	390538 ATE
			←	01/07→; +PR 1LK	2	11.8116-0410.2	390589 ATE
1.9 TDI	77	05/03→05/10	←	06/03→; +PR 1ZE;1ZP	2	11.8116-0351.1	390538 ATE
			←	06/03→; +PR 1ZD,1LJ,1ZA	2	11.8116-0351.1	390538 ATE
			←	06/03→; +PR 1LK	2	11.8116-0410.2	390589 ATE
2.0 TDI	120	06/06→06/08	←	+PR 1ZE; 1ZP	2	11.8116-0351.1	390538 ATE
			←	+PR 1ZD,1LJ,1ZA	2	11.8116-0351.1	390538 ATE
			←	+PR 1LK	2	11.8116-0410.2	390589 ATE
S3 quattro	188	02/07→08/12		07/08→; +PR 1ZK	2	11.8116-0006.2	390601 ATE
S3 quattro	195	11/06→08/12		+PR 1ZK	2	11.8116-0006.2	390601 ATE
<b>Führungshülzensatz, Bremssattel</b>							
1.2 TSI	77	04/10→08/12	←	+PR 1ZF,1ZM		11.0101-5409.2	260035 ATE
1.6 TDI	66	05/09→08/12	←	+PR 1ZE,1ZP		11.0101-5409.2	260035 ATE
1.6 TDI	77	05/09→08/12	←	+PR 1ZD,1LJ,1ZA		11.0101-5409.2	260035 ATE
			←	+PR 1LK		11.0101-5409.2	260035 ATE
1.4 TFSI	92	09/07→08/12	←	+PR 1LK		11.0101-5409.2	260035 ATE
1.6	75	05/03→08/12	←	+PR 1ZF,1ZM		11.0101-5409.2	260035 ATE
1.6 E-Power	75	01/11→08/12	←	+PR 1ZF,1ZM		11.0101-5409.2	260035 ATE
1.6 FSI	85	08/03→09/07	←	+PR 1ZD,1LJ,1ZA		11.0101-5409.2	260035 ATE
1.8 TFSI quattro	118	07/08→08/12	←	+PR 1ZE;1ZP		11.0101-5409.2	260035 ATE
2.0 FSI	110	05/03→06/08	←	+PR 1ZE;1ZP		11.0101-5409.2	260035 ATE
2.0 TDI	100	05/03→08/12					
2.0 TDI	103	06/05→06/08					
2.0 TDI	125	03/06→08/12					
2.0 TDI 16V	103	05/03→08/12					
2.0 TDI 16V quattro	103	08/04→08/12					
2.0 TDI quattro	100	05/03→06/08					
2.0 TDI quattro	103	01/06→06/08					
2.0 TDI quattro	125	03/06→08/12					
2.0 TFSI	147	09/04→08/12					
2.0 TFSI quattro	147	09/04→08/12					
3.2 V6 quattro	184	07/03→05/09					
1.8 T	110	08/06→08/12	←	01/07→; +PR 1LK		11.0101-5409.2	260035 ATE
1.8 TFSI	118	11/06→08/12	←	01/07→; +PR 1ZF;1ZM		11.0101-5409.2	260035 ATE
			←	01/07→; +PR 1ZE;1ZP		11.0101-5409.2	260035 ATE
			←	01/07→; +PR 1ZD,1LJ,1ZA		11.0101-5409.2	260035 ATE
1.9 TDI	77	05/03→05/10	←	06/03→; +PR 1LK		11.0101-5409.2	260035 ATE
			←	06/03→; +PR 1ZE;1ZP		11.0101-5409.2	260035 ATE
			←	06/03→; +PR 1ZD,1LJ,1ZA		11.0101-5409.2	260035 ATE
			←	06/03→; +PR 1ZF;1ZM		11.0101-5409.2	260035 ATE
2.0 TDI	120	06/06→06/08	←	+PR 1ZE; 1ZP		11.0101-5409.2	260035 ATE
			←	+PR 1ZF;1ZM		11.0101-5409.2	260035 ATE
			←	+PR 1ZD,1LJ,1ZA		11.0101-5409.2	260035 ATE
			←	+PR 1LK		11.0101-5409.2	260035 ATE
S3 quattro	188	02/07→08/12	←	07/08→; +PR 1ZK		11.0101-5409.2	260035 ATE
S3 quattro	195	11/06→08/12	←	+PR 1ZK		11.0101-5409.2	260035 ATE
<b>Führungsbolzen, Bremssattel</b>							
1.2 TSI	77	04/10→08/12		+PR 1ZE,1ZP		11.8171-0008.1	990049 ATE
1.6 TDI	66	05/09→08/12		+PR 1ZD,1LJ,1ZA		11.8171-0008.1	990049 ATE
1.6 TDI	77	05/09→08/12		+PR 1LK		11.8171-0008.1	990049 ATE
				+PR 1ZF,1ZM		11.8171-0069.1	250152 ATE
1.4 TFSI	92	09/07→08/12		+PR 1ZE;1ZP		11.8171-0008.1	990049 ATE
1.6	75	05/03→08/12		+PR 1LK		11.8171-0008.1	990049 ATE
1.6 E-Power	75	01/11→08/12		+PR 1LK		11.8171-0008.1	990049 ATE
1.6 FSI	85	08/03→09/07		+PR 1ZD,1LJ,1ZA		11.8171-0008.1	990049 ATE
1.8 TFSI quattro	118	07/08→08/12		+PR 1ZF;1ZM		11.8171-0069.1	250152 ATE
2.0 FSI	110	05/03→06/08					
2.0 TDI	100	05/03→08/12					
2.0 TDI	103	06/05→06/08					
2.0 TDI	125	03/06→08/12					
2.0 TDI 16V	103	05/03→08/12					
2.0 TDI 16V quattro	103	08/04→08/12					
↓							









	kw			 	! #		
<b>AUDI - A3 (8P1) 05/03→08/12</b>							
<b>Führungsbolzen, Bremssattel</b>							
2.0 TDI quattro	100	05/03→06/08		+PR 1ZE;1ZP		11.8171-0008.1 990049	ATE
2.0 TDI quattro	103	01/06→06/08		+PR 1LK		11.8171-0008.1 990049	ATE
2.0 TDI quattro	125	03/06→08/12					
2.0 TFSI	147	09/04→08/12		+PR 1ZD,1LJ,1ZA		11.8171-0008.1 990049	ATE
2.0 TFSI quattro	147	09/04→08/12		+PR 1ZF;1ZM		11.8171-0069.1 250152	ATE
3.2 V6 quattro	184	07/03→05/09					
1.8 T	110	08/06→08/12		01/07→; +PR 1ZE;1ZP		11.8171-0008.1 990049	ATE
1.8 TFSI	118	11/06→08/12		01/07→; +PR 1ZD,1LJ,1ZA		11.8171-0008.1 990049	ATE
				01/07→; +PR 1LK		11.8171-0008.1 990049	ATE
				01/07→; +PR 1ZF;1ZM		11.8171-0069.1 250152	ATE
1.9 TDI	77	05/03→05/10		06/03→; +PR 1LK		11.8171-0008.1 990049	ATE
				06/03→; +PR 1ZD,1LJ,1ZA		11.8171-0008.1 990049	ATE
				06/03→; +PR 1ZE;1ZP		11.8171-0008.1 990049	ATE
				06/03→; +PR 1ZF;1ZM		11.8171-0069.1 250152	ATE
2.0 TDI	120	06/06→06/08		+PR 1ZE; 1ZP		11.8171-0008.1 990049	ATE
				+PR 1LK		11.8171-0008.1 990049	ATE
				+PR 1ZD,1LJ,1ZA		11.8171-0008.1 990049	ATE
				+PR 1ZF;1ZM		11.8171-0069.1 250152	ATE
S3 quattro	188	02/07→08/12		07/08→; +PR 1ZK		11.8171-0008.1 990049	ATE
S3 quattro	195	11/06→08/12		+PR 1ZK		11.8171-0008.1 990049	ATE
<b>Zubehörsatz, Bremssattel</b>							
1.2 TSI	77	04/10→08/12	➡	+PR 1KZ		24.0101-3803.2 260101	TRW
1.4 TFSI	92	09/07→08/12					
1.6	75	05/03→08/12					
1.6 E-Power	75	01/11→08/12					
1.6 FSI	85	08/03→09/07					
1.6 TDI	66	05/09→08/12					
1.6 TDI	77	05/09→08/12					
2.0 FSI	110	05/03→06/08					
2.0 TDI	100	05/03→08/12					
2.0 TDI	103	06/05→06/08					
2.0 TDI	120	06/06→06/08					
2.0 TDI	125	03/06→08/12					
2.0 TDI 16V	103	05/03→08/12					
2.0 TFSI	147	09/04→08/12					
1.8 T	110	08/06→08/12	➡	01/07→; +PR 1KZ		24.0101-3803.2 260101	TRW
1.8 TFSI	118	11/06→08/12					
1.9 TDI	77	05/03→05/10	➡	06/03→; +PR 1KZ		24.0101-3803.2 260101	TRW
<b>Bremsschlauch</b>							
1.2 TSI	77	04/10→08/12	←	+PR 1LJ,1ZE,1ZF,1ZM	2	24.5143-0564.3 331433	L= 564
1.4 TFSI	92	09/07→08/12	←	+PR 1ZK	2	83.7249-0536.3 330900	L= 536
1.6	75	05/03→08/12	←	+PR 1LK	2	83.7849-0502.3 331125	L= 504
1.6 E-Power	75	01/11→08/12	←				
1.6 FSI	85	08/03→09/07	←				
1.6 TDI	66	05/09→08/12	➡		2	24.5204-0233.3 331430	L= 233
1.6 TDI	77	05/09→08/12					
2.0 FSI	110	05/03→06/08					
2.0 TDI	100	05/03→08/12					
2.0 TDI	103	06/05→06/08					
2.0 TDI	120	06/06→06/08					
2.0 TDI	125	03/06→08/12					
2.0 TDI 16V	103	05/03→08/12					
2.0 TDI 16V quattro	103	08/04→08/12					
2.0 TDI quattro	100	05/03→06/08					
2.0 TDI quattro	103	01/06→06/08					
2.0 TDI quattro	125	03/06→08/12					
2.0 TFSI	147	09/04→08/12					
2.0 TFSI quattro	147	09/04→08/12					
S3 quattro	195	11/06→08/12					
1.8 T	110	08/06→08/12	←	01/07→; +PR 1LJ,1ZE,1ZF,1ZM	2	24.5143-0564.3 331433	L= 564
1.8 TFSI	118	11/06→08/12	←	01/07→; +PR 1ZK	2	83.7249-0536.3 330900	L= 536
			←	01/07→; +PR 1LK	2	83.7849-0502.3 331125	L= 504
			➡	01/07→	2	24.5204-0233.3 331430	L= 233
1.8 TFSI quattro	118	07/08→08/12	←	+PR 1LJ,1ZE,1ZF,1ZM	2	24.5143-0564.3 331433	L= 564
			←	+PR 1ZK	2	83.7249-0536.3 330900	L= 536
			➡		2	24.5204-0233.3 331430	L= 233
1.9 TDI	77	05/03→05/10	←	06/03→; +PR 1LJ,1ZE,1ZF,1ZM	2	24.5143-0564.3 331433	L= 564
			←	06/03→; +PR 1ZK	2	83.7249-0536.3 330900	L= 536
			←	06/03→; +PR 1LK	2	83.7849-0502.3 331125	L= 504









	kw			 	! #		
<b>AUDI - A3 (8P1) 05/03→08/12</b>							
<b>Bremsschlauch</b>							
1.9 TDI	77	05/03→05/10	➡	06/03→	2	24.5204-0233.3 331430	L= 233
3.2 V6 quattro	184	07/03→05/09	➡	+PR 1LJ,1ZE,1ZF,1ZM	2	24.5143-0564.3 331433	L= 564
			➡	03/06→; +PR 1ZK	2	83.7249-0536.3 330900	L= 536
			➡	+PR 1LK	2	83.7849-0502.3 331125	L= 504
			➡		2	24.5204-0233.3 331430	L= 233
S3 quattro	188	02/07→08/12	➡	07/08→; +PR 1LJ,1ZE,1ZF,1ZM	2	24.5143-0564.3 331433	L= 564
			➡	07/08→; +PR 1ZK	2	83.7249-0536.3 330900	L= 536
			➡	07/08→; +PR 1LK	2	83.7849-0502.3 331125	L= 504
			➡	07/08→	2	24.5204-0233.3 331430	L= 233
<b>AUDI - A3 (8V1, 8VK) 04/12→</b>							
<b>Feder, Bremssattel</b>							
1.0 TFSI	85	07/16→		+PR 1KE	2	11.8116-0340.1 390595	ATE
1.2 TFSI	77	02/13→		+PR 1KY	2	11.8116-0340.1 390595	ATE
1.2 TFSI	81	05/14→		+PR 1KJ	2	11.8116-0340.1 390595	ATE
1.4 TFSI	92	05/14→					
1.4 TFSI	103	03/13→					
1.4 TFSI	110	05/14→					
1.6 TDI	77	10/12→					
1.6 TDI	81	09/13→					
1.6 TDI	85	02/17→					
1.8 TFSI quattro	132	08/12→					
2.0 TDI	81	01/13→					
2.0 TDI	100	05/13→					
2.0 TDI	105	09/12→					
2.0 TDI	135	05/13→					
2.0 TDI quattro	110	10/12→					
2.0 TDI quattro	135	12/12→					
2.0 TFSI	140	05/16→					
S3 quattro	206	02/13→					
S3 quattro	210	05/14→					
S3 quattro	213	07/16→					
S3 quattro	221	11/12→					
S3 quattro	228	06/16→					
1.4 TFSI	90	04/12→		08/12→; +PR 1KY	2	11.8116-0340.1 390595	ATE
1.8 TFSI	132	04/12→		08/12→; +PR 1KJ	2	11.8116-0340.1 390595	ATE
2.0 TDI	110	04/12→		08/12→; +PR 1KE	2	11.8116-0340.1 390595	ATE
2.0 TFSI quattro	140	05/16→		+PR 1KY	2	11.8116-0340.1 390595	ATE
				+PR 1KJ	2	11.8116-0340.1 390595	ATE
<b>Führungshülzensatz, Bremssattel</b>							
1.0 TFSI	85	07/16→	➡	+PR 1KE		11.0101-5407.2 260011	ATE
1.2 TFSI	77	02/13→					
1.2 TFSI	81	05/14→	➡	+PR 1KY		11.0101-5407.2 260011	ATE
1.4 TFSI	92	05/14→					
1.4 TFSI	103	03/13→	➡	+PR 1KJ		11.0101-5407.2 260011	ATE
1.4 TFSI	110	05/14→					
1.6 TDI	77	10/12→					
1.6 TDI	81	09/13→					
1.6 TDI	85	02/17→					
1.8 TFSI quattro	132	08/12→					
2.0 TDI	81	01/13→					
2.0 TDI	100	05/13→					
2.0 TDI	105	09/12→					
2.0 TDI	135	05/13→					
2.0 TDI quattro	110	10/12→					
2.0 TDI quattro	135	12/12→					
2.0 TFSI	140	05/16→					
S3 quattro	206	02/13→					
S3 quattro	210	05/14→					
S3 quattro	213	07/16→					
S3 quattro	221	11/12→					
S3 quattro	228	06/16→					
1.4 TFSI	90	04/12→	➡	08/12→; +PR 1KE		11.0101-5407.2 260011	ATE
1.8 TFSI	132	04/12→					
2.0 TDI	110	04/12→	➡	08/12→; +PR 1KY		11.0101-5407.2 260011	ATE
			➡	08/12→; +PR 1KJ		11.0101-5407.2 260011	ATE
2.0 TFSI quattro	140	05/16→		+PR 1KY		11.0101-5407.2 260011	ATE
				+PR 1KJ		11.0101-5407.2 260011	ATE
<b>Führungsbolzen, Bremssattel</b>							
1.0 TFSI	85	07/16→		+PR 1KE		11.8171-0008.1 990049	ATE
1.2 TFSI	77	02/13→					
↓							

	kw			 	! #		
<b>AUDI - A3 (8V1, 8VK) 04/12→</b>							
<b>Führungsbolzen, Bremssattel</b>							
1.2 TFSI	81	05/14→		+PR 1KY		11.8171-0008.1	990049 ATE
1.4 TFSI	92	05/14→		+PR 1KJ		11.8171-0008.1	990049 ATE
1.4 TFSI	103	03/13→					
1.4 TFSI	110	05/14→					
1.6 TDI	77	10/12→					
1.6 TDI	81	09/13→					
1.6 TDI	85	02/17→					
1.8 TFSI quattro	132	08/12→					
2.0 TDI	81	01/13→					
2.0 TDI	100	05/13→					
2.0 TDI	105	09/12→					
2.0 TDI	135	05/13→					
2.0 TDI quattro	110	10/12→					
2.0 TDI quattro	135	12/12→					
2.0 TFSI	140	05/16→					
S3 quattro	206	02/13→					
S3 quattro	210	05/14→					
S3 quattro	213	07/16→					
S3 quattro	221	11/12→					
S3 quattro	228	06/16→					
1.4 TFSI	90	04/12→		08/12→; +PR 1KJ		11.8171-0008.1	990049 ATE
1.8 TFSI	132	04/12→		08/12→; +PR 1KY		11.8171-0008.1	990049 ATE
2.0 TDI	110	04/12→		08/12→; +PR 1KE		11.8171-0008.1	990049 ATE
2.0 TFSI quattro	140	05/16→		+PR 1KY		11.8171-0008.1	990049 ATE
				+PR 1KJ		11.8171-0008.1	990049 ATE
<b>AUDI - A3 Cabriolet (8P7) 04/08→05/13</b>							
<b> Bremssattel</b>							
1.2 TFSI	77	03/10→05/13	←	☐; +PR 1ZF		11.9541-9549.2	220575 ATE Ø 54 - Halter
1.4 TFSI	92	02/11→05/13	←	☐; +PR 1ZF		11.9541-9550.2	220576 ATE Ø 54 - Halter
1.6	75	09/08→05/10	←	☐; +PR 1LJ		11.9541-9553.2	220563 ATE Ø 54 - Halter
1.6 TDI	77	05/09→05/13	←	☐; +PR 1ZE		11.9541-9553.2	220563 ATE Ø 54 - Halter
1.8 TFSI	118	04/08→05/13	←	☐; +PR 1LJ		11.9541-9554.2	220564 ATE Ø 54 - Halter
1.9 TDI	77	04/08→10/09	←	☐; +PR 1ZE		11.9541-9554.2	220564 ATE Ø 54 - Halter
2.0 TDI	100	04/08→05/13	←	☐; +PR 1KD		24.3384-1755.5	240886 TRW Ø 38 - Halter
2.0 TDI	103	04/08→05/13	←	☐; +PR 1KD		24.3384-1756.5	240887 TRW Ø 38 - Halter
2.0 TFSI	147	04/08→05/13	←	☐; +PR 1KZ		24.3387-1717.7	220757 TRW Ø 38 - Halter
			→	☐; +PR 1KZ		24.3387-1718.5	240873 TRW Ø 38 - Halter
<b>Feder, Bremssattel</b>							
1.2 TFSI	77	03/10→05/13	←	+PR 1ZE	2	11.8116-0351.1	390538 ATE
1.4 TFSI	92	02/11→05/13	←	+PR 1LJ	2	11.8116-0351.1	390538 ATE
1.6	75	09/08→05/10	←				
1.6 TDI	77	05/09→05/13					
1.8 TFSI	118	04/08→05/13					
1.9 TDI	77	04/08→10/09					
2.0 TDI	100	04/08→05/13					
2.0 TDI	103	04/08→05/13					
2.0 TFSI	147	04/08→05/13					
<b>Führungshülzensatz, Bremssattel</b>							
1.2 TFSI	77	03/10→05/13	←	+PR 1ZF		11.0101-5409.2	260035 ATE
1.4 TFSI	92	02/11→05/13	←	+PR 1ZE		11.0101-5409.2	260035 ATE
1.6	75	09/08→05/10	←	+PR 1LJ		11.0101-5409.2	260035 ATE
1.6 TDI	77	05/09→05/13	←				
1.8 TFSI	118	04/08→05/13					
1.9 TDI	77	04/08→10/09					
2.0 TDI	100	04/08→05/13					
2.0 TDI	103	04/08→05/13					
2.0 TFSI	147	04/08→05/13					
<b>Führungsbolzen, Bremssattel</b>							
1.2 TFSI	77	03/10→05/13		+PR 1ZE		11.8171-0008.1	990049 ATE
1.4 TFSI	92	02/11→05/13		+PR 1LJ		11.8171-0008.1	990049 ATE
1.6	75	09/08→05/10		+PR 1ZF		11.8171-0069.1	250152 ATE
1.6 TDI	77	05/09→05/13					
1.8 TFSI	118	04/08→05/13					
1.9 TDI	77	04/08→10/09					
2.0 TDI	100	04/08→05/13					
2.0 TDI	103	04/08→05/13					
2.0 TFSI	147	04/08→05/13					
↓							








	kW			 	! #		
<b>AUDI - A3 Cabriolet (8P7) 04/08→05/13</b>							
<b>Zubehörsatz, Bremssattel</b>							
1.2 TFSI	77	03/10→05/13		+PR 1KZ		24.0101-3803.2 260101	TRW
1.4 TFSI	92	02/11→05/13					
1.6	75	09/08→05/10					
1.6 TDI	77	05/09→05/13					
1.8 TFSI	118	04/08→05/13					
1.9 TDI	77	04/08→10/09					
2.0 TDI	100	04/08→05/13					
2.0 TDI	103	04/08→05/13					
2.0 TFSI	147	04/08→05/13					
<b> Bremsschlauch</b>							
1.2 TFSI	77	03/10→05/13	←		2	24.5143-0564.3 331433	L= 564
1.4 TFSI	92	02/11→05/13					
1.6	75	09/08→05/10	→		2	24.5204-0233.3 331430	L= 233
1.6 TDI	77	05/09→05/13					
1.8 TFSI	118	04/08→05/13					
1.9 TDI	77	04/08→10/09					
2.0 TDI	100	04/08→05/13					
2.0 TDI	103	04/08→05/13					
2.0 TFSI	147	04/08→05/13					
<b>AUDI - A3 Cabriolet (8V7, 8VE) 10/13→</b>							
<b>Führungshülzensatz, Bremssattel</b>							
1.4 TFSI	85	02/16→	←	+PR 1ZF		11.0101-5407.2 260011	ATE
1.4 TFSI	92	02/14→					
1.4 TFSI	103	10/13→					
1.4 TFSI	110	05/14→					
1.6 TDI	81	02/14→					
1.8 TFSI	125	05/14→					
1.8 TFSI	132	10/13→					
1.8 TFSI quattro	132	03/14→					
2.0 TDI	100	10/13→					
2.0 TDI	110	10/13→					
2.0 TDI	135	05/14→					
2.0 TDI quattro	110	03/14→					
2.0 TDI quattro	135	05/14→					
2.0 TFSI	140	05/16→					
2.0 TFSI quattro	140	05/16→					
2.0 TFSI quattro	162	05/14→					
<b>Führungsbolzen, Bremssattel</b>							
1.4 TFSI	85	02/16→		+PR 1ZF		11.8171-0008.1 990049	ATE
1.4 TFSI	92	02/14→					
1.4 TFSI	103	10/13→					
1.4 TFSI	110	05/14→					
1.6 TDI	81	02/14→					
1.8 TFSI	125	05/14→					
1.8 TFSI	132	10/13→					
1.8 TFSI quattro	132	03/14→					
2.0 TDI	100	10/13→					
2.0 TDI	110	10/13→					
2.0 TDI	135	05/14→					
2.0 TDI quattro	110	03/14→					
2.0 TDI quattro	135	05/14→					
2.0 TFSI	140	05/16→					
2.0 TFSI quattro	140	05/16→					
2.0 TFSI quattro	162	05/14→					
<b>AUDI - A3 Limousine (8VS, 8VM) 05/13→</b>							
<b>Feder, Bremssattel</b>							
1.0 TFSI	85	07/16→		+PR 1KE	2	11.8116-0340.1 390595	ATE
1.2 TFSI	77	10/13→					
1.2 TFSI	81	05/14→		+PR 1KY	2	11.8116-0340.1 390595	ATE
1.4 TFSI	90	09/13→					
1.4 TFSI	92	09/13→		+PR 1KJ	2	11.8116-0340.1 390595	ATE
1.4 TFSI	103	05/13→					
1.4 TFSI	110	05/14→					
1.6 TDI	77	09/13→					
1.6 TDI	81	05/14→					
1.6 TDI	85	03/17→					
1.6 TDI quattro	81	05/15→					
1.8 TFSI	125	11/13→					
1.8 TFSI	132	05/13→					
1.8 TFSI quattro	132	11/13→					
2.0 TDI	81	05/13→					
2.0 TDI	100	09/13→					
2.0 TDI	105	10/13→					
2.0 TDI	110	05/13→					
2.0 TDI	135	05/14→					
2.0 TDI quattro	110	10/13→					
2.0 TDI quattro	135	05/14→					








	kW			 	! #		
<b>AUDI - A3 Limousine (8VS, 8VM) 05/13→</b>							
<b>Feder, Bremssattel</b>							
2.0 TFSI	140	05/16→		+PR 1KE	2	11.8116-0340.1 390595	ATE
S3 quattro	206	10/13→					
S3 quattro	210	05/14→		+PR 1KY	2	11.8116-0340.1 390595	ATE
S3 quattro	213	08/16→		+PR 1KJ	2	11.8116-0340.1 390595	ATE
S3 quattro	221	10/13→					
S3 quattro	228	06/16→					
2.0 TFSI quattro	140	05/16→		+PR 1KY	2	11.8116-0340.1 390595	ATE
				+PR 1KJ	2	11.8116-0340.1 390595	ATE
<b>Führungshülsensatz, Bremssattel</b>							
1.0 TFSI	85	07/16→	➡	+PR 1KE		11.0101-5407.2 260011	ATE
1.2 TFSI	77	10/13→					
1.2 TFSI	81	05/14→	➡	+PR 1KY		11.0101-5407.2 260011	ATE
1.4 TFSI	90	09/13→					
1.4 TFSI	92	09/13→	➡	+PR 1KJ		11.0101-5407.2 260011	ATE
1.4 TFSI	103	05/13→					
1.4 TFSI	110	05/14→					
1.6 TDI	77	09/13→					
1.6 TDI	81	05/14→					
1.6 TDI	85	03/17→					
1.6 TDI quattro	81	05/15→					
1.8 TFSI	125	11/13→					
1.8 TFSI	132	05/13→					
1.8 TFSI quattro	132	11/13→					
2.0 TDI	81	05/13→					
2.0 TDI	100	09/13→					
2.0 TDI	105	10/13→					
2.0 TDI	110	05/13→					
2.0 TDI	135	05/14→					
2.0 TDI quattro	110	10/13→					
2.0 TDI quattro	135	05/14→					
2.0 TFSI	140	05/16→					
S3 quattro	206	10/13→					
S3 quattro	210	05/14→					
S3 quattro	213	08/16→					
S3 quattro	221	10/13→					
S3 quattro	228	06/16→					
2.0 TFSI quattro	140	05/16→	➡	+PR 1KY		11.0101-5407.2 260011	ATE
			➡	+PR 1KJ		11.0101-5407.2 260011	ATE
<b>Führungsbolzen, Bremssattel</b>							
1.0 TFSI	85	07/16→		+PR 1KE		11.8171-0008.1 990049	ATE
1.2 TFSI	77	10/13→					
1.2 TFSI	81	05/14→		+PR 1KJ		11.8171-0008.1 990049	ATE
1.4 TFSI	90	09/13→		+PR 1KY		11.8171-0008.1 990049	ATE
1.4 TFSI	92	09/13→					
1.4 TFSI	103	05/13→					
1.4 TFSI	110	05/14→					
1.6 TDI	77	09/13→					
1.6 TDI	81	05/14→					
1.6 TDI	85	03/17→					
1.6 TDI quattro	81	05/15→					
1.8 TFSI	125	11/13→					
1.8 TFSI	132	05/13→					
1.8 TFSI quattro	132	11/13→					
2.0 TDI	81	05/13→					
2.0 TDI	100	09/13→					
2.0 TDI	105	10/13→					
2.0 TDI	110	05/13→					
2.0 TDI	135	05/14→					
2.0 TDI quattro	110	10/13→					
2.0 TDI quattro	135	05/14→					
2.0 TFSI	140	05/16→					
S3 quattro	206	10/13→					
S3 quattro	210	05/14→					
S3 quattro	213	08/16→					
S3 quattro	221	10/13→					
S3 quattro	228	06/16→					
2.0 TFSI quattro	140	05/16→		+PR 1KJ		11.8171-0008.1 990049	ATE
				+PR 1KY		11.8171-0008.1 990049	ATE
<b>AUDI - A3 Sportback (8PA) 09/04→03/13</b>							
<b> Bremssattel</b>							
1.2 TSI	77	04/10→03/13	←	☐; +PR 1ZF,1ZM		11.9541-9549.2 220575	ATE Ø 54 - Halter
1.6 TDI	77	05/09→03/13	←	☐; +PR 1ZF,1ZM		11.9541-9550.2 220576	ATE Ø 54 - Halter
			←	☐; +PR 1ZE,1ZP		11.9541-9553.2 220563	ATE Ø 54 - Halter
			←	☐; +PR 1ZD,1LJ,1ZA		11.9541-9553.2 220563	ATE Ø 54 - Halter
↓							








	kw			 	! #		
<b>AUDI - A3 Sportback (8PA) 09/04→03/13</b>							
 <b>Bremssattel</b>							
1.2 TSI 1.6 TDI	77	04/10→03/13	←	☐; +PR 1ZD,1LJ,1ZA		11.9541-9554.2 220564	ATE Ø 54 - Halter
	77	05/09→03/13	←	☐; +PR 1ZE,1ZP		11.9541-9554.2 220564	ATE Ø 54 - Halter
			←	☐; +PR 1LK		11.9576-9995.2 220651	ATE Ø 57 - Halter
			←	☐; +PR 1LK		11.9576-9996.2 220652	ATE Ø 57 - Halter
			→	☐; +PR 1KQ,1KD		24.3384-1755.5 240886	TRW Ø 38 - Halter
			→	☐; +PR 1KQ,1KD		24.3384-1756.5 240887	TRW Ø 38 - Halter
			→	☐; +PR 1KZ		24.3387-1717.7 220757	TRW Ø 38 - Halter
			→	☐; +PR 1KZ		24.3387-1718.5 240873	TRW Ø 38 - Halter
			→	☐; +PR 1KE		24.3414-1709.5 240834	TRW Ø 41 - Halter
			→	☐; +PR 1KE		24.3414-1710.5 240835	TRW Ø 41 - Halter
1.4 TFSI	92	09/07→03/13	←	☐; +PR 1ZF;1ZM		11.9541-9549.2 220575	ATE Ø 54 - Halter
			←	☐; +PR 1ZF;1ZM		11.9541-9550.2 220576	ATE Ø 54 - Halter
			←	☐; +PR 1ZE;1ZP		11.9541-9553.2 220563	ATE Ø 54 - Halter
			←	☐; +PR 1ZD,1LJ,1ZA		11.9541-9553.2 220563	ATE Ø 54 - Halter
			←	☐; +PR 1ZD,1LJ,1ZA		11.9541-9554.2 220564	ATE Ø 54 - Halter
			←	☐; +PR 1ZE;1ZP		11.9541-9554.2 220564	ATE Ø 54 - Halter
			←	☐; +PR 1LK		11.9576-9995.2 220651	ATE Ø 57 - Halter
			←	☐; +PR 1LK		11.9576-9996.2 220652	ATE Ø 57 - Halter
			→	☐; +PR 1KQ;1KD		24.3384-1755.5 240886	TRW Ø 38 - Halter
			→	☐; +PR 1KQ;1KD		24.3384-1756.5 240887	TRW Ø 38 - Halter
			→	☐; +PR 1KZ		24.3387-1717.7 220757	TRW Ø 38 - Halter
			→	☐; +PR 1KZ		24.3387-1718.5 240873	TRW Ø 38 - Halter
			→	☐; +PR 1KE		24.3414-1709.5 240834	TRW Ø 41 - Halter
			→	☐; +PR 1KE		24.3414-1710.5 240835	TRW Ø 41 - Halter
1.6 1.6 E-Power 1.6 FSI 1.9 TDI 2.0 FSI 2.0 TDI 2.0 TDI 2.0 TDI 2.0 TDI 16V 2.0 TFSI	75	09/04→03/13	←	☐; +PR 1ZF;1ZM		11.9541-9549.2 220575	ATE Ø 54 - Halter
	75	01/11→03/13	←	☐; +PR 1ZF;1ZM		11.9541-9550.2 220576	ATE Ø 54 - Halter
	85	09/04→09/07	←	☐; +PR 1ZF;1ZM		11.9541-9550.2 220576	ATE Ø 54 - Halter
	77	09/04→05/10	←	☐; +PR 1ZD,1LJ,1ZA		11.9541-9553.2 220563	ATE Ø 54 - Halter
	110	09/04→06/08	←	☐; +PR 1ZE;1ZP		11.9541-9553.2 220563	ATE Ø 54 - Halter
	100	09/04→03/13	←	☐; +PR 1ZE;1ZP		11.9541-9553.2 220563	ATE Ø 54 - Halter
	103	06/05→06/08	←	☐; +PR 1ZE;1ZP		11.9541-9554.2 220564	ATE Ø 54 - Halter
	125	03/06→03/13	←	☐; +PR 1ZE;1ZP		11.9541-9554.2 220564	ATE Ø 54 - Halter
	103	09/04→03/13	←	☐; +PR 1ZD,1LJ,1ZA		11.9541-9554.2 220564	ATE Ø 54 - Halter
	147	09/04→03/13	←	☐; +PR 1LK		11.9576-9995.2 220651	ATE Ø 57 - Halter
			←	☐; +PR 1LK		11.9576-9996.2 220652	ATE Ø 57 - Halter
			→	☐; +PR 1KQ,1KD		24.3384-1755.5 240886	TRW Ø 38 - Halter
			→	☐; +PR 1KQ,1KD		24.3384-1756.5 240887	TRW Ø 38 - Halter
			→	☐; +PR 1KZ		24.3387-1717.7 220757	TRW Ø 38 - Halter
		→	☐; +PR 1KZ		24.3387-1718.5 240873	TRW Ø 38 - Halter	
		→	☐; +PR 1KE		24.3414-1709.5 240834	TRW Ø 41 - Halter	
		→	☐; +PR 1KE		24.3414-1710.5 240835	TRW Ø 41 - Halter	
1.6 TDI	66	05/09→03/13	←	☐; +PR 1ZF;1ZM		11.9541-9549.2 220575	ATE Ø 54 - Halter
			←	☐; +PR 1ZF;1ZM		11.9541-9550.2 220576	ATE Ø 54 - Halter
			←	☐; +PR 1ZD,1LJ,1ZA		11.9541-9553.2 220563	ATE Ø 54 - Halter
			←	☐; +PR 1ZE;1ZP		11.9541-9553.2 220563	ATE Ø 54 - Halter
			←	☐; +PR 1ZE;1ZP		11.9541-9554.2 220564	ATE Ø 54 - Halter
			←	☐; +PR 1ZD,1LJ,1ZA		11.9541-9554.2 220564	ATE Ø 54 - Halter
			←	☐; +PR 1LK		11.9576-9995.2 220651	ATE Ø 57 - Halter
			←	☐; +PR 1LK		11.9576-9996.2 220652	ATE Ø 57 - Halter
			→	☐; +PR 1KQ, 1KD		24.3384-1755.5 240886	TRW Ø 38 - Halter
			→	☐; +PR 1KQ, 1KD		24.3384-1756.5 240887	TRW Ø 38 - Halter
			→	☐; +PR 1KZ		24.3387-1717.7 220757	TRW Ø 38 - Halter
			→	☐; +PR 1KZ		24.3387-1718.5 240873	TRW Ø 38 - Halter
			→	☐; +PR 1KE		24.3414-1709.5 240834	TRW Ø 41 - Halter
			→	☐; +PR 1KE		24.3414-1710.5 240835	TRW Ø 41 - Halter
↓							

	kw			 	! #			
<b>AUDI - A3 Sportback (8PA) 09/04→03/13</b>								
 <b>Bremssattel</b>								
1.8 TFSI	118	11/06→03/13	←	☐; 01/07→; +PR 1ZF;1ZM		11.9541-9549.2	220575	ATE Ø 54 - Halter
			←	☐; 01/07→; +PR 1ZF;1ZM		11.9541-9550.2	220576	ATE Ø 54 - Halter
			←	☐; 01/07→; +PR 1ZD,1LJ,1ZA		11.9541-9553.2	220563	ATE Ø 54 - Halter
			←	☐; 01/07→; +PR 1ZE;1ZP		11.9541-9553.2	220563	ATE Ø 54 - Halter
			←	☐; 01/07→; +PR 1ZE;1ZP		11.9541-9554.2	220564	ATE Ø 54 - Halter
			←	☐; 01/07→; +PR 1ZD,1LJ,1ZA		11.9541-9554.2	220564	ATE Ø 54 - Halter
			←	☐; 01/07→; +PR 1LK		11.9576-9995.2	220651	ATE Ø 57 - Halter
			←	☐; 01/07→; +PR 1LK		11.9576-9996.2	220652	ATE Ø 57 - Halter
			→	☐; 01/07→; +PR 1KQ;1KD		24.3384-1755.5	240886	TRW Ø 38 - Halter
			→	☐; 01/07→; +PR 1KQ;1KD		24.3384-1756.5	240887	TRW Ø 38 - Halter
			→	☐; 01/07→; +PR 1KZ		24.3387-1717.7	220757	TRW Ø 38 - Halter
			→	☐; 01/07→; +PR 1KZ		24.3387-1718.5	240873	TRW Ø 38 - Halter
			→	☐; 01/07→; +PR 1KE		24.3414-1709.5	240834	TRW Ø 41 - Halter
			→	☐; 01/07→; +PR 1KE		24.3414-1710.5	240835	TRW Ø 41 - Halter
			1.8 TFSI quattro 3.2 V6 quattro	118 184	07/08→03/13 09/04→05/09	←	☐; +PR 1ZF;1ZM	
←	☐; +PR 1ZF;1ZM					11.9541-9550.2	220576	ATE Ø 54 - Halter
←	☐; +PR 1ZE;1ZP					11.9541-9553.2	220563	ATE Ø 54 - Halter
←	☐; +PR 1ZD,1LJ,1ZA					11.9541-9553.2	220563	ATE Ø 54 - Halter
←	☐; +PR 1ZE;1ZP					11.9541-9554.2	220564	ATE Ø 54 - Halter
←	☐; +PR 1ZD,1LJ,1ZA					11.9541-9554.2	220564	ATE Ø 54 - Halter
←	☐; +PR 1LK					11.9576-9995.2	220651	ATE Ø 57 - Halter
←	☐; +PR 1LK					11.9576-9996.2	220652	ATE Ø 57 - Halter
→	☐; +PR 1KJ					24.3414-1709.5	240834	TRW Ø 41 - Halter
→	☐; +PR 1KJ					24.3414-1710.5	240835	TRW Ø 41 - Halter
2.0 TDI	120	06/06→06/08	←	☐; +PR 1ZF;1ZM		11.9541-9549.2	220575	ATE Ø 54 - Halter
			←	☐; +PR 1ZF;1ZM		11.9541-9550.2	220576	ATE Ø 54 - Halter
			←	☐; +PR 1ZE;1ZP		11.9541-9553.2	220563	ATE Ø 54 - Halter
			←	☐; +PR 1ZD,1LJ,1ZA		11.9541-9553.2	220563	ATE Ø 54 - Halter
			←	☐; +PR 1ZE;1ZP		11.9541-9554.2	220564	ATE Ø 54 - Halter
			←	☐; +PR 1ZD,1LJ,1ZA		11.9541-9554.2	220564	ATE Ø 54 - Halter
			←	☐; +PR 1LK		11.9576-9995.2	220651	ATE Ø 57 - Halter
			←	☐; +PR 1LK		11.9576-9996.2	220652	ATE Ø 57 - Halter
			→	☐; +PR 1KQ, 1KD		24.3384-1755.5	240886	TRW Ø 38 - Halter
			→	☐; +PR 1KQ, 1KD		24.3384-1756.5	240887	TRW Ø 38 - Halter
			→	☐; +PR 1KZ		24.3387-1717.7	220757	TRW Ø 38 - Halter
			→	☐; +PR 1KZ		24.3387-1718.5	240873	TRW Ø 38 - Halter
			→	☐; +PR 1KE		24.3414-1709.5	240834	TRW Ø 41 - Halter
			→	☐; +PR 1KF;1KJ;1KU		24.3414-1709.5	240834	TRW Ø 41 - Halter
			→	☐; +PR 1KF;1KJ;1KU		24.3414-1710.5	240835	TRW Ø 41 - Halter
→	☐; +PR 1KE		24.3414-1710.5	240835	TRW Ø 41 - Halter			
2.0 TDI 16V quattro 2.0 TDI quattro 2.0 TDI quattro 2.0 TFSI quattro	103 103 125 147	11/05→03/13 01/06→06/08 03/06→03/13 09/04→03/13	←	☐; +PR 1ZF;1ZM		11.9541-9549.2	220575	ATE Ø 54 - Halter
			←	☐; +PR 1ZF;1ZM		11.9541-9550.2	220576	ATE Ø 54 - Halter
			←	☐; +PR 1ZE;1ZP		11.9541-9553.2	220563	ATE Ø 54 - Halter
			←	☐; +PR 1ZD,1LJ,1ZA		11.9541-9553.2	220563	ATE Ø 54 - Halter
			←	☐; +PR 1ZE;1ZP		11.9541-9554.2	220564	ATE Ø 54 - Halter
			←	☐; +PR 1ZD,1LJ,1ZA		11.9541-9554.2	220564	ATE Ø 54 - Halter
			←	☐; +PR 1LK		11.9576-9995.2	220651	ATE Ø 57 - Halter
			←	☐; +PR 1LK		11.9576-9996.2	220652	ATE Ø 57 - Halter
			→	☐; +PR 1KF;1KJ;1KU		24.3414-1709.5	240834	TRW Ø 41 - Halter
			→	☐; +PR 1KF;1KJ;1KU		24.3414-1710.5	240835	TRW Ø 41 - Halter
<b>Feder, Bremssattel</b>								
1.2 TSI 1.6 TDI ↓	77 66	04/10→03/13 05/09→03/13	←	+PR 1ZE,1ZP	2	11.8116-0351.1	390538	ATE



	kw			 	! #		
<b>AUDI - A3 Sportback (8PA) 09/04→03/13</b>							
<b>Feder, Bremssattel</b>							
1.6 TDI	77	05/09→03/13	←	+PR 1ZD,1LJ,1ZA	2	11.8116-0351.1 390538	ATE
			←	+PR 1LK	2	11.8116-0410.2 390589	ATE
1.4 TFSI	92	09/07→03/13	←	+PR 1ZD,1LJ,1ZA	2	11.8116-0351.1 390538	ATE
1.6	75	09/04→03/13					
1.6 E-Power	75	01/11→03/13	←	+PR 1ZE;1ZP	2	11.8116-0351.1 390538	ATE
1.6 FSI	85	09/04→09/07	←	+PR 1LK	2	11.8116-0410.2 390589	ATE
1.8 TFSI quattro	118	07/08→03/13					
1.9 TDI	77	09/04→05/10					
2.0 FSI	110	09/04→06/08					
2.0 TDI	100	09/04→03/13					
2.0 TDI	103	06/05→06/08					
2.0 TDI	125	03/06→03/13					
2.0 TDI 16V	103	09/04→03/13					
2.0 TDI 16V quattro	103	11/05→03/13					
2.0 TDI quattro	103	01/06→06/08					
2.0 TDI quattro	125	03/06→03/13					
2.0 TFSI	147	09/04→03/13					
2.0 TFSI quattro	147	09/04→03/13					
3.2 V6 quattro	184	09/04→05/09					
1.8 TFSI	118	11/06→03/13	←	01/07→; +PR 1ZE;1ZP	2	11.8116-0351.1 390538	ATE
			←	01/07→; +PR 1ZD,1LJ,1ZA	2	11.8116-0351.1 390538	ATE
			←	01/07→; +PR 1LK	2	11.8116-0410.2 390589	ATE
2.0 TDI	120	06/06→06/08	←	+PR 1ZE; 1ZP	2	11.8116-0351.1 390538	ATE
			←	+PR 1ZD,1LJ,1ZA	2	11.8116-0351.1 390538	ATE
			←	+PR 1LK	2	11.8116-0410.2 390589	ATE
S3 quattro	188	07/08→03/13		+PR 1ZK	2	11.8116-0006.2 390601	ATE
S3 quattro	195	06/08→03/13					
<b>Führungshülzensatz, Bremssattel</b>							
1.2 TSI	77	04/10→03/13	←	+PR 1LK		11.0101-5409.2 260035	ATE
1.6 TDI	66	05/09→03/13	←	+PR 1ZE,1ZP		11.0101-5409.2 260035	ATE
1.6 TDI	77	05/09→03/13	←	+PR 1ZD,1LJ,1ZA		11.0101-5409.2 260035	ATE
			←	+PR 1ZF,1ZM		11.0101-5409.2 260035	ATE
1.4 TFSI	92	09/07→03/13	←	+PR 1ZE;1ZP		11.0101-5409.2 260035	ATE
1.6	75	09/04→03/13					
1.6 E-Power	75	01/11→03/13	←	+PR 1ZF;1ZM		11.0101-5409.2 260035	ATE
1.6 FSI	85	09/04→09/07	←	+PR 1ZD,1LJ,1ZA		11.0101-5409.2 260035	ATE
1.8 TFSI quattro	118	07/08→03/13					
1.9 TDI	77	09/04→05/10	←	+PR 1LK		11.0101-5409.2 260035	ATE
2.0 FSI	110	09/04→06/08					
2.0 TDI	100	09/04→03/13					
2.0 TDI	103	06/05→06/08					
2.0 TDI	125	03/06→03/13					
2.0 TDI 16V	103	09/04→03/13					
2.0 TDI 16V quattro	103	11/05→03/13					
2.0 TDI quattro	103	01/06→06/08					
2.0 TDI quattro	125	03/06→03/13					
2.0 TFSI	147	09/04→03/13					
2.0 TFSI quattro	147	09/04→03/13					
3.2 V6 quattro	184	09/04→05/09					
1.8 TFSI	118	11/06→03/13	←	01/07→; +PR 1LK		11.0101-5409.2 260035	ATE
			←	01/07→; +PR 1ZF;1ZM		11.0101-5409.2 260035	ATE
			←	01/07→; +PR 1ZE;1ZP		11.0101-5409.2 260035	ATE
			←	01/07→; +PR 1ZD,1LJ,1ZA		11.0101-5409.2 260035	ATE
2.0 TDI	120	06/06→06/08	←	+PR 1ZE; 1ZP		11.0101-5409.2 260035	ATE
			←	+PR 1ZF;1ZM		11.0101-5409.2 260035	ATE
			←	+PR 1ZD,1LJ,1ZA		11.0101-5409.2 260035	ATE
			←	+PR 1LK		11.0101-5409.2 260035	ATE
S3 quattro	188	07/08→03/13	←	+PR 1ZK		11.0101-5409.2 260035	ATE
S3 quattro	195	06/08→03/13					
<b>Führungsbolzen, Bremssattel</b>							
1.2 TSI	77	04/10→03/13		+PR 1ZE,1ZP		11.8171-0008.1 990049	ATE
1.6 TDI	66	05/09→03/13		+PR 1ZD,1LJ,1ZA		11.8171-0008.1 990049	ATE
1.6 TDI	77	05/09→03/13		+PR 1LK		11.8171-0008.1 990049	ATE
				+PR 1ZF,1ZM		11.8171-0069.1 250152	ATE
1.4 TFSI	92	09/07→03/13		+PR 1ZE;1ZP		11.8171-0008.1 990049	ATE
1.6	75	09/04→03/13					
1.6 E-Power	75	01/11→03/13		+PR 1ZD,1LJ,1ZA		11.8171-0008.1 990049	ATE
↓							

	kw			 	! #		
<b>AUDI - A3 Sportback (8PA) 09/04→03/13</b>							
<b>Führungsbolzen, Bremsattel</b>							
1.6 FSI	85	09/04→09/07		+PR 1LK		11.8171-0008.1 990049	ATE
1.8 TFSI quattro	118	07/08→03/13		+PR 1ZF;1ZM		11.8171-0069.1 250152	ATE
1.9 TDI	77	09/04→05/10					
2.0 FSI	110	09/04→06/08					
2.0 TDI	100	09/04→03/13					
2.0 TDI	103	06/05→06/08					
2.0 TDI	125	03/06→03/13					
2.0 TDI 16V	103	09/04→03/13					
2.0 TDI 16V quattro	103	11/05→03/13					
2.0 TDI quattro	103	01/06→06/08					
2.0 TDI quattro	125	03/06→03/13					
2.0 TFSI	147	09/04→03/13					
2.0 TFSI quattro	147	09/04→03/13					
3.2 V6 quattro	184	09/04→05/09					
1.8 TFSI	118	11/06→03/13		01/07→; +PR 1ZE;1ZP		11.8171-0008.1 990049	ATE
				01/07→; +PR 1ZD,1LJ,1ZA		11.8171-0008.1 990049	ATE
				01/07→; +PR 1LK		11.8171-0008.1 990049	ATE
				01/07→; +PR 1ZF;1ZM		11.8171-0069.1 250152	ATE
2.0 TDI	120	06/06→06/08		+PR 1ZE; 1ZP		11.8171-0008.1 990049	ATE
				+PR 1ZD,1LJ,1ZA		11.8171-0008.1 990049	ATE
				+PR 1LK		11.8171-0008.1 990049	ATE
				+PR 1ZF;1ZM		11.8171-0069.1 250152	ATE
S3 quattro	188	07/08→03/13		+PR 1ZK		11.8171-0008.1 990049	ATE
S3 quattro	195	06/08→03/13					
<b>Zubehörsatz, Bremsattel</b>							
1.2 TSI	77	04/10→03/13	➡	+PR 1KZ		24.0101-3803.2 260101	TRW
1.4 TFSI	92	09/07→03/13					
1.6	75	09/04→03/13					
1.6 E-Power	75	01/11→03/13					
1.6 FSI	85	09/04→09/07					
1.6 TDI	66	05/09→03/13					
1.6 TDI	77	05/09→03/13					
1.9 TDI	77	09/04→05/10					
2.0 FSI	110	09/04→06/08					
2.0 TDI	100	09/04→03/13					
2.0 TDI	103	06/05→06/08					
2.0 TDI	120	06/06→06/08					
2.0 TDI	125	03/06→03/13					
2.0 TDI 16V	103	09/04→03/13					
2.0 TFSI	147	09/04→03/13					
1.8 TFSI	118	11/06→03/13	➡	01/07→; +PR 1KZ		24.0101-3803.2 260101	TRW
<b>Bremsschlauch</b>							
1.2 TSI	77	04/10→03/13	←	+PR 1LJ,1ZE,1ZF,1ZM	2	24.5143-0564.3 331433	L= 564
1.4 TFSI	92	09/07→03/13	←	+PR 1ZK	2	83.7249-0536.3 330900	L= 536
1.6	75	09/04→03/13	←	+PR 1LK	2	83.7849-0502.3 331125	L= 504
1.6 E-Power	75	01/11→03/13	←				
1.6 FSI	85	09/04→09/07	➡				
1.6 TDI	66	05/09→03/13					
1.6 TDI	77	05/09→03/13					
1.9 TDI	77	09/04→05/10					
2.0 FSI	110	09/04→06/08					
2.0 TDI	100	09/04→03/13					
2.0 TDI	103	06/05→06/08					
2.0 TDI	120	06/06→06/08					
2.0 TDI	125	03/06→03/13					
2.0 TDI 16V	103	09/04→03/13					
2.0 TDI 16V quattro	103	11/05→03/13					
2.0 TDI quattro	103	01/06→06/08					
2.0 TDI quattro	125	03/06→03/13					
2.0 TFSI	147	09/04→03/13					
2.0 TFSI quattro	147	09/04→03/13					
S3 quattro	188	07/08→03/13					
S3 quattro	195	06/08→03/13					
1.8 TFSI	118	11/06→03/13	←	01/07→; +PR 1LJ,1ZE,1ZF,1ZM	2	24.5143-0564.3 331433	L= 564
			←	01/07→; +PR 1ZK	2	83.7249-0536.3 330900	L= 536
			←	01/07→; +PR 1LK	2	83.7849-0502.3 331125	L= 504
			➡	01/07→	2	24.5204-0233.3 331430	L= 233
1.8 TFSI quattro	118	07/08→03/13	←	+PR 1LJ,1ZE,1ZF,1ZM	2	24.5143-0564.3 331433	L= 564
			←	+PR 1ZK	2	83.7249-0536.3 330900	L= 536
			➡		2	24.5204-0233.3 331430	L= 233
3.2 V6 quattro	184	09/04→05/09	←	+PR 1LJ,1ZE,1ZF,1ZM	2	24.5143-0564.3 331433	L= 564
			←	03/06→; +PR 1ZK	2	83.7249-0536.3 330900	L= 536
↓							

	kW			 	! #		
<b>AUDI - A3 Sportback (8PA) 09/04→03/13</b>							
<b>Bremsschlauch</b>							
3.2 V6 quattro	184	09/04→05/09	←	+PR 1LK	2	83.7849-0502.3 331125	L= 504
			→		2	24.5204-0233.3 331430	L= 233
RS3 quattro	250	01/11→12/12	→	04/11→	2	24.5204-0233.3 331430	L= 233
<b>AUDI - A3 Sportback (8VA, 8VF) 09/12→</b>							
<b>Feder, Bremssattel</b>							
1.0 TFSI	85	07/16→		+PR 1KE	2	11.8116-0340.1 390595	ATE
1.2 TFSI	77	05/13→		+PR 1KY	2	11.8116-0340.1 390595	ATE
1.2 TFSI	81	05/14→					
1.4 TFSI	90	09/12→		+PR 1KJ	2	11.8116-0340.1 390595	ATE
1.4 TFSI	92	05/14→					
1.4 TFSI	103	03/13→					
1.4 TFSI	110	05/14→					
1.4 TFSI e-tron	110	05/14→					
1.6 TDI	77	10/12→					
1.6 TDI	81	09/13→					
1.6 TDI	85	02/17→					
1.6 TDI quattro	81	05/15→					
1.8 TFSI	132	09/12→					
1.8 TFSI quattro	132	05/13→					
2.0 TDI	81	05/13→					
2.0 TDI	100	05/13→					
2.0 TDI	105	03/13→					
2.0 TDI	110	09/12→					
2.0 TDI	135	05/13→					
2.0 TDI quattro	110	02/13→					
2.0 TDI quattro	135	05/13→					
2.0 TFSI	140	05/16→					
S3 quattro	206	05/13→					
S3 quattro	210	05/14→					
S3 quattro	213	07/16→					
S3 quattro	221	11/12→					
S3 quattro	228	06/16→					
1.4 TFSI g-tron	81	11/13→		02/14→; +PR 1KJ	2	11.8116-0340.1 390595	ATE
				02/14→; +PR 1KY	2	11.8116-0340.1 390595	ATE
				02/14→; +PR 1KE	2	11.8116-0340.1 390595	ATE
2.0 TFSI quattro	140	05/16→		+PR 1KY	2	11.8116-0340.1 390595	ATE
				+PR 1KJ	2	11.8116-0340.1 390595	ATE
<b>Führungshülzensatz, Bremssattel</b>							
1.0 TFSI	85	07/16→	→	+PR 1KE		11.0101-5407.2 260011	ATE
1.2 TFSI	77	05/13→	→	+PR 1KY		11.0101-5407.2 260011	ATE
1.2 TFSI	81	05/14→	→				
1.4 TFSI	90	09/12→	→	+PR 1KJ		11.0101-5407.2 260011	ATE
1.4 TFSI	92	05/14→					
1.4 TFSI	103	03/13→					
1.4 TFSI	110	05/14→					
1.4 TFSI e-tron	110	05/14→					
1.6 TDI	77	10/12→					
1.6 TDI	81	09/13→					
1.6 TDI	85	02/17→					
1.6 TDI quattro	81	05/15→					
1.8 TFSI	132	09/12→					
1.8 TFSI quattro	132	05/13→					
2.0 TDI	81	05/13→					
2.0 TDI	100	05/13→					
2.0 TDI	105	03/13→					
2.0 TDI	110	09/12→					
2.0 TDI	135	05/13→					
2.0 TDI quattro	110	02/13→					
2.0 TDI quattro	135	05/13→					
2.0 TFSI	140	05/16→					
S3 quattro	206	05/13→					
S3 quattro	210	05/14→					
S3 quattro	213	07/16→					
S3 quattro	221	11/12→					
S3 quattro	228	06/16→					
1.4 TFSI g-tron	81	11/13→	→	02/14→; +PR 1KY		11.0101-5407.2 260011	ATE
			→	02/14→; +PR 1KJ		11.0101-5407.2 260011	ATE
			→	02/14→; +PR 1KE		11.0101-5407.2 260011	ATE
2.0 TFSI quattro	140	05/16→	→	+PR 1KY		11.0101-5407.2 260011	ATE
			→	+PR 1KJ		11.0101-5407.2 260011	ATE
<b>Führungsbolzen, Bremssattel</b>							
1.0 TFSI	85	07/16→		+PR 1KE		11.8171-0008.1 990049	ATE
↓							

**AUDI - A3 Sportback (8VA, 8VF) 09/12→**









**Führungsbolzen, Bremsattel**









1.2 TFSI	77	05/13→		+PR 1KY	11.8171-0008.1	990049	ATE
1.2 TFSI	81	05/14→					
1.4 TFSI	90	09/12→		+PR 1KJ	11.8171-0008.1	990049	ATE
1.4 TFSI	92	05/14→					
1.4 TFSI	103	03/13→					
1.4 TFSI	110	05/14→					
1.4 TFSI e-tron	110	05/14→					
1.6 TDI	77	10/12→					
1.6 TDI	81	09/13→					
1.6 TDI	85	02/17→					
1.6 TDI quattro	81	05/15→					
1.8 TFSI	132	09/12→					
1.8 TFSI quattro	132	05/13→					
2.0 TDI	81	05/13→					
2.0 TDI	100	05/13→					
2.0 TDI	105	03/13→					
2.0 TDI	110	09/12→					
2.0 TDI	135	05/13→					
2.0 TDI quattro	110	02/13→					
2.0 TDI quattro	135	05/13→					
2.0 TFSI	140	05/16→					
S3 quattro	206	05/13→					
S3 quattro	210	05/14→					
S3 quattro	213	07/16→					
S3 quattro	221	11/12→					
S3 quattro	228	06/16→					
1.4 TFSI g-tron	81	11/13→		02/14→; +PR 1KJ	11.8171-0008.1	990049	ATE
				02/14→; +PR 1KY	11.8171-0008.1	990049	ATE
				02/14→; +PR 1KE	11.8171-0008.1	990049	ATE
2.0 TFSI quattro	140	05/16→		+PR 1KY	11.8171-0008.1	990049	ATE
				+PR 1KJ	11.8171-0008.1	990049	ATE








**AUDI - A4 (8D2, B5) 11/94→09/01**








**Bremsattel**

1.6 1.6	74 75	11/94→10/00 07/00→11/00	←	☐; → 8D-V-054061	11.3571-8517.2	220321	ATE Ø 57 - Halter
					24.3571-8517.5	240493	ATE Ø 57 - Halter
			←	☐; → 8D-V-054061	11.3571-8518.2	220322	ATE Ø 57 - Halter
					24.3571-8518.5	240494	ATE Ø 57 - Halter
			←	☐; → 8D-V-169695	24.3541-1745.5	240217	TRW Ø 54 - Halter
			←	☐; → 8D-V-169695	24.3541-1746.5	240218	TRW Ø 54 - Halter
			←	☐; 8D-V-054062→	24.3541-1763.5	240231	TRW Ø 54 - Halter
			←	☐; 8D-V-169696→	24.3541-1763.5	240231	TRW Ø 54 - Halter
			←	☐; 8D-V-054062→	24.3541-1764.5	240232	TRW Ø 54 - Halter
			←	☐; 8D-V-169696→	24.3541-1764.5	240232	TRW Ø 54 - Halter
			→	☐; → 8D-V-160000	24.3384-1719.5	240259	TRW Ø 38 - Halter
			→	☐; → 8D-V-160000	24.3384-1720.5	240260	TRW Ø 38 - Halter
1.8	85	04/95→11/00	←	☐; 07/95→; → 8D-V-054061	11.3571-8517.2	220321	ATE Ø 57 - Halter
					24.3571-8517.5	240493	ATE Ø 57 - Halter
			←	☐; 07/95→; → 8D-V-054061	11.3571-8518.2	220322	ATE Ø 57 - Halter
					24.3571-8518.5	240494	ATE Ø 57 - Halter
			←	☐; 8D-V-054062→	24.3541-1763.5	240231	TRW Ø 54 - Halter
			←	☐; 8D-V-054062→	24.3541-1764.5	240232	TRW Ø 54 - Halter
			→	☐; → 8D-V-160000	24.3384-1719.5	240259	TRW Ø 38 - Halter
			→	☐; → 8D-V-160000	24.3384-1720.5	240260	TRW Ø 38 - Halter
1.8	92	11/94→11/00	←	☐; → 8D-V-054061	11.3571-8517.2	220321	ATE Ø 57 - Halter
					24.3571-8517.5	240493	ATE Ø 57 - Halter
			←	☐; → 8D-V-054061	11.3571-8518.2	220322	ATE Ø 57 - Halter
					24.3571-8518.5	240494	ATE Ø 57 - Halter
			←	☐; 8D-V-054062→	24.3541-1763.5	240231	TRW Ø 54 - Halter
			←	☐; 8D-V-054062→	24.3541-1764.5	240232	TRW Ø 54 - Halter
		24.3384-1719.5	240259	TRW Ø 38 - Halter			









	kw			 	! #		
<b>AUDI - A4 (8D2, B5) 11/94→09/01</b>							
 <b>Bremssattel</b>							
1.8	92	11/94→11/00	→	☐; → 8D-V-160000		24.3384-1720.5 240260	TRW Ø 38 - Halter
			→	☐; 8D-V-160001→		24.3384-1731.5 240818	TRW Ø 38 - Halter
			→	☐; 8D-V-160001→		24.3384-1732.5 240819	TRW Ø 38 - Halter
1.8 quattro 1.8 quattro	85 92	07/95→11/00 01/95→11/00	←	☐; → 8D-V-054061		11.3571-8517.2 220321	ATE Ø 57 - Halter
			←	☐; → 8D-V-054061		24.3571-8517.5 240493	ATE Ø 57 - Halter
			←	☐; → 8D-V-054061		11.3571-8518.2 220322	ATE Ø 57 - Halter
			←	☐; → 8D-V-054061		24.3571-8518.5 240494	ATE Ø 57 - Halter
			←	☐; 8D-V-054062→		24.3541-1763.5 240231	TRW Ø 54 - Halter
			←	☐; 8D-V-054062→		24.3541-1764.5 240232	TRW Ø 54 - Halter
			→	☐		24.3384-1725.5 240261	TRW Ø 38 - Halter
			→	☐		24.3384-1726.5 240262	TRW Ø 38 - Halter
1.8 T	110	01/95→11/00	←	☐; 05/95→		24.3571-8521.5 240495	ATE Ø 57 - Halter
			←	☐; 05/95→		24.3571-8522.5 240496	ATE Ø 57 - Halter
			→	☐; 05/95→; → 8D-V-160000		24.3384-1719.5 240259	TRW Ø 38 - Halter
			→	☐; 05/95→; → 8D-V-160000		24.3384-1720.5 240260	TRW Ø 38 - Halter
			→	☐; 8D-V-160001→		24.3384-1731.5 240818	TRW Ø 38 - Halter
			→	☐; 8D-V-160001→		24.3384-1732.5 240819	TRW Ø 38 - Halter
1.8 T 2.4 2.6 2.6 2.8 2.8 2.8 2.8	132 110 102 110 128 140 142 142	12/97→11/00 07/95→07/97 01/96→07/97 01/95→11/00 09/95→07/97 09/99→10/00 10/96→07/99 10/96→11/00	←	☐		24.3571-8521.5 240495	ATE Ø 57 - Halter
			←	☐		24.3571-8522.5 240496	ATE Ø 57 - Halter
			→	☐; → 8D-V-160000		24.3384-1719.5 240259	TRW Ø 38 - Halter
			→	☐; → 8D-V-160000		24.3384-1720.5 240260	TRW Ø 38 - Halter
			→	☐; 8D-V-160001→		24.3384-1731.5 240818	TRW Ø 38 - Halter
			→	☐; 8D-V-160001→		24.3384-1732.5 240819	TRW Ø 38 - Halter
1.8 T quattro	110	01/95→11/00	←	☐; 02/95→		24.3571-8521.5 240495	ATE Ø 57 - Halter
			←	☐; 02/95→		24.3571-8522.5 240496	ATE Ø 57 - Halter
			→	☐; 02/95→		24.3384-1725.5 240261	TRW Ø 38 - Halter
			→	☐; 02/95→		24.3384-1726.5 240262	TRW Ø 38 - Halter
1.8 T quattro 1.9 TDI quattro 1.9 TDI quattro 2.4 quattro 2.6 quattro 2.8 quattro	132 81 85 120 110 140	12/97→11/00 09/96→11/00 03/00→11/00 08/97→11/00 01/95→11/00 09/99→10/00	←	☐		24.3571-8521.5 240495	ATE Ø 57 - Halter
			←	☐		24.3571-8522.5 240496	ATE Ø 57 - Halter
			→	☐		24.3384-1725.5 240261	TRW Ø 38 - Halter
			→	☐		24.3384-1726.5 240262	TRW Ø 38 - Halter
1.9 TDI	55	12/95→11/00	←	☐; 03/96→; → 8D-V-169695		24.3541-1745.5 240217	TRW Ø 54 - Halter
			←	☐; 03/96→; → 8D-V-169695		24.3541-1746.5 240218	TRW Ø 54 - Halter
			←	☐; 8D-V-054062→		24.3541-1763.5 240231	TRW Ø 54 - Halter
			←	☐; 8D-V-169696→		24.3541-1763.5 240231	TRW Ø 54 - Halter
			←	☐; 8D-V-054062→		24.3541-1764.5 240232	TRW Ø 54 - Halter
			←	☐; 8D-V-169696→		24.3541-1764.5 240232	TRW Ø 54 - Halter
			→	☐; 03/96→; → 8D-V-160000		24.3384-1719.5 240259	TRW Ø 38 - Halter
			→	☐; 03/96→; → 8D-V-160000		24.3384-1720.5 240260	TRW Ø 38 - Halter
			→	☐; 8D-V-160001→		24.3384-1731.5 240818	TRW Ø 38 - Halter
			→	☐; 8D-V-160001→		24.3384-1732.5 240819	TRW Ø 38 - Halter
1.9 TDI	66	01/95→11/00	←	☐; → 8D-V-169695		24.3541-1745.5 240217	TRW Ø 54 - Halter
			←	☐; → 8D-V-169695		24.3541-1746.5 240218	TRW Ø 54 - Halter
			←	☐; 8D-V-054062→		24.3541-1763.5 240231	TRW Ø 54 - Halter
			←	☐; 8D-V-169696→		24.3541-1763.5 240231	TRW Ø 54 - Halter
			←	☐; 8D-V-169696→		24.3541-1764.5 240232	TRW Ø 54 - Halter
			←	☐; 8D-V-054062→		24.3541-1764.5 240232	TRW Ø 54 - Halter
			→	☐; → 8D-V-160000		24.3384-1719.5 240259	TRW Ø 38 - Halter
			→	☐; → 8D-V-160000		24.3384-1720.5 240260	TRW Ø 38 - Halter
			→	☐; 8D-V-160001→		24.3384-1731.5 240818	TRW Ø 38 - Halter
			→	☐; 8D-V-160001→		24.3384-1732.5 240819	TRW Ø 38 - Halter
1.9 TDI	81	10/95→11/00	←	☐; 02/96→		24.3571-8521.5 240495	ATE Ø 57 - Halter
			←	☐; 02/96→		24.3571-8522.5 240496	ATE Ø 57 - Halter
↓							

	kw			 	! #			
<b>AUDI - A4 (8D2, B5) 11/94→09/01</b>								
<b> Bremssattel</b>								
1.9 TDI	81	10/95→11/00	➡	☐; 02/96→; → 8D-V-160000	24.3384-1719.5	240259	TRW Ø 38 - Halter	
			➡	☐; 02/96→; → 8D-V-160000	24.3384-1720.5	240260	TRW Ø 38 - Halter	
			➡	☐; 8D-V-160001→	24.3384-1731.5	240818	TRW Ø 38 - Halter	
			➡	☐; 8D-V-160001→	24.3384-1732.5	240819	TRW Ø 38 - Halter	
1.9 TDI 2.5 TDI	85 110	03/00→11/00 09/97→11/00	←	☐	24.3571-8521.5	240495	ATE Ø 57 - Halter	
			←	☐	24.3571-8522.5	240496	ATE Ø 57 - Halter	
			➡	☐	24.3384-1731.5	240818	TRW Ø 38 - Halter	
			➡	☐	24.3384-1732.5	240819	TRW Ø 38 - Halter	
2.4	120	08/97→11/00	←	☐	24.3571-8521.5	240495	ATE Ø 57 - Halter	
			←	☐	24.3571-8522.5	240496	ATE Ø 57 - Halter	
			➡	☐; → 8D-V-160000	24.3384-1719.5	240259	TRW Ø 38 - Halter	
			➡	☐; → 8D-V-160000	24.3384-1720.5	240260	TRW Ø 38 - Halter	
			➡	☐	24.3384-1731.5	240818	TRW Ø 38 - Halter	
			➡	☐	24.3384-1732.5	240819	TRW Ø 38 - Halter	
			➡	☐				
2.4	121	03/97→11/00	←	☐; 08/97→	24.3571-8521.5	240495	ATE Ø 57 - Halter	
			←	☐; → 07/97	24.3571-8521.5	240495	ATE Ø 57 - Halter	
			←	☐; → 07/97	24.3571-8522.5	240496	ATE Ø 57 - Halter	
			←	☐; 08/97→	24.3571-8522.5	240496	ATE Ø 57 - Halter	
			➡	☐; → 8D-V-160000	24.3384-1719.5	240259	TRW Ø 38 - Halter	
			➡	☐; → 8D-V-160000	24.3384-1720.5	240260	TRW Ø 38 - Halter	
			➡	☐; 08/97→	24.3384-1731.5	240818	TRW Ø 38 - Halter	
			➡	☐; 8D-V-160001→; → 07/97	24.3384-1731.5	240818	TRW Ø 38 - Halter	
			➡	☐; 8D-V-160001→; → 07/97	24.3384-1732.5	240819	TRW Ø 38 - Halter	
			➡	☐; 08/97→	24.3384-1732.5	240819	TRW Ø 38 - Halter	
2.4 quattro	121	03/97→11/00	←	☐; 08/97→	24.3571-8521.5	240495	ATE Ø 57 - Halter	
			←	☐; 08/97→	24.3571-8522.5	240496	ATE Ø 57 - Halter	
			➡	☐; 08/97→	24.3384-1725.5	240261	TRW Ø 38 - Halter	
			➡	☐; 08/97→	24.3384-1726.5	240262	TRW Ø 38 - Halter	
2.5 TDI quattro	110	09/97→11/00	←	☐; 11/97→	24.3571-8521.5	240495	ATE Ø 57 - Halter	
			←	☐; 11/97→	24.3571-8522.5	240496	ATE Ø 57 - Halter	
			➡	☐; 11/97→	24.3384-1725.5	240261	TRW Ø 38 - Halter	
			➡	☐; 11/97→	24.3384-1726.5	240262	TRW Ø 38 - Halter	
2.8 quattro	128	01/95→07/97	←	☐; → 07/96	24.3571-8521.5	240495	ATE Ø 57 - Halter	
			←	☐; → 07/96	24.3571-8522.5	240496	ATE Ø 57 - Halter	
			➡	☐; → 07/96	24.3384-1725.5	240261	TRW Ø 38 - Halter	
			➡	☐; → 07/96	24.3384-1726.5	240262	TRW Ø 38 - Halter	
2.8 quattro	142	10/96→08/01	←	☐; → 04/01	24.3571-8521.5	240495	ATE Ø 57 - Halter	
			←	☐; → 04/01	24.3571-8522.5	240496	ATE Ø 57 - Halter	
			➡	☐; → 04/01	24.3384-1725.5	240261	TRW Ø 38 - Halter	
			➡	☐; → 04/01	24.3384-1726.5	240262	TRW Ø 38 - Halter	
<b>Halter, Bremssattel</b>								
1.8 T	110	01/95→11/00	←	05/95→	2	11.8170-0306.1	260102	ATE
1.8 T	132	12/97→11/00	←		2	11.8170-0306.1	260102	ATE
1.8 T quattro	132	12/97→11/00						
1.9 TDI	85	03/00→11/00						
1.9 TDI quattro	81	09/96→11/00						
1.9 TDI quattro	85	03/00→11/00						
2.4	110	07/95→07/97						
2.4	120	08/97→11/00						
2.4 quattro	120	08/97→11/00						
2.5 TDI	110	09/97→11/00						
2.6	102	01/96→07/97						
2.6	110	01/95→11/00						
2.6 quattro	110	01/95→11/00						
2.8	128	09/95→07/97						
2.8	140	09/99→10/00						
2.8	142	10/96→07/99						
2.8	142	10/96→11/00						
↓								

	kW			 	! #		
<b>AUDI - A4 (8D2, B5) 11/94→09/01</b>							
<b>Halter, Bremssattel</b>							
2.8 quattro	140	09/99→10/00	←		2	11.8170-0306.1 260102	ATE
1.8 T quattro	110	01/95→11/00	←	02/95→	2	11.8170-0306.1 260102	ATE
1.9 TDI	81	10/95→11/00	←	02/96→	2	11.8170-0306.1 260102	ATE
2.4	121	03/97→11/00	←	→ 07/97	2	11.8170-0306.1 260102	ATE
			←	08/97→	2	11.8170-0306.1 260102	ATE
2.4 quattro	121	03/97→11/00	←	08/97→	2	11.8170-0306.1 260102	ATE
2.5 TDI quattro	110	09/97→11/00	←	11/97→	2	11.8170-0306.1 260102	ATE
2.8 quattro	128	01/95→07/97	←	→ 07/96	2	11.8170-0306.1 260102	ATE
2.8 quattro	142	10/96→08/01	←	→ 04/01	2	11.8170-0306.1 260102	ATE
<b>Feder, Bremssattel</b>							
1.6	74	11/94→10/00	←	→ 8D-V-054061	2	11.8116-0143.1 390513	ATE
1.6	75	07/00→11/00	←				
1.8	92	11/94→11/00	←				
1.8 quattro	85	07/95→11/00	←				
1.8 quattro	92	01/95→11/00	←				
1.8	85	04/95→11/00	←	07/95→; → 8D-V-054061	2	11.8116-0143.1 390513	ATE
1.8 T	110	01/95→11/00	←	05/95→	2	11.8116-0143.1 390513	ATE
1.8 T	132	12/97→11/00	←		2	11.8116-0143.1 390513	ATE
1.8 T quattro	132	12/97→11/00	←				
1.9 TDI	85	03/00→11/00	←				
1.9 TDI quattro	81	09/96→11/00	←				
1.9 TDI quattro	85	03/00→11/00	←				
2.4	110	07/95→07/97	←				
2.4	120	08/97→11/00	←				
2.4 quattro	120	08/97→11/00	←				
2.5 TDI	110	09/97→11/00	←				
2.6	102	01/96→07/97	←				
2.6	110	01/95→11/00	←				
2.6 quattro	110	01/95→11/00	←				
2.8	128	09/95→07/97	←				
2.8	140	09/99→10/00	←				
2.8	142	10/96→07/99	←				
2.8	142	10/96→11/00	←				
2.8 quattro	140	09/99→10/00	←				
1.8 T quattro	110	01/95→11/00	←	02/95→	2	11.8116-0143.1 390513	ATE
1.9 TDI	81	10/95→11/00	←	02/96→	2	11.8116-0143.1 390513	ATE
2.4	121	03/97→11/00	←	→ 07/97	2	11.8116-0143.1 390513	ATE
			←	08/97→	2	11.8116-0143.1 390513	ATE
2.4 quattro	121	03/97→11/00	←	08/97→	2	11.8116-0143.1 390513	ATE
2.5 TDI quattro	110	09/97→11/00	←	11/97→	2	11.8116-0143.1 390513	ATE
2.8 quattro	128	01/95→07/97	←	→ 07/96	2	11.8116-0143.1 390513	ATE
2.8 quattro	142	10/96→08/01	←	→ 04/01	2	11.8116-0143.1 390513	ATE
<b>Führungshülzensatz, Bremssattel</b>							
1.6	74	11/94→10/00	←	→ 8D-V-054061		11.0101-5409.2 260035	ATE
1.6	75	07/00→11/00	←				
1.8	92	11/94→11/00	←				
1.8 quattro	85	07/95→11/00	←				
1.8 quattro	92	01/95→11/00	←				
1.8	85	04/95→11/00	←	07/95→; → 8D-V-054061		11.0101-5409.2 260035	ATE
1.8 T	110	01/95→11/00	←	05/95→		11.0101-5409.2 260035	ATE
1.8 T	132	12/97→11/00	←			11.0101-5409.2 260035	ATE
1.8 T quattro	132	12/97→11/00	←				
1.9 TDI	85	03/00→11/00	←				
1.9 TDI quattro	81	09/96→11/00	←				
1.9 TDI quattro	85	03/00→11/00	←				
2.4	110	07/95→07/97	←				
2.4	120	08/97→11/00	←				
2.4 quattro	120	08/97→11/00	←				
2.5 TDI	110	09/97→11/00	←				
2.6	102	01/96→07/97	←				
2.6	110	01/95→11/00	←				
2.6 quattro	110	01/95→11/00	←				
2.8	128	09/95→07/97	←				
2.8	140	09/99→10/00	←				
2.8	142	10/96→07/99	←				
2.8	142	10/96→11/00	←				
2.8 quattro	140	09/99→10/00	←				
1.8 T quattro	110	01/95→11/00	←	02/95→		11.0101-5409.2 260035	ATE
↓							

	kW			 	! #		
<b>AUDI - A4 (8D2, B5) 11/94→09/01</b>							
<b>Führungshülzensatz, Bremsattel</b>							
1.9 TDI	81	10/95→11/00	←	02/96→		11.0101-5409.2 260035	ATE
2.4	121	03/97→11/00	←	08/97→		11.0101-5409.2 260035	ATE
			←	→ 07/97		11.0101-5409.2 260035	ATE
2.4 quattro	121	03/97→11/00	←	08/97→		11.0101-5409.2 260035	ATE
2.5 TDI quattro	110	09/97→11/00	←	11/97→		11.0101-5409.2 260035	ATE
2.8 quattro	128	01/95→07/97	←	→ 07/96		11.0101-5409.2 260035	ATE
2.8 quattro	142	10/96→08/01	←	→ 04/01		11.0101-5409.2 260035	ATE
<b>Führungsbolzen, Bremsattel</b>							
1.6	74	11/94→10/00	←	→ 8D-V-054061		11.8171-0008.1 990049	ATE
1.6	75	07/00→11/00					
1.8	92	11/94→11/00					
1.8 quattro	85	07/95→11/00					
1.8 quattro	92	01/95→11/00					
1.8	85	04/95→11/00	←	07/95→; → 8D-V-054061		11.8171-0008.1 990049	ATE
1.8 T	110	01/95→11/00	←	05/95→		11.8171-0008.1 990049	ATE
1.8 T	132	12/97→11/00	←			11.8171-0008.1 990049	ATE
1.8 T quattro	132	12/97→11/00					
1.9 TDI	85	03/00→11/00					
1.9 TDI quattro	81	09/96→11/00					
1.9 TDI quattro	85	03/00→11/00					
2.4	110	07/95→07/97					
2.4	120	08/97→11/00					
2.4 quattro	120	08/97→11/00					
2.5 TDI	110	09/97→11/00					
2.6	102	01/96→07/97					
2.6	110	01/95→11/00					
2.6 quattro	110	01/95→11/00					
2.8	128	09/95→07/97					
2.8	140	09/99→10/00					
2.8	142	10/96→07/99					
2.8	142	10/96→11/00					
2.8 quattro	140	09/99→10/00					
1.8 T quattro	110	01/95→11/00	←	02/95→		11.8171-0008.1 990049	ATE
1.9 TDI	81	10/95→11/00	←	02/96→		11.8171-0008.1 990049	ATE
2.4	121	03/97→11/00	←	08/97→		11.8171-0008.1 990049	ATE
			←	→ 07/97		11.8171-0008.1 990049	ATE
2.4 quattro	121	03/97→11/00	←	08/97→		11.8171-0008.1 990049	ATE
2.5 TDI quattro	110	09/97→11/00	←	11/97→		11.8171-0008.1 990049	ATE
2.8 quattro	128	01/95→07/97	←	→ 07/96		11.8171-0008.1 990049	ATE
2.8 quattro	142	10/96→08/01	←	→ 04/01		11.8171-0008.1 990049	ATE
<b>Dichtungssatz, Bremsattel</b>							
1.6	74	11/94→10/00	←	→ 8D-V-054061		11.0441-5704.2 250034	ATE
1.6	75	07/00→11/00					
1.8	92	11/94→11/00					
1.8 quattro	85	07/95→11/00					
1.8 quattro	92	01/95→11/00					
1.8	85	04/95→11/00	←	07/95→; → 8D-V-054061		11.0441-5704.2 250034	ATE
1.8 T	110	01/95→11/00	←	05/95→		11.0441-5704.2 250034	ATE
1.8 T	132	12/97→11/00	←			11.0441-5704.2 250034	ATE
1.8 T quattro	132	12/97→11/00					
1.9 TDI	85	03/00→11/00					
1.9 TDI quattro	81	09/96→11/00					
1.9 TDI quattro	85	03/00→11/00					
2.4	110	07/95→07/97					
2.4	120	08/97→11/00					
2.4 quattro	120	08/97→11/00					
2.5 TDI	110	09/97→11/00					
2.6	102	01/96→07/97					
2.6	110	01/95→11/00					
2.6 quattro	110	01/95→11/00					
2.8	128	09/95→07/97					
2.8	140	09/99→10/00					
2.8	142	10/96→07/99					
2.8	142	10/96→11/00					
2.8 quattro	140	09/99→10/00					
1.8 T quattro	110	01/95→11/00	←	02/95→		11.0441-5704.2 250034	ATE
1.9 TDI	81	10/95→11/00	←	02/96→		11.0441-5704.2 250034	ATE
2.4	121	03/97→11/00	←	08/97→		11.0441-5704.2 250034	ATE
↓							



	kw			 	! #		
<b>AUDI - A4 (8D2, B5) 11/94→09/01</b>							
<b>Dichtungssatz, Bremssattel</b>							
2.4	121	03/97→11/00	←	→ 07/97		11.0441-5704.2 250034	ATE
2.4 quattro	121	03/97→11/00	←	08/97→		11.0441-5704.2 250034	ATE
2.5 TDI quattro	110	09/97→11/00	←	11/97→		11.0441-5704.2 250034	ATE
2.8 quattro	128	01/95→07/97	←	→ 07/96		11.0441-5704.2 250034	ATE
2.8 quattro	142	10/96→08/01	←	→ 04/01		11.0441-5704.2 250034	ATE
<b> Bremsschlauch</b>							
1.6	74	11/94→10/00	←		2	83.7813-0295.3 330799	L= 295
1.6	75	07/00→11/00	→	8D-V-160001→	2	24.5237-0183.3 331454	L= 182,4
1.8	85	04/95→11/00	→				
1.8	92	11/94→11/00	→	→ 8D-V-160000	2	24.5237-0183.3 331454	L= 182,4
1.8 T	132	12/97→11/00	→				
1.9 TDI	66	01/95→11/00	→	am Bremssattel; 8D-V-160001→	2	24.5244-0240.3 330679	L= 240
2.4	110	07/95→07/97	→				
2.6	102	01/96→07/97	→	am Bremssattel; → 8D-V-160000	2	83.6105-0200.3 330453	L= 200
2.6	110	01/95→11/00					
2.8	128	09/95→07/97					
2.8	140	09/99→10/00					
2.8	142	10/96→07/99					
2.8	142	10/96→11/00					
1.8 quattro	85	07/95→11/00	←		2	83.7813-0295.3 330799	L= 295
1.8 quattro	92	01/95→11/00	→				
1.8 T quattro	132	12/97→11/00	→	am Bremssattel	2	24.5113-0220.3 331318	L= 215
1.9 TDI quattro	81	09/96→11/00	→				
1.9 TDI quattro	85	03/00→11/00	→		2	83.6212-0160.3 330318	L= 160
2.4 quattro	120	08/97→11/00					
2.6 quattro	110	01/95→11/00					
2.8 quattro	140	09/99→10/00					
1.8 T	110	01/95→11/00	←	05/95→	2	83.7813-0295.3 330799	L= 295
			→	8D-V-160001→	2	24.5237-0183.3 331454	L= 182,4
			→	05/95→; → 8D-V-160000	2	24.5237-0183.3 331454	L= 182,4
			→	am Bremssattel; 8D-V-160001→	2	24.5244-0240.3 330679	L= 240
			→	am Bremssattel; 05/95→; → 8D-V-160000	2	83.6105-0200.3 330453	L= 200
1.8 T quattro	110	01/95→11/00	←	02/95→	2	83.7813-0295.3 330799	L= 295
			→	am Bremssattel; 02/95→	2	24.5113-0220.3 331318	L= 215
			→	02/95→	2	83.6212-0160.3 330318	L= 160
1.9 TDI	55	12/95→11/00	←	03/96→	2	83.7813-0295.3 330799	L= 295
			→	8D-V-160001→	2	24.5237-0183.3 331454	L= 182,4
			→	03/96→; → 8D-V-160000	2	24.5237-0183.3 331454	L= 182,4
			→	am Bremssattel; 8D-V-160001→	2	24.5244-0240.3 330679	L= 240
			→	am Bremssattel; 03/96→; → 8D-V-160000	2	83.6105-0200.3 330453	L= 200
1.9 TDI	81	10/95→11/00	←	02/96→	2	83.7813-0295.3 330799	L= 295
			→	8D-V-160001→	2	24.5237-0183.3 331454	L= 182,4
			→	02/96→; → 8D-V-160000	2	24.5237-0183.3 331454	L= 182,4
			→	am Bremssattel; 8D-V-160001→	2	24.5244-0240.3 330679	L= 240
			→	am Bremssattel; 02/96→; → 8D-V-160000	2	83.6105-0200.3 330453	L= 200
1.9 TDI	85	03/00→11/00	←		2	83.7813-0295.3 330799	L= 295
2.5 TDI	110	09/97→11/00	→		2	24.5237-0183.3 331454	L= 182,4
			→	am Bremssattel	2	24.5244-0240.3 330679	L= 240
2.4	120	08/97→11/00	←		2	83.7813-0295.3 330799	L= 295
			→		2	24.5237-0183.3 331454	L= 182,4
			→	→ 8D-V-160000	2	24.5237-0183.3 331454	L= 182,4
			→	am Bremssattel	2	24.5244-0240.3 330679	L= 240
			→	am Bremssattel; → 8D-V-160000	2	83.6105-0200.3 330453	L= 200
2.4	121	03/97→11/00	←		2	83.7813-0295.3 330799	L= 295
			←	08/97→	2	83.7813-0295.3 330799	L= 295
			→	8D-V-160001→; → 07/97	2	24.5237-0183.3 331454	L= 182,4
			→	→ 8D-V-160000	2	24.5237-0183.3 331454	L= 182,4
			→	08/97→	2	24.5237-0183.3 331454	L= 182,4
↓							

**AUDI - A4 (8D2, B5) 11/94→09/01**








**Bremsschlauch**








2.4	121	03/97→11/00	➔	am Bremssattel; 08/97→	2	24.5244-0240.3	330679	L= 240
			➔	am Bremssattel; 8D-V-160001→; → 07/97	2	24.5244-0240.3	330679	L= 240
			➔	am Bremssattel; → 8D-V-160000	2	83.6105-0200.3	330453	L= 200
2.4 quattro	121	03/97→11/00	➔	08/97→	2	83.7813-0295.3	330799	L= 295
			➔	am Bremssattel; 08/97→	2	24.5113-0220.3	331318	L= 215
			➔	08/97→	2	83.6212-0160.3	330318	L= 160
2.5 TDI quattro	110	09/97→11/00	➔	11/97→	2	83.7813-0295.3	330799	L= 295
			➔	am Bremssattel; 11/97→	2	24.5113-0220.3	331318	L= 215
			➔	11/97→	2	83.6212-0160.3	330318	L= 160
2.8 quattro	128	01/95→07/97	➔	→ 07/96	2	83.7813-0295.3	330799	L= 295
			➔	am Bremssattel; → 07/96	2	24.5113-0220.3	331318	L= 215
			➔	→ 07/96	2	83.6212-0160.3	330318	L= 160
2.8 quattro	142	10/96→08/01	➔	→ 04/01	2	83.7813-0295.3	330799	L= 295
			➔	am Bremssattel; → 04/01	2	24.5113-0220.3	331318	L= 215
			➔	→ 04/01	2	83.6212-0160.3	330318	L= 160
S4 quattro	195	09/97→09/01	➔	10/97→ 04/01	2	83.7813-0295.3	330799	L= 295
			➔	am Bremssattel; 10/97→ 04/01	2	24.5113-0220.3	331318	L= 215
			➔	10/97→ 04/01	2	83.6212-0160.3	330318	L= 160

**AUDI - A4 (8E2, B6) 11/00→12/04**

**Bremssattel**

1.6 1.8 T 1.8 T quattro 1.9 TDI 2.0 2.5 TDI quattro 3.0 3.0 quattro	75 110 110 96 96 132 162 162	11/00→12/04 11/00→07/02 11/00→07/02 11/00→12/04 11/00→12/04 11/00→12/04 11/00→12/04 11/00→12/04	➔	12/00→; +PR 1LF;1LT		11.9571-9835.2	220427	ATE Ø 57 - Halter
			➔	12/00→; +PR 1LF;1LT		11.9571-9836.2	220428	ATE Ø 57 - Halter
			➔	12/00→; +PR 1LA;1LC		11.9606-9953.2	220587	ATE Ø 60 - Halter
			➔	12/00→; +PR 1LA;1LC		11.9606-9954.2	220588	ATE Ø 60 - Halter
			➔	8E-8-000001→; +PR 1LZ		24.3541-1763.5	240231	TRW Ø 54 - Halter
			➔	12/00→; +PR 1LZ; → 8E-7-300000		24.3541-1763.5	240231	TRW Ø 54 - Halter
			➔	12/00→; +PR 1LZ; → 8E-7-300000		24.3541-1764.5	240232	TRW Ø 54 - Halter
			➔	8E-8-000001→; +PR 1LZ		24.3541-1764.5	240232	TRW Ø 54 - Halter
			➔	12/00→; +PR 1LB;1LE		24.3571-8521.5	240495	ATE Ø 57 - Halter
			➔	12/00→; +PR 1LB;1LE		24.3571-8522.5	240496	ATE Ø 57 - Halter
			➔	12/00→; → 8E-7-300000; +PR 1KD;1KP		24.3384-1735.7	220547	TRW Ø 38 - Halter
			➔	12/00→; → 8E-7-300000; +PR 1KD;1KP		24.3384-1736.7	220548	TRW Ø 38 - Halter
			➔	8E-5-400001→; +PR 1KW		24.3414-1713.7	220793	TRW Ø 41 - Halter
			➔	8E-5-400001→; +PR 1KW		24.3414-1714.7	220794	TRW Ø 41 - Halter
			1.8 T 1.8 T 1.8 T quattro 1.8 T quattro 1.8 T quattro 1.9 TDI 1.9 TDI 1.9 TDI quattro 2.0 FSI 2.4 2.4 2.5 TDI 2.5 TDI 3.0 3.0 quattro	120 125 140 120 125 140 74 85 96 110 120 125 114 120 160 160	07/02→12/04 07/01→12/04 11/02→12/04 07/02→12/04 07/01→12/04 11/02→12/04 05/01→12/04 06/04→12/04 11/01→12/04 07/02→12/04 09/01→12/04 09/01→12/04 08/01→07/02 07/02→12/04 04/01→12/04 04/01→12/04	➔	+PR 1LF;1LT	
➔	+PR 1LF;1LT					11.9571-9836.2	220428	ATE Ø 57 - Halter
➔	+PR 1LA;1LC					11.9606-9953.2	220587	ATE Ø 60 - Halter
➔	+PR 1LA;1LC					11.9606-9954.2	220588	ATE Ø 60 - Halter
➔	8E-8-000001→; +PR 1LZ					24.3541-1763.5	240231	TRW Ø 54 - Halter
➔	+PR 1LZ; → 8E-7-300000					24.3541-1763.5	240231	TRW Ø 54 - Halter
➔	+PR 1LZ; → 8E-7-300000					24.3541-1764.5	240232	TRW Ø 54 - Halter
➔	8E-8-000001→; +PR 1LZ					24.3541-1764.5	240232	TRW Ø 54 - Halter
➔	+PR 1LB;1LE					24.3571-8521.5	240495	ATE Ø 57 - Halter
➔	+PR 1LB;1LE					24.3571-8522.5	240496	ATE Ø 57 - Halter
➔	→ 8E-7-300000; +PR 1KD;1KP					24.3384-1735.7	220547	TRW Ø 38 - Halter
➔	→ 8E-7-300000; +PR 1KD;1KP					24.3384-1736.7	220548	TRW Ø 38 - Halter
➔	8E-5-400001→; +PR 1KW					24.3414-1713.7	220793	TRW Ø 41 - Halter
➔	8E-5-400001→; +PR 1KW					24.3414-1714.7	220794	TRW Ø 41 - Halter
S4 quattro	253	03/03→12/04				➔	8H-7-900461→; +PR 1LJ	
			➔	→ 8H-7-900460; +PR 1LJ		11.9606-9961.2	220655	ATE Ø 60 - Halter
			➔	→ 8H-7-900460; +PR 1LJ		11.9606-9962.2	220656	ATE Ø 60 - Halter

	kW			 	! #		
<b>AUDI - A4 (8E2, B6) 11/00→12/04</b>							
<b>Bremssattel</b>							
S4 quattro	253	03/03→12/04	←	☐; 8H-7-900461→; +PR 1LJ		11.9606-9962.2 220656	ATE Ø 60 - Halter
<b>Halter, Bremssattel</b>							
1.6	75	11/00→12/04	←	12/00→; +PR 1LB;1LE		11.0230-0560.1 260125	ATE
1.8 T	110	11/00→07/02	←	12/00→; +PR 1LF;1LT		11.0230-0569.1 260126	ATE
1.8 T quattro	110	11/00→07/02	←				
1.9 TDI	96	11/00→12/04					
2.0	96	11/00→12/04					
2.5 TDI quattro	132	11/00→12/04					
3.0	162	11/00→12/04					
3.0 quattro	162	11/00→12/04					
1.8 T	120	07/02→12/04	←	+PR 1LB;1LE		11.0230-0560.1 260125	ATE
1.8 T	125	07/01→12/04	←	+PR 1LF;1LT		11.0230-0569.1 260126	ATE
1.8 T	140	11/02→12/04	←				
1.8 T quattro	120	07/02→12/04					
1.8 T quattro	125	07/01→12/04					
1.8 T quattro	140	11/02→12/04					
1.9 TDI	74	05/01→12/04					
1.9 TDI	85	06/04→12/04					
1.9 TDI quattro	96	11/01→12/04					
2.0 FSI	110	07/02→12/04					
2.4	120	09/01→12/04					
2.4	125	09/01→12/04					
2.5 TDI	114	08/01→07/02					
2.5 TDI	120	07/02→12/04					
3.0	160	04/01→12/04					
3.0 quattro	160	04/01→12/04					
<b>Feder, Bremssattel</b>							
1.6	75	11/00→12/04	←	12/00→; +PR 1LF;1LT	2	11.8116-0143.1 390513	ATE
1.8 T	110	11/00→07/02	←	12/00→; +PR 1LB;1LE	2	11.8116-0143.1 390513	ATE
1.8 T quattro	110	11/00→07/02	←				
1.9 TDI	96	11/00→12/04	←	12/00→; +PR 1LA;1LC	2	11.8116-0410.2 390589	ATE
2.0	96	11/00→12/04					
2.5 TDI quattro	132	11/00→12/04					
3.0	162	11/00→12/04					
3.0 quattro	162	11/00→12/04					
1.8 T	120	07/02→12/04	←	+PR 1LF;1LT	2	11.8116-0143.1 390513	ATE
1.8 T	125	07/01→12/04	←	+PR 1LB;1LE	2	11.8116-0143.1 390513	ATE
1.8 T	140	11/02→12/04	←				
1.8 T quattro	120	07/02→12/04	←	+PR 1LA;1LC	2	11.8116-0410.2 390589	ATE
1.8 T quattro	125	07/01→12/04					
1.8 T quattro	140	11/02→12/04					
1.9 TDI	74	05/01→12/04					
1.9 TDI	85	06/04→12/04					
1.9 TDI quattro	96	11/01→12/04					
2.0 FSI	110	07/02→12/04					
2.4	120	09/01→12/04					
2.4	125	09/01→12/04					
2.5 TDI	114	08/01→07/02					
2.5 TDI	120	07/02→12/04					
3.0	160	04/01→12/04					
3.0 quattro	160	04/01→12/04					
S4 quattro	253	03/03→12/04	←	8H-7-900461→; +PR 1LJ	2	11.8116-0006.2 390601	ATE
			←	→ 8H-7-900460; +PR 1LJ	2	11.8116-0410.2 390589	ATE
<b>Führungshülzensatz, Bremssattel</b>							
1.6	75	11/00→12/04	←	12/00→; +PR 1LB;1LE		11.0101-5409.2 260035	ATE
1.8 T	110	11/00→07/02	←	12/00→; +PR 1LF;1LT		11.0101-5409.2 260035	ATE
1.8 T quattro	110	11/00→07/02	←				
1.9 TDI	96	11/00→12/04	←	12/00→; +PR 1LA;1LC		11.0101-5409.2 260035	ATE
2.0	96	11/00→12/04					
2.5 TDI quattro	132	11/00→12/04					
3.0	162	11/00→12/04					
3.0 quattro	162	11/00→12/04					
1.8 T	120	07/02→12/04	←	+PR 1LA;1LC		11.0101-5409.2 260035	ATE
1.8 T	125	07/01→12/04	←	+PR 1LF;1LT		11.0101-5409.2 260035	ATE
1.8 T	140	11/02→12/04	←				
1.8 T quattro	120	07/02→12/04	←	+PR 1LB;1LE		11.0101-5409.2 260035	ATE
1.8 T quattro	125	07/01→12/04					
1.8 T quattro	140	11/02→12/04					
1.9 TDI	74	05/01→12/04					
1.9 TDI	85	06/04→12/04					
1.9 TDI quattro	96	11/01→12/04					
2.0 FSI	110	07/02→12/04					
2.4	120	09/01→12/04					
2.4	125	09/01→12/04					
2.5 TDI	114	08/01→07/02					
2.5 TDI	120	07/02→12/04					
3.0	160	04/01→12/04					
↓							

	kW			 	! #			
<b>AUDI - A4 (8E2, B6) 11/00→12/04</b>								
<b>Führungshülzensatz, Bremsattel</b>								
3.0 quattro	160	04/01→12/04	←	+PR 1LA;1LC		11.0101-5409.2	260035	ATE
			←	+PR 1LF;1LT		11.0101-5409.2	260035	ATE
			←	+PR 1LB;1LE		11.0101-5409.2	260035	ATE
S4 quattro	253	03/03→12/04	←	8H-7-900461→; +PR 1LJ		11.0101-5409.2	260035	ATE
			←	→ 8H-7-900460; +PR 1LJ		11.0101-5409.2	260035	ATE
<b>Führungsbolzen, Bremsattel</b>								
1.6	75	11/00→12/04		12/00→; +PR 1LA;1LC		11.8171-0008.1	990049	ATE
1.8 T	110	11/00→07/02		12/00→; +PR 1LF;1LT		11.8171-0008.1	990049	ATE
1.8 T quattro	110	11/00→07/02						
1.9 TDI	96	11/00→12/04		12/00→; +PR 1LB;1LE		11.8171-0008.1	990049	ATE
2.0	96	11/00→12/04						
2.5 TDI quattro	132	11/00→12/04						
3.0	162	11/00→12/04						
3.0 quattro	162	11/00→12/04						
1.8 T	120	07/02→12/04		+PR 1LF;1LT		11.8171-0008.1	990049	ATE
1.8 T	125	07/01→12/04		+PR 1LB;1LE		11.8171-0008.1	990049	ATE
1.8 T	140	11/02→12/04						
1.8 T quattro	120	07/02→12/04		+PR 1LA;1LC		11.8171-0008.1	990049	ATE
1.8 T quattro	125	07/01→12/04						
1.8 T quattro	140	11/02→12/04						
1.9 TDI	74	05/01→12/04						
1.9 TDI	85	06/04→12/04						
1.9 TDI quattro	96	11/01→12/04						
2.0 FSI	110	07/02→12/04						
2.4	120	09/01→12/04						
2.4	125	09/01→12/04						
2.5 TDI	114	08/01→07/02						
2.5 TDI	120	07/02→12/04						
3.0	160	04/01→12/04						
3.0 quattro	160	04/01→12/04						
S4 quattro	253	03/03→12/04		→ 8H-7-900460; +PR 1LJ		11.8171-0008.1	990049	ATE
				8H-7-900461→; +PR 1LJ		11.8171-0008.1	990049	ATE
<b>Dichtungssatz, Bremsattel</b>								
1.6	75	11/00→12/04	←	12/00→; +PR 1LB;1LE		11.0441-5704.2	250034	ATE
1.8 T	110	11/00→07/02	←	12/00→; +PR 1LF;1LT		11.0441-5704.2	250034	ATE
1.8 T quattro	110	11/00→07/02	←					
1.9 TDI	96	11/00→12/04	←	12/00→; +PR 1LA;1LC		11.0441-6008.2	250038	ATE für Kolben-Ø [mm]: 60
2.0	96	11/00→12/04						
2.5 TDI quattro	132	11/00→12/04						
3.0	162	11/00→12/04						
3.0 quattro	162	11/00→12/04						
1.8 T	120	07/02→12/04	←	+PR 1LF;1LT		11.0441-5704.2	250034	ATE
1.8 T	125	07/01→12/04	←	+PR 1LB;1LE		11.0441-5704.2	250034	ATE
1.8 T	140	11/02→12/04	←					
1.8 T quattro	120	07/02→12/04	←	+PR 1LA;1LC		11.0441-6008.2	250038	ATE für Kolben-Ø [mm]: 60
1.8 T quattro	125	07/01→12/04	←					
1.8 T quattro	140	11/02→12/04	←					
1.9 TDI	74	05/01→12/04						
1.9 TDI	85	06/04→12/04						
1.9 TDI quattro	96	11/01→12/04						
2.0 FSI	110	07/02→12/04						
2.4	120	09/01→12/04						
2.4	125	09/01→12/04						
2.5 TDI	114	08/01→07/02						
2.5 TDI	120	07/02→12/04						
3.0	160	04/01→12/04						
3.0 quattro	160	04/01→12/04						
S4 quattro	253	03/03→12/04		→ 8H-7-900460; +PR 1LJ		11.0441-6008.2	250038	ATE für Kolben-Ø [mm]: 60
			←	8H-7-900461→; +PR 1LJ		11.0441-6008.2	250038	ATE für Kolben-Ø [mm]: 60
<b>Bremsschlauch</b>								
1.6	75	11/00→12/04	←	12/00→	2	24.5237-0308.3	331435	L= 308
1.8 T	110	11/00→07/02	→	12/00→	2	24.5138-0263.3	330885	L= 263
1.8 T quattro	110	11/00→07/02	→					
1.9 TDI	96	11/00→12/04						
2.0	96	11/00→12/04						
2.5 TDI quattro	132	11/00→12/04						
3.0	162	11/00→12/04						
3.0 quattro	162	11/00→12/04						
1.8 T	120	07/02→12/04	←		2	24.5237-0308.3	331435	L= 308
1.8 T	125	07/01→12/04	→		2	24.5138-0263.3	330885	L= 263
1.8 T	140	11/02→12/04	→					
1.8 T quattro	120	07/02→12/04	→					
1.8 T quattro	125	07/01→12/04	→					
1.8 T quattro	140	11/02→12/04	→					
1.9 TDI	74	05/01→12/04						

**AUDI - A4 (8E2, B6) 11/00→12/04**








**Bremsschlauch**








1.9 TDI	85	06/04→12/04	←		2	24.5237-0308.3	331435	L= 308
1.9 TDI quattro	96	11/01→12/04						
2.0 FSI	110	07/02→12/04	→		2	24.5138-0263.3	330885	L= 263
2.4	120	09/01→12/04						
2.4	125	09/01→12/04						
2.5 TDI	114	08/01→07/02						
2.5 TDI	120	07/02→12/04						
3.0	160	04/01→12/04						
3.0 quattro	160	04/01→12/04						
S4 quattro	253	03/03→12/04						

**AUDI - A4 (8EC, B7) 11/04→06/08**

**Bremssattel**

1.6	75	11/04→06/08	←	☐; +PR 1LF;1LT		11.9571-9835.2	220427	ATE Ø 57 - Halter
1.8 T	120	11/04→06/08						
1.8 T quattro	120	11/04→06/08	←	☐; +PR 1LF;1LT		11.9571-9836.2	220428	ATE Ø 57 - Halter
1.9 TDI	85	11/04→06/08	←	☐; +PR 1LA;1LC		11.9606-9953.2	220587	ATE Ø 60 - Halter
2.0	96	11/04→06/08						
2.0 TDI	89	09/05→09/06	←	☐; +PR 1LA;1LC		11.9606-9954.2	220588	ATE Ø 60 - Halter
2.0 TDI	100	11/04→06/08	←	☐; 8E-8-000001→; +PR 1LZ		24.3541-1763.5	240231	TRW Ø 54 - Halter
2.0 TDI	103	11/04→06/08	←	☐; +PR 1LZ; → 8E-7-300000		24.3541-1763.5	240231	TRW Ø 54 - Halter
2.0 TDI 16V	103	11/04→06/08	←	☐; +PR 1LZ; → 8E-7-300000		24.3541-1764.5	240232	TRW Ø 54 - Halter
2.0 TFSI	125	10/06→06/08	←	☐; +PR 1LZ; → 8E-7-300000		24.3541-1764.5	240232	TRW Ø 54 - Halter
2.0 TFSI	147	11/04→06/08	←	☐; +PR 1LZ; → 8E-7-300000		24.3541-1764.5	240232	TRW Ø 54 - Halter
2.0 TFSI	162	06/05→06/08	←	☐; 8E-8-000001→; +PR 1LZ		24.3541-1764.5	240232	TRW Ø 54 - Halter
2.0 TFSI quattro	147	11/04→06/08	←	☐; +PR 1LB;1LE		24.3571-8521.5	240495	ATE Ø 57 - Halter
2.0 TFSI quattro	162	06/05→06/08	←	☐; +PR 1LB;1LE		24.3571-8522.5	240496	ATE Ø 57 - Halter
2.5 TDI	120	11/04→05/06	←	☐; +PR 1LB;1LE		24.3571-8522.5	240496	ATE Ø 57 - Halter
3.0	160	11/04→05/06	→	☐; → 8E-7-300000; +PR 1KD;1KP		24.3384-1735.7	220547	TRW Ø 38 - Halter
3.0 quattro	160	11/04→07/06	→	☐; → 8E-7-300000; +PR 1KD;1KP		24.3384-1736.7	220548	TRW Ø 38 - Halter
3.0 TDI quattro	150	11/04→06/08	→	☐; → 8E-7-300000; +PR 1KW		24.3414-1713.7	220793	TRW Ø 41 - Halter
3.2 FSI	188	01/05→06/08	→	☐; 8E-5-400001→; +PR 1KW		24.3414-1713.7	220793	TRW Ø 41 - Halter
3.2 FSI quattro	188	01/05→06/08	→	☐; 8E-5-400001→; +PR 1KW		24.3414-1714.7	220794	TRW Ø 41 - Halter
2.0 TDI	93	11/05→11/06	←	☐; 06/06→; +PR 1LF;1LT		11.9571-9835.2	220427	ATE Ø 57 - Halter
			←	☐; 06/06→; +PR 1LF;1LT		11.9571-9836.2	220428	ATE Ø 57 - Halter
			←	☐; 06/06→; +PR 1LA;1LC		11.9606-9953.2	220587	ATE Ø 60 - Halter
			←	☐; 06/06→; +PR 1LA;1LC		11.9606-9954.2	220588	ATE Ø 60 - Halter
			←	☐; 8E-8-000001→; +PR 1LZ		24.3541-1763.5	240231	TRW Ø 54 - Halter
			←	☐; 06/06→; → 8E-7-300000; +PR 1LZ		24.3541-1763.5	240231	TRW Ø 54 - Halter
			←	☐; 06/06→; → 8E-7-300000; +PR 1LZ		24.3541-1764.5	240232	TRW Ø 54 - Halter
			←	☐; 8E-8-000001→; +PR 1LZ		24.3541-1764.5	240232	TRW Ø 54 - Halter
			←	☐; 06/06→; +PR 1LB;1LE		24.3571-8521.5	240495	ATE Ø 57 - Halter
			←	☐; 06/06→; +PR 1LB;1LE		24.3571-8522.5	240496	ATE Ø 57 - Halter
			→	☐; 06/06→; → 8E-7-300000; +PR 1KD;1KP		24.3384-1735.7	220547	TRW Ø 38 - Halter
			→	☐; 06/06→; → 8E-7-300000; +PR 1KD;1KP		24.3384-1736.7	220548	TRW Ø 38 - Halter
			→	☐; 06/06→; +PR 1KW		24.3414-1713.7	220793	TRW Ø 41 - Halter
			→	☐; 06/06→; +PR 1KW		24.3414-1714.7	220794	TRW Ø 41 - Halter
2.0 TDI	120	06/06→06/08	←	☐; +PR 1LF;1LT		11.9571-9835.2	220427	ATE Ø 57 - Halter
2.0 TDI	125	06/06→06/08						
2.0 TDI quattro	103	01/06→06/08	←	☐; +PR 1LF;1LT		11.9571-9836.2	220428	ATE Ø 57 - Halter
2.0 TDI quattro	120	06/06→06/08	←	☐; +PR 1LA;1LC		11.9606-9953.2	220587	ATE Ø 60 - Halter
2.0 TDI quattro	125	06/06→06/08	←	☐; +PR 1LA;1LC		11.9606-9954.2	220588	ATE Ø 60 - Halter
2.7 TDI	120	11/05→06/08	←	☐; +PR 1LA;1LC		11.9606-9953.2	220587	ATE Ø 60 - Halter
2.7 TDI	132	01/06→06/08	←	☐; 8E-8-000001→; +PR 1LZ		24.3541-1763.5	240231	TRW Ø 54 - Halter
3.0 TDI quattro	171	01/06→06/08	←	☐; +PR 1LZ; → 8E-7-300000		24.3541-1763.5	240231	TRW Ø 54 - Halter
			←	☐; +PR 1LZ; → 8E-7-300000		24.3541-1764.5	240232	TRW Ø 54 - Halter
			←	☐; 8E-8-000001→; +PR 1LZ		24.3541-1764.5	240232	TRW Ø 54 - Halter
			←	☐; +PR 1LB;1LE		24.3571-8521.5	240495	ATE Ø 57 - Halter
			←	☐; +PR 1LB;1LE		24.3571-8522.5	240496	ATE Ø 57 - Halter
			→	☐; → 8E-7-300000; +PR 1KD;1KP		24.3384-1735.7	220547	TRW Ø 38 - Halter
			→	☐; → 8E-7-300000; +PR 1KD;1KP		24.3384-1736.7	220548	TRW Ø 38 - Halter
			→	☐; +PR 1KW		24.3414-1713.7	220793	TRW Ø 41 - Halter
			→	☐; +PR 1KW		24.3414-1714.7	220794	TRW Ø 41 - Halter
S4 quattro	253	11/04→06/08	←	☐; 8H-7-900461→; +PR 1LJ		11.9606-9961.2	220655	ATE Ø 60 - Halter

	kw			 	! #		
<b>AUDI - A4 (8EC, B7) 11/04→06/08</b>							
<b>Bremssattel</b>							
S4 quattro	253	11/04→06/08	←	☐; → 8H-7-900460; +PR 1LJ		<b>11.9606-9961.2</b>	<b>220655</b> ATE Ø 60 - Halter
			←	☐; → 8H-7-900460; +PR 1LJ		<b>11.9606-9962.2</b>	<b>220656</b> ATE Ø 60 - Halter
			←	☐; 8H-7-900461→; +PR 1LJ		<b>11.9606-9962.2</b>	<b>220656</b> ATE Ø 60 - Halter
<b>Halter, Bremssattel</b>							
1.6	75	11/04→06/08	←	+PR 1LB;1LE		<b>11.0230-0560.1</b>	<b>260125</b> ATE
1.8 T	120	11/04→06/08	←	+PR 1LF;1LT		<b>11.0230-0569.1</b>	<b>260126</b> ATE
1.8 T quattro	120	11/04→06/08					
1.9 TDI	85	11/04→06/08					
2.0	96	11/04→06/08					
2.0 TDI	89	09/05→09/06					
2.0 TDI	100	11/04→06/08					
2.0 TDI	103	11/04→06/08					
2.0 TDI	120	06/06→06/08					
2.0 TDI	125	06/06→06/08					
2.0 TDI 16V	103	11/04→06/08					
2.0 TDI quattro	103	01/06→06/08					
2.0 TDI quattro	120	06/06→06/08					
2.0 TDI quattro	125	06/06→06/08					
2.0 TFSI	125	10/06→06/08					
2.0 TFSI	147	11/04→06/08					
2.0 TFSI	162	06/05→06/08					
2.0 TFSI quattro	147	11/04→06/08					
2.0 TFSI quattro	162	06/05→06/08					
2.5 TDI	120	11/04→05/06					
2.7 TDI	120	11/05→06/08					
2.7 TDI	132	01/06→06/08					
3.0	160	11/04→05/06					
3.0 quattro	160	11/04→07/06					
3.0 TDI quattro	150	11/04→06/08					
3.0 TDI quattro	171	01/06→06/08					
3.2 FSI	188	01/05→06/08					
3.2 FSI quattro	188	01/05→06/08					
2.0 TDI	93	11/05→11/06	←	06/06→; +PR 1LB;1LE		<b>11.0230-0560.1</b>	<b>260125</b> ATE
			←	06/06→; +PR 1LF;1LT		<b>11.0230-0569.1</b>	<b>260126</b> ATE
<b>Feder, Bremssattel</b>							
1.6	75	11/04→06/08	←	+PR 1LF;1LT	2	<b>11.8116-0143.1</b>	<b>390513</b> ATE
1.8 T	120	11/04→06/08	←	+PR 1LB;1LE	2	<b>11.8116-0143.1</b>	<b>390513</b> ATE
1.8 T quattro	120	11/04→06/08					
1.9 TDI	85	11/04→06/08	←	+PR 1LA;1LC	2	<b>11.8116-0410.2</b>	<b>390589</b> ATE
2.0	96	11/04→06/08					
2.0 TDI	89	09/05→09/06					
2.0 TDI	100	11/04→06/08					
2.0 TDI	103	11/04→06/08					
2.0 TDI	120	06/06→06/08					
2.0 TDI	125	06/06→06/08					
2.0 TDI 16V	103	11/04→06/08					
2.0 TDI quattro	103	01/06→06/08					
2.0 TDI quattro	120	06/06→06/08					
2.0 TDI quattro	125	06/06→06/08					
2.0 TFSI	125	10/06→06/08					
2.0 TFSI	147	11/04→06/08					
2.0 TFSI	162	06/05→06/08					
2.0 TFSI quattro	147	11/04→06/08					
2.0 TFSI quattro	162	06/05→06/08					
2.5 TDI	120	11/04→05/06					
2.7 TDI	120	11/05→06/08					
2.7 TDI	132	01/06→06/08					
3.0	160	11/04→05/06					
3.0 quattro	160	11/04→07/06					
3.0 TDI quattro	150	11/04→06/08					
3.0 TDI quattro	171	01/06→06/08					
3.2 FSI	188	01/05→06/08					
3.2 FSI quattro	188	01/05→06/08					
2.0 TDI	93	11/05→11/06	←	06/06→; +PR 1LF;1LT	2	<b>11.8116-0143.1</b>	<b>390513</b> ATE
			←	06/06→; +PR 1LB;1LE	2	<b>11.8116-0143.1</b>	<b>390513</b> ATE
			←	06/06→; +PR 1LA;1LC	2	<b>11.8116-0410.2</b>	<b>390589</b> ATE
S4 quattro	253	11/04→06/08	←	8H-7-900461→; +PR 1LJ	2	<b>11.8116-0006.2</b>	<b>390601</b> ATE
			←	→ 8H-7-900460; +PR 1LJ	2	<b>11.8116-0410.2</b>	<b>390589</b> ATE
<b>Führungshülzensatz, Bremssattel</b>							
1.6	75	11/04→06/08	←	+PR 1LA;1LC		<b>11.0101-5409.2</b>	<b>260035</b> ATE
1.8 T	120	11/04→06/08	←	+PR 1LF;1LT		<b>11.0101-5409.2</b>	<b>260035</b> ATE
1.8 T quattro	120	11/04→06/08					
1.9 TDI	85	11/04→06/08	←	+PR 1LB;1LE		<b>11.0101-5409.2</b>	<b>260035</b> ATE
2.0	96	11/04→06/08	↓				

	kw			 	! #		
<b>AUDI - A4 (8EC, B7) 11/04→06/08</b>							
<b>Führungshülzensatz, Bremssattel</b>							
2.0 TDI	89	09/05→09/06	←	+PR 1LA;1LC		11.0101-5409.2 260035	ATE
2.0 TDI	100	11/04→06/08	←	+PR 1LF;1LT		11.0101-5409.2 260035	ATE
2.0 TDI	103	11/04→06/08	←	+PR 1LB;1LE		11.0101-5409.2 260035	ATE
2.0 TDI	120	06/06→06/08	←	+PR 1LB;1LE		11.0101-5409.2 260035	ATE
2.0 TDI	125	06/06→06/08	←				
2.0 TDI 16V	103	11/04→06/08	←				
2.0 TDI quattro	103	01/06→06/08	←				
2.0 TDI quattro	120	06/06→06/08	←				
2.0 TDI quattro	125	06/06→06/08	←				
2.0 TFSI	125	10/06→06/08	←				
2.0 TFSI	147	11/04→06/08	←				
2.0 TFSI	162	06/05→06/08	←				
2.0 TFSI quattro	147	11/04→06/08	←				
2.0 TFSI quattro	162	06/05→06/08	←				
2.5 TDI	120	11/04→05/06	←				
2.7 TDI	120	11/05→06/08	←				
2.7 TDI	132	01/06→06/08	←				
3.0	160	11/04→05/06	←				
3.0 quattro	160	11/04→07/06	←				
3.0 TDI quattro	150	11/04→06/08	←				
3.0 TDI quattro	171	01/06→06/08	←				
3.2 FSI	188	01/05→06/08	←				
3.2 FSI quattro	188	01/05→06/08	←				
2.0 TDI	93	11/05→11/06	←	06/06→; +PR 1LB;1LE		11.0101-5409.2 260035	ATE
			←	06/06→; +PR 1LA;1LC		11.0101-5409.2 260035	ATE
			←	06/06→; +PR 1LF;1LT		11.0101-5409.2 260035	ATE
S4 quattro	253	11/04→06/08	←	8H-7-900461→; +PR 1LJ		11.0101-5409.2 260035	ATE
			←	→ 8H-7-900460; +PR 1LJ		11.0101-5409.2 260035	ATE
<b>Führungsbolzen, Bremssattel</b>							
1.6	75	11/04→06/08		+PR 1LF;1LT		11.8171-0008.1 990049	ATE
1.8 T	120	11/04→06/08		+PR 1LB;1LE		11.8171-0008.1 990049	ATE
1.8 T quattro	120	11/04→06/08		+PR 1LB;1LE		11.8171-0008.1 990049	ATE
1.9 TDI	85	11/04→06/08		+PR 1LA;1LC		11.8171-0008.1 990049	ATE
2.0	96	11/04→06/08					
2.0 TDI	89	09/05→09/06					
2.0 TDI	100	11/04→06/08					
2.0 TDI	103	11/04→06/08					
2.0 TDI	120	06/06→06/08					
2.0 TDI	125	06/06→06/08					
2.0 TDI 16V	103	11/04→06/08					
2.0 TDI quattro	103	01/06→06/08					
2.0 TDI quattro	120	06/06→06/08					
2.0 TDI quattro	125	06/06→06/08					
2.0 TFSI	125	10/06→06/08					
2.0 TFSI	147	11/04→06/08					
2.0 TFSI	162	06/05→06/08					
2.0 TFSI quattro	147	11/04→06/08					
2.0 TFSI quattro	162	06/05→06/08					
2.5 TDI	120	11/04→05/06					
2.7 TDI	120	11/05→06/08					
2.7 TDI	132	01/06→06/08					
3.0	160	11/04→05/06					
3.0 quattro	160	11/04→07/06					
3.0 TDI quattro	150	11/04→06/08					
3.0 TDI quattro	171	01/06→06/08					
3.2 FSI	188	01/05→06/08					
3.2 FSI quattro	188	01/05→06/08					
2.0 TDI	93	11/05→11/06		06/06→; +PR 1LA;1LC		11.8171-0008.1 990049	ATE
				06/06→; +PR 1LF;1LT		11.8171-0008.1 990049	ATE
				06/06→; +PR 1LB;1LE		11.8171-0008.1 990049	ATE
S4 quattro	253	11/04→06/08		→ 8H-7-900460; +PR 1LJ		11.8171-0008.1 990049	ATE
				8H-7-900461→; +PR 1LJ		11.8171-0008.1 990049	ATE
<b>Dichtungssatz, Bremssattel</b>							
1.6	75	11/04→06/08	←	+PR 1LF;1LT		11.0441-5704.2 250034	ATE
1.8 T	120	11/04→06/08	←	+PR 1LB;1LE		11.0441-5704.2 250034	ATE
1.8 T quattro	120	11/04→06/08	←	+PR 1LB;1LE		11.0441-5704.2 250034	ATE
1.9 TDI	85	11/04→06/08	←	+PR 1LA;1LC		11.0441-6008.2 250038	ATE für Kolben-Ø [mm]: 60
2.0	96	11/04→06/08	←	+PR 1LA;1LC		11.0441-6008.2 250038	ATE für Kolben-Ø [mm]: 60
2.0 TDI	89	09/05→09/06	←				
2.0 TDI	100	11/04→06/08	←				
2.0 TDI	103	11/04→06/08	←				
2.0 TDI	120	06/06→06/08	←				
2.0 TDI	125	06/06→06/08	←				
2.0 TDI 16V	103	11/04→06/08	←				
2.0 TDI quattro	103	01/06→06/08	←				
2.0 TDI quattro	120	06/06→06/08	←				
↓							

### AUDI - A4 (8EC, B7) 11/04→06/08

#### Dichtungssatz, Bremssattel

2.0 TDI quattro	125	06/06→06/08	←	+PR 1LF;1LT		<b>11.0441-5704.2</b>	<b>250034</b>	ATE
2.0 TFSI	125	10/06→06/08	←	+PR 1LB;1LE		<b>11.0441-5704.2</b>	<b>250034</b>	ATE
2.0 TFSI	147	11/04→06/08	←	+PR 1LA;1LC		<b>11.0441-6008.2</b>	<b>250038</b>	ATE für Kolben-Ø [mm]: 60
2.0 TFSI quattro	162	06/05→06/08	←					
2.0 TFSI quattro	147	11/04→06/08	←					
2.0 TFSI quattro	162	06/05→06/08	←					
2.5 TDI	120	11/04→05/06	←					
2.7 TDI	120	11/05→06/08	←					
2.7 TDI	132	01/06→06/08	←					
3.0	160	11/04→05/06	←					
3.0 quattro	160	11/04→07/06	←					
3.0 TDI quattro	150	11/04→06/08	←					
3.0 TDI quattro	171	01/06→06/08	←					
3.2 FSI	188	01/05→06/08	←					
3.2 FSI quattro	188	01/05→06/08	←					
2.0 TDI	93	11/05→11/06	←	06/06→; +PR 1LB;1LE		<b>11.0441-5704.2</b>	<b>250034</b>	ATE
			←	06/06→; +PR 1LF;1LT		<b>11.0441-5704.2</b>	<b>250034</b>	ATE
			←	06/06→; +PR 1LA;1LC		<b>11.0441-6008.2</b>	<b>250038</b>	ATE für Kolben-Ø [mm]: 60
S4 quattro	253	11/04→06/08	←	→ 8H-7-900460; +PR 1LJ		<b>11.0441-6008.2</b>	<b>250038</b>	ATE für Kolben-Ø [mm]: 60
			←	8H-7-900461→; +PR 1LJ		<b>11.0441-6008.2</b>	<b>250038</b>	ATE für Kolben-Ø [mm]: 60

#### Bremsschlauch








1.6	75	11/04→06/08	←			<b>24.5237-0308.3</b>	<b>331435</b>	L= 308
1.8 T	120	11/04→06/08	→			<b>24.5138-0263.3</b>	<b>330885</b>	L= 263
1.8 T quattro	120	11/04→06/08	→					
1.9 TDI	85	11/04→06/08	→					
2.0	96	11/04→06/08	→					
2.0 TDI	89	09/05→09/06	→					
2.0 TDI	100	11/04→06/08	→					
2.0 TDI	103	11/04→06/08	→					
2.0 TDI	120	06/06→06/08	→					
2.0 TDI	125	06/06→06/08	→					
2.0 TDI 16V	103	11/04→06/08	→					
2.0 TDI quattro	103	01/06→06/08	→					
2.0 TDI quattro	120	06/06→06/08	→					
2.0 TDI quattro	125	06/06→06/08	→					
2.0 TFSI	125	10/06→06/08	→					
2.0 TFSI	147	11/04→06/08	→					
2.0 TFSI	162	06/05→06/08	→					
2.0 TFSI quattro	147	11/04→06/08	→					
2.0 TFSI quattro	162	06/05→06/08	→					
2.5 TDI	120	11/04→05/06	→					
2.7 TDI	120	11/05→06/08	→					
2.7 TDI	132	01/06→06/08	→					
3.0	160	11/04→05/06	→					
3.0 quattro	160	11/04→07/06	→					
3.0 TDI quattro	150	11/04→06/08	→					
3.0 TDI quattro	171	01/06→06/08	→					
3.2 FSI	188	01/05→06/08	→					
3.2 FSI quattro	188	01/05→06/08	→					
S4 quattro	253	11/04→06/08	→					
2.0 TDI	93	11/05→11/06	←	06/06→		<b>24.5237-0308.3</b>	<b>331435</b>	L= 308
			→	06/06→		<b>24.5138-0263.3</b>	<b>330885</b>	L= 263
RS4 quattro	309	09/05→06/08	←	11/05→		<b>83.6169-0418.3</b>	<b>330894</b>	L= 422








### AUDI - A4 (8K2, B8) 11/07→12/15









#### Bremssattel









1.8 TFSI	88	01/08→12/15	←	☐; +PR 1LY		<b>11.9571-9755.2</b>	<b>220845</b>	ATE Ø 57 - Halter
1.8 TFSI	118	11/07→03/12	←	☐; +PR 1LT		<b>11.9571-9755.2</b>	<b>220845</b>	ATE Ø 57 - Halter
1.8 TFSI quattro	118	09/08→03/12	←	☐; +PR 1LY		<b>11.9571-9756.2</b>	<b>220846</b>	ATE Ø 57 - Halter
2.0 TDI	88	06/08→12/15	←	☐; +PR 1LY		<b>11.9571-9756.2</b>	<b>220846</b>	ATE Ø 57 - Halter
2.0 TDI	100	11/07→12/15	←	☐; +PR 1LT		<b>11.9571-9756.2</b>	<b>220846</b>	ATE Ø 57 - Halter
2.0 TDI	105	11/07→12/15	←	☐; +PR 1LT		<b>11.9571-9756.2</b>	<b>220846</b>	ATE Ø 57 - Halter
2.0 TDI	120	08/08→12/15	←	☐; +PR 1LA,1LB		<b>24.3571-1773.5</b>	<b>240625</b>	TRW Ø 57 - Halter
2.0 TDI	125	01/08→03/12	←	☐; +PR 1LA,1LB		<b>24.3571-1774.5</b>	<b>240626</b>	TRW Ø 57 - Halter
2.0 TDI	130	11/11→12/15	←	☐; +PR 1LA,1LB		<b>24.3571-1774.5</b>	<b>240626</b>	TRW Ø 57 - Halter
2.0 TDI 16V	103	07/08→	→					
2.0 TDI quattro	105	11/08→12/15	→	☐; → 8K-C-715000; +PR 1KW		<b>24.6243-1703.7</b>	<b>220945</b>	TRW Ø 43 + EMot / - Halter + FSB
2.0 TDI quattro	125	01/08→03/12	→					
2.0 TDI quattro	130	11/11→12/15	→	☐; → 8K-C-715000; +PR 1KW		<b>24.6243-1704.7</b>	<b>220946</b>	TRW Ø 43 + EMot / - Halter + FSB
2.0 TFSI	132	06/08→12/15	→					
2.0 TFSI	155	06/08→05/13	→	☐; 8K-D-000001→; +PR 1KW,2EH		<b>24.6243-1707.7</b>	<b>220979</b>	TRW Ø 43 + EMot / - Halter + FSB
2.0 TFSI flexible fuel	132	11/09→12/15	→					
2.0 TFSI flexible fuel quattro	132	11/09→12/15	→	☐; 8K-D-000001→; +PR 1KW,2EH		<b>24.6243-1708.7</b>	<b>220980</b>	TRW Ø 43 + EMot / - Halter + FSB
2.0 TFSI quattro	155	06/08→12/15	→					
2.7 TDI	120	11/07→03/12	→					
2.7 TDI	140	11/07→03/12	→					



	kw			 	! #		
<b>AUDI - A4 (8K2, B8) 11/07→12/15</b>							
<b>Bremssattel</b>							
3.0 TDI	150	11/11→12/15	➔	☐; +PR 1KP		24.6243-1721.5 240782	TRW Ø 43 + EMot / - Halter + FSB
3.0 TDI quattro	155	06/08→05/10					
3.0 TDI quattro	176	11/07→03/12					
3.0 TDI quattro	180	11/11→12/15	➔	☐; +PR 1KP		24.6243-1722.5 240783	TRW Ø 43 + EMot / - Halter + FSB
3.0 TFSI quattro	200	02/12→12/15					
3.2 FSI	195	09/08→03/12					
3.2 FSI quattro	195	11/07→03/12					
1.8 TFSI	125	11/11→12/15	➔	☐; 01/12→; +PR 1LT		11.9571-9755.2 220845	ATE Ø 57 - Halter
1.8 TFSI quattro	125	11/11→12/15	➔	☐; 01/12→; +PR 1LY		11.9571-9755.2 220845	ATE Ø 57 - Halter
			➔	☐; 01/12→; +PR 1LT		11.9571-9756.2 220846	ATE Ø 57 - Halter
			➔	☐; 01/12→; +PR 1LY		11.9571-9756.2 220846	ATE Ø 57 - Halter
			➔	☐; 01/12→; +PR 1LA,1LB		24.3571-1773.5 240625	TRW Ø 57 - Halter
			➔	☐; 01/12→; +PR 1LA,1LB		24.3571-1774.5 240626	TRW Ø 57 - Halter
			➔	☐; 01/12→; +PR 1KW; → 8K-C-715000		24.6243-1703.7 220945	TRW Ø 43 + EMot / - Halter + FSB
			➔	☐; 01/12→; +PR 1KW; → 8K-C-715000		24.6243-1704.7 220946	TRW Ø 43 + EMot / - Halter + FSB
			➔	☐; 8K-D-000001→; +PR 1KW,2EH		24.6243-1707.7 220979	TRW Ø 43 + EMot / - Halter + FSB
			➔	☐; 8K-D-000001→; +PR 1KW,2EH		24.6243-1708.7 220980	TRW Ø 43 + EMot / - Halter + FSB
			➔	☐; 01/12→; +PR 1KP		24.6243-1721.5 240782	TRW Ø 43 + EMot / - Halter + FSB
			➔	☐; 01/12→; +PR 1KP		24.6243-1722.5 240783	TRW Ø 43 + EMot / - Halter + FSB
2.0 TDI	110	05/13→12/15	➔	☐; +PR 1LY		11.9571-9755.2 220845	ATE Ø 57 - Halter
2.0 TDI	140	09/13→12/15					
2.0 TDI quattro	110	05/13→12/15	➔	☐; +PR 1LT		11.9571-9755.2 220845	ATE Ø 57 - Halter
2.0 TDI quattro	140	09/13→12/15					
2.0 TFSI	162	05/13→12/15	➔	☐; +PR 1LY		11.9571-9756.2 220846	ATE Ø 57 - Halter
2.0 TFSI	165	05/13→12/15	➔	☐; +PR 1LT		11.9571-9756.2 220846	ATE Ø 57 - Halter
2.0 TFSI quattro	162	05/13→12/15	➔	☐; +PR 1LA,1LB		24.3571-1773.5 240625	TRW Ø 57 - Halter
2.0 TFSI quattro	165	05/13→12/15	➔	☐; +PR 1LA,1LB		24.3571-1774.5 240626	TRW Ø 57 - Halter
			➔	☐; +PR 1KW,2EH		24.6243-1707.7 220979	TRW Ø 43 + EMot / - Halter + FSB
			➔	☐; +PR 1KW,2EH		24.6243-1708.7 220980	TRW Ø 43 + EMot / - Halter + FSB
			➔	☐; +PR 1KP		24.6243-1721.5 240782	TRW Ø 43 + EMot / - Halter + FSB
			➔	☐; +PR 1KP		24.6243-1722.5 240783	TRW Ø 43 + EMot / - Halter + FSB
S4 quattro	245	11/08→12/15	➔	☐; → 8K-C-715000; +PR 1KE		24.6243-1705.7 220947	TRW Ø 43 + EMot / - Halter + FSB
			➔	☐; → 8K-C-715000; +PR 1KE		24.6243-1706.7 220948	TRW Ø 43 + EMot / - Halter + FSB
<b>Feder, Bremssattel</b>							
1.8 TFSI	88	01/08→12/15	➔	+PR 1LY	2	11.8116-0351.1 390538	ATE
1.8 TFSI	118	11/07→03/12					
1.8 TFSI quattro	118	09/08→03/12	➔	+PR 1LT	2	11.8116-0351.1 390538	ATE
2.0 TDI	88	06/08→12/15					
2.0 TDI	100	11/07→12/15					
2.0 TDI	105	11/07→12/15					
2.0 TDI	110	05/13→12/15					
2.0 TDI	120	08/08→12/15					
2.0 TDI	125	01/08→03/12					
2.0 TDI	130	11/11→12/15					
2.0 TDI	140	09/13→12/15					
2.0 TDI 16V	103	07/08→					
2.0 TDI quattro	105	11/08→12/15					
2.0 TDI quattro	110	05/13→12/15					
2.0 TDI quattro	125	01/08→03/12					
2.0 TDI quattro	130	11/11→12/15					
2.0 TDI quattro	140	09/13→12/15					
2.0 TFSI	132	06/08→12/15					
2.0 TFSI	155	06/08→05/13					
2.0 TFSI	162	05/13→12/15					
2.0 TFSI	165	05/13→12/15					
2.0 TFSI flexible fuel	132	11/09→12/15					
2.0 TFSI flexible fuel quattro	132	11/09→12/15					
2.0 TFSI quattro	155	06/08→12/15					
2.0 TFSI quattro	162	05/13→12/15					
↓							

	kw			 	! #		
<b>AUDI - A4 (8K2, B8) 11/07→12/15</b>							
<b>Feder, Bremssattel</b>							
2.0 TFSI quattro	165	05/13→12/15	←	+PR 1LY	2	11.8116-0351.1 390538	ATE
2.7 TDI	120	11/07→03/12	←	+PR 1LT	2	11.8116-0351.1 390538	ATE
2.7 TDI	140	11/07→03/12					
3.0 TDI	150	11/11→12/15					
3.0 TDI quattro	155	06/08→05/10					
3.0 TDI quattro	176	11/07→03/12					
3.0 TDI quattro	180	11/11→12/15					
3.0 TFSI quattro	200	02/12→12/15					
3.2 FSI	195	09/08→03/12					
3.2 FSI quattro	195	11/07→03/12					
1.8 TFSI	125	11/11→12/15	←	01/12→; +PR 1LY	2	11.8116-0351.1 390538	ATE
1.8 TFSI quattro	125	11/11→12/15	←	01/12→; +PR 1LT	2	11.8116-0351.1 390538	ATE
<b>Führungshülzensatz, Bremssattel</b>							
1.8 TFSI	88	01/08→12/15	←	+PR 1LY		11.0101-5409.2 260035	ATE
1.8 TFSI	118	11/07→03/12					
1.8 TFSI quattro	118	09/08→03/12	←	+PR 1LT		11.0101-5409.2 260035	ATE
2.0 TDI	88	06/08→12/15					
2.0 TDI	100	11/07→12/15					
2.0 TDI	105	11/07→12/15					
2.0 TDI	110	05/13→12/15					
2.0 TDI	120	08/08→12/15					
2.0 TDI	125	01/08→03/12					
2.0 TDI	130	11/11→12/15					
2.0 TDI	140	09/13→12/15					
2.0 TDI 16V	103	07/08→					
2.0 TDI quattro	105	11/08→12/15					
2.0 TDI quattro	110	05/13→12/15					
2.0 TDI quattro	125	01/08→03/12					
2.0 TDI quattro	130	11/11→12/15					
2.0 TDI quattro	140	09/13→12/15					
2.0 TFSI	132	06/08→12/15					
2.0 TFSI	155	06/08→05/13					
2.0 TFSI	162	05/13→12/15					
2.0 TFSI	165	05/13→12/15					
2.0 TFSI flexible fuel	132	11/09→12/15					
2.0 TFSI flexible fuel quattro	132	11/09→12/15					
2.0 TFSI quattro	155	06/08→12/15					
2.0 TFSI quattro	162	05/13→12/15					
2.0 TFSI quattro	165	05/13→12/15					
2.7 TDI	120	11/07→03/12					
2.7 TDI	140	11/07→03/12					
3.0 TDI	150	11/11→12/15					
3.0 TDI quattro	155	06/08→05/10					
3.0 TDI quattro	176	11/07→03/12					
3.0 TDI quattro	180	11/11→12/15					
3.0 TFSI quattro	200	02/12→12/15					
3.2 FSI	195	09/08→03/12					
3.2 FSI quattro	195	11/07→03/12					
1.8 TFSI	125	11/11→12/15	←	01/12→; +PR 1LT		11.0101-5409.2 260035	ATE
1.8 TFSI quattro	125	11/11→12/15	←	01/12→; +PR 1LY		11.0101-5409.2 260035	ATE
<b>Führungsbolzen, Bremssattel</b>							
1.8 TFSI	88	01/08→12/15	←	+PR 1LY		11.8171-0008.1 990049	ATE
1.8 TFSI	118	11/07→03/12					
1.8 TFSI quattro	118	09/08→03/12	←	+PR 1LT		11.8171-0008.1 990049	ATE
2.0 TDI	88	06/08→12/15					
2.0 TDI	100	11/07→12/15					
2.0 TDI	105	11/07→12/15					
2.0 TDI	110	05/13→12/15					
2.0 TDI	120	08/08→12/15					
2.0 TDI	125	01/08→03/12					
2.0 TDI	130	11/11→12/15					
2.0 TDI	140	09/13→12/15					
2.0 TDI 16V	103	07/08→					
2.0 TDI quattro	105	11/08→12/15					
2.0 TDI quattro	110	05/13→12/15					
2.0 TDI quattro	125	01/08→03/12					
2.0 TDI quattro	130	11/11→12/15					
2.0 TDI quattro	140	09/13→12/15					
2.0 TFSI	132	06/08→12/15					
2.0 TFSI	155	06/08→05/13					
2.0 TFSI	162	05/13→12/15					
2.0 TFSI	165	05/13→12/15					
2.0 TFSI flexible fuel	132	11/09→12/15					
2.0 TFSI flexible fuel quattro	132	11/09→12/15					
2.0 TFSI quattro	155	06/08→12/15					
2.0 TFSI quattro	162	05/13→12/15					
2.0 TFSI quattro	165	05/13→12/15					
↓							

	kw			 	! #		
<b>AUDI - A4 (8K2, B8) 11/07→12/15</b>							
<b>Führungsbolzen, Bremssattel</b>							
2.7 TDI	120	11/07→03/12	←	+PR 1LY		11.8171-0008.1	990049 ATE
2.7 TDI	140	11/07→03/12	←	+PR 1LT		11.8171-0008.1	990049 ATE
3.0 TDI	150	11/11→12/15	←				
3.0 TDI quattro	155	06/08→05/10					
3.0 TDI quattro	176	11/07→03/12					
3.0 TDI quattro	180	11/11→12/15					
3.0 TFSI quattro	200	02/12→12/15					
3.2 FSI	195	09/08→03/12					
3.2 FSI quattro	195	11/07→03/12					
1.8 TFSI	125	11/11→12/15	←	01/12→; +PR 1LT		11.8171-0008.1	990049 ATE
1.8 TFSI quattro	125	11/11→12/15	←	01/12→; +PR 1LY		11.8171-0008.1	990049 ATE
<b> Bremsschlauch</b>							
1.8 TFSI	88	01/08→12/15	←		2	83.7713-0476.3	331116 L= 472
1.8 TFSI	118	11/07→03/12	←				
1.8 TFSI quattro	118	09/08→03/12	→		2	24.5140-0396.3	331372 L= 396
2.0 TDI	88	06/08→12/15					
2.0 TDI	100	11/07→12/15					
2.0 TDI	105	11/07→12/15					
2.0 TDI	110	05/13→12/15					
2.0 TDI	120	08/08→12/15					
2.0 TDI	125	01/08→03/12					
2.0 TDI	130	11/11→12/15					
2.0 TDI	140	09/13→12/15					
2.0 TDI 16V	103	07/08→					
2.0 TDI quattro	105	11/08→12/15					
2.0 TDI quattro	110	05/13→12/15					
2.0 TDI quattro	125	01/08→03/12					
2.0 TDI quattro	130	11/11→12/15					
2.0 TDI quattro	140	09/13→12/15					
2.0 TFSI	132	06/08→12/15					
2.0 TFSI	155	06/08→05/13					
2.0 TFSI	162	05/13→12/15					
2.0 TFSI	165	05/13→12/15					
2.0 TFSI flexible fuel	132	11/09→12/15					
2.0 TFSI flexible fuel quattro	132	11/09→12/15					
2.0 TFSI quattro	155	06/08→12/15					
2.0 TFSI quattro	162	05/13→12/15					
2.0 TFSI quattro	165	05/13→12/15					
2.7 TDI	120	11/07→03/12					
2.7 TDI	140	11/07→03/12					
3.0 TDI	150	11/11→12/15					
3.0 TDI quattro	155	06/08→05/10					
3.0 TDI quattro	176	11/07→03/12					
3.0 TDI quattro	180	11/11→12/15					
3.0 TFSI quattro	200	02/12→12/15					
3.2 FSI	195	09/08→03/12					
3.2 FSI quattro	195	11/07→03/12					
S4 quattro	245	11/08→12/15					
1.8 TFSI	125	11/11→12/15	←	01/12→	2	83.7713-0476.3	331116 L= 472
1.8 TFSI quattro	125	11/11→12/15	→	01/12→	2	24.5140-0396.3	331372 L= 396
<b>AUDI - A4 (8W2, B9) 05/15→</b>							
<b>Feder, Bremssattel</b>							
1.4 TFSI	110	08/15→		+PR 1LA,1LB	2	11.8116-0071.1	390605 ATE
2.0 TDI	90	05/16→					
2.0 TDI	100	05/15→					
2.0 TDI	110	05/15→					
2.0 TDI	140	05/15→					
2.0 TDI quattro	110	09/16→					
2.0 TDI quattro	120	09/16→					
2.0 TDI quattro	140	09/15→					
2.0 TFSI	140	05/15→					
2.0 TFSI	183	11/15→					
2.0 TFSI	185	05/15→					
2.0 TFSI quattro	183	11/15→					
2.0 TFSI quattro	185	05/15→					
3.0 TDI	160	09/15→					
3.0 TDI quattro	160	09/15→					
3.0 TDI quattro	200	05/15→					
S4 quattro	260	05/16→					
<b>Führungshülzensatz, Bremssattel</b>							
1.4 TFSI	110	08/15→	←	+PR 1LA,1LB		11.0101-5407.2	260011 ATE
2.0 TDI	90	05/16→					
2.0 TDI	100	05/15→					
2.0 TDI	110	05/15→					
2.0 TDI	140	05/15→					
2.0 TDI quattro	110	09/16→					

	kw			 	! #		
<b>AUDI - A4 (8W2, B9) 05/15→</b>							
<b>Führungshülzensatz, Bremsattel</b>							
2.0 TDI quattro	120	09/16→	←	+PR 1LA,1LB		11.0101-5407.2 260011	ATE
2.0 TDI quattro	140	09/15→					
2.0 TFSI	140	05/15→					
2.0 TFSI	183	11/15→					
2.0 TFSI	185	05/15→					
2.0 TFSI quattro	183	11/15→					
2.0 TFSI quattro	185	05/15→					
3.0 TDI	160	09/15→					
3.0 TDI quattro	160	09/15→					
3.0 TDI quattro	200	05/15→					
S4 quattro	260	05/16→					
<b>Führungsbolzen, Bremsattel</b>							
1.4 TFSI	110	08/15→		+PR 1LA,1LB		11.8171-0008.1 990049	ATE
2.0 TDI	90	05/16→					
2.0 TDI	100	05/15→					
2.0 TDI	110	05/15→					
2.0 TDI	140	05/15→					
2.0 TDI quattro	110	09/16→					
2.0 TDI quattro	120	09/16→					
2.0 TDI quattro	140	09/15→					
2.0 TFSI	140	05/15→					
2.0 TFSI	183	11/15→					
2.0 TFSI	185	05/15→					
2.0 TFSI quattro	183	11/15→					
2.0 TFSI quattro	185	05/15→					
3.0 TDI	160	09/15→					
3.0 TDI quattro	160	09/15→					
3.0 TDI quattro	200	05/15→					
S4 quattro	260	05/16→					
<b>AUDI - A4 Allroad (8KH, B8) 04/09→05/16</b>							
 <b>Bremsattel</b>							
2.0 TDI quattro	100	09/09→05/16	←	☐; +PR 1LT		11.9571-9755.2 220845	ATE Ø 57 - Halter
2.0 TDI quattro	105	09/09→05/16	←	☐; +PR 1LT		11.9571-9756.2 220846	ATE Ø 57 - Halter
2.0 TDI quattro	110	05/13→05/16	←	☐; +PR 1LT		11.9571-9756.2 220846	ATE Ø 57 - Halter
2.0 TDI quattro	120	04/09→05/16	←	☐; +PR 1LA		24.3571-1773.5 240625	TRW Ø 57 - Halter
2.0 TDI quattro	125	04/09→05/16	←	☐; +PR 1LA		24.3571-1773.5 240625	TRW Ø 57 - Halter
2.0 TDI quattro	140	09/13→05/16	←	☐; +PR 1LA		24.3571-1774.5 240626	TRW Ø 57 - Halter
2.0 TFSI quattro	155	04/09→05/16	→	☐; +PR 1KW,GP0,GP1		24.6243-1703.7 220945	TRW Ø 43 + EMot / - Halter + FSB
2.0 TFSI quattro	165	05/13→05/16	→	☐; +PR 1KW,GP0,GP1		24.6243-1703.7 220945	TRW Ø 43 + EMot / - Halter + FSB
3.0 TDI quattro	176	04/09→01/12	→	☐; +PR 1KW,GP0,GP1		24.6243-1704.7 220946	TRW Ø 43 + EMot / - Halter + FSB
3.0 TDI quattro	180	01/12→05/16	→	☐; +PR 1KW,GP0,GP1		24.6243-1704.7 220946	TRW Ø 43 + EMot / - Halter + FSB
			→	☐; +PR 1KW,GP2		24.6243-1707.7 220979	TRW Ø 43 + EMot / - Halter + FSB
			→	☐; +PR 1KW,GP2		24.6243-1708.7 220980	TRW Ø 43 + EMot / - Halter + FSB
2.0 TDI quattro	130	11/11→05/16	←	☐; 01/12→; +PR 1LT		11.9571-9755.2 220845	ATE Ø 57 - Halter
			←	☐; 01/12→; +PR 1LT		11.9571-9756.2 220846	ATE Ø 57 - Halter
			←	☐; 01/12→; +PR 1LA		24.3571-1773.5 240625	TRW Ø 57 - Halter
			←	☐; 01/12→; +PR 1LA		24.3571-1774.5 240626	TRW Ø 57 - Halter
			→	☐; 01/12→; +PR 1KW,GP0,GP1		24.6243-1703.7 220945	TRW Ø 43 + EMot / - Halter + FSB
			→	☐; 01/12→; +PR 1KW,GP0,GP1		24.6243-1704.7 220946	TRW Ø 43 + EMot / - Halter + FSB
			→	☐; 01/12→; +PR 1KW,GP2		24.6243-1707.7 220979	TRW Ø 43 + EMot / - Halter + FSB
			→	☐; 01/12→; +PR 1KW,GP2		24.6243-1708.7 220980	TRW Ø 43 + EMot / - Halter + FSB
2.0 TFSI quattro	162	05/13→05/16	←	☐; +PR 1LT		11.9571-9755.2 220845	ATE Ø 57 - Halter
			←	☐; +PR 1LT		11.9571-9756.2 220846	ATE Ø 57 - Halter
			←	☐		24.3571-1773.5 240625	TRW Ø 57 - Halter
			←	☐		24.3571-1774.5 240626	TRW Ø 57 - Halter
			→	☐; +PR 1KW,GP0,GP1		24.6243-1703.7 220945	TRW Ø 43 + EMot / - Halter + FSB
			→	☐; +PR 1KW,GP0,GP1		24.6243-1704.7 220946	TRW Ø 43 + EMot / - Halter + FSB
			→	☐; +PR 1KW,GP2		24.6243-1707.7 220979	TRW Ø 43 + EMot / - Halter + FSB
			→	☐; +PR 1KW,GP2		24.6243-1708.7 220980	TRW Ø 43 + EMot / - Halter + FSB

### AUDI - A4 Allroad (8KH, B8) 04/09→05/16

#### Feder, Bremssattel

2.0 TDI quattro	100	09/09→05/16		+PR 1LT	2	11.8116-0351.1	390538	ATE
2.0 TDI quattro	105	09/09→05/16						
2.0 TDI quattro	110	05/13→05/16						
2.0 TDI quattro	120	04/09→05/16						
2.0 TDI quattro	125	04/09→05/16						
2.0 TDI quattro	140	09/13→05/16						
2.0 TFSI quattro	155	04/09→05/16						
2.0 TFSI quattro	162	05/13→05/16						
2.0 TFSI quattro	165	05/13→05/16						
3.0 TDI quattro	176	04/09→01/12						
3.0 TDI quattro	180	01/12→05/16						
2.0 TDI quattro	130	11/11→05/16		01/12→; +PR 1LT	2	11.8116-0351.1	390538	ATE

#### Führungshülzensatz, Bremssattel

2.0 TDI quattro	100	09/09→05/16	←	+PR 1LT		11.0101-5409.2	260035	ATE
2.0 TDI quattro	105	09/09→05/16						
2.0 TDI quattro	110	05/13→05/16						
2.0 TDI quattro	120	04/09→05/16						
2.0 TDI quattro	125	04/09→05/16						
2.0 TDI quattro	140	09/13→05/16						
2.0 TFSI quattro	155	04/09→05/16						
2.0 TFSI quattro	162	05/13→05/16						
2.0 TFSI quattro	165	05/13→05/16						
3.0 TDI quattro	176	04/09→01/12						
3.0 TDI quattro	180	01/12→05/16						
2.0 TDI quattro	130	11/11→05/16	←	01/12→; +PR 1LT		11.0101-5409.2	260035	ATE

#### Führungsbolzen, Bremssattel

2.0 TDI quattro	100	09/09→05/16		+PR 1LT		11.8171-0008.1	990049	ATE
2.0 TDI quattro	105	09/09→05/16						
2.0 TDI quattro	110	05/13→05/16						
2.0 TDI quattro	120	04/09→05/16						
2.0 TDI quattro	125	04/09→05/16						
2.0 TDI quattro	140	09/13→05/16						
2.0 TFSI quattro	155	04/09→05/16						
2.0 TFSI quattro	162	05/13→05/16						
2.0 TFSI quattro	165	05/13→05/16						
3.0 TDI quattro	176	04/09→01/12						
3.0 TDI quattro	180	01/12→05/16						
2.0 TDI quattro	130	11/11→05/16		01/12→; +PR 1LT		11.8171-0008.1	990049	ATE









#### Bremsschlauch








2.0 TDI quattro	100	09/09→05/16	←		2	83.7713-0476.3	331116	L= 472
2.0 TDI quattro	105	09/09→05/16						
2.0 TDI quattro	110	05/13→05/16	→		2	24.5140-0406.3	331480	L= 406
2.0 TDI quattro	120	04/09→05/16						
2.0 TDI quattro	125	04/09→05/16						
2.0 TDI quattro	140	09/13→05/16						
2.0 TFSI quattro	155	04/09→05/16						
2.0 TFSI quattro	162	05/13→05/16						
2.0 TFSI quattro	165	05/13→05/16						
3.0 TDI quattro	176	04/09→01/12						
3.0 TDI quattro	180	01/12→05/16						
2.0 TDI quattro	130	11/11→05/16	←	01/12→	2	83.7713-0476.3	331116	L= 472
			→	01/12→	2	24.5140-0406.3	331480	L= 406








### AUDI - A4 Avant (8D5, B5) 11/94→09/01

#### Bremssattel








1.6 1.6           ↓	74	11/94→09/01	←	☐; → 8D-V-054061		11.3571-8517.2	220321	ATE Ø 57 - Halter	
	75	07/00→09/01				24.3571-8517.5	240493	ATE Ø 57 - Halter	
				←	☐; → 8D-V-054061		11.3571-8518.2	220322	ATE Ø 57 - Halter
							24.3571-8518.5	240494	ATE Ø 57 - Halter
				←	☐; → 8D-V-169695		24.3541-1745.5	240217	TRW Ø 54 - Halter
				←	☐; → 8D-V-169695		24.3541-1746.5	240218	TRW Ø 54 - Halter
				←	☐; 8D-V-054062→; → 04/01		24.3541-1763.5	240231	TRW Ø 54 - Halter
				←	☐; 8D-V-169696→; → 04/01		24.3541-1763.5	240231	TRW Ø 54 - Halter
				←	☐; 8D-V-054062→; → 04/01		24.3541-1764.5	240232	TRW Ø 54 - Halter
				←	☐; 8D-V-169696→; → 04/01		24.3541-1764.5	240232	TRW Ø 54 - Halter
				→	☐; → 8D-V-160000		24.3384-1719.5	240259	TRW Ø 38 - Halter
				→	☐; → 8D-V-160000		24.3384-1720.5	240260	TRW Ø 38 - Halter
				→	☐; 8D-V-160001→; → 04/01		24.3384-1731.5	240818	TRW Ø 38 - Halter








	kw			 	! #		
<b>AUDI - A4 Avant (8D5, B5) 11/94→09/01</b>							
<b> Bremssattel</b>							
1.6	74	11/94→09/01	➔	☐; 8D-V-160001→; → 04/01		24.3384-1732.5 240819	TRW Ø 38 - Halter
1.6	75	07/00→09/01					
1.8	85	07/95→09/01	➔	☐; → 8D-V-054061		11.3571-8517.2 220321	ATE Ø 57 - Halter
1.8	92	02/96→09/01	➔	☐; → 8D-V-054061		24.3571-8517.5 240493	ATE Ø 57 - Halter
			➔	☐; → 8D-V-054061		11.3571-8518.2 220322	ATE Ø 57 - Halter
			➔	☐; → 8D-V-054061		24.3571-8518.5 240494	ATE Ø 57 - Halter
			➔	☐; 8D-V-054062→; → 04/01		24.3541-1763.5 240231	TRW Ø 54 - Halter
			➔	☐; 8D-V-054062→; → 04/01		24.3541-1764.5 240232	TRW Ø 54 - Halter
			➔	☐; → 8D-V-160000		24.3384-1719.5 240259	TRW Ø 38 - Halter
			➔	☐; → 8D-V-160000		24.3384-1720.5 240260	TRW Ø 38 - Halter
			➔	☐; 8D-V-160001→; → 04/01		24.3384-1731.5 240818	TRW Ø 38 - Halter
			➔	☐; 8D-V-160001→; → 04/01		24.3384-1732.5 240819	TRW Ø 38 - Halter
1.8 quattro	85	07/95→09/01	➔	☐; → 8D-V-054061		11.3571-8517.2 220321	ATE Ø 57 - Halter
1.8 quattro	92	01/96→09/01	➔	☐; → 8D-V-054061		24.3571-8517.5 240493	ATE Ø 57 - Halter
			➔	☐; → 8D-V-054061		11.3571-8518.2 220322	ATE Ø 57 - Halter
			➔	☐; → 8D-V-054061		24.3571-8518.5 240494	ATE Ø 57 - Halter
			➔	☐; 8D-V-054062→; → 04/01		24.3541-1763.5 240231	TRW Ø 54 - Halter
			➔	☐; 8D-V-054062→; → 04/01		24.3541-1764.5 240232	TRW Ø 54 - Halter
			➔	☐; → 04/01		24.3384-1725.5 240261	TRW Ø 38 - Halter
			➔	☐; → 04/01		24.3384-1726.5 240262	TRW Ø 38 - Halter
1.8 T	110	03/96→09/01	➔	☐; → 04/01		24.3571-8521.5 240495	ATE Ø 57 - Halter
1.8 T	132	12/97→09/01	➔	☐; → 04/01		24.3571-8522.5 240496	ATE Ø 57 - Halter
1.9 TDI	81	02/96→09/01	➔	☐; → 8D-V-160000		24.3384-1719.5 240259	TRW Ø 38 - Halter
2.6	110	02/96→09/01	➔	☐; → 8D-V-160000		24.3384-1720.5 240260	TRW Ø 38 - Halter
2.8	142	10/96→09/01	➔	☐; 8D-V-160001→; → 04/01		24.3384-1731.5 240818	TRW Ø 38 - Halter
			➔	☐; 8D-V-160001→; → 04/01		24.3384-1732.5 240819	TRW Ø 38 - Halter
1.8 T quattro	110	01/96→09/01	➔	☐; → 04/01		24.3571-8521.5 240495	ATE Ø 57 - Halter
1.8 T quattro	132	12/97→09/01	➔	☐; → 04/01		24.3571-8522.5 240496	ATE Ø 57 - Halter
1.9 TDI quattro	81	09/96→09/01	➔	☐; → 04/01		24.3384-1725.5 240261	TRW Ø 38 - Halter
1.9 TDI quattro	85	03/00→09/01	➔	☐; → 04/01		24.3384-1726.5 240262	TRW Ø 38 - Halter
2.4 quattro	120	08/97→09/01	➔	☐; → 04/01		24.3384-1725.5 240261	TRW Ø 38 - Halter
2.6 quattro	110	01/96→09/01	➔	☐; → 04/01		24.3384-1726.5 240262	TRW Ø 38 - Halter
2.8 quattro	142	10/96→09/01	➔	☐; → 04/01		24.3384-1725.5 240261	TRW Ø 38 - Halter
1.9 DUO	66	03/98→09/01	➔	☐; → 8D-V-169695		24.3541-1745.5 240217	TRW Ø 54 - Halter
1.9 TDI	55	03/96→09/01	➔	☐; → 8D-V-169695		24.3541-1746.5 240218	TRW Ø 54 - Halter
1.9 TDI	66	02/96→09/01	➔	☐; 8D-V-054062→; → 04/01		24.3541-1763.5 240231	TRW Ø 54 - Halter
			➔	☐; 8D-V-169696→; → 04/01		24.3541-1763.5 240231	TRW Ø 54 - Halter
			➔	☐; 8D-V-054062→; → 04/01		24.3541-1764.5 240232	TRW Ø 54 - Halter
			➔	☐; 8D-V-169696→; → 04/01		24.3541-1764.5 240232	TRW Ø 54 - Halter
			➔	☐; → 8D-V-160000		24.3384-1719.5 240259	TRW Ø 38 - Halter
			➔	☐; → 8D-V-160000		24.3384-1720.5 240260	TRW Ø 38 - Halter
			➔	☐; 8D-V-160001→; → 04/01		24.3384-1731.5 240818	TRW Ø 38 - Halter
			➔	☐; 8D-V-160001→; → 04/01		24.3384-1732.5 240819	TRW Ø 38 - Halter
1.9 TDI	85	03/00→09/01	➔	☐; → 04/01		24.3571-8521.5 240495	ATE Ø 57 - Halter
2.4	120	08/97→09/01	➔	☐; → 04/01		24.3571-8522.5 240496	ATE Ø 57 - Halter
2.5 TDI	110	09/97→09/01	➔	☐; → 04/01		24.3384-1731.5 240818	TRW Ø 38 - Halter
			➔	☐; → 04/01		24.3384-1732.5 240819	TRW Ø 38 - Halter
2.4	110	07/95→07/97	➔	☐		24.3571-8521.5 240495	ATE Ø 57 - Halter
2.8	128	03/96→09/96	➔	☐		24.3571-8522.5 240496	ATE Ø 57 - Halter
2.8	140	03/99→09/00	➔	☐; → 8D-V-160000		24.3384-1719.5 240259	TRW Ø 38 - Halter
			➔	☐; → 8D-V-160000		24.3384-1720.5 240260	TRW Ø 38 - Halter
			➔	☐; 8D-V-160001→		24.3384-1731.5 240818	TRW Ø 38 - Halter
			➔	☐; 8D-V-160001→		24.3384-1732.5 240819	TRW Ø 38 - Halter
2.4	121	03/97→09/01	➔	☐; 08/97→ 04/01		24.3571-8521.5 240495	ATE Ø 57 - Halter
			➔	☐; 08/97→ 04/01		24.3571-8522.5 240496	ATE Ø 57 - Halter
			➔	☐; 08/97→ 04/01		24.3384-1731.5 240818	TRW Ø 38 - Halter
			➔	☐; 08/97→ 04/01		24.3384-1732.5 240819	TRW Ø 38 - Halter
↓							








	kw			 	! #			
<b>AUDI - A4 Avant (8D5, B5) 11/94→09/01</b>								
<b>Bremssattel</b>								
2.4 quattro	121	03/97→09/01	←	☐; 08/97→ 04/01		24.3571-8521.5	240495	ATE Ø 57 - Halter
			←	☐; 08/97→ 04/01		24.3571-8522.5	240496	ATE Ø 57 - Halter
			→	☐; 08/97→ 04/01		24.3384-1725.5	240261	TRW Ø 38 - Halter
			→	☐; 08/97→ 04/01		24.3384-1726.5	240262	TRW Ø 38 - Halter
2.5 TDI quattro	110	09/97→09/01	←	☐; 11/97→ 04/01		24.3571-8521.5	240495	ATE Ø 57 - Halter
			←	☐; 11/97→ 04/01		24.3571-8522.5	240496	ATE Ø 57 - Halter
			→	☐; 11/97→ 04/01		24.3384-1725.5	240261	TRW Ø 38 - Halter
			→	☐; 11/97→ 04/01		24.3384-1726.5	240262	TRW Ø 38 - Halter
2.8 quattro	128	01/96→09/96	←	☐; → 07/96		24.3571-8521.5	240495	ATE Ø 57 - Halter
			←	☐; → 07/96		24.3571-8522.5	240496	ATE Ø 57 - Halter
			→	☐; → 07/96		24.3384-1725.5	240261	TRW Ø 38 - Halter
			→	☐; → 07/96		24.3384-1726.5	240262	TRW Ø 38 - Halter
2.8 quattro	140	03/99→09/00	←	☐		24.3571-8521.5	240495	ATE Ø 57 - Halter
			←	☐		24.3571-8522.5	240496	ATE Ø 57 - Halter
			→	☐		24.3384-1725.5	240261	TRW Ø 38 - Halter
			→	☐		24.3384-1726.5	240262	TRW Ø 38 - Halter
<b>Halter, Bremssattel</b>								
1.8 T	110	03/96→09/01	←	→ 04/01	2	11.8170-0306.1	260102	ATE
1.8 T	132	12/97→09/01						
1.8 T quattro	110	01/96→09/01						
1.8 T quattro	132	12/97→09/01						
1.9 TDI	81	02/96→09/01						
1.9 TDI	85	03/00→09/01						
1.9 TDI quattro	81	09/96→09/01						
1.9 TDI quattro	85	03/00→09/01						
2.4	120	08/97→09/01						
2.4 quattro	120	08/97→09/01						
2.5 TDI	110	09/97→09/01						
2.6	110	02/96→09/01						
2.6 quattro	110	01/96→09/01						
2.8	142	10/96→09/01						
2.8 quattro	142	10/96→09/01						
2.4	110	07/95→07/97	←		2	11.8170-0306.1	260102	ATE
2.8	128	03/96→09/96						
2.8	140	03/99→09/00						
2.8 quattro	140	03/99→09/00						
2.4	121	03/97→09/01	←	08/97→ 04/01	2	11.8170-0306.1	260102	ATE
2.4 quattro	121	03/97→09/01						
2.5 TDI quattro	110	09/97→09/01	←	11/97→ 04/01	2	11.8170-0306.1	260102	ATE
2.8 quattro	128	01/96→09/96	←	→ 07/96	2	11.8170-0306.1	260102	ATE
<b>Feder, Bremssattel</b>								
1.6	74	11/94→09/01	←	→ 8D-V-054061	2	11.8116-0143.1	390513	ATE
1.6	75	07/00→09/01						
1.8	85	07/95→09/01						
1.8	92	02/96→09/01						
1.8 quattro	85	07/95→09/01						
1.8 quattro	92	01/96→09/01						
1.8 T	110	03/96→09/01	←	→ 04/01	2	11.8116-0143.1	390513	ATE
1.8 T	132	12/97→09/01						
1.8 T quattro	110	01/96→09/01						
1.8 T quattro	132	12/97→09/01						
1.9 TDI	81	02/96→09/01						
1.9 TDI	85	03/00→09/01						
1.9 TDI quattro	81	09/96→09/01						
1.9 TDI quattro	85	03/00→09/01						
2.4	120	08/97→09/01						
2.4 quattro	120	08/97→09/01						
2.5 TDI	110	09/97→09/01						
2.6	110	02/96→09/01						
2.6 quattro	110	01/96→09/01						
2.8	142	10/96→09/01						
2.8 quattro	142	10/96→09/01						
2.4	110	07/95→07/97	←		2	11.8116-0143.1	390513	ATE
2.8	128	03/96→09/96						
2.8	140	03/99→09/00						
2.8 quattro	140	03/99→09/00						
2.4	121	03/97→09/01	←	08/97→ 04/01	2	11.8116-0143.1	390513	ATE
2.4 quattro	121	03/97→09/01						
2.5 TDI quattro	110	09/97→09/01	←	11/97→ 04/01	2	11.8116-0143.1	390513	ATE
↓								










	kw			 	! #		
<b>AUDI - A4 Avant (8D5, B5) 11/94→09/01</b>							
<b>Feder, Bremssattel</b>							
2.8 quattro	128	01/96→09/96	←	→ 07/96	2	11.8116-0143.1 390513	ATE
2.8 quattro	280	10/00→09/01		→ 04/01	2	11.8116-0260.1 390597	ATE
RS4 quattro	280	05/00→09/01		06/00→ 04/01	2	11.8116-0260.1 390597	ATE
<b>Führungshülzensatz, Bremssattel</b>							
1.6	74	11/94→09/01	←	→ 8D-V-054061		11.0101-5409.2 260035	ATE
1.6	75	07/00→09/01					
1.8	85	07/95→09/01					
1.8	92	02/96→09/01					
1.8 quattro	85	07/95→09/01					
1.8 quattro	92	01/96→09/01					
1.8 T	110	03/96→09/01	←	→ 04/01		11.0101-5409.2 260035	ATE
1.8 T	132	12/97→09/01					
1.8 T quattro	110	01/96→09/01					
1.8 T quattro	132	12/97→09/01					
1.9 TDI	81	02/96→09/01					
1.9 TDI	85	03/00→09/01					
1.9 TDI quattro	81	09/96→09/01					
1.9 TDI quattro	85	03/00→09/01					
2.4	120	08/97→09/01					
2.4 quattro	120	08/97→09/01					
2.5 TDI	110	09/97→09/01					
2.6	110	02/96→09/01					
2.6 quattro	110	01/96→09/01					
2.8	142	10/96→09/01					
2.8 quattro	142	10/96→09/01					
2.4	110	07/95→07/97	←			11.0101-5409.2 260035	ATE
2.8	128	03/96→09/96					
2.8	140	03/99→09/00					
2.8 quattro	140	03/99→09/00					
2.4	121	03/97→09/01	←	08/97→ 04/01		11.0101-5409.2 260035	ATE
2.4 quattro	121	03/97→09/01					
2.5 TDI quattro	110	09/97→09/01	←	11/97→ 04/01		11.0101-5409.2 260035	ATE
2.8 quattro	128	01/96→09/96	←	→ 07/96		11.0101-5409.2 260035	ATE
<b>Führungsbolzen, Bremssattel</b>							
1.6	74	11/94→09/01	←	→ 8D-V-054061		11.8171-0008.1 990049	ATE
1.6	75	07/00→09/01					
1.8	85	07/95→09/01					
1.8	92	02/96→09/01					
1.8 quattro	85	07/95→09/01					
1.8 quattro	92	01/96→09/01					
1.8 T	110	03/96→09/01	←	→ 04/01		11.8171-0008.1 990049	ATE
1.8 T	132	12/97→09/01					
1.8 T quattro	110	01/96→09/01					
1.8 T quattro	132	12/97→09/01					
1.9 TDI	81	02/96→09/01					
1.9 TDI	85	03/00→09/01					
1.9 TDI quattro	81	09/96→09/01					
1.9 TDI quattro	85	03/00→09/01					
2.4	120	08/97→09/01					
2.4 quattro	120	08/97→09/01					
2.5 TDI	110	09/97→09/01					
2.6	110	02/96→09/01					
2.6 quattro	110	01/96→09/01					
2.8	142	10/96→09/01					
2.8 quattro	142	10/96→09/01					
2.4	110	07/95→07/97	←			11.8171-0008.1 990049	ATE
2.8	128	03/96→09/96					
2.8	140	03/99→09/00					
2.8 quattro	140	03/99→09/00					
2.4	121	03/97→09/01	←	08/97→ 04/01		11.8171-0008.1 990049	ATE
2.4 quattro	121	03/97→09/01					
2.5 TDI quattro	110	09/97→09/01	←	11/97→ 04/01		11.8171-0008.1 990049	ATE
2.8 quattro	128	01/96→09/96	←	→ 07/96		11.8171-0008.1 990049	ATE
2.8 quattro	280	10/00→09/01		→ 04/01		11.8171-0008.1 990049	ATE
RS4 quattro	280	05/00→09/01		06/00→ 04/01		11.8171-0008.1 990049	ATE
<b>Dichtungssatz, Bremssattel</b>							
1.6	74	11/94→09/01	←	→ 8D-V-054061		11.0441-5704.2 250034	ATE
1.6	75	07/00→09/01					
1.8	85	07/95→09/01					
1.8	92	02/96→09/01					
1.8 quattro	85	07/95→09/01					
1.8 quattro	92	01/96→09/01					
1.8 T	110	03/96→09/01	←	→ 04/01		11.0441-5704.2 250034	ATE
1.8 T	132	12/97→09/01					
↓							

















	kW			 	! #		
<b>AUDI - A4 Avant (8D5, B5) 11/94→09/01</b>							
<b>Dichtungssatz, Bremssattel</b>							
1.8 T quattro	110	01/96→09/01	←	→ 04/01		11.0441-5704.2 250034	ATE
1.8 T quattro	132	12/97→09/01					
1.9 TDI	81	02/96→09/01					
1.9 TDI	85	03/00→09/01					
1.9 TDI quattro	81	09/96→09/01					
1.9 TDI quattro	85	03/00→09/01					
2.4	120	08/97→09/01					
2.4 quattro	120	08/97→09/01					
2.5 TDI	110	09/97→09/01					
2.6	110	02/96→09/01					
2.6 quattro	110	01/96→09/01					
2.8	142	10/96→09/01					
2.8 quattro	142	10/96→09/01					
2.4	110	07/95→07/97	←			11.0441-5704.2 250034	ATE
2.8	128	03/96→09/96					
2.8	140	03/99→09/00					
2.8 quattro	140	03/99→09/00					
2.4	121	03/97→09/01	←	08/97→ 04/01		11.0441-5704.2 250034	ATE
2.4 quattro	121	03/97→09/01					
2.5 TDI quattro	110	09/97→09/01	←	11/97→ 04/01		11.0441-5704.2 250034	ATE
2.8 quattro	128	01/96→09/96	←	→ 07/96		11.0441-5704.2 250034	ATE
<b>Bremsschlauch</b>							
1.6	74	11/94→09/01	←	→ 04/01	2	83.7813-0295.3 330799	L= 295
1.6	75	07/00→09/01					
1.8	85	07/95→09/01	→	→ 8D-V-160000	2	24.5237-0183.3 331454	L= 182,4
1.8	92	02/96→09/01	→				
1.8 T	110	03/96→09/01	→	8D-V-160001→; → 04/01	2	24.5237-0183.3 331454	L= 182,4
1.8 T	132	12/97→09/01	→				
1.9 DUO	66	03/98→09/01	→	am Bremssattel; 8D-V-160001→; → 04/01	2	24.5244-0240.3 330679	L= 240
1.9 TDI	55	03/96→09/01	→				
1.9 TDI	66	02/96→09/01	→	am Bremssattel; → 8D-V-160000	2	83.6105-0200.3 330453	L= 200
1.9 TDI	81	02/96→09/01					
2.6	110	02/96→09/01					
2.8	142	10/96→09/01					
1.8 quattro	85	07/95→09/01	←	→ 04/01	2	83.7813-0295.3 330799	L= 295
1.8 quattro	92	01/96→09/01	→				
1.8 T quattro	110	01/96→09/01	→	am Bremssattel; → 04/01	2	24.5113-0220.3 331318	L= 215
1.8 T quattro	132	12/97→09/01	→				
1.9 TDI quattro	81	09/96→09/01	→	→ 04/01	2	83.6212-0160.3 330318	L= 160
1.9 TDI quattro	85	03/00→09/01					
2.4 quattro	120	08/97→09/01					
2.6 quattro	110	01/96→09/01					
2.8 quattro	142	10/96→09/01					
1.9 TDI	85	03/00→09/01	←	→ 04/01	2	83.7813-0295.3 330799	L= 295
2.4	120	08/97→09/01	→				
2.5 TDI	110	09/97→09/01	→	→ 04/01	2	24.5237-0183.3 331454	L= 182,4
			→	am Bremssattel; → 04/01	2	24.5244-0240.3 330679	L= 240
2.4	110	07/95→07/97	←				
2.8	128	03/96→09/96	→	8D-V-160001→	2	83.7813-0295.3 330799	L= 295
2.8	140	03/99→09/00	→				
			→	8D-V-160000	2	24.5237-0183.3 331454	L= 182,4
			→	am Bremssattel; 8D-V-160001→	2	24.5237-0183.3 331454	L= 182,4
			→	am Bremssattel; → 8D-V-160000	2	24.5244-0240.3 330679	L= 240
			→	am Bremssattel; → 8D-V-160000	2	83.6105-0200.3 330453	L= 200
2.4	121	03/97→09/01	←	08/97→ 04/01	2	83.7813-0295.3 330799	L= 295
			→	08/97→ 04/01	2	24.5237-0183.3 331454	L= 182,4
			→	am Bremssattel; 08/97→ 04/01	2	24.5244-0240.3 330679	L= 240
2.4 quattro	121	03/97→09/01	←	08/97→ 04/01	2	83.7813-0295.3 330799	L= 295
			→	am Bremssattel; 08/97→ 04/01	2	24.5113-0220.3 331318	L= 215
			→	08/97→ 04/01	2	83.6212-0160.3 330318	L= 160
2.5 TDI quattro	110	09/97→09/01	←	11/97→ 04/01	2	83.7813-0295.3 330799	L= 295
			→	am Bremssattel; 11/97→ 04/01	2	24.5113-0220.3 331318	L= 215
			→	11/97→ 04/01	2	83.6212-0160.3 330318	L= 160
2.8 quattro	128	01/96→09/96	←	→ 07/96	2	83.7813-0295.3 330799	L= 295
			→	am Bremssattel; → 07/96	2	24.5113-0220.3 331318	L= 215
			→	→ 07/96	2	83.6212-0160.3 330318	L= 160
2.8 quattro	140	03/99→09/00	←		2	83.7813-0295.3 330799	L= 295
			→	am Bremssattel	2	24.5113-0220.3 331318	L= 215
			→		2	83.6212-0160.3 330318	L= 160
↓							








	kw			 	! #		
<b>AUDI - A4 Avant (8D5, B5) 11/94→09/01</b>							
<b>Bremsschlauch</b>							
2.8 quattro	280	10/00→09/01	➔	→ 04/01	2	83.6212-0160.3 330318	L= 160
RS4 quattro	280	05/00→09/01	➔	06/00→ 04/01	2	83.6212-0160.3 330318	L= 160
S4 quattro	195	09/97→09/01	➔	10/97→ 04/01	2	83.7813-0295.3 330799	L= 295
			➔	am Bremssattel; 10/97→ 04/01	2	24.5113-0220.3 331318	L= 215
			➔	10/97→ 04/01	2	83.6212-0160.3 330318	L= 160
<b>AUDI - A4 Avant (8E5, B6) 04/01→12/04</b>							
<b>Bremssattel</b>							
1.6	75	09/01→12/04	➔	☐; +PR 1LF;1LT		11.9571-9835.2 220427	ATE Ø 57 - Halter
1.8 T	110	09/01→07/02	➔	☐; +PR 1LF;1LT		11.9571-9836.2 220428	ATE Ø 57 - Halter
1.8 T	120	07/02→12/04	➔	☐; +PR 1LF;1LT		11.9571-9836.2 220428	ATE Ø 57 - Halter
1.8 T	140	11/02→12/04	➔	☐; +PR 1LA;1LC		11.9606-9953.2 220587	ATE Ø 60 - Halter
1.8 T quattro	110	09/01→07/02	➔	☐; +PR 1LA;1LC		11.9606-9954.2 220588	ATE Ø 60 - Halter
1.8 T quattro	120	07/02→12/04	➔	☐; +PR 1LA;1LC		11.9606-9954.2 220588	ATE Ø 60 - Halter
1.8 T quattro	125	09/01→12/04	➔	☐; 8E-8-00001→; +PR 1LZ		24.3541-1763.5 240231	TRW Ø 54 - Halter
1.8 T quattro	140	11/02→12/04	➔	☐; 8E-8-00001→; +PR 1LZ		24.3541-1763.5 240231	TRW Ø 54 - Halter
1.9 TDI	74	11/01→12/04	➔	☐; +PR 1LZ; → 8E-7-300000		24.3541-1763.5 240231	TRW Ø 54 - Halter
1.9 TDI	85	06/04→12/04	➔	☐; +PR 1LZ; → 8E-7-300000		24.3541-1764.5 240232	TRW Ø 54 - Halter
1.9 TDI	96	09/01→12/04	➔	☐; +PR 1LZ; → 8E-7-300000		24.3541-1764.5 240232	TRW Ø 54 - Halter
1.9 TDI quattro	96	11/01→12/04	➔	☐; 8E-8-00001→; +PR 1LZ		24.3541-1764.5 240232	TRW Ø 54 - Halter
2.0	96	09/01→12/04	➔	☐; +PR 1LB;1LE		24.3571-8521.5 240495	ATE Ø 57 - Halter
2.0 FSI	110	07/02→12/04	➔	☐; +PR 1LB;1LE		24.3571-8522.5 240496	ATE Ø 57 - Halter
2.4	120	09/01→12/04	➔	☐; +PR 1LB;1LE		24.3571-8522.5 240496	ATE Ø 57 - Halter
2.4	125	09/01→12/04	➔	☐; +PR 1LB;1LE		24.3571-8522.5 240496	ATE Ø 57 - Halter
2.5 TDI	114	09/01→07/02	➔	☐; → 8E-7-300000; +PR 1KD;1KP		24.3384-1735.7 220547	TRW Ø 38 - Halter
2.5 TDI	120	07/02→12/04	➔	☐; → 8E-7-300000; +PR 1KD;1KP		24.3384-1736.7 220548	TRW Ø 38 - Halter
2.5 TDI quattro	132	09/01→12/04	➔	☐; → 8E-7-300000; +PR 1KD;1KP		24.3384-1736.7 220548	TRW Ø 38 - Halter
3.0	160	04/01→12/04	➔	☐; 8E-5-400001→; +PR 1KW		24.3414-1713.7 220793	TRW Ø 41 - Halter
3.0	162	09/01→12/04	➔	☐; 8E-5-400001→; +PR 1KW		24.3414-1714.7 220794	TRW Ø 41 - Halter
3.0 quattro	160	04/01→12/04	➔	☐; 8E-5-400001→; +PR 1KW		24.3414-1714.7 220794	TRW Ø 41 - Halter
3.0 quattro	162	09/01→12/04	➔	☐; 8E-5-400001→; +PR 1KW		24.3414-1714.7 220794	TRW Ø 41 - Halter
S4 quattro	253	03/03→12/04	➔	☐; → 8H-7-900460; +PR 1LJ		11.9606-9961.2 220655	ATE Ø 60 - Halter
			➔	☐; 8H-7-900461→; +PR 1LJ		11.9606-9961.2 220655	ATE Ø 60 - Halter
			➔	☐; 8H-7-900461→; +PR 1LJ		11.9606-9962.2 220656	ATE Ø 60 - Halter
			➔	☐; → 8H-7-900460; +PR 1LJ		11.9606-9962.2 220656	ATE Ø 60 - Halter
<b>Halter, Bremssattel</b>							
1.6	75	09/01→12/04	➔	+PR 1LB;1LE		11.0230-0560.1 260125	ATE
1.8 T	110	09/01→07/02	➔	+PR 1LF;1LT		11.0230-0569.1 260126	ATE
1.8 T	120	07/02→12/04	➔	+PR 1LF;1LT		11.0230-0569.1 260126	ATE
1.8 T	140	11/02→12/04	➔	+PR 1LA;1LC		11.8116-0143.1 390513	ATE
1.8 T quattro	110	09/01→07/02	➔	+PR 1LA;1LC		11.8116-0143.1 390513	ATE
1.8 T quattro	120	07/02→12/04	➔	+PR 1LA;1LC		11.8116-0143.1 390513	ATE
1.8 T quattro	125	09/01→12/04	➔	+PR 1LA;1LC		11.8116-0143.1 390513	ATE
1.8 T quattro	140	11/02→12/04	➔	+PR 1LA;1LC		11.8116-0143.1 390513	ATE
1.9 TDI	74	11/01→12/04	➔	+PR 1LA;1LC		11.8116-0410.2 390589	ATE
1.9 TDI	85	06/04→12/04	➔	+PR 1LA;1LC		11.8116-0410.2 390589	ATE
1.9 TDI	96	09/01→12/04	➔	+PR 1LA;1LC		11.8116-0410.2 390589	ATE
1.9 TDI quattro	96	11/01→12/04	➔	+PR 1LA;1LC		11.8116-0410.2 390589	ATE
2.0	96	09/01→12/04	➔	+PR 1LA;1LC		11.8116-0410.2 390589	ATE
2.0 FSI	110	07/02→12/04	➔	+PR 1LA;1LC		11.8116-0410.2 390589	ATE
↓							
<b>Feder, Bremssattel</b>							
1.6	75	09/01→12/04	➔	+PR 1LF;1LT	2	11.8116-0143.1 390513	ATE
1.8 T	110	09/01→07/02	➔	+PR 1LB;1LE	2	11.8116-0143.1 390513	ATE
1.8 T	120	07/02→12/04	➔	+PR 1LB;1LE	2	11.8116-0143.1 390513	ATE
1.8 T	140	11/02→12/04	➔	+PR 1LA;1LC	2	11.8116-0410.2 390589	ATE
1.8 T quattro	110	09/01→07/02	➔	+PR 1LA;1LC	2	11.8116-0410.2 390589	ATE
1.8 T quattro	120	07/02→12/04	➔	+PR 1LA;1LC	2	11.8116-0410.2 390589	ATE
1.8 T quattro	125	09/01→12/04	➔	+PR 1LA;1LC	2	11.8116-0410.2 390589	ATE
1.8 T quattro	140	11/02→12/04	➔	+PR 1LA;1LC	2	11.8116-0410.2 390589	ATE
1.9 TDI	74	11/01→12/04	➔	+PR 1LA;1LC	2	11.8116-0410.2 390589	ATE
1.9 TDI	85	06/04→12/04	➔	+PR 1LA;1LC	2	11.8116-0410.2 390589	ATE
1.9 TDI	96	09/01→12/04	➔	+PR 1LA;1LC	2	11.8116-0410.2 390589	ATE
1.9 TDI quattro	96	11/01→12/04	➔	+PR 1LA;1LC	2	11.8116-0410.2 390589	ATE
2.0	96	09/01→12/04	➔	+PR 1LA;1LC	2	11.8116-0410.2 390589	ATE
2.0 FSI	110	07/02→12/04	➔	+PR 1LA;1LC	2	11.8116-0410.2 390589	ATE








	kw			 	! #		
<b>AUDI - A4 Avant (8E5, B6) 04/01→12/04</b>							
<b>Feder, Bremssattel</b>							
2.4	120	09/01→12/04	←	+PR 1LF;1LT	2	11.8116-0143.1	390513 ATE
2.4	125	09/01→12/04	←	+PR 1LB;1LE	2	11.8116-0143.1	390513 ATE
2.5 TDI	114	09/01→07/02	←	+PR 1LA;1LC	2	11.8116-0410.2	390589 ATE
2.5 TDI	120	07/02→12/04	←				
2.5 TDI quattro	132	09/01→12/04					
3.0	160	04/01→12/04					
3.0	162	09/01→12/04					
3.0 quattro	160	04/01→12/04					
3.0 quattro	162	09/01→12/04					
S4 quattro	253	03/03→12/04	←	8H-7-900461→; +PR 1LJ	2	11.8116-0006.2	390601 ATE
			←	→ 8H-7-900460; +PR 1LJ	2	11.8116-0410.2	390589 ATE
<b>Führungshülzensatz, Bremssattel</b>							
1.6	75	09/01→12/04	←	+PR 1LA;1LC		11.0101-5409.2	260035 ATE
1.8 T	110	09/01→07/02	←	+PR 1LF;1LT		11.0101-5409.2	260035 ATE
1.8 T	120	07/02→12/04	←	+PR 1LB;1LE		11.0101-5409.2	260035 ATE
1.8 T	140	11/02→12/04	←				
1.8 T quattro	110	09/01→07/02					
1.8 T quattro	120	07/02→12/04					
1.8 T quattro	125	09/01→12/04					
1.8 T quattro	140	11/02→12/04					
1.9 TDI	74	11/01→12/04					
1.9 TDI	85	06/04→12/04					
1.9 TDI	96	09/01→12/04					
1.9 TDI quattro	96	11/01→12/04					
2.0	96	09/01→12/04					
2.0 FSI	110	07/02→12/04					
2.4	120	09/01→12/04					
2.4	125	09/01→12/04					
2.5 TDI	114	09/01→07/02					
2.5 TDI	120	07/02→12/04					
2.5 TDI quattro	132	09/01→12/04					
3.0	160	04/01→12/04					
3.0	162	09/01→12/04					
3.0 quattro	160	04/01→12/04					
3.0 quattro	162	09/01→12/04					
S4 quattro	253	03/03→12/04	←	→ 8H-7-900460; +PR 1LJ		11.0101-5409.2	260035 ATE
			←	8H-7-900461→; +PR 1LJ		11.0101-5409.2	260035 ATE
<b>Führungsbolzen, Bremssattel</b>							
1.6	75	09/01→12/04		+PR 1LF;1LT		11.8171-0008.1	990049 ATE
1.8 T	110	09/01→07/02		+PR 1LB;1LE		11.8171-0008.1	990049 ATE
1.8 T	120	07/02→12/04		+PR 1LA;1LC		11.8171-0008.1	990049 ATE
1.8 T	140	11/02→12/04					
1.8 T quattro	110	09/01→07/02					
1.8 T quattro	120	07/02→12/04					
1.8 T quattro	125	09/01→12/04					
1.8 T quattro	140	11/02→12/04					
1.9 TDI	74	11/01→12/04					
1.9 TDI	85	06/04→12/04					
1.9 TDI	96	09/01→12/04					
1.9 TDI quattro	96	11/01→12/04					
2.0	96	09/01→12/04					
2.0 FSI	110	07/02→12/04					
2.4	120	09/01→12/04					
2.4	125	09/01→12/04					
2.5 TDI	114	09/01→07/02					
2.5 TDI	120	07/02→12/04					
2.5 TDI quattro	132	09/01→12/04					
3.0	160	04/01→12/04					
3.0	162	09/01→12/04					
3.0 quattro	160	04/01→12/04					
3.0 quattro	162	09/01→12/04					
S4 quattro	253	03/03→12/04		→ 8H-7-900460; +PR 1LJ		11.8171-0008.1	990049 ATE
				8H-7-900461→; +PR 1LJ		11.8171-0008.1	990049 ATE
<b>Dichtungssatz, Bremssattel</b>							
1.6	75	09/01→12/04	←	+PR 1LF;1LT		11.0441-5704.2	250034 ATE
1.8 T	110	09/01→07/02	←	+PR 1LB;1LE		11.0441-5704.2	250034 ATE
1.8 T	120	07/02→12/04	←	+PR 1LA;1LC		11.0441-6008.2	250038 ATE für Kolben-Ø [mm]: 60
1.8 T	140	11/02→12/04	←				
1.8 T quattro	110	09/01→07/02					
1.8 T quattro	120	07/02→12/04					
1.8 T quattro	125	09/01→12/04					
1.8 T quattro	140	11/02→12/04					
1.9 TDI	74	11/01→12/04					
1.9 TDI	85	06/04→12/04					
1.9 TDI	96	09/01→12/04					
1.9 TDI quattro	96	11/01→12/04					
2.0	96	09/01→12/04					
↓							

	kw			 	! #		
<b>AUDI - A4 Avant (8E5, B6) 04/01→12/04</b>							
<b>Dichtungssatz, Bremssattel</b>							
2.0 FSI	110	07/02→12/04	←	+PR 1LF;1LT		11.0441-5704.2 250034	ATE
2.4	120	09/01→12/04	←	+PR 1LB;1LE		11.0441-5704.2 250034	ATE
2.4	125	09/01→12/04	←	+PR 1LB;1LE		11.0441-5704.2 250034	ATE
2.5 TDI	114	09/01→07/02	←	+PR 1LA;1LC		11.0441-6008.2 250038	ATE für Kolben-Ø [mm]: 60
2.5 TDI	120	07/02→12/04	←				
2.5 TDI quattro	132	09/01→12/04					
3.0	160	04/01→12/04					
3.0	162	09/01→12/04					
3.0 quattro	160	04/01→12/04					
3.0 quattro	162	09/01→12/04					
S4 quattro	253	03/03→12/04		→ 8H-7-900460; +PR 1LJ		11.0441-6008.2 250038	ATE für Kolben-Ø [mm]: 60
			←	8H-7-900461→; +PR 1LJ		11.0441-6008.2 250038	ATE für Kolben-Ø [mm]: 60
<b> Bremsschlauch</b>							
1.6	75	09/01→12/04	←		2	24.5237-0308.3 331435	L= 308
1.8 T	110	09/01→07/02					
1.8 T	120	07/02→12/04	→		2	24.5138-0263.3 330885	L= 263
1.8 T	140	11/02→12/04					
1.8 T quattro	110	09/01→07/02					
1.8 T quattro	120	07/02→12/04					
1.8 T quattro	125	09/01→12/04					
1.8 T quattro	140	11/02→12/04					
1.9 TDI	74	11/01→12/04					
1.9 TDI	85	06/04→12/04					
1.9 TDI	96	09/01→12/04					
1.9 TDI quattro	96	11/01→12/04					
2.0	96	09/01→12/04					
2.0 FSI	110	07/02→12/04					
2.4	120	09/01→12/04					
2.4	125	09/01→12/04					
2.5 TDI	114	09/01→07/02					
2.5 TDI	120	07/02→12/04					
2.5 TDI quattro	132	09/01→12/04					
3.0	160	04/01→12/04					
3.0	162	09/01→12/04					
3.0 quattro	160	04/01→12/04					
3.0 quattro	162	09/01→12/04					
S4 quattro	253	03/03→12/04					
<b>AUDI - A4 Avant (8ED, B7) 11/04→06/08</b>							
<b> Bremssattel</b>							
1.6	75	11/04→06/08	←	☐; +PR 1LF;1LT		11.9571-9835.2 220427	ATE Ø 57 - Halter
1.8 T	120	11/04→06/08	←	☐; +PR 1LF;1LT		11.9571-9836.2 220428	ATE Ø 57 - Halter
1.8 T quattro	120	11/04→06/08	←	☐; +PR 1LF;1LT		11.9571-9836.2 220428	ATE Ø 57 - Halter
1.9 TDI	85	11/04→06/08	←	☐; +PR 1LA;1LC		11.9606-9953.2 220587	ATE Ø 60 - Halter
2.0	96	11/04→06/08	←	☐; +PR 1LA;1LC		11.9606-9954.2 220588	ATE Ø 60 - Halter
2.0 TDI	89	09/05→09/06	←	☐; +PR 1LA;1LC		11.9606-9954.2 220588	ATE Ø 60 - Halter
2.0 TDI	100	11/04→06/08	←	☐; 8E-8-000001→; +PR 1LZ		24.3541-1763.5 240231	TRW Ø 54 - Halter
2.0 TDI	103	11/04→06/08	←	☐; 8E-8-000001→; +PR 1LZ		24.3541-1763.5 240231	TRW Ø 54 - Halter
2.0 TDI 16V	103	11/04→06/08	←	☐; +PR 1LZ; → 8E-7-300000		24.3541-1763.5 240231	TRW Ø 54 - Halter
2.0 TFSI	125	10/06→06/08	←	☐; +PR 1LZ; → 8E-7-300000		24.3541-1764.5 240232	TRW Ø 54 - Halter
2.0 TFSI	147	11/04→06/08	←	☐; +PR 1LZ; → 8E-7-300000		24.3541-1764.5 240232	TRW Ø 54 - Halter
2.0 TFSI	162	06/05→06/08	←	☐; 8E-8-000001→; +PR 1LZ		24.3541-1764.5 240232	TRW Ø 54 - Halter
2.0 TFSI quattro	147	11/04→06/08	←	☐; +PR 1LB;1LE		24.3571-8521.5 240495	ATE Ø 57 - Halter
2.0 TFSI quattro	162	06/05→06/08	←	☐; +PR 1LB;1LE		24.3571-8521.5 240495	ATE Ø 57 - Halter
2.5 TDI	120	11/04→05/06	←	☐; +PR 1LB;1LE		24.3571-8522.5 240496	ATE Ø 57 - Halter
3.0	160	11/04→05/06	←	☐; +PR 1LB;1LE		24.3571-8522.5 240496	ATE Ø 57 - Halter
3.0 quattro	160	11/04→07/06	→	☐; → 8E-7-300000; +PR 1KD;1KP		24.3384-1735.7 220547	TRW Ø 38 - Halter
3.0 TDI quattro	150	11/04→06/08	→	☐; → 8E-7-300000; +PR 1KD;1KP		24.3384-1736.7 220548	TRW Ø 38 - Halter
3.2 FSI	188	01/05→06/08	→	☐; → 8E-7-300000; +PR 1KD;1KP		24.3384-1736.7 220548	TRW Ø 38 - Halter
3.2 FSI quattro	188	01/05→06/08	→	☐; 8E-5-400001→; +PR 1KW		24.3414-1713.7 220793	TRW Ø 41 - Halter
			→	☐; 8E-5-400001→; +PR 1KW		24.3414-1714.7 220794	TRW Ø 41 - Halter
2.0 TDI	93	11/05→11/06	←	☐; 06/06→; +PR 1LF;1LT		11.9571-9835.2 220427	ATE Ø 57 - Halter
			←	☐; 06/06→; +PR 1LF;1LT		11.9571-9836.2 220428	ATE Ø 57 - Halter
			←	☐; 06/06→; +PR 1LA;1LC		11.9606-9953.2 220587	ATE Ø 60 - Halter
			←	☐; 06/06→; +PR 1LA;1LC		11.9606-9954.2 220588	ATE Ø 60 - Halter
			←	☐; 8E-8-000001→; +PR 1LZ		24.3541-1763.5 240231	TRW Ø 54 - Halter
			←	☐; 06/06→; → 8E-7-300000; +PR 1LZ		24.3541-1763.5 240231	TRW Ø 54 - Halter
			←	☐; 06/06→; → 8E-7-300000; +PR 1LZ		24.3541-1764.5 240232	TRW Ø 54 - Halter
			←	☐; 8E-8-000001→; +PR 1LZ		24.3541-1764.5 240232	TRW Ø 54 - Halter
			←	☐; 06/06→; +PR 1LB;1LE		24.3571-8521.5 240495	ATE Ø 57 - Halter
			←	☐; 06/06→; +PR 1LB;1LE		24.3571-8522.5 240496	ATE Ø 57 - Halter
			→	☐; 06/06→; → 8E-7-300000; +PR 1KD;1KP		24.3384-1735.7 220547	TRW Ø 38 - Halter








	kw			 	! #		
<b>AUDI - A4 Avant (8ED, B7) 11/04→06/08</b>							
<b>Bremssattel</b>							
2.0 TDI	93	11/05→11/06	➡	☐; 06/06→; → 8E-7-300000; +PR 1KD;1KP		24.3384-1736.7 220548	TRW Ø 38 - Halter
			➡	☐; 06/06→; +PR 1KW		24.3414-1713.7 220793	TRW Ø 41 - Halter
			➡	☐; 06/06→; +PR 1KW		24.3414-1714.7 220794	TRW Ø 41 - Halter
2.0 TDI	120	06/06→06/08	⬅	☐; +PR 1LF;1LT		11.9571-9835.2 220427	ATE Ø 57 - Halter
2.0 TDI	125	06/06→06/08	⬅	☐; +PR 1LF;1LT		11.9571-9836.2 220428	ATE Ø 57 - Halter
2.0 TDI quattro	103	01/06→06/08	⬅	☐; +PR 1LA;1LC		11.9606-9953.2 220587	ATE Ø 60 - Halter
2.0 TDI quattro	120	06/06→06/08	⬅	☐; +PR 1LA;1LC		11.9606-9954.2 220588	ATE Ø 60 - Halter
2.0 TDI quattro	125	06/06→06/08	⬅	☐; +PR 1LA;1LC		11.9606-9954.2 220588	ATE Ø 60 - Halter
2.7 TDi	120	11/05→03/08	⬅	☐; +PR 1LA;1LC		11.9606-9954.2 220588	ATE Ø 60 - Halter
2.7 TDI	132	01/06→06/08	⬅	☐; 8E-8-000001→; +PR 1LZ		24.3541-1763.5 240231	TRW Ø 54 - Halter
3.0 TDI quattro	171	01/06→06/08	⬅	☐; +PR 1LZ; → 8E-7-300000		24.3541-1763.5 240231	TRW Ø 54 - Halter
			⬅	☐; +PR 1LZ; → 8E-7-300000		24.3541-1764.5 240232	TRW Ø 54 - Halter
			⬅	☐; +PR 1LZ; → 8E-7-300000		24.3541-1764.5 240232	TRW Ø 54 - Halter
			⬅	☐; 8E-8-000001→; +PR 1LZ		24.3541-1764.5 240232	TRW Ø 54 - Halter
			⬅	☐; +PR 1LB;1LE		24.3571-8521.5 240495	ATE Ø 57 - Halter
			⬅	☐; +PR 1LB;1LE		24.3571-8522.5 240496	ATE Ø 57 - Halter
			➡	☐; → 8E-7-300000; +PR 1KD;1KP		24.3384-1735.7 220547	TRW Ø 38 - Halter
			➡	☐; → 8E-7-300000; +PR 1KD;1KP		24.3384-1736.7 220548	TRW Ø 38 - Halter
			➡	☐; +PR 1KW		24.3414-1713.7 220793	TRW Ø 41 - Halter
			➡	☐; +PR 1KW		24.3414-1714.7 220794	TRW Ø 41 - Halter
S4 quattro	253	11/04→06/08	⬅	☐; 8H-7-900461→; +PR 1LJ		11.9606-9961.2 220655	ATE Ø 60 - Halter
			⬅	☐; → 8H-7-900460; +PR 1LJ		11.9606-9961.2 220655	ATE Ø 60 - Halter
			⬅	☐; → 8H-7-900460; +PR 1LJ		11.9606-9962.2 220656	ATE Ø 60 - Halter
			⬅	☐; 8H-7-900461→; +PR 1LJ		11.9606-9962.2 220656	ATE Ø 60 - Halter
<b>Halter, Bremssattel</b>							
1.6	75	11/04→06/08	⬅	+PR 1LB;1LE		11.0230-0560.1 260125	ATE
1.8 T	120	11/04→06/08	⬅	+PR 1LF;1LT		11.0230-0569.1 260126	ATE
1.8 T quattro	120	11/04→06/08	⬅	+PR 1LF;1LT		11.0230-0569.1 260126	ATE
1.9 TDI	85	11/04→06/08					
2.0	96	11/04→06/08					
2.0 TDI	89	09/05→09/06					
2.0 TDI	100	11/04→06/08					
2.0 TDI	103	11/04→06/08					
2.0 TDI	120	06/06→06/08					
2.0 TDI	125	06/06→06/08					
2.0 TDI 16V	103	11/04→06/08					
2.0 TDI quattro	103	01/06→06/08					
2.0 TDI quattro	120	06/06→06/08					
2.0 TDI quattro	125	06/06→06/08					
2.0 TFSI	125	10/06→06/08					
2.0 TFSI	147	11/04→06/08					
2.0 TFSI	162	06/05→06/08					
2.0 TFSI quattro	147	11/04→06/08					
2.0 TFSI quattro	162	06/05→06/08					
2.5 TDI	120	11/04→05/06					
2.7 TDi	120	11/05→03/08					
2.7 TDI	132	01/06→06/08					
3.0	160	11/04→05/06					
3.0 quattro	160	11/04→07/06					
3.0 TDI quattro	150	11/04→06/08					
3.0 TDI quattro	171	01/06→06/08					
3.2 FSI	188	01/05→06/08					
3.2 FSI quattro	188	01/05→06/08					
2.0 TDI	93	11/05→11/06	⬅	06/06→; +PR 1LB;1LE		11.0230-0560.1 260125	ATE
			⬅	06/06→; +PR 1LF;1LT		11.0230-0569.1 260126	ATE
<b>Feder, Bremssattel</b>							
1.6	75	11/04→06/08	⬅	+PR 1LF;1LT	2	11.8116-0143.1 390513	ATE
1.8 T	120	11/04→06/08	⬅	+PR 1LB;1LE	2	11.8116-0143.1 390513	ATE
1.8 T quattro	120	11/04→06/08	⬅	+PR 1LB;1LE	2	11.8116-0143.1 390513	ATE
1.9 TDI	85	11/04→06/08	⬅	+PR 1LA;1LC	2	11.8116-0410.2 390589	ATE
2.0	96	11/04→06/08					
2.0 TDI	89	09/05→09/06					
2.0 TDI	100	11/04→06/08					
2.0 TDI	103	11/04→06/08					
2.0 TDI	120	06/06→06/08					
2.0 TDI	125	06/06→06/08					
2.0 TDI 16V	103	11/04→06/08					
2.0 TDI quattro	103	01/06→06/08					
2.0 TDI quattro	120	06/06→06/08					
2.0 TDI quattro	125	06/06→06/08					








	kw			 	! #		
<b>AUDI - A4 Avant (8ED, B7) 11/04→06/08</b>							
<b>Feder, Bremssattel</b>							
2.0 TFSI	125	10/06→06/08	←	+PR 1LF;1LT	2	11.8116-0143.1	390513 ATE
2.0 TFSI	147	11/04→06/08	←	+PR 1LB;1LE	2	11.8116-0143.1	390513 ATE
2.0 TFSI	162	06/05→06/08	←	+PR 1LA;1LC	2	11.8116-0410.2	390589 ATE
2.0 TFSI quattro	147	11/04→06/08	←				
2.0 TFSI quattro	162	06/05→06/08					
2.5 TDI	120	11/04→05/06					
2.7 TDi	120	11/05→03/08					
2.7 TDI	132	01/06→06/08					
3.0	160	11/04→05/06					
3.0 quattro	160	11/04→07/06					
3.0 TDI quattro	150	11/04→06/08					
3.0 TDI quattro	171	01/06→06/08					
3.2 FSI	188	01/05→06/08					
3.2 FSI quattro	188	01/05→06/08					
2.0 TDI	93	11/05→11/06	←	06/06→; +PR 1LF;1LT	2	11.8116-0143.1	390513 ATE
			←	06/06→; +PR 1LB;1LE	2	11.8116-0143.1	390513 ATE
			←	06/06→; +PR 1LA;1LC	2	11.8116-0410.2	390589 ATE
S4 quattro	253	11/04→06/08	←	8H-7-900461→; +PR 1LJ	2	11.8116-0006.2	390601 ATE
			←	→ 8H-7-900460; +PR 1LJ	2	11.8116-0410.2	390589 ATE
<b>Führungshülzensatz, Bremssattel</b>							
1.6	75	11/04→06/08	←	+PR 1LA;1LC		11.0101-5409.2	260035 ATE
1.8 T	120	11/04→06/08	←	+PR 1LF;1LT		11.0101-5409.2	260035 ATE
1.8 T quattro	120	11/04→06/08	←	+PR 1LB;1LE		11.0101-5409.2	260035 ATE
1.9 TDI	85	11/04→06/08	←	+PR 1LA;1LC		11.0101-5409.2	260035 ATE
2.0	96	11/04→06/08					
2.0 TDI	89	09/05→09/06					
2.0 TDI	100	11/04→06/08					
2.0 TDI	103	11/04→06/08					
2.0 TDI	120	06/06→06/08					
2.0 TDI	125	06/06→06/08					
2.0 TDI 16V	103	11/04→06/08					
2.0 TDI quattro	103	01/06→06/08					
2.0 TDI quattro	120	06/06→06/08					
2.0 TDI quattro	125	06/06→06/08					
2.0 TFSI	125	10/06→06/08					
2.0 TFSI	147	11/04→06/08					
2.0 TFSI	162	06/05→06/08					
2.0 TFSI quattro	147	11/04→06/08					
2.0 TFSI quattro	162	06/05→06/08					
2.5 TDI	120	11/04→05/06					
2.7 TDi	120	11/05→03/08					
2.7 TDI	132	01/06→06/08					
3.0	160	11/04→05/06					
3.0 quattro	160	11/04→07/06					
3.0 TDI quattro	150	11/04→06/08					
3.0 TDI quattro	171	01/06→06/08					
3.2 FSI	188	01/05→06/08					
3.2 FSI quattro	188	01/05→06/08					
2.0 TDI	93	11/05→11/06	←	06/06→; +PR 1LB;1LE		11.0101-5409.2	260035 ATE
			←	06/06→; +PR 1LA;1LC		11.0101-5409.2	260035 ATE
			←	06/06→; +PR 1LF;1LT		11.0101-5409.2	260035 ATE
S4 quattro	253	11/04→06/08	←	8H-7-900461→; +PR 1LJ		11.0101-5409.2	260035 ATE
			←	→ 8H-7-900460; +PR 1LJ		11.0101-5409.2	260035 ATE
<b>Führungsbolzen, Bremssattel</b>							
1.6	75	11/04→06/08		+PR 1LF;1LT		11.8171-0008.1	990049 ATE
1.8 T	120	11/04→06/08		+PR 1LB;1LE		11.8171-0008.1	990049 ATE
1.8 T quattro	120	11/04→06/08		+PR 1LA;1LC		11.8171-0008.1	990049 ATE
1.9 TDI	85	11/04→06/08					
2.0	96	11/04→06/08					
2.0 TDI	89	09/05→09/06					
2.0 TDI	100	11/04→06/08					
2.0 TDI	103	11/04→06/08					
2.0 TDI	120	06/06→06/08					
2.0 TDI	125	06/06→06/08					
2.0 TDI 16V	103	11/04→06/08					
2.0 TDI quattro	103	01/06→06/08					
2.0 TDI quattro	120	06/06→06/08					
2.0 TDI quattro	125	06/06→06/08					
2.0 TFSI	125	10/06→06/08					
2.0 TFSI	147	11/04→06/08					
2.0 TFSI	162	06/05→06/08					
2.0 TFSI quattro	147	11/04→06/08					
2.0 TFSI quattro	162	06/05→06/08					
2.5 TDI	120	11/04→05/06					
2.7 TDi	120	11/05→03/08					
↓							

	kw			 	! #		
<b>AUDI - A4 Avant (8ED, B7) 11/04→06/08</b>							
<b>Führungsbolzen, Bremsattel</b>							
2.7 TDI	132	01/06→06/08		+PR 1LF;1LT		11.8171-0008.1 990049	ATE
3.0	160	11/04→05/06		+PR 1LB;1LE		11.8171-0008.1 990049	ATE
3.0 quattro	160	11/04→07/06					
3.0 TDI quattro	150	11/04→06/08		+PR 1LA;1LC		11.8171-0008.1 990049	ATE
3.0 TDI quattro	171	01/06→06/08					
3.2 FSI	188	01/05→06/08					
3.2 FSI quattro	188	01/05→06/08					
2.0 TDI	93	11/05→11/06		06/06→; +PR 1LA;1LC		11.8171-0008.1 990049	ATE
				06/06→; +PR 1LF;1LT		11.8171-0008.1 990049	ATE
				06/06→; +PR 1LB;1LE		11.8171-0008.1 990049	ATE
S4 quattro	253	11/04→06/08		→ 8H-7-900460; +PR 1LJ		11.8171-0008.1 990049	ATE
				8H-7-900461→; +PR 1LJ		11.8171-0008.1 990049	ATE
<b>Dichtungssatz, Bremsattel</b>							
1.6	75	11/04→06/08	←	+PR 1LF;1LT		11.0441-5704.2 250034	ATE
1.8 T	120	11/04→06/08					
1.8 T quattro	120	11/04→06/08	←	+PR 1LB;1LE		11.0441-5704.2 250034	ATE
1.9 TDI	85	11/04→06/08	←	+PR 1LA;1LC		11.0441-6008.2 250038	ATE für Kolben-Ø [mm]: 60
2.0	96	11/04→06/08					
2.0 TDI	89	09/05→09/06					
2.0 TDI	100	11/04→06/08					
2.0 TDI	103	11/04→06/08					
2.0 TDI	120	06/06→06/08					
2.0 TDI	125	06/06→06/08					
2.0 TDI 16V	103	11/04→06/08					
2.0 TDI quattro	103	01/06→06/08					
2.0 TDI quattro	120	06/06→06/08					
2.0 TDI quattro	125	06/06→06/08					
2.0 TFSI	125	10/06→06/08					
2.0 TFSI	147	11/04→06/08					
2.0 TFSI	162	06/05→06/08					
2.0 TFSI quattro	147	11/04→06/08					
2.0 TFSI quattro	162	06/05→06/08					
2.5 TDI	120	11/04→05/06					
2.7 TDi	120	11/05→03/08					
2.7 TDI	132	01/06→06/08					
3.0	160	11/04→05/06					
3.0 quattro	160	11/04→07/06					
3.0 TDI quattro	150	11/04→06/08					
3.0 TDI quattro	171	01/06→06/08					
3.2 FSI	188	01/05→06/08					
3.2 FSI quattro	188	01/05→06/08					
2.0 TDI	93	11/05→11/06	←	06/06→; +PR 1LB;1LE		11.0441-5704.2 250034	ATE
			←	06/06→; +PR 1LF;1LT		11.0441-5704.2 250034	ATE
			←	06/06→; +PR 1LA;1LC		11.0441-6008.2 250038	ATE für Kolben-Ø [mm]: 60
S4 quattro	253	11/04→06/08		→ 8H-7-900460; +PR 1LJ		11.0441-6008.2 250038	ATE für Kolben-Ø [mm]: 60
			←	8H-7-900461→; +PR 1LJ		11.0441-6008.2 250038	ATE für Kolben-Ø [mm]: 60
<b>Bremsschlauch</b>							
1.6	75	11/04→06/08	←		2	24.5237-0308.3 331435	L= 308
1.8 T	120	11/04→06/08					
1.8 T quattro	120	11/04→06/08	→		2	24.5138-0263.3 330885	L= 263
1.9 TDI	85	11/04→06/08					
2.0	96	11/04→06/08					
2.0 TDI	89	09/05→09/06					
2.0 TDI	100	11/04→06/08					
2.0 TDI	103	11/04→06/08					
2.0 TDI	120	06/06→06/08					
2.0 TDI	125	06/06→06/08					
2.0 TDI 16V	103	11/04→06/08					
2.0 TDI quattro	103	01/06→06/08					
2.0 TDI quattro	120	06/06→06/08					
2.0 TDI quattro	125	06/06→06/08					
2.0 TFSI	125	10/06→06/08					
2.0 TFSI	147	11/04→06/08					
2.0 TFSI	162	06/05→06/08					
2.0 TFSI quattro	147	11/04→06/08					
2.0 TFSI quattro	162	06/05→06/08					
2.5 TDI	120	11/04→05/06					
2.7 TDi	120	11/05→03/08					
2.7 TDI	132	01/06→06/08					
3.0	160	11/04→05/06					
3.0 quattro	160	11/04→07/06					
3.0 TDI quattro	150	11/04→06/08					
3.0 TDI quattro	171	01/06→06/08					
3.2 FSI	188	01/05→06/08					
3.2 FSI quattro	188	01/05→06/08					
S4 quattro	253	11/04→06/08					
↓							

	kw			 	! #		
<b>AUDI - A4 Avant (8ED, B7) 11/04→06/08</b>							
<b>Bremsschlauch</b>							
2.0 TDI	93	11/05→11/06	←	06/06→	2	24.5237-0308.3 331435	L= 308
			→	06/06→	2	24.5138-0263.3 330885	L= 263
RS4 quattro	309	09/05→06/08	←	11/05→	2	83.6169-0418.3 330894	L= 422
<b>AUDI - A4 Avant (8K5, B8) 11/07→12/15</b>							
<b>Bremssattel</b>							
1.8 TFSI	88	04/08→12/15	←	☐; +PR 1LY		11.9571-9755.2 220845	ATE Ø 57 - Halter
1.8 TFSI quattro	118	09/08→03/12	←	☐; +PR 1LT		11.9571-9755.2 220845	ATE Ø 57 - Halter
2.0 TDI	88	06/08→12/15	←	☐; +PR 1LY		11.9571-9756.2 220846	ATE Ø 57 - Halter
2.0 TDI	100	04/08→12/15	←	☐; +PR 1LY		11.9571-9756.2 220846	ATE Ø 57 - Halter
2.0 TDI	105	04/08→12/15	←	☐; +PR 1LT		11.9571-9756.2 220846	ATE Ø 57 - Halter
2.0 TDI	120	08/08→12/15	←	☐; +PR 1LT		11.9571-9756.2 220846	ATE Ø 57 - Halter
2.0 TDI	125	04/08→03/12	←	☐; +PR 1LA, 1LB		24.3571-1773.5 240625	TRW Ø 57 - Halter
2.0 TDI	130	11/11→12/15	←	☐; +PR 1LA, 1LB		24.3571-1774.5 240626	TRW Ø 57 - Halter
2.0 TDI 16V	103	07/08→	←	☐; +PR 1LA, 1LB		24.6243-1703.7 220945	TRW Ø 43 + EMot / - Halter + FSB
2.0 TDI quattro	105	04/08→12/15	→	☐; → 8K-C-715000; +PR 1KW		24.6243-1704.7 220946	TRW Ø 43 + EMot / - Halter + FSB
2.0 TDI quattro	125	08/08→03/12	→	☐; → 8K-C-715000; +PR 1KW		24.6243-1707.7 220979	TRW Ø 43 + EMot / - Halter + FSB
2.0 TDI quattro	130	11/11→12/15	→	☐; 8K-D-000001→; +PR 1KW,2EH		24.6243-1708.7 220980	TRW Ø 43 + EMot / - Halter + FSB
2.0 TFSI	132	06/08→12/15	→	☐; 8K-D-000001→; +PR 1KW,2EH		24.6243-1721.5 240782	TRW Ø 43 + EMot / - Halter + FSB
2.0 TFSI	155	06/08→05/13	→	☐; 8K-D-000001→; +PR 1KW,2EH		24.6243-1722.5 240783	TRW Ø 43 + EMot / - Halter + FSB
2.0 TFSI flexible fuel quattro	132	11/09→12/15	→	☐; 04/08→; +PR 1KP		24.6243-1707.7 220979	TRW Ø 43 + EMot / - Halter + FSB
2.0 TFSI flexible fuel quattro	132	11/09→12/15	→	☐; 04/08→; +PR 1KP		24.6243-1708.7 220980	TRW Ø 43 + EMot / - Halter + FSB
2.0 TFSI quattro	155	06/08→12/15	→	☐; 04/08→; +PR 1KP		24.6243-1721.5 240782	TRW Ø 43 + EMot / - Halter + FSB
2.7 TDI	120	06/08→03/12	→	☐; 04/08→; +PR 1KP		24.6243-1722.5 240783	TRW Ø 43 + EMot / - Halter + FSB
3.0 TDI	150	11/11→12/15	→	☐; +PR 1KP			
3.0 TDI quattro	155	06/08→05/10	→	☐; +PR 1KP			
3.0 TDI quattro	176	04/08→03/12	→	☐; +PR 1KP			
3.0 TDI quattro	180	11/11→12/15	→	☐; +PR 1KP			
3.0 TFSI quattro	200	02/12→12/15	→	☐; +PR 1KP			
3.2 FSI	195	09/08→03/12	→	☐; 04/08→; +PR 1LY		11.9571-9755.2 220845	ATE Ø 57 - Halter
3.2 FSI quattro	195	04/08→03/12	→	☐; 04/08→; +PR 1LT		11.9571-9755.2 220845	ATE Ø 57 - Halter
1.8 TFSI	118	11/07→03/12	←	☐; 04/08→; +PR 1LT		11.9571-9756.2 220846	ATE Ø 57 - Halter
			←	☐; 04/08→; +PR 1LY		11.9571-9756.2 220846	ATE Ø 57 - Halter
			←	☐; 04/08→; +PR 1LA, 1LB		24.3571-1773.5 240625	TRW Ø 57 - Halter
			←	☐; 04/08→; +PR 1LA, 1LB		24.3571-1774.5 240626	TRW Ø 57 - Halter
			→	☐; 04/08→; → 8K-C-715000; +PR 1KW		24.6243-1703.7 220945	TRW Ø 43 + EMot / - Halter + FSB
			→	☐; 04/08→; → 8K-C-715000; +PR 1KW		24.6243-1704.7 220946	TRW Ø 43 + EMot / - Halter + FSB
			→	☐; 8K-D-000001→; +PR 1KW,2EH		24.6243-1707.7 220979	TRW Ø 43 + EMot / - Halter + FSB
			→	☐; 8K-D-000001→; +PR 1KW,2EH		24.6243-1708.7 220980	TRW Ø 43 + EMot / - Halter + FSB
			→	☐; 04/08→; +PR 1KP		24.6243-1721.5 240782	TRW Ø 43 + EMot / - Halter + FSB
			→	☐; 04/08→; +PR 1KP		24.6243-1722.5 240783	TRW Ø 43 + EMot / - Halter + FSB
1.8 TFSI	125	11/11→12/15	←	☐; 01/12→; +PR 1LT		11.9571-9755.2 220845	ATE Ø 57 - Halter
1.8 TFSI quattro	125	11/11→12/15	←	☐; 01/12→; +PR 1LY		11.9571-9755.2 220845	ATE Ø 57 - Halter
			←	☐; 01/12→; +PR 1LT		11.9571-9756.2 220846	ATE Ø 57 - Halter
			←	☐; 01/12→; +PR 1LY		11.9571-9756.2 220846	ATE Ø 57 - Halter
			←	☐; 01/12→; +PR 1LA, 1LB		24.3571-1773.5 240625	TRW Ø 57 - Halter
			←	☐; 01/12→; +PR 1LA, 1LB		24.3571-1774.5 240626	TRW Ø 57 - Halter
			→	☐; 01/12→; +PR 1KW; → 8K-C-715000		24.6243-1703.7 220945	TRW Ø 43 + EMot / - Halter + FSB
			→	☐; 01/12→; +PR 1KW; → 8K-C-715000		24.6243-1704.7 220946	TRW Ø 43 + EMot / - Halter + FSB
			→	☐; 8K-D-000001→; +PR 1KW,2EH		24.6243-1707.7 220979	TRW Ø 43 + EMot / - Halter + FSB
			→	☐; 8K-D-000001→; +PR 1KW,2EH		24.6243-1708.7 220980	TRW Ø 43 + EMot / - Halter + FSB
			→	☐; 01/12→; +PR 1KP		24.6243-1721.5 240782	TRW Ø 43 + EMot / - Halter + FSB
			→	☐; 01/12→; +PR 1KP		24.6243-1722.5 240783	TRW Ø 43 + EMot / - Halter + FSB
↓							



	kw			 	! #			
<b>AUDI - A4 Avant (8K5, B8) 11/07→12/15</b>								
<b>Bremssattel</b>								
2.0 TDI	110	05/13→12/15	←	☐; +PR 1LY		11.9571-9755.2	220845	ATE Ø 57 - Halter
2.0 TDI	140	09/13→12/15						
2.0 TDI quattro	110	05/13→12/15	←	☐; +PR 1LT		11.9571-9755.2	220845	ATE Ø 57 - Halter
2.0 TDI quattro	140	09/13→12/15	←	☐; +PR 1LY		11.9571-9756.2	220846	ATE Ø 57 - Halter
2.0 TFSI	165	05/13→12/15	←	☐; +PR 1LT		11.9571-9756.2	220846	ATE Ø 57 - Halter
2.0 TFSI quattro	165	05/13→12/15	←	☐; +PR 1LT		11.9571-9756.2	220846	ATE Ø 57 - Halter
			←	☐; +PR 1LA,1LB		24.3571-1773.5	240625	TRW Ø 57 - Halter
			←	☐; +PR 1LA,1LB		24.3571-1774.5	240626	TRW Ø 57 - Halter
			→	☐; +PR 1KW,2EH		24.6243-1707.7	220979	TRW Ø 43 + EMot / - Halter + FSB
			→	☐; +PR 1KW,2EH		24.6243-1708.7	220980	TRW Ø 43 + EMot / - Halter + FSB
			→	☐; +PR 1KP		24.6243-1721.5	240782	TRW Ø 43 + EMot / - Halter + FSB
			→	☐; +PR 1KP		24.6243-1722.5	240783	TRW Ø 43 + EMot / - Halter + FSB
2.7 TDI	140	04/08→03/12	←	☐; 06/08→; +PR 1LY		11.9571-9755.2	220845	ATE Ø 57 - Halter
			←	☐; 06/08→; +PR 1LT		11.9571-9755.2	220845	ATE Ø 57 - Halter
			←	☐; 06/08→; +PR 1LY		11.9571-9756.2	220846	ATE Ø 57 - Halter
			←	☐; 06/08→; +PR 1LT		11.9571-9756.2	220846	ATE Ø 57 - Halter
			←	☐; 06/08→; +PR 1LA,1LB		24.3571-1773.5	240625	TRW Ø 57 - Halter
			←	☐; 06/08→; +PR 1LA,1LB		24.3571-1774.5	240626	TRW Ø 57 - Halter
			→	☐; 06/08→; → 8K-C-715000; +PR 1KW		24.6243-1703.7	220945	TRW Ø 43 + EMot / - Halter + FSB
			→	☐; 06/08→; → 8K-C-715000; +PR 1KW		24.6243-1704.7	220946	TRW Ø 43 + EMot / - Halter + FSB
			→	☐; 8K-D-000001→; +PR 1KW,2EH		24.6243-1707.7	220979	TRW Ø 43 + EMot / - Halter + FSB
			→	☐; 8K-D-000001→; +PR 1KW,2EH		24.6243-1708.7	220980	TRW Ø 43 + EMot / - Halter + FSB
			→	☐; 06/08→; +PR 1KP		24.6243-1721.5	240782	TRW Ø 43 + EMot / - Halter + FSB
			→	☐; 06/08→; +PR 1KP		24.6243-1722.5	240783	TRW Ø 43 + EMot / - Halter + FSB
S4 quattro	245	11/08→12/15	→	☐; → 8K-C-715000; +PR 1KE		24.6243-1705.7	220947	TRW Ø 43 + EMot / - Halter + FSB
			→	☐; → 8K-C-715000; +PR 1KE		24.6243-1706.7	220948	TRW Ø 43 + EMot / - Halter + FSB
<b>Feder, Bremssattel</b>								
1.8 TFSI	88	04/08→12/15	←	+PR 1LY	2	11.8116-0351.1	390538	ATE
1.8 TFSI quattro	118	09/08→03/12						
2.0 TDI	88	06/08→12/15	←	+PR 1LT	2	11.8116-0351.1	390538	ATE
2.0 TDI	100	04/08→12/15						
2.0 TDI	105	04/08→12/15						
2.0 TDI	110	05/13→12/15						
2.0 TDI	120	08/08→12/15						
2.0 TDI	125	04/08→03/12						
2.0 TDI	130	11/11→12/15						
2.0 TDI	140	09/13→12/15						
2.0 TDI 16V	103	07/08→						
2.0 TDI quattro	105	04/08→12/15						
2.0 TDI quattro	110	05/13→12/15						
2.0 TDI quattro	125	08/08→03/12						
2.0 TDI quattro	130	11/11→12/15						
2.0 TDI quattro	140	09/13→12/15						
2.0 TFSI	132	06/08→12/15						
2.0 TFSI	155	06/08→05/13						
2.0 TFSI	165	05/13→12/15						
2.0 TFSI flexible fuel	132	11/09→12/15						
2.0 TFSI flexible fuel quattro	132	11/09→12/15						
2.0 TFSI quattro	155	06/08→12/15						
2.0 TFSI quattro	165	05/13→12/15						
2.7 TDI	120	06/08→03/12						
3.0 TDI	150	11/11→12/15						
3.0 TDI quattro	155	06/08→05/10						
3.0 TDI quattro	176	04/08→03/12						
3.0 TDI quattro	180	11/11→12/15						
3.0 TFSI quattro	200	02/12→12/15						
3.2 FSI	195	09/08→03/12						
3.2 FSI quattro	195	04/08→03/12						
1.8 TFSI	118	11/07→03/12	←	04/08→; +PR 1LY	2	11.8116-0351.1	390538	ATE
↓								

	kw			 	! #		
<b>AUDI - A4 Avant (8K5, B8) 11/07→12/15</b>							
<b>Feder, Bremssattel</b>							
1.8 TFSI	118	11/07→03/12	←	04/08→; +PR 1LT	2	11.8116-0351.1 390538	ATE
1.8 TFSI	125	11/11→12/15	←	01/12→; +PR 1LY	2	11.8116-0351.1 390538	ATE
1.8 TFSI quattro	125	11/11→12/15	←	01/12→; +PR 1LT	2	11.8116-0351.1 390538	ATE
2.7 TDI	140	04/08→03/12	←	06/08→; +PR 1LY	2	11.8116-0351.1 390538	ATE
			←	06/08→; +PR 1LT	2	11.8116-0351.1 390538	ATE
<b>Führungshülzensatz, Bremssattel</b>							
1.8 TFSI	88	04/08→12/15	←	+PR 1LY		11.0101-5409.2 260035	ATE
1.8 TFSI quattro	118	09/08→03/12	←	+PR 1LT		11.0101-5409.2 260035	ATE
2.0 TDI	88	06/08→12/15	←				
2.0 TDI	100	04/08→12/15					
2.0 TDI	105	04/08→12/15					
2.0 TDI	110	05/13→12/15					
2.0 TDI	120	08/08→12/15					
2.0 TDI	125	04/08→03/12					
2.0 TDI	130	11/11→12/15					
2.0 TDI	140	09/13→12/15					
2.0 TDI 16V	103	07/08→					
2.0 TDI quattro	105	04/08→12/15					
2.0 TDI quattro	110	05/13→12/15					
2.0 TDI quattro	125	08/08→03/12					
2.0 TDI quattro	130	11/11→12/15					
2.0 TDI quattro	140	09/13→12/15					
2.0 TFSI	132	06/08→12/15					
2.0 TFSI	155	06/08→05/13					
2.0 TFSI	165	05/13→12/15					
2.0 TFSI flexible fuel	132	11/09→12/15					
2.0 TFSI flexible fuel quattro	132	11/09→12/15					
2.0 TFSI quattro	155	06/08→12/15					
2.0 TFSI quattro	165	05/13→12/15					
2.7 TDI	120	06/08→03/12					
3.0 TDI	150	11/11→12/15					
3.0 TDI quattro	155	06/08→05/10					
3.0 TDI quattro	176	04/08→03/12					
3.0 TDI quattro	180	11/11→12/15					
3.0 TFSI quattro	200	02/12→12/15					
3.2 FSI	195	09/08→03/12					
3.2 FSI quattro	195	04/08→03/12					
1.8 TFSI	118	11/07→03/12	←	04/08→; +PR 1LT		11.0101-5409.2 260035	ATE
			←	04/08→; +PR 1LY		11.0101-5409.2 260035	ATE
1.8 TFSI	125	11/11→12/15	←	01/12→; +PR 1LT		11.0101-5409.2 260035	ATE
1.8 TFSI quattro	125	11/11→12/15	←	01/12→; +PR 1LY		11.0101-5409.2 260035	ATE
2.7 TDI	140	04/08→03/12	←	06/08→; +PR 1LT		11.0101-5409.2 260035	ATE
			←	06/08→; +PR 1LY		11.0101-5409.2 260035	ATE
<b>Führungsbolzen, Bremssattel</b>							
1.8 TFSI	88	04/08→12/15		+PR 1LT		11.8171-0008.1 990049	ATE
1.8 TFSI quattro	118	09/08→03/12		+PR 1LY		11.8171-0008.1 990049	ATE
2.0 TDI	88	06/08→12/15					
2.0 TDI	100	04/08→12/15					
2.0 TDI	105	04/08→12/15					
2.0 TDI	110	05/13→12/15					
2.0 TDI	120	08/08→12/15					
2.0 TDI	125	04/08→03/12					
2.0 TDI	130	11/11→12/15					
2.0 TDI	140	09/13→12/15					
2.0 TDI 16V	103	07/08→					
2.0 TDI quattro	105	04/08→12/15					
2.0 TDI quattro	110	05/13→12/15					
2.0 TDI quattro	125	08/08→03/12					
2.0 TDI quattro	130	11/11→12/15					
2.0 TDI quattro	140	09/13→12/15					
2.0 TFSI	132	06/08→12/15					
2.0 TFSI	155	06/08→05/13					
2.0 TFSI	165	05/13→12/15					
2.0 TFSI flexible fuel	132	11/09→12/15					
2.0 TFSI flexible fuel quattro	132	11/09→12/15					
2.0 TFSI quattro	155	06/08→12/15					
2.0 TFSI quattro	165	05/13→12/15					
2.7 TDI	120	06/08→03/12					
3.0 TDI	150	11/11→12/15					
3.0 TDI quattro	155	06/08→05/10					
3.0 TDI quattro	176	04/08→03/12					
3.0 TDI quattro	180	11/11→12/15					
3.0 TFSI quattro	200	02/12→12/15					

**AUDI - A4 Avant (8K5, B8) 11/07→12/15**

**Führungsbolzen, Bremsattel**

3.2 FSI	195	09/08→03/12		+PR 1LT		11.8171-0008.1	990049	ATE
3.2 FSI quattro	195	04/08→03/12		+PR 1LY		11.8171-0008.1	990049	ATE
1.8 TFSI	118	11/07→03/12		04/08→; +PR 1LY		11.8171-0008.1	990049	ATE
				04/08→; +PR 1LT		11.8171-0008.1	990049	ATE
1.8 TFSI	125	11/11→12/15		01/12→; +PR 1LY		11.8171-0008.1	990049	ATE
1.8 TFSI quattro	125	11/11→12/15		01/12→; +PR 1LT		11.8171-0008.1	990049	ATE
2.7 TDI	140	04/08→03/12		06/08→; +PR 1LT		11.8171-0008.1	990049	ATE
				06/08→; +PR 1LY		11.8171-0008.1	990049	ATE

**Bremsschlauch**

1.8 TFSI	88	04/08→12/15	←		2	83.7713-0476.3	331116	L= 472
1.8 TFSI quattro	118	09/08→03/12	→		2	24.5140-0396.3	331372	L= 396
2.0 TDI	88	06/08→12/15						
2.0 TDI	100	04/08→12/15						
2.0 TDI	105	04/08→12/15						
2.0 TDI	110	05/13→12/15						
2.0 TDI	120	08/08→12/15						
2.0 TDI	125	04/08→03/12						
2.0 TDI	130	11/11→12/15						
2.0 TDI	140	09/13→12/15						
2.0 TDI 16V	103	07/08→						
2.0 TDI quattro	105	04/08→12/15						
2.0 TDI quattro	110	05/13→12/15						
2.0 TDI quattro	125	08/08→03/12						
2.0 TDI quattro	130	11/11→12/15						
2.0 TDI quattro	140	09/13→12/15						
2.0 TFSI	132	06/08→12/15						
2.0 TFSI	155	06/08→05/13						
2.0 TFSI	165	05/13→12/15						
2.0 TFSI flexible fuel	132	11/09→12/15						
2.0 TFSI flexible fuel quattro	132	11/09→12/15						
2.0 TFSI quattro	155	06/08→12/15						
2.0 TFSI quattro	165	05/13→12/15						
2.7 TDI	120	06/08→03/12						
3.0 TDI	150	11/11→12/15						
3.0 TDI quattro	155	06/08→05/10						
3.0 TDI quattro	176	04/08→03/12						
3.0 TDI quattro	180	11/11→12/15						
3.0 TFSI quattro	200	02/12→12/15						
3.2 FSI	195	09/08→03/12						
3.2 FSI quattro	195	04/08→03/12						
S4 quattro	245	11/08→12/15						
1.8 TFSI	118	11/07→03/12	←	04/08→	2	83.7713-0476.3	331116	L= 472
			→	04/08→	2	24.5140-0396.3	331372	L= 396
1.8 TFSI	125	11/11→12/15	←	01/12→	2	83.7713-0476.3	331116	L= 472
1.8 TFSI quattro	125	11/11→12/15	→	01/12→	2	24.5140-0396.3	331372	L= 396
2.7 TDI	140	04/08→03/12	←	06/08→	2	83.7713-0476.3	331116	L= 472
			→	06/08→	2	24.5140-0396.3	331372	L= 396
RS4 quattro	331	05/12→08/15	→		2	24.5140-0396.3	331372	L= 396









**AUDI - A4 Avant (8W5, B9) 08/15→**

**Feder, Bremsattel**








1.4 TFSI	110	02/16→		+PR 1LA,1LB	2	11.8116-0071.1	390605	ATE
2.0 TDI	90	04/16→						
2.0 TDI	100	08/15→						
2.0 TDI	110	08/15→						
2.0 TDI	140	08/15→						
2.0 TDI quattro	110	09/16→						
2.0 TDI quattro	120	09/16→						
2.0 TDI quattro	140	10/15→						
2.0 TFSI	140	08/15→						
2.0 TFSI	183	05/16→						
2.0 TFSI	185	05/16→						
2.0 TFSI g-tron	125	11/16→						
2.0 TFSI quattro	183	11/15→						
2.0 TFSI quattro	185	08/15→						
3.0 TDI	160	10/15→						
3.0 TDI quattro	160	11/15→						
3.0 TDI quattro	200	08/15→						
S4 quattro	260	05/16→						








**Führungshülzensatz, Bremsattel**

1.4 TFSI	110	02/16→	←	+PR 1LA,1LB		11.0101-5407.2	260011	ATE
2.0 TDI	90	04/16→						

	kw			 	! #		
<b>AUDI - A4 Avant (8W5, B9) 08/15→</b>							
<b>Führungshülzensatz, Bremsattel</b>							
2.0 TDI	100	08/15→	←	+PR 1LA,1LB		11.0101-5407.2 260011	ATE
2.0 TDI	110	08/15→					
2.0 TDI	140	08/15→					
2.0 TDI quattro	110	09/16→					
2.0 TDI quattro	120	09/16→					
2.0 TDI quattro	140	10/15→					
2.0 TFSI	140	08/15→					
2.0 TFSI	183	05/16→					
2.0 TFSI	185	05/16→					
2.0 TFSI g-tron	125	11/16→					
2.0 TFSI quattro	183	11/15→					
2.0 TFSI quattro	185	08/15→					
3.0 TDI	160	10/15→					
3.0 TDI quattro	160	11/15→					
3.0 TDI quattro	200	08/15→					
S4 quattro	260	05/16→					
<b>Führungsbolzen, Bremsattel</b>							
1.4 TFSI	110	02/16→		+PR 1LA,1LB		11.8171-0008.1 990049	ATE
2.0 TDI	90	04/16→					
2.0 TDI	100	08/15→					
2.0 TDI	110	08/15→					
2.0 TDI	140	08/15→					
2.0 TDI quattro	110	09/16→					
2.0 TDI quattro	120	09/16→					
2.0 TDI quattro	140	10/15→					
2.0 TFSI	140	08/15→					
2.0 TFSI	183	05/16→					
2.0 TFSI	185	05/16→					
2.0 TFSI g-tron	125	11/16→					
2.0 TFSI quattro	183	11/15→					
2.0 TFSI quattro	185	08/15→					
3.0 TDI	160	10/15→					
3.0 TDI quattro	160	11/15→					
3.0 TDI quattro	200	08/15→					
S4 quattro	260	05/16→					
<b>AUDI - A4 Cabriolet (8H7, B6, 8HE, B7) 04/02→03/09</b>							
<b> Bremsattel</b>							
1.8 T	120	07/02→03/09	←	☐; +PR 1LF;1LT; → 11/08		11.9571-9835.2 220427	ATE Ø 57 - Halter
1.8 T quattro	120	05/03→03/09	←	☐; +PR 1LF;1LT; → 11/08		11.9571-9836.2 220428	ATE Ø 57 - Halter
2.0 TDI	100	01/06→03/09	←	☐; +PR 1LA; → 11/08		11.9606-9957.2 220815	ATE Ø 60 - Halter
2.0 TDI	103	01/06→03/09	←	☐; +PR 1LA; → 11/08		11.9606-9958.2 220816	ATE Ø 60 - Halter
2.0 TFSI 16V	147	01/06→03/09	←	☐; +PR 1LB;1LE; → 11/08		24.3571-8521.5 240495	ATE Ø 57 - Halter
			←	☐; +PR 1LB;1LE; → 11/08		24.3571-8522.5 240496	ATE Ø 57 - Halter
			→	☐; → 11/08; +PR 1KD;1KP		24.3384-1735.7 220547	TRW Ø 38 - Halter
			→	☐; → 11/08; +PR 1KD;1KP		24.3384-1736.7 220548	TRW Ø 38 - Halter
			→	☐; 8E-5-400001→; → 11/08; +PR 1KW		24.3414-1713.7 220793	TRW Ø 41 - Halter
			→	☐; 8E-5-400001→; → 11/08; +PR 1KW		24.3414-1714.7 220794	TRW Ø 41 - Halter
1.8 T	125	10/02→10/05	←	☐; +PR 1LF;1LT		11.9571-9835.2 220427	ATE Ø 57 - Halter
2.0	96	09/04→12/05	←	☐; +PR 1LF;1LT		11.9571-9836.2 220428	ATE Ø 57 - Halter
			←	☐; +PR 1LA		11.9606-9957.2 220815	ATE Ø 60 - Halter
			←	☐; +PR 1LA		11.9606-9958.2 220816	ATE Ø 60 - Halter
			←	☐; +PR 1LB;1LE		24.3571-8521.5 240495	ATE Ø 57 - Halter
			←	☐; +PR 1LB;1LE		24.3571-8522.5 240496	ATE Ø 57 - Halter
			→	☐; +PR 1KD;1KP		24.3384-1735.7 220547	TRW Ø 38 - Halter
			→	☐; +PR 1KD;1KP		24.3384-1736.7 220548	TRW Ø 38 - Halter
			→	☐; 8E-5-400001→; +PR 1KW		24.3414-1713.7 220793	TRW Ø 41 - Halter
			→	☐; 8E-5-400001→; +PR 1KW		24.3414-1714.7 220794	TRW Ø 41 - Halter
2.0 TFSI quattro	147	11/05→03/09	←	☐; → 11/08; +PR 1LF,1LT		11.9571-9835.2 220427	ATE Ø 57 - Halter
			←	☐; → 11/08; +PR 1LF,1LT		11.9571-9836.2 220428	ATE Ø 57 - Halter
			←	☐; +PR 1LA; → 11/08		11.9606-9957.2 220815	ATE Ø 60 - Halter
			←	☐; +PR 1LA; → 11/08		11.9606-9958.2 220816	ATE Ø 60 - Halter
			←	☐; → 11/08; +PR 1LB,1LE		24.3571-8521.5 240495	ATE Ø 57 - Halter
			←	☐; → 11/08; +PR 1LB,1LE		24.3571-8522.5 240496	ATE Ø 57 - Halter
			→	☐; → 11/08; +PR 1KD,1KP		24.3384-1735.7 220547	TRW Ø 38 - Halter



	kw			 	! #		
<b>AUDI - A4 Cabriolet (8H7, B6, 8HE, B7) 04/02→03/09</b>							
<b>Bremssattel</b>							
2.0 TFSI quattro	147	11/05→03/09	➔	☐; → 11/08; +PR 1KD,1KP		24.3384-1736.7 220548	TRW Ø 38 - Halter
			➔	☐; 8E-5-400001→; → 11/08; +PR 1KW		24.3414-1713.7 220793	TRW Ø 41 - Halter
			➔	☐; 8E-5-400001→; → 11/08; +PR 1KW		24.3414-1714.7 220794	TRW Ø 41 - Halter
2.4	120	04/02→12/05	➔	☐; +PR 1LF;1LT		11.9571-9835.2 220427	ATE Ø 57 - Halter
2.4	125	04/02→12/05	➔	☐; +PR 1LF;1LT		11.9571-9836.2 220428	ATE Ø 57 - Halter
2.5 TDI	120	08/02→12/05	➔	☐; +PR 1LA		11.9606-9957.2 220815	ATE Ø 60 - Halter
3.0	162	04/02→12/05	➔	☐; +PR 1LA		11.9606-9958.2 220816	ATE Ø 60 - Halter
3.0 quattro	162	05/03→12/05	➔	☐; +PR 1LA		24.3571-8521.5 240495	ATE Ø 57 - Halter
			➔	☐; +PR 1LB;1LE		24.3571-8522.5 240496	ATE Ø 57 - Halter
			➔	☐; +PR 1LB;1LE		24.3384-1735.7 220547	TRW Ø 38 - Halter
			➔	☐		24.3384-1736.7 220548	TRW Ø 38 - Halter
			➔	☐; 8E-5-400001→; +PR 1KW		24.3414-1713.7 220793	TRW Ø 41 - Halter
			➔	☐; 8E-5-400001→; +PR 1KW		24.3414-1714.7 220794	TRW Ø 41 - Halter
2.7 TDI	132	06/06→03/09	➔	☐; +PR 1LF;1LT; → 11/08		11.9571-9835.2 220427	ATE Ø 57 - Halter
3.0 TDI quattro	171	01/06→03/09	➔	☐; +PR 1LF;1LT; → 11/08		11.9571-9836.2 220428	ATE Ø 57 - Halter
3.2 FSI	188	01/06→03/09	➔	☐; +PR 1LA; → 11/08		11.9606-9957.2 220815	ATE Ø 60 - Halter
3.2 FSI quattro	188	01/06→03/09	➔	☐; +PR 1LA; → 11/08		11.9606-9958.2 220816	ATE Ø 60 - Halter
			➔	☐; +PR 1LB;1LE; → 11/08		24.3571-8521.5 240495	ATE Ø 57 - Halter
			➔	☐; +PR 1LB;1LE; → 11/08		24.3571-8522.5 240496	ATE Ø 57 - Halter
			➔	☐; 8E-5-400001→; → 11/08; +PR 1KW		24.3414-1713.7 220793	TRW Ø 41 - Halter
			➔	☐; 8E-5-400001→; → 11/08; +PR 1KW		24.3414-1714.7 220794	TRW Ø 41 - Halter
3.0	160	04/02→12/05	➔	☐; +PR 1LF;1LT		11.9571-9835.2 220427	ATE Ø 57 - Halter
			➔	☐; +PR 1LF;1LT		11.9571-9836.2 220428	ATE Ø 57 - Halter
			➔	☐; +PR 1LA;1LC		11.9606-9953.2 220587	ATE Ø 60 - Halter
			➔	☐; +PR 1LA;1LC		11.9606-9954.2 220588	ATE Ø 60 - Halter
			➔	☐; 8E-8-000001→; +PR 1LZ		24.3541-1763.5 240231	TRW Ø 54 - Halter
			➔	☐; +PR 1LZ; → 8E-7-300000		24.3541-1763.5 240231	TRW Ø 54 - Halter
			➔	☐; +PR 1LZ; → 8E-7-300000		24.3541-1764.5 240232	TRW Ø 54 - Halter
			➔	☐; 8E-8-000001→; +PR 1LZ		24.3541-1764.5 240232	TRW Ø 54 - Halter
			➔	☐; +PR 1LB;1LE		24.3571-8521.5 240495	ATE Ø 57 - Halter
			➔	☐; +PR 1LB;1LE		24.3571-8522.5 240496	ATE Ø 57 - Halter
			➔	☐; → 8E-7-300000; +PR 1KD;1KP		24.3384-1735.7 220547	TRW Ø 38 - Halter
			➔	☐; → 8E-7-300000; +PR 1KD;1KP		24.3384-1736.7 220548	TRW Ø 38 - Halter
			➔	☐; 8E-5-400001→; +PR 1KW		24.3414-1713.7 220793	TRW Ø 41 - Halter
			➔	☐; 8E-5-400001→; +PR 1KW		24.3414-1714.7 220794	TRW Ø 41 - Halter
3.0 TDI quattro	150	01/06→03/09	➔	☐; +PR 1LF;1LT; → 11/08		11.9571-9835.2 220427	ATE Ø 57 - Halter
			➔	☐; +PR 1LF;1LT; → 11/08		11.9571-9836.2 220428	ATE Ø 57 - Halter
			➔	☐; +PR 1LA; → 11/08		11.9606-9957.2 220815	ATE Ø 60 - Halter
			➔	☐; +PR 1LA; → 11/08		11.9606-9958.2 220816	ATE Ø 60 - Halter
			➔	☐; +PR 1LB;1LE; → 11/08		24.3571-8521.5 240495	ATE Ø 57 - Halter
			➔	☐; +PR 1LB;1LE; → 11/08		24.3571-8522.5 240496	ATE Ø 57 - Halter
			➔	☐; → 11/08; +PR 1KW		24.3414-1713.7 220793	TRW Ø 41 - Halter
			➔	☐; → 11/08; +PR 1KW		24.3414-1714.7 220794	TRW Ø 41 - Halter
S4 quattro	253	03/04→03/09	➔	☐; → 11/08		11.9606-9961.2 220655	ATE Ø 60 - Halter
			➔	☐; → 11/08		11.9606-9962.2 220656	ATE Ø 60 - Halter
<b>Halter, Bremssattel</b>							
1.8 T	120	07/02→03/09	➔	+PR 1LB;1LE; → 11/08		11.0230-0560.1 260125	ATE
1.8 T quattro	120	05/03→03/09	➔	+PR 1LF;1LT; → 11/08		11.0230-0569.1 260126	ATE
2.0 TDI	100	01/06→03/09	➔				
2.0 TDI	103	01/06→03/09	➔				
2.0 TFSI 16V	147	01/06→03/09	➔				
2.7 TDI	132	06/06→03/09	➔				
3.0 TDI quattro	150	01/06→03/09	➔				
3.0 TDI quattro	171	01/06→03/09	➔				
3.2 FSI	188	01/06→03/09	➔				
3.2 FSI quattro	188	01/06→03/09	➔				
↓							

	kw			 	! #		
<b>AUDI - A4 Cabriolet (8H7, B6, 8HE, B7) 04/02→03/09</b>							
<b>Halter, Bremssattel</b>							
1.8 T	125	10/02→10/05	←	+PR 1LB;1LE		11.0230-0560.1	260125 ATE
2.0	96	09/04→12/05	←	+PR 1LF;1LT		11.0230-0569.1	260126 ATE
2.4	120	04/02→12/05	←				
2.4	125	04/02→12/05	←				
2.5 TDI	120	08/02→12/05	←				
3.0	160	04/02→12/05	←				
3.0	162	04/02→12/05	←				
3.0 quattro	162	05/03→12/05	←				
2.0 TFSI quattro	147	11/05→03/09	←	→ 11/08; +PR 1LB,1LE		11.0230-0560.1	260125 ATE
			←	→ 11/08; +PR 1LF,1LT		11.0230-0569.1	260126 ATE
<b>Feder, Bremssattel</b>							
1.8 T	120	07/02→03/09	←	+PR 1LF;1LT; → 11/08	2	11.8116-0143.1	390513 ATE
1.8 T quattro	120	05/03→03/09	←	+PR 1LB;1LE; → 11/08	2	11.8116-0143.1	390513 ATE
2.0 TDI	100	01/06→03/09	←				
2.0 TDI	103	01/06→03/09	←	+PR 1LA; → 11/08	2	11.8116-0410.2	390589 ATE
2.0 TFSI 16V	147	01/06→03/09	←				
2.7 TDI	132	06/06→03/09	←				
3.0 TDI quattro	150	01/06→03/09	←				
3.0 TDI quattro	171	01/06→03/09	←				
3.2 FSI	188	01/06→03/09	←				
3.2 FSI quattro	188	01/06→03/09	←				
1.8 T	125	10/02→10/05	←	+PR 1LF;1LT	2	11.8116-0143.1	390513 ATE
2.0	96	09/04→12/05	←	+PR 1LB;1LE	2	11.8116-0143.1	390513 ATE
2.4	120	04/02→12/05	←				
2.4	125	04/02→12/05	←	+PR 1LA	2	11.8116-0410.2	390589 ATE
2.5 TDI	120	08/02→12/05	←				
3.0	162	04/02→12/05	←				
3.0 quattro	162	05/03→12/05	←				
2.0 TFSI quattro	147	11/05→03/09	←	→ 11/08; +PR 1LF,1LT	2	11.8116-0143.1	390513 ATE
			←	→ 11/08; +PR 1LB,1LE	2	11.8116-0143.1	390513 ATE
			←	+PR 1LA; → 11/08	2	11.8116-0410.2	390589 ATE
3.0	160	04/02→12/05	←	+PR 1LF;1LT	2	11.8116-0143.1	390513 ATE
			←	+PR 1LB;1LE	2	11.8116-0143.1	390513 ATE
			←	+PR 1LA;1LC	2	11.8116-0410.2	390589 ATE
S4 quattro	253	03/04→03/09	←	→ 11/08	2	11.8116-0006.2	390601 ATE
			←	→ 11/08	2	11.8116-0410.2	390589 ATE
<b>Führungshülzensatz, Bremssattel</b>							
1.8 T	120	07/02→03/09	←	+PR 1LA; → 11/08		11.0101-5409.2	260035 ATE
1.8 T quattro	120	05/03→03/09	←				
2.0 TDI	100	01/06→03/09	←	+PR 1LF;1LT; → 11/08		11.0101-5409.2	260035 ATE
2.0 TDI	103	01/06→03/09	←	+PR 1LB;1LE; → 11/08		11.0101-5409.2	260035 ATE
2.0 TFSI 16V	147	01/06→03/09	←				
2.7 TDI	132	06/06→03/09	←				
3.0 TDI quattro	150	01/06→03/09	←				
3.0 TDI quattro	171	01/06→03/09	←				
3.2 FSI	188	01/06→03/09	←				
3.2 FSI quattro	188	01/06→03/09	←				
1.8 T	125	10/02→10/05	←	+PR 1LA		11.0101-5409.2	260035 ATE
2.0	96	09/04→12/05	←	+PR 1LF;1LT		11.0101-5409.2	260035 ATE
2.4	120	04/02→12/05	←				
2.4	125	04/02→12/05	←	+PR 1LB;1LE		11.0101-5409.2	260035 ATE
2.5 TDI	120	08/02→12/05	←				
3.0	162	04/02→12/05	←				
3.0 quattro	162	05/03→12/05	←				
2.0 TFSI quattro	147	11/05→03/09	←	→ 11/08; +PR 1LB,1LE		11.0101-5409.2	260035 ATE
			←	+PR 1LA; → 11/08		11.0101-5409.2	260035 ATE
			←	→ 11/08; +PR 1LF,1LT		11.0101-5409.2	260035 ATE
3.0	160	04/02→12/05	←	+PR 1LA;1LC		11.0101-5409.2	260035 ATE
			←	+PR 1LF;1LT		11.0101-5409.2	260035 ATE
			←	+PR 1LB;1LE		11.0101-5409.2	260035 ATE
S4 quattro	253	03/04→03/09	←	→ 11/08		11.0101-5409.2	260035 ATE
<b>Führungsbolzen, Bremssattel</b>							
1.8 T	120	07/02→03/09		+PR 1LF;1LT; → 11/08		11.8171-0008.1	990049 ATE
1.8 T quattro	120	05/03→03/09		+PR 1LB;1LE; → 11/08		11.8171-0008.1	990049 ATE
2.0 TDI	100	01/06→03/09					
2.0 TDI	103	01/06→03/09		+PR 1LA; → 11/08		11.8171-0008.1	990049 ATE
2.0 TFSI 16V	147	01/06→03/09					
2.7 TDI	132	06/06→03/09					
3.0 TDI quattro	150	01/06→03/09					
3.0 TDI quattro	171	01/06→03/09					

### AUDI - A4 Cabriolet (8H7, B6, 8HE, B7) 04/02→03/09

#### Führungsbolzen, Bremssattel

3.2 FSI	188	01/06→03/09		+PR 1LF;1LT; → 11/08	11.8171-0008.1	990049	ATE
3.2 FSI quattro	188	01/06→03/09		+PR 1LB;1LE; → 11/08	11.8171-0008.1	990049	ATE
				+PR 1LA; → 11/08	11.8171-0008.1	990049	ATE
1.8 T	125	10/02→10/05		+PR 1LA	11.8171-0008.1	990049	ATE
2.0	96	09/04→12/05		+PR 1LF;1LT	11.8171-0008.1	990049	ATE
2.4	120	04/02→12/05					
2.4	125	04/02→12/05		+PR 1LB;1LE	11.8171-0008.1	990049	ATE
2.5 TDI	120	08/02→12/05					
3.0	162	04/02→12/05					
3.0 quattro	162	05/03→12/05					
2.0 TFSI quattro	147	11/05→03/09		→ 11/08; +PR 1LF,1LT	11.8171-0008.1	990049	ATE
				→ 11/08; +PR 1LB,1LE	11.8171-0008.1	990049	ATE
				+PR 1LA; → 11/08	11.8171-0008.1	990049	ATE
3.0	160	04/02→12/05		+PR 1LF;1LT	11.8171-0008.1	990049	ATE
				+PR 1LB;1LE	11.8171-0008.1	990049	ATE
				+PR 1LA;1LC	11.8171-0008.1	990049	ATE
S4 quattro	253	03/04→03/09		→ 11/08	11.8171-0008.1	990049	ATE

#### Dichtungssatz, Bremssattel

1.8 T	120	07/02→03/09	←	+PR 1LF;1LT; → 11/08	11.0441-5704.2	250034	ATE
1.8 T quattro	120	05/03→03/09	←	+PR 1LB;1LE; → 11/08	11.0441-5704.2	250034	ATE
2.0 TDI	100	01/06→03/09	←	+PR 1LA; → 11/08	11.0441-6008.2	250038	ATE für Kolben-Ø [mm]: 60
2.0 TDI	103	01/06→03/09					
2.0 TFSI 16V	147	01/06→03/09					
2.7 TDI	132	06/06→03/09					
3.0 TDI quattro	150	01/06→03/09					
3.0 TDI quattro	171	01/06→03/09					
3.2 FSI	188	01/06→03/09					
3.2 FSI quattro	188	01/06→03/09					
1.8 T	125	10/02→10/05	←	+PR 1LF;1LT	11.0441-5704.2	250034	ATE
2.0	96	09/04→12/05	←	+PR 1LB;1LE	11.0441-5704.2	250034	ATE
2.4	120	04/02→12/05	←				
2.4	125	04/02→12/05	←	+PR 1LA	11.0441-6008.2	250038	ATE für Kolben-Ø [mm]: 60
2.5 TDI	120	08/02→12/05					
3.0	162	04/02→12/05					
3.0 quattro	162	05/03→12/05					
2.0 TFSI quattro	147	11/05→03/09	←	→ 11/08; +PR 1LB,1LE	11.0441-5704.2	250034	ATE
			←	→ 11/08; +PR 1LF,1LT	11.0441-5704.2	250034	ATE
			←	+PR 1LA; → 11/08	11.0441-6008.2	250038	ATE für Kolben-Ø [mm]: 60
3.0	160	04/02→12/05	←	+PR 1LF;1LT	11.0441-5704.2	250034	ATE
			←	+PR 1LB;1LE	11.0441-5704.2	250034	ATE
			←	+PR 1LA;1LC	11.0441-6008.2	250038	ATE für Kolben-Ø [mm]: 60
S4 quattro	253	03/04→03/09	←	→ 11/08	11.0441-6008.2	250038	ATE für Kolben-Ø [mm]: 60









#### Bremsschlauch

1.8 T	120	07/02→03/09	←	→ 11/08	2	24.5237-0308.3	331435	L= 308
1.8 T quattro	120	05/03→03/09						
2.0 TDI	100	01/06→03/09	→	→ 11/08	2	24.5138-0263.3	330885	L= 263
2.0 TDI	103	01/06→03/09						
2.0 TFSI 16V	147	01/06→03/09						
2.0 TFSI quattro	147	11/05→03/09						
2.7 TDI	132	06/06→03/09						
3.0 TDI quattro	150	01/06→03/09						
3.0 TDI quattro	171	01/06→03/09						
3.2 FSI	188	01/06→03/09						
3.2 FSI quattro	188	01/06→03/09						
S4 quattro	253	03/04→03/09						
1.8 T	125	10/02→10/05	←		2	24.5237-0308.3	331435	L= 308
2.0	96	09/04→12/05	→		2	24.5138-0263.3	330885	L= 263
2.4	120	04/02→12/05						
2.4	125	04/02→12/05						
2.5 TDI	120	08/02→12/05						
3.0	160	04/02→12/05						
3.0	162	04/02→12/05						
3.0 quattro	162	05/03→12/05						
RS4 quattro	309	06/06→03/09	←	→ 11/08	2	83.6169-0418.3	330894	L= 422









### AUDI - A5 (8T3) 06/07→01/17









#### Bremssattel

1.8 TFSI	118	05/09→09/11	←	☐; +PR 1LT	11.9571-9755.2	220845	ATE Ø 57 - Halter
2.0 TDI	125	08/08→03/12	←	☐; +PR 1LT	11.9571-9756.2	220846	ATE Ø 57 - Halter
2.0 TDI quattro	125	08/08→03/12					
2.0 TFSI	132	11/08→03/12					
↓							









	kw			 	! #			
<b>AUDI - A5 (8T3) 06/07→01/17</b>								
 <b>Bremssattel</b>								
2.0 TFSI 2.0 TFSI quattro 2.7 TDI	155 155 120	06/08→11/13 06/08→01/17 09/07→03/12	←	☐; 07/11→; +PR 1LA,1LB		24.3571-1773.5	240625	TRW Ø 57 - Halter
			←	☐; 07/11→; +PR 1LA,1LB		24.3571-1774.5	240626	TRW Ø 57 - Halter
			←	☐; +PR 1LJ		24.3571-1775.5	240627	TRW Ø 57 - Halter
			←	☐; +PR 1LJ		24.3571-1776.5	240628	TRW Ø 57 - Halter
			→	☐; +PR 1KW; → 8K-B-999999		24.6243-1703.7	220945	TRW Ø 43 + EMot / - Halter + FSB
			→	☐; +PR 1KW; → 8K-B-999999		24.6243-1704.7	220946	TRW Ø 43 + EMot / - Halter + FSB
			→	☐; +PR 1KE		24.6243-1705.7	220947	TRW Ø 43 + EMot / - Halter + FSB
			→	☐; +PR 1KE		24.6243-1706.7	220948	TRW Ø 43 + EMot / - Halter + FSB
			→	☐; 8K-C-000001→; +PR 1KW,2EH		24.6243-1707.7	220979	TRW Ø 43 + EMot / - Halter + FSB
			→	☐; 8K-C-000001→; +PR 1KW,2EH		24.6243-1708.7	220980	TRW Ø 43 + EMot / - Halter + FSB
			→	☐; +PR 1KP		24.6243-1721.5	240782	TRW Ø 43 + EMot / - Halter + FSB
			→	☐; +PR 1KP		24.6243-1722.5	240783	TRW Ø 43 + EMot / - Halter + FSB
			1.8 TFSI	125	10/07→01/17	←	☐; +PR 1LT	
←	☐; +PR 1LT					11.9571-9756.2	220846	ATE Ø 57 - Halter
←	☐; 07/11→; +PR 1LA,1LB					24.3571-1773.5	240625	TRW Ø 57 - Halter
←	☐; 07/11→; +PR 1LA,1LB					24.3571-1774.5	240626	TRW Ø 57 - Halter
←	☐; 08/08→; +PR 1LJ					24.3571-1775.5	240627	TRW Ø 57 - Halter
←	☐; 08/08→; +PR 1LJ					24.3571-1776.5	240628	TRW Ø 57 - Halter
→	☐; +PR 1KW; → 8K-B-999999					24.6243-1703.7	220945	TRW Ø 43 + EMot / - Halter + FSB
→	☐; +PR 1KW; → 8K-B-999999					24.6243-1704.7	220946	TRW Ø 43 + EMot / - Halter + FSB
→	☐; +PR 1KE					24.6243-1705.7	220947	TRW Ø 43 + EMot / - Halter + FSB
→	☐; +PR 1KE					24.6243-1706.7	220948	TRW Ø 43 + EMot / - Halter + FSB
→	☐; 8K-C-000001→; +PR 1KW,2EH					24.6243-1707.7	220979	TRW Ø 43 + EMot / - Halter + FSB
→	☐; 8K-C-000001→; +PR 1KW,2EH					24.6243-1708.7	220980	TRW Ø 43 + EMot / - Halter + FSB
→	☐; +PR 1KP					24.6243-1721.5	240782	TRW Ø 43 + EMot / - Halter + FSB
→	☐; +PR 1KP		24.6243-1722.5	240783	TRW Ø 43 + EMot / - Halter + FSB			
1.8 TFSI 2.0 TDI 2.0 TDI quattro 2.0 TDI quattro 2.0 TFSI 2.0 TFSI 2.0 TFSI quattro 2.0 TFSI quattro 3.0 TDI quattro 3.0 TFSI quattro	130 140 130 140 165 169 165 169 160 200	05/15→01/17 09/13→01/17 12/11→01/17 09/13→01/17 05/13→05/16 08/15→01/17 05/13→05/16 08/15→01/17 05/15→01/17 12/11→01/17	←	☐; +PR 1LT		11.9571-9755.2	220845	ATE Ø 57 - Halter
			←	☐; +PR 1LT		11.9571-9756.2	220846	ATE Ø 57 - Halter
			←	☐; +PR 1LA,1LB		24.3571-1773.5	240625	TRW Ø 57 - Halter
			←	☐; +PR 1LA,1LB		24.3571-1774.5	240626	TRW Ø 57 - Halter
			←	☐; +PR 1LJ		24.3571-1775.5	240627	TRW Ø 57 - Halter
			←	☐; +PR 1LJ		24.3571-1776.5	240628	TRW Ø 57 - Halter
			→	☐; +PR 1KE		24.6243-1705.7	220947	TRW Ø 43 + EMot / - Halter + FSB
			→	☐; +PR 1KE		24.6243-1706.7	220948	TRW Ø 43 + EMot / - Halter + FSB
			→	☐; +PR 1KW,2EH		24.6243-1707.7	220979	TRW Ø 43 + EMot / - Halter + FSB
			→	☐; +PR 1KW,2EH		24.6243-1708.7	220980	TRW Ø 43 + EMot / - Halter + FSB
			→	☐; +PR 1KP		24.6243-1721.5	240782	TRW Ø 43 + EMot / - Halter + FSB
			→	☐; +PR 1KP		24.6243-1722.5	240783	TRW Ø 43 + EMot / - Halter + FSB
			2.0 TDI	120	08/08→01/17	←	☐; 10/08→; +PR 1LT	
←	☐; 10/08→; +PR 1LT					11.9571-9756.2	220846	ATE Ø 57 - Halter
←	☐; 07/11→; +PR 1LA,1LB					24.3571-1773.5	240625	TRW Ø 57 - Halter
↓								



	kw			 	! #		
<b>AUDI - A5 (8T3) 06/07→01/17</b>							
 <b>Bremssattel</b>							
2.0 TDI	120	08/08→01/17	←	☐; 07/11→; +PR 1LA,1LB	24.3571-1774.5	240626	TRW Ø 57 - Halter
			←	☐; 10/08→; +PR 1LJ	24.3571-1775.5	240627	TRW Ø 57 - Halter
			←	☐; 10/08→; +PR 1LJ	24.3571-1776.5	240628	TRW Ø 57 - Halter
			→	☐; 10/08→; +PR 1KW; → 8K-B-999999	24.6243-1703.7	220945	TRW Ø 43 + EMot / - Halter + FSB
			→	☐; 10/08→; +PR 1KW; → 8K-B-999999	24.6243-1704.7	220946	TRW Ø 43 + EMot / - Halter + FSB
			→	☐; 10/08→; +PR 1KE	24.6243-1705.7	220947	TRW Ø 43 + EMot / - Halter + FSB
			→	☐; 10/08→; +PR 1KE	24.6243-1706.7	220948	TRW Ø 43 + EMot / - Halter + FSB
			→	☐; 8K-C-000001→; +PR 1KW,2EH	24.6243-1707.7	220979	TRW Ø 43 + EMot / - Halter + FSB
			→	☐; 8K-C-000001→; +PR 1KW,2EH	24.6243-1708.7	220980	TRW Ø 43 + EMot / - Halter + FSB
			→	☐; 10/08→; +PR 1KP	24.6243-1721.5	240782	TRW Ø 43 + EMot / - Halter + FSB
			→	☐; 10/08→; +PR 1KP	24.6243-1722.5	240783	TRW Ø 43 + EMot / - Halter + FSB
2.0 TDI 3.0 TDI 3.0 TDI quattro	130 150 180	10/11→01/17 10/11→01/17 10/11→01/17	←	☐; +PR 1LT	11.9571-9755.2	220845	ATE Ø 57 - Halter
			←	☐; +PR 1LT	11.9571-9756.2	220846	ATE Ø 57 - Halter
			←	☐; +PR 1LA,1LB	24.3571-1773.5	240625	TRW Ø 57 - Halter
			←	☐; +PR 1LA,1LB	24.3571-1774.5	240626	TRW Ø 57 - Halter
			←	☐; +PR 1LJ	24.3571-1775.5	240627	TRW Ø 57 - Halter
			←	☐; +PR 1LJ	24.3571-1776.5	240628	TRW Ø 57 - Halter
			→	☐; +PR 1KW; → 8K-B-999999	24.6243-1703.7	220945	TRW Ø 43 + EMot / - Halter + FSB
			→	☐; +PR 1KW; → 8K-B-999999	24.6243-1704.7	220946	TRW Ø 43 + EMot / - Halter + FSB
			→	☐; +PR 1KE	24.6243-1705.7	220947	TRW Ø 43 + EMot / - Halter + FSB
			→	☐; +PR 1KE	24.6243-1706.7	220948	TRW Ø 43 + EMot / - Halter + FSB
			→	☐; 8K-C-000001→; +PR 1KW,2EH	24.6243-1707.7	220979	TRW Ø 43 + EMot / - Halter + FSB
			→	☐; 8K-C-000001→; +PR 1KW,2EH	24.6243-1708.7	220980	TRW Ø 43 + EMot / - Halter + FSB
			→	☐; +PR 1KP	24.6243-1721.5	240782	TRW Ø 43 + EMot / - Halter + FSB
			→	☐; +PR 1KP	24.6243-1722.5	240783	TRW Ø 43 + EMot / - Halter + FSB
2.0 TFSI quattro	162	03/12→01/17	←	☐; 05/13→; +PR 1LT	11.9571-9755.2	220845	ATE Ø 57 - Halter
			←	☐; 05/13→; +PR 1LT	11.9571-9756.2	220846	ATE Ø 57 - Halter
			←	☐; 05/13→; +PR 1LA,1LB	24.3571-1773.5	240625	TRW Ø 57 - Halter
			←	☐; 05/13→; +PR 1LA,1LB	24.3571-1774.5	240626	TRW Ø 57 - Halter
			←	☐; 05/13→; +PR 1LJ	24.3571-1775.5	240627	TRW Ø 57 - Halter
			←	☐; 05/13→; +PR 1LJ	24.3571-1776.5	240628	TRW Ø 57 - Halter
			→	☐; 05/13→; +PR 1KE	24.6243-1705.7	220947	TRW Ø 43 + EMot / - Halter + FSB
			→	☐; 05/13→; +PR 1KE	24.6243-1706.7	220948	TRW Ø 43 + EMot / - Halter + FSB
			→	☐; 05/13→; +PR 1KW,2EH	24.6243-1707.7	220979	TRW Ø 43 + EMot / - Halter + FSB
			→	☐; 05/13→; +PR 1KW,2EH	24.6243-1708.7	220980	TRW Ø 43 + EMot / - Halter + FSB
			→	☐; 05/13→; +PR 1KP	24.6243-1721.5	240782	TRW Ø 43 + EMot / - Halter + FSB
→	☐; 05/13→; +PR 1KP	24.6243-1722.5	240783	TRW Ø 43 + EMot / - Halter + FSB			
2.7 TDI 3.0 TDI quattro 3.2 FSI 3.2 FSI quattro	140 176 195 195	06/07→03/12 06/07→03/12 06/07→03/12 06/07→03/12	←	☐; +PR 1LT	11.9571-9755.2	220845	ATE Ø 57 - Halter
			←	☐; +PR 1LT	11.9571-9756.2	220846	ATE Ø 57 - Halter
			←	☐; → 06/07; +PR 1LA	24.3571-1773.5	240625	TRW Ø 57 - Halter
			←	☐; 07/07→; +PR 1LA,1LB	24.3571-1773.5	240625	TRW Ø 57 - Halter
↓							

	kw			 	! #		
<b>AUDI - A5 (8T3) 06/07→01/17</b>							
 <b>Bremssattel</b>							
2.7 TDI 3.0 TDI quattro 3.2 FSI 3.2 FSI quattro	140 176 195 195	06/07→03/12	←	☐; → 06/07; +PR 1LA	24.3571-1774.5	240626	TRW Ø 57 - Halter
			←	☐; 07/07→; +PR 1LA,1LB	24.3571-1774.5	240626	TRW Ø 57 - Halter
			←	☐; +PR 1LJ	24.3571-1775.5	240627	TRW Ø 57 - Halter
			←	☐; +PR 1LJ	24.3571-1776.5	240628	TRW Ø 57 - Halter
			→	☐; +PR 1KW; → 8K-B-999999	24.6243-1703.7	220945	TRW Ø 43 + EMot / - Halter + FSB
			→	☐; +PR 1KW; → 8K-B-999999	24.6243-1704.7	220946	TRW Ø 43 + EMot / - Halter + FSB
			→	☐; +PR 1KE	24.6243-1705.7	220947	TRW Ø 43 + EMot / - Halter + FSB
			→	☐; +PR 1KE	24.6243-1706.7	220948	TRW Ø 43 + EMot / - Halter + FSB
			→	☐; 8K-C-000001→; +PR 1KW,2EH	24.6243-1707.7	220979	TRW Ø 43 + EMot / - Halter + FSB
			→	☐; 8K-C-000001→; +PR 1KW,2EH	24.6243-1708.7	220980	TRW Ø 43 + EMot / - Halter + FSB
			→	☐; +PR 1KP	24.6243-1721.5	240782	TRW Ø 43 + EMot / - Halter + FSB
			→	☐; +PR 1KP	24.6243-1722.5	240783	TRW Ø 43 + EMot / - Halter + FSB
3.0 TDI quattro	155	03/08→05/10	←	☐; +PR 1LT	11.9571-9755.2	220845	ATE Ø 57 - Halter
			←	☐; +PR 1LT	11.9571-9756.2	220846	ATE Ø 57 - Halter
			←	☐; +PR 1LJ	24.3571-1775.5	240627	TRW Ø 57 - Halter
			←	☐; +PR 1LJ	24.3571-1776.5	240628	TRW Ø 57 - Halter
			→	☐; +PR 1KW; → 8K-B-999999	24.6243-1703.7	220945	TRW Ø 43 + EMot / - Halter + FSB
			→	☐; +PR 1KW; → 8K-B-999999	24.6243-1704.7	220946	TRW Ø 43 + EMot / - Halter + FSB
			→	☐; +PR 1KE	24.6243-1705.7	220947	TRW Ø 43 + EMot / - Halter + FSB
			→	☐; +PR 1KE	24.6243-1706.7	220948	TRW Ø 43 + EMot / - Halter + FSB
			→	☐; 8K-C-000001→; +PR 1KW,2EH	24.6243-1707.7	220979	TRW Ø 43 + EMot / - Halter + FSB
			→	☐; 8K-C-000001→; +PR 1KW,2EH	24.6243-1708.7	220980	TRW Ø 43 + EMot / - Halter + FSB
			→	☐; +PR 1KP	24.6243-1721.5	240782	TRW Ø 43 + EMot / - Halter + FSB
			→	☐; +PR 1KP	24.6243-1722.5	240783	TRW Ø 43 + EMot / - Halter + FSB
RS 5 quattro	331	03/10→08/15	→	☐; +PR GP1	24.6243-1705.7	220947	TRW Ø 43 + EMot / - Halter + FSB
			→	☐; +PR GP1	24.6243-1706.7	220948	TRW Ø 43 + EMot / - Halter + FSB
			→	☐; +PR 1KP	24.6243-1721.5	240782	TRW Ø 43 + EMot / - Halter + FSB
			→	☐; +PR 1KP	24.6243-1722.5	240783	TRW Ø 43 + EMot / - Halter + FSB
S5 quattro	245	10/11→01/17	←	☐; +PR 1LJ,1ZT	24.3571-1775.5	240627	TRW Ø 57 - Halter
			←	☐; +PR 1LJ,1ZT	24.3571-1776.5	240628	TRW Ø 57 - Halter
			→	☐; +PR 1KE	24.6243-1705.7	220947	TRW Ø 43 + EMot / - Halter + FSB
			→	☐; +PR 1KE	24.6243-1706.7	220948	TRW Ø 43 + EMot / - Halter + FSB
			→	☐; +PR 1KP	24.6243-1721.5	240782	TRW Ø 43 + EMot / - Halter + FSB
			→	☐; +PR 1KP	24.6243-1722.5	240783	TRW Ø 43 + EMot / - Halter + FSB
S5 quattro	260	06/07→03/12	←	☐; 12/09→; +PR 1LJ,1ZT	24.3571-1775.5	240627	TRW Ø 57 - Halter
			←	☐; 12/09→; +PR 1LJ,1ZT	24.3571-1776.5	240628	TRW Ø 57 - Halter
			→	☐; +PR 1KE	24.6243-1705.7	220947	TRW Ø 43 + EMot / - Halter + FSB
			→	☐; +PR 1KE	24.6243-1706.7	220948	TRW Ø 43 + EMot / - Halter + FSB
			→	☐; +PR 1KP	24.6243-1721.5	240782	TRW Ø 43 + EMot / - Halter + FSB



	kW			 	! #		
<b>AUDI - A5 (8T3) 06/07→01/17</b>							
 <b>Bremssattel</b>							
S5 quattro	260	06/07→03/12	➔	☐; +PR 1KP		24.6243-1722.5 240783	TRW Ø 43 + EMot / - Halter + FSB
<b>Feder, Bremssattel</b>							
1.8 TFSI	118	05/09→09/11	←	+PR 1LT	2	11.8116-0351.1 390538	ATE
1.8 TFSI	125	10/07→01/17					
1.8 TFSI	130	05/15→01/17					
2.0 TDI	125	08/08→03/12					
2.0 TDI	130	10/11→01/17					
2.0 TDI	140	09/13→01/17					
2.0 TDI quattro	125	08/08→03/12					
2.0 TDI quattro	130	12/11→01/17					
2.0 TDI quattro	140	09/13→01/17					
2.0 TFSI	132	11/08→03/12					
2.0 TFSI	155	06/08→11/13					
2.0 TFSI	165	05/13→05/16					
2.0 TFSI	169	08/15→01/17					
2.0 TFSI quattro	155	06/08→01/17					
2.0 TFSI quattro	165	05/13→05/16					
2.0 TFSI quattro	169	08/15→01/17					
2.7 TDI	120	09/07→03/12					
2.7 TDI	140	06/07→03/12					
3.0 TDI	150	10/11→01/17					
3.0 TDI quattro	155	03/08→05/10					
3.0 TDI quattro	160	05/15→01/17					
3.0 TDI quattro	176	06/07→03/12					
3.0 TDI quattro	180	10/11→01/17					
3.0 TFSI quattro	200	12/11→01/17					
3.2 FSI	195	06/07→03/12					
3.2 FSI quattro	195	06/07→03/12					
2.0 TDI	120	08/08→01/17	←	10/08→; +PR 1LT	2	11.8116-0351.1 390538	ATE
2.0 TFSI quattro	162	03/12→01/17	←	05/13→; +PR 1LT	2	11.8116-0351.1 390538	ATE
<b>Führungshülzensatz, Bremssattel</b>							
1.8 TFSI	118	05/09→09/11	←	+PR 1LT		11.0101-5409.2 260035	ATE
1.8 TFSI	125	10/07→01/17					
1.8 TFSI	130	05/15→01/17					
2.0 TDI	125	08/08→03/12					
2.0 TDI	130	10/11→01/17					
2.0 TDI	140	09/13→01/17					
2.0 TDI quattro	125	08/08→03/12					
2.0 TDI quattro	130	12/11→01/17					
2.0 TDI quattro	140	09/13→01/17					
2.0 TFSI	132	11/08→03/12					
2.0 TFSI	155	06/08→11/13					
2.0 TFSI	165	05/13→05/16					
2.0 TFSI	169	08/15→01/17					
2.0 TFSI quattro	155	06/08→01/17					
2.0 TFSI quattro	165	05/13→05/16					
2.0 TFSI quattro	169	08/15→01/17					
2.7 TDI	120	09/07→03/12					
2.7 TDI	140	06/07→03/12					
3.0 TDI	150	10/11→01/17					
3.0 TDI quattro	155	03/08→05/10					
3.0 TDI quattro	160	05/15→01/17					
3.0 TDI quattro	176	06/07→03/12					
3.0 TDI quattro	180	10/11→01/17					
3.0 TFSI quattro	200	12/11→01/17					
3.2 FSI	195	06/07→03/12					
3.2 FSI quattro	195	06/07→03/12					
2.0 TDI	120	08/08→01/17	←	10/08→; +PR 1LT		11.0101-5409.2 260035	ATE
2.0 TFSI quattro	162	03/12→01/17	←	05/13→; +PR 1LT		11.0101-5409.2 260035	ATE
<b>Führungsbolzen, Bremssattel</b>							
1.8 TFSI	118	05/09→09/11		+PR 1LT		11.8171-0008.1 990049	ATE
1.8 TFSI	125	10/07→01/17					
1.8 TFSI	130	05/15→01/17					
2.0 TDI	125	08/08→03/12					
2.0 TDI	130	10/11→01/17					
2.0 TDI	140	09/13→01/17					
2.0 TDI quattro	125	08/08→03/12					
2.0 TDI quattro	130	12/11→01/17					
2.0 TDI quattro	140	09/13→01/17					
2.0 TFSI	132	11/08→03/12					
2.0 TFSI	155	06/08→11/13					
2.0 TFSI	165	05/13→05/16					
2.0 TFSI	169	08/15→01/17					
2.0 TFSI quattro	155	06/08→01/17					
2.0 TFSI quattro	165	05/13→05/16					
2.0 TFSI quattro	169	08/15→01/17					
↓							

### AUDI - A5 (8T3) 06/07→01/17

#### Führungsbolzen, Bremsattel

2.7 TDI	120	09/07→03/12		+PR 1LT		11.8171-0008.1	990049	ATE
2.7 TDI	140	06/07→03/12						
3.0 TDI	150	10/11→01/17						
3.0 TDI quattro	155	03/08→05/10						
3.0 TDI quattro	160	05/15→01/17						
3.0 TDI quattro	176	06/07→03/12						
3.0 TDI quattro	180	10/11→01/17						
3.0 TFSI quattro	200	12/11→01/17						
3.2 FSI	195	06/07→03/12						
3.2 FSI quattro	195	06/07→03/12						
2.0 TDI	120	08/08→01/17		10/08→; +PR 1LT		11.8171-0008.1	990049	ATE
2.0 TFSI quattro	162	03/12→01/17		05/13→; +PR 1LT		11.8171-0008.1	990049	ATE









#### Bremsschlauch








1.8 TFSI	118	05/09→09/11	←		2	83.7713-0476.3	331116	L= 472
1.8 TFSI	125	10/07→01/17						
1.8 TFSI	130	05/15→01/17	→		2	24.5140-0396.3	331372	L= 396
2.0 TDI	125	08/08→03/12						
2.0 TDI	130	10/11→01/17						
2.0 TDI	140	09/13→01/17						
2.0 TDI quattro	125	08/08→03/12						
2.0 TDI quattro	130	12/11→01/17						
2.0 TDI quattro	140	09/13→01/17						
2.0 TFSI	132	11/08→03/12						
2.0 TFSI	155	06/08→11/13						
2.0 TFSI	165	05/13→05/16						
2.0 TFSI	169	08/15→01/17						
2.0 TFSI quattro	155	06/08→01/17						
2.0 TFSI quattro	165	05/13→05/16						
2.0 TFSI quattro	169	08/15→01/17						
2.7 TDI	120	09/07→03/12						
2.7 TDI	140	06/07→03/12						
3.0 TDI	150	10/11→01/17						
3.0 TDI quattro	155	03/08→05/10						
3.0 TDI quattro	160	05/15→01/17						
3.0 TDI quattro	176	06/07→03/12						
3.0 TDI quattro	180	10/11→01/17						
3.0 TFSI quattro	200	12/11→01/17						
3.2 FSI	195	06/07→03/12						
3.2 FSI quattro	195	06/07→03/12						
S5 quattro	245	10/11→01/17						
S5 quattro	260	06/07→03/12						
2.0 TDI	120	08/08→01/17	←	10/08→	2	83.7713-0476.3	331116	L= 472
			→	10/08→	2	24.5140-0396.3	331372	L= 396
2.0 TFSI quattro	162	03/12→01/17	←	05/13→	2	83.7713-0476.3	331116	L= 472
			→	05/13→	2	24.5140-0396.3	331372	L= 396
RS 5 quattro	331	03/10→08/15	→		2	24.5140-0396.3	331372	L= 396

### AUDI - A5 Cabriolet (8F7) 03/09→01/17








#### Bremsattel










1.8 TFSI	118	09/09→03/12	←	☐; +PR 1LT		11.9571-9755.2	220845	ATE Ø 57 - Halter
1.8 TFSI	125	10/11→03/16						
2.0 TDI	120	05/09→06/14	←	☐; +PR 1LT		11.9571-9756.2	220846	ATE Ø 57 - Halter
2.0 TDI	125	05/09→03/12	←	☐; +PR 1LA, 1LB		24.3571-1773.5	240625	TRW Ø 57 - Halter
2.0 TDI	130	10/11→01/17						
2.0 TFSI	132	03/09→03/12	←	☐; +PR 1LA, 1LB		24.3571-1774.5	240626	TRW Ø 57 - Halter
2.0 TFSI	155	03/09→06/14	←	☐; +PR 1LJ		24.3571-1775.5	240627	TRW Ø 57 - Halter
2.0 TFSI quattro	155	03/09→01/17	←	☐; +PR 1LJ		24.3571-1776.5	240628	TRW Ø 57 - Halter
2.7 TDI	120	05/09→03/12	←	☐; +PR 1LJ		24.3571-1776.5	240628	TRW Ø 57 - Halter
2.7 TDI	140	03/09→03/12	→	☐; +PR 1KW,2EH; → 8F-B-999999		24.6243-1703.7	220945	TRW Ø 43 + EMot / - Halter + FSB
3.0 TDI	150	10/11→01/17	→	☐; +PR 1KW,2EH; → 8F-B-999999		24.6243-1704.7	220946	TRW Ø 43 + EMot / - Halter + FSB
3.0 TDI quattro	180	10/11→01/17	→	☐; +PR 1KE		24.6243-1705.7	220947	TRW Ø 43 + EMot / - Halter + FSB
3.2 FSI	195	03/09→03/12	→	☐; +PR 1KE		24.6243-1706.7	220948	TRW Ø 43 + EMot / - Halter + FSB
3.2 FSI quattro	195	03/09→03/12	→	☐; 8F-C-000001→; +PR 1KW,2EH		24.6243-1707.7	220979	TRW Ø 43 + EMot / - Halter + FSB
			→	☐; 8F-C-000001→; +PR 1KW,2EH		24.6243-1708.7	220980	TRW Ø 43 + EMot / - Halter + FSB
			→	☐; +PR 1KP		24.6243-1721.5	240782	TRW Ø 43 + EMot / - Halter + FSB
			→	☐; +PR 1KP		24.6243-1722.5	240783	TRW Ø 43 + EMot / - Halter + FSB

	kw			 	! #			
<b>AUDI - A5 Cabriolet (8F7) 03/09→01/17</b>								
<b> Bremssattel</b>								
1.8 TFSI	130	05/15→01/17	←	☐; +PR 1LT		11.9571-9755.2	220845	ATE Ø 57 - Halter
2.0 TFSI	169	08/15→01/17	←	☐; +PR 1LT		11.9571-9756.2	220846	ATE Ø 57 - Halter
2.0 TFSI quattro	169	08/15→01/17	←	☐; +PR 1LT		11.9571-9756.2	220846	ATE Ø 57 - Halter
3.0 TDI quattro	160	05/15→01/17	←	☐; +PR 1LA,1LB		24.3571-1773.5	240625	TRW Ø 57 - Halter
			←	☐; +PR 1LA,1LB		24.3571-1774.5	240626	TRW Ø 57 - Halter
			←	☐; +PR 1LJ		24.3571-1775.5	240627	TRW Ø 57 - Halter
			←	☐; +PR 1LJ		24.3571-1776.5	240628	TRW Ø 57 - Halter
			→	☐; +PR 1KE		24.6243-1705.7	220947	TRW Ø 43 + EMot / - Halter + FSB
			→	☐; +PR 1KE		24.6243-1706.7	220948	TRW Ø 43 + EMot / - Halter + FSB
			→	☐; +PR 1KW,2EH		24.6243-1707.7	220979	TRW Ø 43 + EMot / - Halter + FSB
			→	☐; +PR 1KW,2EH		24.6243-1708.7	220980	TRW Ø 43 + EMot / - Halter + FSB
			→	☐; +PR 1KP		24.6243-1721.5	240782	TRW Ø 43 + EMot / - Halter + FSB
			→	☐; +PR 1KP		24.6243-1722.5	240783	TRW Ø 43 + EMot / - Halter + FSB
2.0 TDI	105	10/11→05/15	←	☐; 11/11→; +PR 1LT		11.9571-9755.2	220845	ATE Ø 57 - Halter
			←	☐; 11/11→; +PR 1LT		11.9571-9756.2	220846	ATE Ø 57 - Halter
			←	☐; 11/11→; +PR 1LA,1LB		24.3571-1773.5	240625	TRW Ø 57 - Halter
			←	☐; 11/11→; +PR 1LA,1LB		24.3571-1774.5	240626	TRW Ø 57 - Halter
			←	☐; 11/11→; +PR 1LJ		24.3571-1775.5	240627	TRW Ø 57 - Halter
			←	☐; 11/11→; +PR 1LJ		24.3571-1776.5	240628	TRW Ø 57 - Halter
			→	☐; 11/11→; +PR 1KW,2EH		24.6243-1707.7	220979	TRW Ø 43 + EMot / - Halter + FSB
			→	☐; 11/11→; +PR 1KW,2EH		24.6243-1708.7	220980	TRW Ø 43 + EMot / - Halter + FSB
			→	☐; 11/11→; +PR 1KP		24.6243-1721.5	240782	TRW Ø 43 + EMot / - Halter + FSB
			→	☐; 11/11→; +PR 1KP		24.6243-1722.5	240783	TRW Ø 43 + EMot / - Halter + FSB
2.0 TDI	110	05/13→01/17	←	☐; +PR 1LT		11.9571-9755.2	220845	ATE Ø 57 - Halter
2.0 TDI	140	09/13→01/17	←	☐; +PR 1LT		11.9571-9756.2	220846	ATE Ø 57 - Halter
2.0 TDI quattro	130	01/12→05/15	←	☐; +PR 1LT		11.9571-9756.2	220846	ATE Ø 57 - Halter
2.0 TDI quattro	140	09/13→01/17	←	☐; +PR 1LA,1LB		24.3571-1773.5	240625	TRW Ø 57 - Halter
2.0 TFSI	162	05/13→12/14	←	☐; +PR 1LA,1LB		24.3571-1774.5	240626	TRW Ø 57 - Halter
2.0 TFSI	165	05/13→05/16	←	☐; +PR 1LA,1LB		24.3571-1774.5	240626	TRW Ø 57 - Halter
2.0 TFSI quattro	165	05/13→05/16	←	☐; +PR 1LJ		24.3571-1775.5	240627	TRW Ø 57 - Halter
3.0 TFSI quattro	200	11/11→01/17	←	☐; +PR 1LJ		24.3571-1776.5	240628	TRW Ø 57 - Halter
			→	☐; +PR 1KW,2EH		24.6243-1707.7	220979	TRW Ø 43 + EMot / - Halter + FSB
			→	☐; +PR 1KW,2EH		24.6243-1708.7	220980	TRW Ø 43 + EMot / - Halter + FSB
			→	☐; +PR 1KP		24.6243-1721.5	240782	TRW Ø 43 + EMot / - Halter + FSB
			→	☐; +PR 1KP		24.6243-1722.5	240783	TRW Ø 43 + EMot / - Halter + FSB
2.0 TFSI quattro	162	03/12→01/17	←	☐; 05/13→; +PR 1LT		11.9571-9755.2	220845	ATE Ø 57 - Halter
			←	☐; 05/13→; +PR 1LT		11.9571-9756.2	220846	ATE Ø 57 - Halter
			←	☐; 05/13→; +PR 1LA,1LB		24.3571-1773.5	240625	TRW Ø 57 - Halter
			←	☐; 05/13→; +PR 1LA,1LB		24.3571-1774.5	240626	TRW Ø 57 - Halter
			←	☐; 05/13→; +PR 1LJ		24.3571-1775.5	240627	TRW Ø 57 - Halter
			←	☐; 05/13→; +PR 1LJ		24.3571-1776.5	240628	TRW Ø 57 - Halter
			→	☐; 05/13→; +PR 1KW,2EH		24.6243-1707.7	220979	TRW Ø 43 + EMot / - Halter + FSB
			→	☐; 05/13→; +PR 1KW,2EH		24.6243-1708.7	220980	TRW Ø 43 + EMot / - Halter + FSB
			→	☐; 05/13→; +PR 1KP		24.6243-1721.5	240782	TRW Ø 43 + EMot / - Halter + FSB
			→	☐; 05/13→; +PR 1KP		24.6243-1722.5	240783	TRW Ø 43 + EMot / - Halter + FSB
3.0 TDI quattro	176	03/09→03/12	←	☐; +PR 1LT		11.9571-9755.2	220845	ATE Ø 57 - Halter
↓								

	kw			 	! #			
<b>AUDI - A5 Cabriolet (8F7) 03/09→01/17</b>								
<b>Bremssattel</b>								
3.0 TDI quattro	176	03/09→03/12	←	☐; +PR 1LT		11.9571-9756.2	220846	ATE Ø 57 - Halter
			←	☐; 07/11→; +PR 1LA,1LB		24.3571-1773.5	240625	TRW Ø 57 - Halter
			←	☐; 07/11→; +PR 1LA,1LB		24.3571-1774.5	240626	TRW Ø 57 - Halter
			←	☐; +PR 1LJ		24.3571-1775.5	240627	TRW Ø 57 - Halter
			←	☐; +PR 1LJ		24.3571-1776.5	240628	TRW Ø 57 - Halter
			→	☐; +PR 1KW,2EH; → 8F-B-999999		24.6243-1703.7	220945	TRW Ø 43 + EMot / - Halter + FSB
			→	☐; +PR 1KW,2EH; → 8F-B-999999		24.6243-1704.7	220946	TRW Ø 43 + EMot / - Halter + FSB
			→	☐; +PR 1KE		24.6243-1705.7	220947	TRW Ø 43 + EMot / - Halter + FSB
			→	☐; +PR 1KE		24.6243-1706.7	220948	TRW Ø 43 + EMot / - Halter + FSB
			→	☐; 8F-C-000001→; +PR 1KW,2EH		24.6243-1707.7	220979	TRW Ø 43 + EMot / - Halter + FSB
			→	☐; 8F-C-000001→; +PR 1KW,2EH		24.6243-1708.7	220980	TRW Ø 43 + EMot / - Halter + FSB
			→	☐; +PR 1KP		24.6243-1721.5	240782	TRW Ø 43 + EMot / - Halter + FSB
			→	☐; +PR 1KP		24.6243-1722.5	240783	TRW Ø 43 + EMot / - Halter + FSB
S5 quattro	245	06/09→01/17	←	☐; +PR 1LJ,1ZT		24.3571-1775.5	240627	TRW Ø 57 - Halter
			←	☐; +PR 1LJ,1ZT		24.3571-1776.5	240628	TRW Ø 57 - Halter
			→	☐; +PR 1KE; → 8F-B-999999		24.6243-1705.7	220947	TRW Ø 43 + EMot / - Halter + FSB
			→	☐; +PR 1KE; → 8F-B-999999		24.6243-1706.7	220948	TRW Ø 43 + EMot / - Halter + FSB
			→	☐; +PR 1KP		24.6243-1721.5	240782	TRW Ø 43 + EMot / - Halter + FSB
			→	☐; +PR 1KP		24.6243-1722.5	240783	TRW Ø 43 + EMot / - Halter + FSB
<b>Feder, Bremssattel</b>								
1.8 TFSI	118	09/09→03/12		+PR 1LT	2	11.8116-0351.1	390538	ATE
1.8 TFSI	125	10/11→03/16						
1.8 TFSI	130	05/15→01/17						
2.0 TDI	110	05/13→01/17						
2.0 TDI	120	05/09→06/14						
2.0 TDI	125	05/09→03/12						
2.0 TDI	130	10/11→01/17						
2.0 TDI	140	09/13→01/17						
2.0 TDI quattro	130	01/12→05/15						
2.0 TDI quattro	140	09/13→01/17						
2.0 TFSI	132	03/09→03/12						
2.0 TFSI	155	03/09→06/14						
2.0 TFSI	162	05/13→12/14						
2.0 TFSI	165	05/13→05/16						
2.0 TFSI	169	08/15→01/17						
2.0 TFSI quattro	155	03/09→01/17						
2.0 TFSI quattro	165	05/13→05/16						
2.0 TFSI quattro	169	08/15→01/17						
2.7 TDI	120	05/09→03/12						
2.7 TDI	140	03/09→03/12						
3.0 TDI	150	10/11→01/17						
3.0 TDI quattro	160	05/15→01/17						
3.0 TDI quattro	176	03/09→03/12						
3.0 TDI quattro	180	10/11→01/17						
3.0 TFSI quattro	200	11/11→01/17						
3.2 FSI	195	03/09→03/12						
3.2 FSI quattro	195	03/09→03/12						
2.0 TDI	105	10/11→05/15		11/11→; +PR 1LT	2	11.8116-0351.1	390538	ATE
2.0 TFSI quattro	162	03/12→01/17		05/13→; +PR 1LT	2	11.8116-0351.1	390538	ATE
<b>Führungshülzensatz, Bremssattel</b>								
1.8 TFSI	118	09/09→03/12	←	+PR 1LT		11.0101-5409.2	260035	ATE
1.8 TFSI	125	10/11→03/16						
1.8 TFSI	130	05/15→01/17						
2.0 TDI	110	05/13→01/17						
2.0 TDI	120	05/09→06/14						
2.0 TDI	125	05/09→03/12						
2.0 TDI	130	10/11→01/17						
2.0 TDI	140	09/13→01/17						
2.0 TDI quattro	130	01/12→05/15						
↓								

















	kW			 	! #		
<b>AUDI - A5 Cabriolet (8F7) 03/09→01/17</b>							
<b>Führungshülzensatz, Bremssattel</b>							
2.0 TDI quattro	140	09/13→01/17	←	+PR 1LT		11.0101-5409.2	260035 ATE
2.0 TFSI	132	03/09→03/12					
2.0 TFSI	155	03/09→06/14					
2.0 TFSI	162	05/13→12/14					
2.0 TFSI	165	05/13→05/16					
2.0 TFSI	169	08/15→01/17					
2.0 TFSI quattro	155	03/09→01/17					
2.0 TFSI quattro	165	05/13→05/16					
2.0 TFSI quattro	169	08/15→01/17					
2.7 TDI	120	05/09→03/12					
2.7 TDI	140	03/09→03/12					
3.0 TDI	150	10/11→01/17					
3.0 TDI quattro	160	05/15→01/17					
3.0 TDI quattro	176	03/09→03/12					
3.0 TDI quattro	180	10/11→01/17					
3.0 TFSI quattro	200	11/11→01/17					
3.2 FSI	195	03/09→03/12					
3.2 FSI quattro	195	03/09→03/12					
2.0 TDI	105	10/11→05/15	←	11/11→; +PR 1LT		11.0101-5409.2	260035 ATE
2.0 TFSI quattro	162	03/12→01/17	←	05/13→; +PR 1LT		11.0101-5409.2	260035 ATE
<b>Führungsbolzen, Bremssattel</b>							
1.8 TFSI	118	09/09→03/12		+PR 1LT		11.8171-0008.1	990049 ATE
1.8 TFSI	125	10/11→03/16					
1.8 TFSI	130	05/15→01/17					
2.0 TDI	110	05/13→01/17					
2.0 TDI	120	05/09→06/14					
2.0 TDI	125	05/09→03/12					
2.0 TDI	130	10/11→01/17					
2.0 TDI	140	09/13→01/17					
2.0 TDI quattro	130	01/12→05/15					
2.0 TDI quattro	140	09/13→01/17					
2.0 TFSI	132	03/09→03/12					
2.0 TFSI	155	03/09→06/14					
2.0 TFSI	162	05/13→12/14					
2.0 TFSI	165	05/13→05/16					
2.0 TFSI	169	08/15→01/17					
2.0 TFSI quattro	155	03/09→01/17					
2.0 TFSI quattro	165	05/13→05/16					
2.0 TFSI quattro	169	08/15→01/17					
2.7 TDI	120	05/09→03/12					
2.7 TDI	140	03/09→03/12					
3.0 TDI	150	10/11→01/17					
3.0 TDI quattro	160	05/15→01/17					
3.0 TDI quattro	176	03/09→03/12					
3.0 TDI quattro	180	10/11→01/17					
3.0 TFSI quattro	200	11/11→01/17					
3.2 FSI	195	03/09→03/12					
3.2 FSI quattro	195	03/09→03/12					
2.0 TDI	105	10/11→05/15		11/11→; +PR 1LT		11.8171-0008.1	990049 ATE
2.0 TFSI quattro	162	03/12→01/17		05/13→; +PR 1LT		11.8171-0008.1	990049 ATE
<b>Bremsschlauch</b>							
1.8 TFSI	118	09/09→03/12	←		2	83.7713-0476.3	331116 L= 472
1.8 TFSI	125	10/11→03/16					
1.8 TFSI	130	05/15→01/17	→		2	24.5140-0396.3	331372 L= 396
2.0 TDI	110	05/13→01/17					
2.0 TDI	120	05/09→06/14					
2.0 TDI	125	05/09→03/12					
2.0 TDI	130	10/11→01/17					
2.0 TDI	140	09/13→01/17					
2.0 TDI quattro	130	01/12→05/15					
2.0 TDI quattro	140	09/13→01/17					
2.0 TFSI	132	03/09→03/12					
2.0 TFSI	162	05/13→12/14					
2.0 TFSI	165	05/13→05/16					
2.0 TFSI	169	08/15→01/17					
2.0 TFSI quattro	155	03/09→01/17					
2.0 TFSI quattro	165	05/13→05/16					
2.0 TFSI quattro	169	08/15→01/17					
2.7 TDI	120	05/09→03/12					
2.7 TDI	140	03/09→03/12					
3.0 TDI	150	10/11→01/17					
3.0 TDI quattro	160	05/15→01/17					
3.0 TDI quattro	176	03/09→03/12					
3.0 TDI quattro	180	10/11→01/17					
3.0 TFSI quattro	200	11/11→01/17					
3.2 FSI	195	03/09→03/12					
3.2 FSI quattro	195	03/09→03/12					
S5 quattro	245	06/09→01/17					
↓							








	kw			 	! #		
<b>AUDI - A5 Cabriolet (8F7) 03/09→01/17</b>							
 <b>Bremsschlauch</b>							
2.0 TDI	105	10/11→05/15	←	11/11→	2	83.7713-0476.3 331116	L= 472
			→	11/11→	2	24.5140-0396.3 331372	L= 396
2.0 TFSI	155	03/09→06/14	←	+PR 1LT	2	83.7713-0476.3 331116	L= 472
			→	+PR 1LT	2	24.5140-0396.3 331372	L= 396
2.0 TFSI quattro	162	03/12→01/17	←	05/13→	2	83.7713-0476.3 331116	L= 472
			→	05/13→	2	24.5140-0396.3 331372	L= 396
RS 5 quattro	331	11/12→08/15	→	02/13→	2	24.5140-0396.3 331372	L= 396
<b>AUDI - A5 Sportback (8TA) 09/09→01/17</b>							
 <b>Bremssattel</b>							
1.8 TFSI	106	09/14→01/17	←	☐; +PR 1LT		11.9571-9755.2 220845	ATE Ø 57 - Halter
1.8 TFSI	130	05/15→01/17	←	☐; +PR 1LT		11.9571-9756.2 220846	ATE Ø 57 - Halter
2.0 TDI	110	05/13→01/17	←	☐; +PR 1LT		11.9571-9756.2 220846	ATE Ø 57 - Halter
2.0 TDI	140	09/13→01/17	←	☐; +PR 1LA,1LB		24.3571-1773.5 240625	TRW Ø 57 - Halter
2.0 TDI quattro	130	12/11→01/17	←	☐; +PR 1LA,1LB		24.3571-1774.5 240626	TRW Ø 57 - Halter
2.0 TDI quattro	140	09/13→01/17	←	☐; +PR 1LA,1LB		24.3571-1774.5 240626	TRW Ø 57 - Halter
2.0 TFSI	165	05/13→05/16	←	☐; +PR 1LJ		24.3571-1775.5 240627	TRW Ø 57 - Halter
2.0 TFSI	169	08/15→01/17	←	☐; +PR 1LJ		24.3571-1776.5 240628	TRW Ø 57 - Halter
2.0 TFSI quattro	165	05/13→05/16	←	☐; +PR 1LJ		24.3571-1776.5 240628	TRW Ø 57 - Halter
2.0 TFSI quattro	169	08/15→01/17	←	☐; +PR 1LJ		24.3571-1776.5 240628	TRW Ø 57 - Halter
3.0 TDI quattro	160	05/15→01/17	→	☐; +PR 1KE		24.6243-1705.7 220947	TRW Ø 43 + EMot / - Halter + FSB
3.0 TFSI quattro	200	12/11→01/17	→	☐; +PR 1KE		24.6243-1706.7 220948	TRW Ø 43 + EMot / - Halter + FSB
			→	☐; +PR 1KW,2EH		24.6243-1707.7 220979	TRW Ø 43 + EMot / - Halter + FSB
			→	☐; +PR 1KW,2EH		24.6243-1708.7 220980	TRW Ø 43 + EMot / - Halter + FSB
			→	☐; +PR 1KP		24.6243-1721.5 240782	TRW Ø 43 + EMot / - Halter + FSB
			→	☐; +PR 1KP		24.6243-1722.5 240783	TRW Ø 43 + EMot / - Halter + FSB
1.8 TFSI	118	11/09→09/11	←	☐; +PR 1LT		11.9571-9755.2 220845	ATE Ø 57 - Halter
2.0 TDI	100	09/09→01/17	←	☐; +PR 1LT		11.9571-9756.2 220846	ATE Ø 57 - Halter
2.0 TDI	105	09/09→01/17	←	☐; +PR 1LT		11.9571-9756.2 220846	ATE Ø 57 - Halter
2.0 TDI	120	09/09→01/17	←	☐; 07/11→; +PR 1LA,1LB		24.3571-1773.5 240625	TRW Ø 57 - Halter
2.0 TDI	125	09/09→03/12	←	☐; 07/11→; +PR 1LA,1LB		24.3571-1774.5 240626	TRW Ø 57 - Halter
2.0 TDI quattro	125	09/09→03/12	←	☐; 07/11→; +PR 1LA,1LB		24.3571-1774.5 240626	TRW Ø 57 - Halter
2.0 TFSI	132	09/09→06/14	←	☐; +PR 1LJ		24.3571-1775.5 240627	TRW Ø 57 - Halter
2.0 TFSI	155	09/09→11/13	←	☐; +PR 1LJ		24.3571-1776.5 240628	TRW Ø 57 - Halter
2.0 TFSI quattro	155	09/09→01/17	←	☐; +PR 1LJ		24.3571-1776.5 240628	TRW Ø 57 - Halter
2.7 TDI	120	09/09→01/17	→	☐; +PR 1KW; → 8K-B-999999		24.6243-1703.7 220945	TRW Ø 43 + EMot / - Halter + FSB
			→	☐; +PR 1KW; → 8K-B-999999		24.6243-1704.7 220946	TRW Ø 43 + EMot / - Halter + FSB
			→	☐; +PR 1KE		24.6243-1705.7 220947	TRW Ø 43 + EMot / - Halter + FSB
			→	☐; +PR 1KE		24.6243-1706.7 220948	TRW Ø 43 + EMot / - Halter + FSB
			→	☐; 8K-C-000001→; +PR 1KW,2EH		24.6243-1707.7 220979	TRW Ø 43 + EMot / - Halter + FSB
			→	☐; 8K-C-000001→; +PR 1KW,2EH		24.6243-1708.7 220980	TRW Ø 43 + EMot / - Halter + FSB
			→	☐; +PR 1KP		24.6243-1721.5 240782	TRW Ø 43 + EMot / - Halter + FSB
			→	☐; +PR 1KP		24.6243-1722.5 240783	TRW Ø 43 + EMot / - Halter + FSB
1.8 TFSI	125	08/11→01/17	←	☐; +PR 1LT		11.9571-9755.2 220845	ATE Ø 57 - Halter
2.0 TDI	130	10/11→01/17	←	☐; +PR 1LT		11.9571-9756.2 220846	ATE Ø 57 - Halter
2.7 TDI	140	09/09→03/12	←	☐; +PR 1LT		11.9571-9756.2 220846	ATE Ø 57 - Halter
3.0 TDI	150	10/11→01/17	←	☐; +PR 1LA,1LB		24.3571-1773.5 240625	TRW Ø 57 - Halter
3.0 TDI quattro	176	09/09→03/12	←	☐; +PR 1LA,1LB		24.3571-1774.5 240626	TRW Ø 57 - Halter
3.0 TDI quattro	180	10/11→01/17	←	☐; +PR 1LA,1LB		24.3571-1774.5 240626	TRW Ø 57 - Halter
3.2 FSI quattro	195	09/09→03/12	←	☐; +PR 1LJ		24.3571-1775.5 240627	TRW Ø 57 - Halter
			←	☐; +PR 1LJ		24.3571-1776.5 240628	TRW Ø 57 - Halter
			→	☐; +PR 1KW; → 8K-B-999999		24.6243-1703.7 220945	TRW Ø 43 + EMot / - Halter + FSB
			→	☐; +PR 1KW; → 8K-B-999999		24.6243-1704.7 220946	TRW Ø 43 + EMot / - Halter + FSB
↓							





	kw			 	! #		
<b>AUDI - A5 Sportback (8TA) 09/09→01/17</b>							
<b>Führungshülzensatz, Bremsattel</b>							
3.0 TDI	150	10/11→01/17	←	+PR 1LT		11.0101-5409.2 260035	ATE
3.0 TDI quattro	160	05/15→01/17					
3.0 TDI quattro	176	09/09→03/12					
3.0 TDI quattro	180	10/11→01/17					
3.0 TFSI quattro	200	12/11→01/17					
3.2 FSI quattro	195	09/09→03/12					
<b>Führungsbolzen, Bremsattel</b>							
1.8 TFSI	106	09/14→01/17		+PR 1LT		11.8171-0008.1 990049	ATE
1.8 TFSI	118	11/09→09/11					
1.8 TFSI	125	08/11→01/17					
1.8 TFSI	130	05/15→01/17					
2.0 TDI	100	09/09→01/17					
2.0 TDI	105	09/09→01/17					
2.0 TDI	110	05/13→01/17					
2.0 TDI	120	09/09→01/17					
2.0 TDI	125	09/09→03/12					
2.0 TDI	130	10/11→01/17					
2.0 TDI	140	09/13→01/17					
2.0 TDI quattro	125	09/09→03/12					
2.0 TDI quattro	130	12/11→01/17					
2.0 TDI quattro	140	09/13→01/17					
2.0 TFSI	132	09/09→06/14					
2.0 TFSI	155	09/09→11/13					
2.0 TFSI	165	05/13→05/16					
2.0 TFSI	169	08/15→01/17					
2.0 TFSI quattro	155	09/09→01/17					
2.0 TFSI quattro	165	05/13→05/16					
2.0 TFSI quattro	169	08/15→01/17					
2.7 TDI	120	09/09→01/17					
2.7 TDI	140	09/09→03/12					
3.0 TDI	150	10/11→01/17					
3.0 TDI quattro	160	05/15→01/17					
3.0 TDI quattro	176	09/09→03/12					
3.0 TDI quattro	180	10/11→01/17					
3.0 TFSI quattro	200	12/11→01/17					
3.2 FSI quattro	195	09/09→03/12					
<b>Bremsschlauch</b>							
1.8 TFSI	106	09/14→01/17	←		2	83.7713-0476.3 331116	L= 472
1.8 TFSI	118	11/09→09/11					
1.8 TFSI	125	08/11→01/17	→		2	24.5140-0396.3 331372	L= 396
1.8 TFSI	130	05/15→01/17					
2.0 TDI	100	09/09→01/17					
2.0 TDI	105	09/09→01/17					
2.0 TDI	110	05/13→01/17					
2.0 TDI	120	09/09→01/17					
2.0 TDI	125	09/09→03/12					
2.0 TDI	130	10/11→01/17					
2.0 TDI	140	09/13→01/17					
2.0 TDI quattro	125	09/09→03/12					
2.0 TDI quattro	130	12/11→01/17					
2.0 TDI quattro	140	09/13→01/17					
2.0 TFSI	132	09/09→06/14					
2.0 TFSI	155	09/09→11/13					
2.0 TFSI	165	05/13→05/16					
2.0 TFSI	169	08/15→01/17					
2.0 TFSI quattro	155	09/09→01/17					
2.0 TFSI quattro	165	05/13→05/16					
2.0 TFSI quattro	169	08/15→01/17					
2.7 TDI	120	09/09→01/17					
2.7 TDI	140	09/09→03/12					
3.0 TDI	150	10/11→01/17					
3.0 TDI quattro	160	05/15→01/17					
3.0 TDI quattro	176	09/09→03/12					
3.0 TDI quattro	180	10/11→01/17					
3.0 TFSI quattro	200	12/11→01/17					
3.2 FSI quattro	195	09/09→03/12					
S5 quattro	245	01/10→01/17					
<b>AUDI - A6 (4A, C4) 06/94→10/97</b>							
<b>Bremssattel</b>							
1.8	92	12/95→10/97	←	☐		24.3571-8505.5 240489	ATE Ø 57 - Halter
1.9 TDI	66	06/94→10/97				24.3571-8506.5 240490	ATE Ø 57 - Halter
2.0	74	06/94→10/97	←	☐			
2.0	79	08/95→07/96				24.3384-1709.5 240257	TRW Ø 38 - Halter
2.0	85	06/94→10/97	→	☐			
2.0 16V	103	06/94→10/97	→	☐		24.3384-1710.5 240258	TRW Ø 38 - Halter
2.3	98	06/94→12/95					
2.5 TDI	84	01/95→10/97					
2.5 TDI	85	06/94→10/97					
↓							

	kW			 	! #		
<b>AUDI - A6 (4A, C4) 06/94→10/97</b>							
<b>Bremssattel</b>							
1.8 quattro 2.0 16V quattro	92 103	12/95→10/97 06/94→10/97	← ← → →	☐ ☐ ☐ ☐		24.3571-8505.5 240489 24.3571-8506.5 240490 24.3384-1703.5 240055 24.3384-1704.5 240056	ATE Ø 57 - Halter ATE Ø 57 - Halter TRW Ø 38 - Halter TRW Ø 38 - Halter
2.3 quattro	98	06/94→12/95	← ← → →	☐; 08/94→ ☐; 08/94→ ☐; 08/94→ ☐; 08/94→		24.3571-8505.5 240489 24.3571-8506.5 240490 24.3384-1703.5 240055 24.3384-1704.5 240056	ATE Ø 57 - Halter ATE Ø 57 - Halter TRW Ø 38 - Halter TRW Ø 38 - Halter
2.5 TDI	103	08/94→10/97	← ← → →	☐; 10/94→ ☐; 10/94→ ☐ ☐		11.3571-8508.2 220128 24.3571-8508.5 240556 24.3571-8507.5 240555 24.3384-1709.5 240257 24.3384-1710.5 240258	ATE Ø 57 - Halter ATE Ø 57 - Halter ATE Ø 57 - Halter TRW Ø 38 - Halter TRW Ø 38 - Halter
2.5 TDI quattro 2.6 quattro 2.8 quattro 2.8 quattro	103 110 128 142	10/95→10/97 06/94→10/97 06/94→10/97 12/95→10/97	← ← ← → →	☐ ☐ ☐ ☐ ☐		11.3571-8508.2 220128 24.3571-8507.5 240555 24.3571-8508.5 240556 24.3384-1703.5 240055 24.3384-1704.5 240056	ATE Ø 57 - Halter ATE Ø 57 - Halter ATE Ø 57 - Halter TRW Ø 38 - Halter TRW Ø 38 - Halter
2.6 2.6 2.8 2.8 2.8	102 110 120 128 142	06/94→10/97 06/94→10/97 08/95→07/96 06/94→10/97 12/95→10/97	← ← ← → →	☐ ☐ ☐ ☐ ☐		11.3571-8508.2 220128 24.3571-8508.5 240556 24.3571-8507.5 240555 24.3384-1709.5 240257 24.3384-1710.5 240258	ATE Ø 57 - Halter ATE Ø 57 - Halter ATE Ø 57 - Halter TRW Ø 38 - Halter TRW Ø 38 - Halter
S6 4.2 quattro	213	06/94→10/97	→ →	☐; 09/94→ ☐; 09/94→		24.3434-1701.5 240357 24.3434-1702.5 240358	TRW Ø 43 - Halter TRW Ø 43 - Halter
S6 Turbo quattro	169	06/94→10/97	→ →	☐ ☐		24.3434-1701.5 240357 24.3434-1702.5 240358	TRW Ø 43 - Halter TRW Ø 43 - Halter
<b>Halter, Bremssattel</b>							
2.5 TDI	103	08/94→10/97	←		10/94→	2 11.8170-0306.1 260102	ATE
2.5 TDI quattro 2.6 2.6 2.6 quattro 2.8 2.8 2.8 2.8 quattro 2.8 quattro	103 102 110 110 120 128 142 128 142	10/95→10/97 06/94→10/97 06/94→10/97 06/94→10/97 08/95→07/96 06/94→10/97 12/95→10/97 06/94→10/97 12/95→10/97	←			2 11.8170-0306.1 260102	ATE
<b>Feder, Bremssattel</b>							
1.8 1.8 quattro 1.9 TDI 2.0 2.0 2.0 2.0 16V 2.0 16V quattro 2.3 2.5 TDI 2.5 TDI 2.5 TDI quattro 2.6 2.6 2.6 quattro 2.8 2.8 2.8 2.8 quattro 2.8 quattro 2.3 quattro 2.5 TDI ↓	92 92 66 74 79 85 103 103 98 84 85 103 102 110 110 120 128 142 128 142 98 103	12/95→10/97 12/95→10/97 06/94→10/97 06/94→10/97 08/95→07/96 06/94→10/97 06/94→10/97 06/94→10/97 06/94→12/95 01/95→10/97 06/94→10/97 10/95→10/97 06/94→10/97 06/94→10/97 06/94→10/97 08/95→07/96 06/94→10/97 12/95→10/97 06/94→10/97 12/95→10/97 06/94→12/95 08/94→10/97	← ←			2 11.8116-0143.1 390513 2 11.8116-0143.1 390513 2 11.8116-0143.1 390513 2 11.8116-0143.1 390513	ATE ATE

	kW			 	! #		
<b>AUDI - A6 (4A, C4) 06/94→10/97</b>							
<b>Führungshülzensatz, Bremssattel</b>							
1.8	92	12/95→10/97	←			11.0101-5409.2 260035	ATE
1.8 quattro	92	12/95→10/97					
1.9 TDI	66	06/94→10/97					
2.0	74	06/94→10/97					
2.0	79	08/95→07/96					
2.0	85	06/94→10/97					
2.0 16V	103	06/94→10/97					
2.0 16V quattro	103	06/94→10/97					
2.3	98	06/94→12/95					
2.5 TDI	84	01/95→10/97					
2.5 TDI	85	06/94→10/97					
2.5 TDI quattro	103	10/95→10/97					
2.6	102	06/94→10/97					
2.6	110	06/94→10/97					
2.6 quattro	110	06/94→10/97					
2.8	120	08/95→07/96					
2.8	128	06/94→10/97					
2.8	142	12/95→10/97					
2.8 quattro	128	06/94→10/97					
2.8 quattro	142	12/95→10/97					
2.3 quattro	98	06/94→12/95	←	08/94→		11.0101-5409.2 260035	ATE
2.5 TDI	103	08/94→10/97	←	10/94→		11.0101-5409.2 260035	ATE
S6 4.2 quattro	213	06/94→10/97	→	09/94→		11.0101-5403.2 260010	TRW
S6 Turbo quattro	169	06/94→10/97	→			11.0101-5403.2 260010	TRW
<b>Führungsbolzen, Bremssattel</b>							
1.8	92	12/95→10/97	←			11.8171-0008.1 990049	ATE
1.9 TDI	66	06/94→10/97					
2.0	74	06/94→10/97					
2.0	79	08/95→07/96					
2.0	85	06/94→10/97					
2.0 16V	103	06/94→10/97					
2.3	98	06/94→12/95					
2.5 TDI	84	01/95→10/97					
2.5 TDI	85	06/94→10/97					
2.6	102	06/94→10/97					
2.6	110	06/94→10/97					
2.8	120	08/95→07/96					
2.8	128	06/94→10/97					
2.8	142	12/95→10/97					
1.8 quattro	92	12/95→10/97				11.8171-0008.1 990049	ATE
2.0 16V quattro	103	06/94→10/97					
2.5 TDI quattro	103	10/95→10/97					
2.6 quattro	110	06/94→10/97					
2.8 quattro	128	06/94→10/97					
2.8 quattro	142	12/95→10/97					
2.3 quattro	98	06/94→12/95		08/94→		11.8171-0008.1 990049	ATE
2.5 TDI	103	08/94→10/97	←	10/94→		11.8171-0008.1 990049	ATE
<b>Dichtungssatz, Bremssattel</b>							
1.8	92	12/95→10/97	←			11.0441-5704.2 250034	ATE
1.8 quattro	92	12/95→10/97					
1.9 TDI	66	06/94→10/97					
2.0	74	06/94→10/97					
2.0	79	08/95→07/96					
2.0	85	06/94→10/97					
2.0 16V	103	06/94→10/97					
2.0 16V quattro	103	06/94→10/97					
2.3	98	06/94→12/95					
2.5 TDI	84	01/95→10/97					
2.5 TDI	85	06/94→10/97					
2.5 TDI quattro	103	10/95→10/97					
2.6	102	06/94→10/97					
2.6	110	06/94→10/97					
2.6 quattro	110	06/94→10/97					
2.8	120	08/95→07/96					
2.8	128	06/94→10/97					
2.8	142	12/95→10/97					
2.8 quattro	128	06/94→10/97					
2.8 quattro	142	12/95→10/97					
2.3 quattro	98	06/94→12/95	←	08/94→		11.0441-5704.2 250034	ATE
2.5 TDI	103	08/94→10/97	←	10/94→		11.0441-5704.2 250034	ATE
<b>Bremsschlauch</b>							
1.8	92	12/95→10/97	←		2	24.5237-0273.3 331444	L= 273
1.9 TDI	66	06/94→10/97					
2.0	74	06/94→10/97	→	am Bremssattel	2	24.5204-0180.3 331461	L= 180
2.0	79	08/95→07/96				83.6104-0180.3 330510	L= 180
↓							

### AUDI - A6 (4A, C4) 06/94→10/97

#### Bremsschlauch








2.0	85	06/94→10/97	➔		2	83.7824-0180.3	330812	L= 180
2.0 16V	103	06/94→10/97						
2.3	98	06/94→12/95						
2.5 TDI	84	01/95→10/97						
2.5 TDI	85	06/94→10/97						
2.5 TDI	103	08/94→10/97						
2.6	102	06/94→10/97						
2.6	110	06/94→10/97						
2.8	120	08/95→07/96						
2.8	128	06/94→10/97						
2.8	142	12/95→10/97						
1.8 quattro	92	12/95→10/97	➔		2	24.5237-0273.3	331444	L= 273
2.0 16V quattro	103	06/94→10/97						
2.5 TDI quattro	103	10/95→10/97	➔		2	24.5113-0209.3	331300	L= 209
2.6 quattro	110	06/94→10/97						
2.8 quattro	128	06/94→10/97						
2.8 quattro	142	12/95→10/97						
S6 Turbo quattro	169	06/94→10/97						
2.3 quattro	98	06/94→12/95	➔	08/94→	2	24.5237-0273.3	331444	L= 273
			➔	08/94→	2	24.5113-0209.3	331300	L= 209
S6 4.2 quattro	213	06/94→10/97	➔	09/94→	2	24.5237-0273.3	331444	L= 273
			➔	09/94→	2	24.5113-0209.3	331300	L= 209
S6 Plus quattro	240	04/96→10/97	➔	06/96→	2	24.5237-0273.3	331444	L= 273
			➔	06/96→	2	24.5113-0209.3	331300	L= 209








### AUDI - A6 (4B2, C5) 01/97→01/05








#### Bremssattel

1.8	85	05/97→01/05	➔	☐; 4B-2-031501→; +PR 1LF;1LT		11.9571-9835.2	220427	ATE Ø 57 - Halter
1.8	92	07/97→01/05	➔	☐; → 4B-2-031500; +PR 1LF;1LT		11.9571-9835.2	220427	ATE Ø 57 - Halter
1.8 T	132	12/97→01/05	➔	☐; → 4B-2-031500; +PR 1LF;1LT		11.9571-9835.2	220427	ATE Ø 57 - Halter
1.9 TDI	81	04/97→10/00	➔	☐; 4B-2-031501→; +PR 1LF;1LT		11.9571-9836.2	220428	ATE Ø 57 - Halter
1.9 TDI	85	07/00→01/05	➔	☐; → 4B-2-031500; +PR 1LF;1LT		11.9571-9836.2	220428	ATE Ø 57 - Halter
1.9 TDI	96	08/01→01/05	➔	☐; → 4B-2-031500; +PR 1LF;1LT		11.9571-9836.2	220428	ATE Ø 57 - Halter
2.0	96	08/01→01/05	➔	☐; 4B-2-031501→; +PR 1LB;1LE		24.3571-8521.5	240495	ATE Ø 57 - Halter
2.4	100	07/98→01/05	➔	☐; → 4B-2-031500; +PR 1LB;1LE		24.3571-8521.5	240495	ATE Ø 57 - Halter
2.4	125	08/01→01/05	➔	☐; → 4B-2-031500; +PR 1LB;1LE		24.3571-8522.5	240496	ATE Ø 57 - Halter
2.5 TDI	110	07/97→01/05	➔	☐; → 4B-2-031500; +PR 1LB;1LE		24.3571-8522.5	240496	ATE Ø 57 - Halter
2.5 TDI	114	08/01→01/05	➔	☐; 4B-2-031501→; +PR 1LB;1LE		24.3571-8522.5	240496	ATE Ø 57 - Halter
2.5 TDI	120	07/02→01/05	➔	☐; 4B-2-031501→; +PR 1LB;1LE		24.3571-8522.5	240496	ATE Ø 57 - Halter
2.5 TDI	132	02/00→01/05	➔	☐		24.3384-1731.5	240818	TRW Ø 38 - Halter
2.8	132	10/97→05/00	➔	☐		24.3384-1732.5	240819	TRW Ø 38 - Halter
2.8	140	07/99→01/05	➔	☐		24.3384-1732.5	240819	TRW Ø 38 - Halter
1.8 T	110	01/97→01/05	➔	☐; 4B-2-031501→; +PR 1LF;1LT		11.9571-9835.2	220427	ATE Ø 57 - Halter
2.4	115	02/97→01/05	➔	☐; 04/97→; → 4B-2-031500; +PR 1LF;1LT		11.9571-9835.2	220427	ATE Ø 57 - Halter
2.4	120	02/97→01/05	➔	☐; 4B-2-031501→; +PR 1LF;1LT		11.9571-9836.2	220428	ATE Ø 57 - Halter
2.4	121	02/97→01/05	➔	☐; 04/97→; → 4B-2-031500; +PR 1LF;1LT		11.9571-9836.2	220428	ATE Ø 57 - Halter
2.8	142	02/97→01/05	➔	☐; 4B-2-031501→; +PR 1LB;1LE		24.3571-8521.5	240495	ATE Ø 57 - Halter
			➔	☐; 04/97→; → 4B-2-031500; +PR 1LF;1LT		24.3571-8521.5	240495	ATE Ø 57 - Halter
			➔	☐; 4B-2-031501→; +PR 1LB;1LE		24.3571-8521.5	240495	ATE Ø 57 - Halter
			➔	☐; 04/97→; → 4B-2-031500; +PR 1LB;1LE		24.3571-8521.5	240495	ATE Ø 57 - Halter
			➔	☐; 04/97→; → 4B-2-031500; +PR 1LB;1LE		24.3571-8522.5	240496	ATE Ø 57 - Halter
			➔	☐; 4B-2-031501→; +PR 1LB;1LE		24.3571-8522.5	240496	ATE Ø 57 - Halter
			➔	☐; 04/97→		24.3384-1731.5	240818	TRW Ø 38 - Halter
			➔	☐; 04/97→		24.3384-1732.5	240819	TRW Ø 38 - Halter
1.8 T quattro	110	02/97→01/05	➔	☐; 4B-2-031501→; +PR 1LF;1LT		11.9571-9835.2	220427	ATE Ø 57 - Halter
2.4 quattro	120	02/97→01/05	➔	☐; 04/97→; → 4B-2-031500; +PR 1LF;1LT		11.9571-9835.2	220427	ATE Ø 57 - Halter
2.4 quattro	121	02/97→01/05	➔	☐; 4B-2-031501→; +PR 1LF;1LT		11.9571-9836.2	220428	ATE Ø 57 - Halter
2.8 quattro	142	02/97→01/05	➔	☐; 04/97→; → 4B-2-031500; +PR 1LF;1LT		11.9571-9836.2	220428	ATE Ø 57 - Halter
			➔	☐; 4B-2-031501→; +PR 1LB;1LE		24.3571-8521.5	240495	ATE Ø 57 - Halter
			➔	☐; 04/97→; → 4B-2-031500; +PR 1LB;1LE		24.3571-8521.5	240495	ATE Ø 57 - Halter
			➔	☐; 04/97→; → 4B-2-031500; +PR 1LB;1LE		24.3571-8522.5	240496	ATE Ø 57 - Halter
			➔	☐; 4B-2-031501→; +PR 1LB;1LE		24.3571-8522.5	240496	ATE Ø 57 - Halter
			➔	☐; 04/97→		24.3384-1733.5	240820	TRW Ø 38 - Halter




















	kw			 	! #		
<b>AUDI - A6 (4B2, C5) 01/97→01/05</b>							
<b>Bremssattel</b>							
1.8 T quattro 2.4 quattro 2.4 quattro 2.8 quattro	110 120 121 142	02/97→01/05 02/97→01/05 02/97→01/05 02/97→01/05	➡	☐; 04/97→		24.3384-1734.7 220546	TRW Ø 38 - Halter
1.8 T quattro 2.4 quattro 2.4 quattro 2.5 TDI quattro 2.5 TDI quattro 2.8 quattro 2.8 quattro	132 115 125 110 132 132 140	12/97→01/05 08/98→07/99 08/01→01/05 07/97→01/05 02/00→01/05 01/98→04/00 07/99→05/01	←	☐; → 4B-2-031500; +PR 1LF;1LT ☐; 4B-2-031501→; +PR 1LF;1LT ☐; → 4B-2-031500; +PR 1LF;1LT ☐; 4B-2-031501→; +PR 1LF;1LT ☐; 4B-2-031501→; +PR 1LB;1LE ☐; → 4B-2-031500; +PR 1LB;1LE ☐; 4B-2-031501→; +PR 1LB;1LE ☐; → 4B-2-031500; +PR 1LB;1LE ☐		11.9571-9835.2 220427 11.9571-9835.2 220427 11.9571-9836.2 220428 11.9571-9836.2 220428 24.3571-8521.5 240495 24.3571-8521.5 240495 24.3571-8522.5 240496 24.3571-8522.5 240496 24.3384-1733.5 240820 24.3384-1734.7 220546	ATE Ø 57 - Halter ATE Ø 57 - Halter ATE Ø 57 - Halter ATE Ø 57 - Halter ATE Ø 57 - Halter ATE Ø 57 - Halter ATE Ø 57 - Halter ATE Ø 57 - Halter TRW Ø 38 - Halter TRW Ø 38 - Halter
2.7 quattro 2.7 T quattro 2.7 T quattro 2.7 T	187 169 184 169	05/01→07/04 12/97→01/05 08/01→01/05 02/99→01/05	➡	☐ ☐ ☐ ☐		24.3384-1733.5 240820 24.3384-1734.7 220546 24.3384-1731.5 240818 24.3384-1732.5 240819	TRW Ø 38 - Halter TRW Ø 38 - Halter TRW Ø 38 - Halter TRW Ø 38 - Halter
3.0 3.0	160 162	06/01→01/05 08/01→01/05	←	☐ ☐ ☐ ☐		11.9606-9965.2 220817 11.9606-9966.2 220818 24.3384-1731.5 240818 24.3384-1732.5 240819	ATE Ø 60 - Halter ATE Ø 60 - Halter TRW Ø 38 - Halter TRW Ø 38 - Halter
3.0 quattro 3.0 quattro	160 162	06/01→07/04 08/01→01/05	←	☐ ☐ ☐ ☐		11.9606-9965.2 220817 11.9606-9966.2 220818 24.3384-1733.5 240820 24.3384-1734.7 220546	ATE Ø 60 - Halter ATE Ø 60 - Halter TRW Ø 38 - Halter TRW Ø 38 - Halter
4.2 quattro S6 quattro	220 250	11/98→01/05 09/99→01/05	➡	☐ ☐		24.3437-1701.7 220761 24.3437-1702.7 220762	TRW Ø 43 - Halter TRW Ø 43 - Halter
<b>Halter, Bremssattel</b>							
1.8 1.8 1.8 T 1.8 T quattro 1.9 TDI 1.9 TDI 1.9 TDI 2.0 2.4 2.4 2.4 quattro 2.4 quattro 2.5 TDI 2.5 TDI 2.5 TDI 2.5 TDI 2.5 TDI quattro 2.5 TDI quattro 2.8 2.8 2.8 quattro 2.8 quattro	85 92 132 132 81 85 96 96 100 125 115 125 110 114 120 132 110 132 132 140 132 140	05/97→01/05 07/97→01/05 12/97→01/05 12/97→01/05 04/97→10/00 07/00→01/05 08/01→01/05 08/01→01/05 07/98→01/05 08/01→01/05 08/98→07/99 08/01→01/05 07/97→01/05 08/01→01/05 07/02→01/05 02/00→01/05 07/97→01/05 02/00→01/05 10/97→05/00 07/99→01/05 01/98→04/00 07/99→05/01	←	→ 4B-2-031500; +PR 1LF;1LT 4B-2-031501→; +PR 1LB;1LE 4B-2-031501→; +PR 1LF;1LT → 4B-2-031500; +PR 1LB;1LE	2	11.0230-0451.1 260130 11.0230-0560.1 260125 11.0230-0569.1 260126 11.8170-0306.1 260102	ATE ATE ATE ATE
1.8 T 1.8 T quattro 2.4 2.4 2.4 2.4 quattro 2.4 quattro 2.8 2.8 quattro 2.8 quattro	110 110 115 120 121 120 121 142 142	01/97→01/05 02/97→01/05 02/97→01/05 02/97→01/05 02/97→01/05 02/97→01/05 02/97→01/05 02/97→01/05	←	04/97→; → 4B-2-031500; +PR 1LF;1LT 4B-2-031501→; +PR 1LB;1LE 4B-2-031501→; +PR 1LF;1LT 04/97→; → 4B-2-031500; +PR 1LB;1LE	2	11.0230-0451.1 260130 11.0230-0560.1 260125 11.0230-0569.1 260126 11.8170-0306.1 260102	ATE ATE ATE ATE
3.0 3.0 3.0 quattro 3.0 quattro	160 162 160 162	06/01→01/05 08/01→01/05 06/01→07/04 08/01→01/05	←			11.0230-0630.1 260127	ATE
<b>Feder, Bremssattel</b>							
1.8 ↓	85	05/97→01/05	←	4B-2-031501→; +PR 1LF;1LT	2	11.8116-0143.1 390513	ATE








	kW			 	! #		
<b>AUDI - A6 (4B2, C5) 01/97→01/05</b>							
<b>Feder, Bremssattel</b>							
1.8	92	07/97→01/05	←	→ 4B-2-031500; +PR 1LF;1LT	2	11.8116-0143.1 390513	ATE
1.8 T	132	12/97→01/05	←	4B-2-031501→; +PR 1LB;1LE	2	11.8116-0143.1 390513	ATE
1.8 T quattro	132	12/97→01/05	←	→ 4B-2-031500; +PR 1LB;1LE	2	11.8116-0143.1 390513	ATE
1.9 TDI	81	04/97→10/00	←				
1.9 TDI	85	07/00→01/05	←				
1.9 TDI	96	08/01→01/05	←				
2.0	96	08/01→01/05	←				
2.4	100	07/98→01/05	←				
2.4	125	08/01→01/05	←				
2.4 quattro	115	08/98→07/99	←				
2.4 quattro	125	08/01→01/05	←				
2.5 TDI	110	07/97→01/05	←				
2.5 TDI	114	08/01→01/05	←				
2.5 TDI	120	07/02→01/05	←				
2.5 TDI	132	02/00→01/05	←				
2.5 TDI quattro	110	07/97→01/05	←				
2.5 TDI quattro	132	02/00→01/05	←				
2.8	132	10/97→05/00	←				
2.8	140	07/99→01/05	←				
2.8 quattro	132	01/98→04/00	←				
2.8 quattro	140	07/99→05/01	←				
1.8 T	110	01/97→01/05	←	04/97→; → 4B-2-031500; +PR 1LB;1LE	2	11.8116-0143.1 390513	ATE
1.8 T quattro	110	02/97→01/05	←	4B-2-031501→; +PR 1LF;1LT	2	11.8116-0143.1 390513	ATE
2.4	115	02/97→01/05	←	→ 4B-2-031500; +PR 1LF;1LT	2	11.8116-0143.1 390513	ATE
2.4	120	02/97→01/05	←	04/97→; → 4B-2-031500; +PR 1LF;1LT	2	11.8116-0143.1 390513	ATE
2.4	121	02/97→01/05	←				
2.4 quattro	120	02/97→01/05	←	4B-2-031501→; +PR 1LB;1LE	2	11.8116-0143.1 390513	ATE
2.4 quattro	121	02/97→01/05	←				
2.8	142	02/97→01/05	←				
2.8 quattro	142	02/97→01/05	←				
3.0	160	06/01→01/05	←		2	11.8116-0299.1 390446	ATE
3.0	162	08/01→01/05	←				
3.0 quattro	160	06/01→07/04	←				
3.0 quattro	162	08/01→01/05	←				
<b>Führungshülzensatz, Bremssattel</b>							
1.8	85	05/97→01/05	←	→ 4B-2-031500; +PR 1LF;1LT		11.0101-5409.2 260035	ATE
1.8	92	07/97→01/05	←	4B-2-031501→; +PR 1LF;1LT		11.0101-5409.2 260035	ATE
1.8 T	132	12/97→01/05	←	→ 4B-2-031500; +PR 1LB;1LE		11.0101-5409.2 260035	ATE
1.8 T quattro	132	12/97→01/05	←	4B-2-031501→; +PR 1LB;1LE		11.0101-5409.2 260035	ATE
1.9 TDI	81	04/97→10/00	←				
1.9 TDI	85	07/00→01/05	←	4B-2-031501→; +PR 1LB;1LE		11.0101-5409.2 260035	ATE
1.9 TDI	96	08/01→01/05	←				
2.0	96	08/01→01/05	←				
2.4	100	07/98→01/05	←				
2.4	125	08/01→01/05	←				
2.4 quattro	115	08/98→07/99	←				
2.4 quattro	125	08/01→01/05	←				
2.5 TDI	110	07/97→01/05	←				
2.5 TDI	114	08/01→01/05	←				
2.5 TDI	120	07/02→01/05	←				
2.5 TDI	132	02/00→01/05	←				
2.5 TDI quattro	110	07/97→01/05	←				
2.5 TDI quattro	132	02/00→01/05	←				
2.8	132	10/97→05/00	←				
2.8	140	07/99→01/05	←				
2.8 quattro	132	01/98→04/00	←				
2.8 quattro	140	07/99→05/01	←				
1.8 T	110	01/97→01/05	←	4B-2-031501→; +PR 1LF;1LT		11.0101-5409.2 260035	ATE
1.8 T quattro	110	02/97→01/05	←	04/97→; → 4B-2-031500; +PR 1LB;1LE		11.0101-5409.2 260035	ATE
2.4	115	02/97→01/05	←	→ 4B-2-031500; +PR 1LF;1LT		11.0101-5409.2 260035	ATE
2.4	120	02/97→01/05	←	04/97→; → 4B-2-031500; +PR 1LF;1LT		11.0101-5409.2 260035	ATE
2.4	121	02/97→01/05	←				
2.4 quattro	120	02/97→01/05	←	4B-2-031501→; +PR 1LB;1LE		11.0101-5409.2 260035	ATE
2.4 quattro	121	02/97→01/05	←				
2.8	142	02/97→01/05	←				
2.8 quattro	142	02/97→01/05	←				
3.0	160	06/01→01/05	←			11.0101-5409.2 260035	ATE
3.0	162	08/01→01/05	←				
3.0 quattro	160	06/01→07/04	←				
3.0 quattro	162	08/01→01/05	←				
<b>Führungsbolzen, Bremssattel</b>							
1.8	85	05/97→01/05		4B-2-031501→; +PR 1LB;1LE		11.8171-0008.1 990049	ATE
1.8	92	07/97→01/05		4B-2-031501→; +PR 1LF;1LT		11.8171-0008.1 990049	ATE
1.8 T	132	12/97→01/05	←	→ 4B-2-031500; +PR 1LF;1LT		11.8171-0008.1 990049	ATE
1.8 T quattro	132	12/97→01/05	←	→ 4B-2-031500; +PR 1LB;1LE		11.8171-0008.1 990049	ATE
1.9 TDI	81	04/97→10/00	←				
1.9 TDI	85	07/00→01/05	←	→ 4B-2-031500; +PR 1LB;1LE		11.8171-0008.1 990049	ATE
1.9 TDI	96	08/01→01/05	←				
2.0	96	08/01→01/05	←				
2.4	100	07/98→01/05	←				
2.4	125	08/01→01/05	←				
↓							








	kw			 	! #		
<b>AUDI - A6 (4B2, C5) 01/97→01/05</b>							
<b>Führungsbolzen, Bremsattel</b>							
2.4 quattro	115	08/98→07/99		4B-2-031501→; +PR 1LB;1LE		11.8171-0008.1 990049	ATE
2.4 quattro	125	08/01→01/05		4B-2-031501→; +PR 1LF;1LT		11.8171-0008.1 990049	ATE
2.5 TDI	110	07/97→01/05		4B-2-031501→; +PR 1LF;1LT		11.8171-0008.1 990049	ATE
2.5 TDI	114	08/01→01/05	←	→ 4B-2-031500; +PR 1LF;1LT		11.8171-0008.1 990049	ATE
2.5 TDI	120	07/02→01/05	←	→ 4B-2-031500; +PR 1LB;1LE		11.8171-0008.1 990049	ATE
2.5 TDI	132	02/00→01/05	←	→ 4B-2-031500; +PR 1LB;1LE		11.8171-0008.1 990049	ATE
2.5 TDI quattro	110	07/97→01/05					
2.5 TDI quattro	132	02/00→01/05					
2.8	132	10/97→05/00					
2.8	140	07/99→01/05					
2.8 quattro	132	01/98→04/00					
2.8 quattro	140	07/99→05/01					
1.8 T	110	01/97→01/05		4B-2-031501→; +PR 1LB;1LE		11.8171-0008.1 990049	ATE
1.8 T quattro	110	02/97→01/05		4B-2-031501→; +PR 1LF;1LT		11.8171-0008.1 990049	ATE
2.4	115	02/97→01/05		4B-2-031501→; +PR 1LF;1LT		11.8171-0008.1 990049	ATE
2.4	120	02/97→01/05	←	04/97→; → 4B-2-031500; +PR 1LB;1LE		11.8171-0008.1 990049	ATE
2.4	121	02/97→01/05	←	04/97→; → 4B-2-031500; +PR 1LF;1LT		11.8171-0008.1 990049	ATE
2.4 quattro	120	02/97→01/05	←	04/97→; → 4B-2-031500; +PR 1LF;1LT		11.8171-0008.1 990049	ATE
2.4 quattro	121	02/97→01/05	←	04/97→; → 4B-2-031500; +PR 1LF;1LT		11.8171-0008.1 990049	ATE
2.8	142	02/97→01/05					
2.8 quattro	142	02/97→01/05					
3.0	160	06/01→01/05				11.8171-0008.1 990049	ATE
3.0	162	08/01→01/05					
3.0 quattro	160	06/01→07/04					
3.0 quattro	162	08/01→01/05					
<b>Dichtungssatz, Bremsattel</b>							
1.8	85	05/97→01/05	←	→ 4B-2-031500; +PR 1LF;1LT		11.0441-5704.2 250034	ATE
1.8	92	07/97→01/05	←	→ 4B-2-031500; +PR 1LF;1LT		11.0441-5704.2 250034	ATE
1.8 T	132	12/97→01/05	←	→ 4B-2-031500; +PR 1LF;1LT		11.0441-5704.2 250034	ATE
1.8 T quattro	132	12/97→01/05	←	→ 4B-2-031500; +PR 1LB;1LE		11.0441-5704.2 250034	ATE
1.9 TDI	81	04/97→10/00	←	→ 4B-2-031500; +PR 1LB;1LE		11.0441-5704.2 250034	ATE
1.9 TDI	85	07/00→01/05	←	→ 4B-2-031500; +PR 1LB;1LE		11.0441-5704.2 250034	ATE
1.9 TDI	96	08/01→01/05					
2.0	96	08/01→01/05					
2.4	100	07/98→01/05					
2.4	125	08/01→01/05					
2.4 quattro	115	08/98→07/99					
2.4 quattro	125	08/01→01/05					
2.5 TDI	110	07/97→01/05					
2.5 TDI	114	08/01→01/05					
2.5 TDI	120	07/02→01/05					
2.5 TDI	132	02/00→01/05					
2.5 TDI quattro	110	07/97→01/05					
2.5 TDI quattro	132	02/00→01/05					
2.8	132	10/97→05/00					
2.8	140	07/99→01/05					
2.8 quattro	132	01/98→04/00					
2.8 quattro	140	07/99→05/01					
1.8 T	110	01/97→01/05	←	4B-2-031501→; +PR 1LF;1LT		11.0441-5704.2 250034	ATE
1.8 T quattro	110	02/97→01/05	←	04/97→; → 4B-2-031500; +PR 1LB;1LE		11.0441-5704.2 250034	ATE
2.4	115	02/97→01/05	←	04/97→; → 4B-2-031500; +PR 1LB;1LE		11.0441-5704.2 250034	ATE
2.4	120	02/97→01/05	←	04/97→; → 4B-2-031500; +PR 1LF;1LT		11.0441-5704.2 250034	ATE
2.4	121	02/97→01/05	←	04/97→; → 4B-2-031500; +PR 1LF;1LT		11.0441-5704.2 250034	ATE
2.4 quattro	120	02/97→01/05	←	4B-2-031501→; +PR 1LB;1LE		11.0441-5704.2 250034	ATE
2.4 quattro	121	02/97→01/05	←	4B-2-031501→; +PR 1LB;1LE		11.0441-5704.2 250034	ATE
2.8	142	02/97→01/05					
2.8 quattro	142	02/97→01/05					
3.0	160	06/01→01/05	←			11.0441-6008.2 250038	ATE für Kolben-Ø [mm]: 60
3.0	162	08/01→01/05					
3.0 quattro	160	06/01→07/04					
3.0 quattro	162	08/01→01/05					
<b>Bremsschlauch</b>							
1.8	85	05/97→01/05	←		2	83.7813-0295.3 330799	L= 295
1.8	92	07/97→01/05	←				
1.8 T	132	12/97→01/05	→	☐ / am Bremsattel		24.1253-0030.3 331126	L= 184 mit Rohrleitung
1.9 TDI	81	04/97→10/00	→	☐ / am Bremsattel		24.1253-0040.3 331127	L= 190 mit Rohrleitung
1.9 TDI	85	07/00→01/05	→				
1.9 TDI	96	08/01→01/05	→		2	83.6212-0170.3 330625	L= 170
2.0	96	08/01→01/05					
2.4	100	07/98→01/05					
2.4	125	08/01→01/05					
2.5 TDI	110	07/97→01/05					
2.5 TDI	114	08/01→01/05					
2.5 TDI	120	07/02→01/05					
2.5 TDI	132	02/00→01/05					
2.7 T	169	02/99→01/05					
2.8	132	10/97→05/00					
2.8	140	07/99→01/05					
3.0	160	06/01→01/05					
3.0	162	08/01→01/05					
↓							










	kw			 	! #		
<b>AUDI - A6 (4B2, C5) 01/97→01/05</b>							
 <b>Bremsschlauch</b>							
1.8 T	110	01/97→01/05	←	04/97→	2	83.7813-0295.3 330799	L= 295
2.4	115	02/97→01/05	→	▣ / am Bremssattel; 04/97→		24.1253-0030.3 331126	L= 184 mit Rohrleitung
2.4	120	02/97→01/05	→	▣ / am Bremssattel; 04/97→		24.1253-0040.3 331127	L= 190 mit Rohrleitung
2.4	121	02/97→01/05	→	▣ / am Bremssattel; 04/97→		24.1253-0040.3 331127	L= 190 mit Rohrleitung
2.8	142	02/97→01/05	→	04/97→	2	83.6212-0170.3 330625	L= 170
1.8 T quattro	110	02/97→01/05	←	04/97→	2	83.7813-0295.3 330799	L= 295
2.4 quattro	120	02/97→01/05	→	04/97→	2	24.5243-0310.3 330755	L= 310
2.4 quattro	121	02/97→01/05	→	04/97→	2	24.5243-0310.3 330755	L= 310
2.8 quattro	142	02/97→01/05	→	04/97→	2	24.5243-0310.3 330755	L= 310
1.8 T quattro	132	12/97→01/05	←		2	83.7813-0295.3 330799	L= 295
2.4 quattro	115	08/98→07/99	→		2	24.5243-0310.3 330755	L= 310
2.4 quattro	125	08/01→01/05	→		2	24.5243-0310.3 330755	L= 310
2.5 TDI quattro	110	07/97→01/05	→				
2.5 TDI quattro	132	02/00→01/05	→				
2.7 quattro	187	05/01→07/04	→				
2.7 T quattro	169	12/97→01/05	→				
2.7 T quattro	184	08/01→01/05	→				
2.8 quattro	132	01/98→04/00	→				
2.8 quattro	140	07/99→05/01	→				
3.0 quattro	160	06/01→07/04	→				
3.0 quattro	162	08/01→01/05	→				
4.2 quattro	220	11/98→01/05	→				
S6 quattro	250	09/99→01/05	→				
RS6 quattro	331	07/02→01/05	←		2	83.6169-0418.3 330894	L= 422
<b>AUDI - A6 (4F2, C6) 05/04→03/11</b>							
 <b>Bremssattel</b>							
2.0 TDI	89	09/05→06/06	←	▣; +PR 1LT		11.9571-9835.2 220427	ATE Ø 57 - Halter
2.8 FSI quattro	154	06/07→10/08	←	▣; +PR 1LT		11.9571-9836.2 220428	ATE Ø 57 - Halter
			←	▣; +PR 1LG;1LD		11.9606-9953.2 220587	ATE Ø 60 - Halter
			←	▣; +PR 1LG;1LD		11.9606-9954.2 220588	ATE Ø 60 - Halter
			←	▣; +PR 1ZL;1LH		11.9606-9961.2 220655	ATE Ø 60 - Halter
			←	▣; +PR 1ZL;1LH		11.9606-9962.2 220656	ATE Ø 60 - Halter
			→	▣; +PR 1KD;2ED; → 4F-7-016200		24.6241-1701.7 220821	TRW Ø 41 + EMot / - Halter + FSB
			→	▣; +PR 1KD;2ED; → 4F-7-016200		24.6241-1702.7 220822	TRW Ø 41 + EMot / - Halter + FSB
			→	▣; 4F-7-016201→; +PR 1KD,2ED,1KQ		24.6241-1707.7 220943	TRW Ø 41 + EMot / - Halter + FSB
			→	▣; 4F-7-016201→; +PR 1KD,2ED,1KQ		24.6241-1708.7 220944	TRW Ø 41 + EMot / - Halter + FSB
			→	▣; → 4F-7-016201; +PR 1KW;2EE		24.6243-1701.7 220823	TRW Ø 43 + EMot / - Halter + FSB
			→	▣; → 4F-7-016201; +PR 1KW;2EE		24.6243-1702.7 220824	TRW Ø 43 + EMot / - Halter + FSB
			→	▣; 4F-7-016201→; +PR 1KW;2EE		24.6243-1709.7 221023	TRW Ø 43 + EMot / - Halter + FSB
			→	▣; 4F-7-016201→; +PR 1KW;2EE		24.6243-1710.7 221024	TRW Ø 43 + EMot / - Halter + FSB
2.0 TDI	100	07/04→03/11	←	▣; 06/05→; +PR 1LT		11.9571-9835.2 220427	ATE Ø 57 - Halter
			←	▣; 06/05→; +PR 1LT		11.9571-9836.2 220428	ATE Ø 57 - Halter
			←	▣; 06/05→; +PR 1LG;1LD		11.9606-9953.2 220587	ATE Ø 60 - Halter
			←	▣; 06/05→; +PR 1LG;1LD		11.9606-9954.2 220588	ATE Ø 60 - Halter
			←	▣; 06/05→; +PR 1ZL;1LH		11.9606-9961.2 220655	ATE Ø 60 - Halter
			←	▣; 06/05→; +PR 1ZL;1LH		11.9606-9962.2 220656	ATE Ø 60 - Halter
			→	▣; 06/05→; +PR 1KD;2ED; → 4F-7-016200		24.6241-1701.7 220821	TRW Ø 41 + EMot / - Halter + FSB
			→	▣; 06/05→; +PR 1KD;2ED; → 4F-7-016200		24.6241-1702.7 220822	TRW Ø 41 + EMot / - Halter + FSB
			→	▣; 4F-7-016201→; +PR 1KD,2ED,1KQ		24.6241-1707.7 220943	TRW Ø 41 + EMot / - Halter + FSB
			→	▣; 4F-7-016201→; +PR 1KD,2ED,1KQ		24.6241-1708.7 220944	TRW Ø 41 + EMot / - Halter + FSB
			→	▣; 06/05→; +PR 1KW;2EE; → 4F-7-016201		24.6243-1701.7 220823	TRW Ø 43 + EMot / - Halter + FSB
			→	▣; 06/05→; +PR 1KW;2EE; → 4F-7-016201		24.6243-1702.7 220824	TRW Ø 43 + EMot / - Halter + FSB

	kw			 	! #		
<b>AUDI - A6 (4F2, C6) 05/04→03/11</b>							
<b> Bremssattel</b>							
2.0 TDI	100	07/04→03/11	➔	☐; 4F-7-016201→; +PR 1KW;2EE		24.6243-1709.7 221023	TRW Ø 43 + EMot / - Halter + FSB
			➔	☐; 4F-7-016201→; +PR 1KW;2EE		24.6243-1710.7 221024	TRW Ø 43 + EMot / - Halter + FSB
2.0 TDI	103	07/04→10/08	←	☐; +PR 1LT		11.9571-9835.2 220427	ATE Ø 57 - Halter
2.0 TFSI	125	06/05→03/11	←	☐; +PR 1LT		11.9571-9836.2 220428	ATE Ø 57 - Halter
2.4	130	05/04→10/08	←	☐; +PR 1LT		11.9571-9836.2 220428	ATE Ø 57 - Halter
2.4 quattro	130	01/05→10/08	←	☐; +PR 1LG;1LD		11.9606-9953.2 220587	ATE Ø 60 - Halter
2.7 TDI	120	11/04→03/11	←	☐; +PR 1LG;1LD		11.9606-9954.2 220588	ATE Ø 60 - Halter
2.7 TDI	132	11/04→10/08	←	☐; +PR 1LG;1LD		11.9606-9954.2 220588	ATE Ø 60 - Halter
2.7 TDI quattro	120	06/05→03/11	←	☐; +PR 1ZL;1LH		11.9606-9961.2 220655	ATE Ø 60 - Halter
2.7 TDI quattro	132	11/04→10/08	←	☐; +PR 1ZL;1LH		11.9606-9961.2 220655	ATE Ø 60 - Halter
3.0	160	08/04→05/06	←	☐; +PR 1ZL;1LH		11.9606-9962.2 220656	ATE Ø 60 - Halter
3.0 quattro	160	05/04→05/06	➔	☐; +PR 1KD;2ED; → 4F-7-016200		24.6241-1701.7 220821	TRW Ø 41 + EMot / - Halter + FSB
3.0 TDI quattro	155	05/04→03/11	➔	☐; +PR 1KD;2ED; → 4F-7-016200		24.6241-1701.7 220821	TRW Ø 41 + EMot / - Halter + FSB
3.0 TDI quattro	165	05/04→05/06	➔	☐; +PR 1KD;2ED; → 4F-7-016200		24.6241-1701.7 220821	TRW Ø 41 + EMot / - Halter + FSB
3.2 FSI	188	05/04→05/09	➔	☐; +PR 1KD;2ED; → 4F-7-016200		24.6241-1702.7 220822	TRW Ø 41 + EMot / - Halter + FSB
3.2 FSI	195	05/09→03/11	➔	☐; +PR 1KD;2ED; → 4F-7-016200		24.6241-1702.7 220822	TRW Ø 41 + EMot / - Halter + FSB
3.2 FSI quattro	183	09/06→10/08	➔	☐; 4F-7-016201→; +PR 1KD,2ED,1KQ		24.6241-1707.7 220943	TRW Ø 41 + EMot / - Halter + FSB
3.2 FSI quattro	188	05/04→10/08	➔	☐; 4F-7-016201→; +PR 1KD,2ED,1KQ		24.6241-1707.7 220943	TRW Ø 41 + EMot / - Halter + FSB
4.2 quattro	246	05/04→05/06	➔	☐; 4F-7-016201→; +PR 1KD,2ED,1KQ		24.6241-1708.7 220944	TRW Ø 41 + EMot / - Halter + FSB
			➔	☐; +PR 1KW;2EE; → 4F-7-016200		24.6243-1701.7 220823	TRW Ø 43 + EMot / - Halter + FSB
			➔	☐; +PR 1KW;2EE; → 4F-7-016200		24.6243-1702.7 220824	TRW Ø 43 + EMot / - Halter + FSB
			➔	☐; 4F-7-016201→; +PR 1KW;2EE		24.6243-1709.7 221023	TRW Ø 43 + EMot / - Halter + FSB
			➔	☐; 4F-7-016201→; +PR 1KW;2EE		24.6243-1710.7 221024	TRW Ø 43 + EMot / - Halter + FSB
2.0 TDI	120	04/09→03/11	←	☐; +PR 1LT		11.9571-9835.2 220427	ATE Ø 57 - Halter
2.0 TDI	125	11/08→03/11	←	☐; +PR 1LT		11.9571-9836.2 220428	ATE Ø 57 - Halter
2.7 TDI	140	10/08→03/11	←	☐; +PR 1LT		11.9571-9836.2 220428	ATE Ø 57 - Halter
2.7 TDI quattro	140	10/08→03/11	←	☐; +PR 1LG		11.9606-9953.2 220587	ATE Ø 60 - Halter
2.8 FSI	140	10/08→03/11	←	☐; +PR 1LG		11.9606-9953.2 220587	ATE Ø 60 - Halter
2.8 FSI	162	10/08→03/11	←	☐; +PR 1LG		11.9606-9954.2 220588	ATE Ø 60 - Halter
2.8 FSI quattro	140	10/08→03/11	←	☐; +PR 1ZL		11.9606-9961.2 220655	ATE Ø 60 - Halter
2.8 FSI quattro	162	10/08→03/11	←	☐; +PR 1ZL		11.9606-9961.2 220655	ATE Ø 60 - Halter
3.0 TDI quattro	176	10/08→03/11	←	☐; +PR 1ZL		11.9606-9962.2 220656	ATE Ø 60 - Halter
3.0 TFSI quattro	213	10/08→03/11	➔	☐; +PR 1KD,1KQ		24.6241-1707.7 220943	TRW Ø 41 + EMot / - Halter + FSB
3.0 TFSI quattro	220	10/08→03/11	➔	☐; +PR 1KD,1KQ		24.6241-1707.7 220943	TRW Ø 41 + EMot / - Halter + FSB
			➔	☐; +PR 1KW		24.6243-1709.7 221023	TRW Ø 43 + EMot / - Halter + FSB
			➔	☐; +PR 1KW		24.6243-1710.7 221024	TRW Ø 43 + EMot / - Halter + FSB
2.8 FSI	154	11/06→10/08	←	☐; +PR 1LT		11.9571-9835.2 220427	ATE Ø 57 - Halter
			←	☐; +PR 1LT		11.9571-9836.2 220428	ATE Ø 57 - Halter
			←	☐; +PR 1LG;1LD		11.9606-9953.2 220587	ATE Ø 60 - Halter
			←	☐; +PR 1LG;1LD		11.9606-9954.2 220588	ATE Ø 60 - Halter
			←	☐; +PR 1ZL;1LH		11.9606-9961.2 220655	ATE Ø 60 - Halter
			←	☐; +PR 1ZL;1LH		11.9606-9962.2 220656	ATE Ø 60 - Halter
			➔	☐; +PR 1KD;2ED; → 4F-7-016200		24.6241-1701.7 220821	TRW Ø 41 + EMot / - Halter + FSB
			➔	☐; +PR 1KD;2ED; → 4F-7-016200		24.6241-1702.7 220822	TRW Ø 41 + EMot / - Halter + FSB
			➔	☐; 4F-7-016201→; +PR 1KD;2ED		24.6241-1707.7 220943	TRW Ø 41 + EMot / - Halter + FSB
			➔	☐; 4F-7-016201→; +PR 1KD;2ED		24.6241-1708.7 220944	TRW Ø 41 + EMot / - Halter + FSB
			➔	☐; +PR 1KW;2EE; → 4F-7-016200		24.6243-1701.7 220823	TRW Ø 43 + EMot / - Halter + FSB
			➔	☐; +PR 1KW;2EE; → 4F-7-016200		24.6243-1702.7 220824	TRW Ø 43 + EMot / - Halter + FSB
			➔	☐; 4F-7-016201→; +PR 1KW;2EE		24.6243-1709.7 221023	TRW Ø 43 + EMot / - Halter + FSB
			➔	☐; 4F-7-016201→; +PR 1KW;2EE		24.6243-1710.7 221024	TRW Ø 43 + EMot / - Halter + FSB
3.0 TDI quattro	171	06/06→10/08	←	☐; +PR 1LT		11.9571-9835.2 220427	ATE Ø 57 - Halter
4.2 FSI quattro	257	06/06→03/11					

	kw			 	! #			
<b>AUDI - A6 (4F2, C6) 05/04→03/11</b>								
<b>Bremssattel</b>								
3.0 TDI quattro	171	06/06→10/08	←	☐; +PR 1LT		11.9571-9836.2	220428	ATE Ø 57 - Halter
4.2 FSI quattro	257	06/06→03/11	←	☐; +PR 1LG,1LD		11.9606-9953.2	220587	ATE Ø 60 - Halter
			←	☐; +PR 1LG,1LD		11.9606-9954.2	220588	ATE Ø 60 - Halter
			←	☐; +PR 1ZL;1LH		11.9606-9961.2	220655	ATE Ø 60 - Halter
			←	☐; +PR 1ZL;1LH		11.9606-9962.2	220656	ATE Ø 60 - Halter
			→	☐; +PR 1KD;2ED; → 4F-7-016200		24.6241-1701.7	220821	TRW Ø 41 + EMot / - Halter + FSB
			→	☐; +PR 1KD;2ED; → 4F-7-016200		24.6241-1702.7	220822	TRW Ø 41 + EMot / - Halter + FSB
			→	☐; 4F-7-016201→; +PR 1KD,2ED,1KQ		24.6241-1707.7	220943	TRW Ø 41 + EMot / - Halter + FSB
			→	☐; 4F-7-016201→; +PR 1KD,2ED,1KQ		24.6241-1708.7	220944	TRW Ø 41 + EMot / - Halter + FSB
			→	☐; +PR 1KW;2EE; → 4F-7-016200		24.6243-1701.7	220823	TRW Ø 43 + EMot / - Halter + FSB
			→	☐; +PR 1KW;2EE; → 4F-7-016200		24.6243-1702.7	220824	TRW Ø 43 + EMot / - Halter + FSB
			→	☐; 4F-7-016201→; +PR 1KW;2EE		24.6243-1709.7	221023	TRW Ø 43 + EMot / - Halter + FSB
			→	☐; 4F-7-016201→; +PR 1KW;2EE		24.6243-1710.7	221024	TRW Ø 43 + EMot / - Halter + FSB
<b>Halter, Bremssattel</b>								
2.0 TDI	89	09/05→06/06	←	+PR 1LT		11.0230-0569.1	260126	ATE
2.0 TDI	103	07/04→10/08						
2.0 TDI	120	04/09→03/11						
2.0 TDI	125	11/08→03/11						
2.0 TFSI	125	06/05→03/11						
2.4	130	05/04→10/08						
2.4 quattro	130	01/05→10/08						
2.7 TDI	120	11/04→03/11						
2.7 TDI	132	11/04→10/08						
2.7 TDI	140	10/08→03/11						
2.7 TDI quattro	120	06/05→03/11						
2.7 TDI quattro	132	11/04→10/08						
2.7 TDI quattro	140	10/08→03/11						
2.8 FSI	140	10/08→03/11						
2.8 FSI	154	11/06→10/08						
2.8 FSI	162	10/08→03/11						
2.8 FSI quattro	140	10/08→03/11						
2.8 FSI quattro	154	06/07→10/08						
2.8 FSI quattro	162	10/08→03/11						
3.0	160	08/04→05/06						
3.0 quattro	160	05/04→05/06						
3.0 TDI quattro	155	05/04→03/11						
3.0 TDI quattro	165	05/04→05/06						
3.0 TDI quattro	171	06/06→10/08						
3.0 TDI quattro	176	10/08→03/11						
3.0 TFSI quattro	213	10/08→03/11						
3.0 TFSI quattro	220	10/08→03/11						
3.2 FSI	188	05/04→05/09						
3.2 FSI	195	05/09→03/11						
3.2 FSI quattro	183	09/06→10/08						
3.2 FSI quattro	188	05/04→10/08						
4.2 FSI quattro	257	06/06→03/11						
4.2 quattro	246	05/04→05/06						
2.0 TDI	100	07/04→03/11	←	06/05→; +PR 1LT		11.0230-0569.1	260126	ATE
<b>Feder, Bremssattel</b>								
2.0 TDI	89	09/05→06/06	←	+PR 1LG;1LD	2	11.8116-0347.2	390535	ATE
2.0 TDI	103	07/04→10/08						
2.0 TFSI	125	06/05→03/11	←	+PR 1LT	2	11.8116-0347.2	390535	ATE
2.4	130	05/04→10/08						
2.4 quattro	130	01/05→10/08	←	+PR 1ZL;1LH	2	11.8116-0410.2	390589	ATE
2.7 TDI	120	11/04→03/11						
2.7 TDI	132	11/04→10/08						
2.7 TDI quattro	120	06/05→03/11						
2.7 TDI quattro	132	11/04→10/08						
2.8 FSI	154	11/06→10/08						
2.8 FSI quattro	154	06/07→10/08						
3.0	160	08/04→05/06						
3.0 quattro	160	05/04→05/06						
3.0 TDI quattro	155	05/04→03/11						
3.0 TDI quattro	165	05/04→05/06						
3.2 FSI	188	05/04→05/09						
3.2 FSI	195	05/09→03/11						
↓								

	kw			 	! #		
<b>AUDI - A6 (4F2, C6) 05/04→03/11</b>							
<b>Feder, Bremssattel</b>							
3.2 FSI quattro	183	09/06→10/08	←	+PR 1LG;1LD	2	11.8116-0347.2	390535 ATE
3.2 FSI quattro	188	05/04→10/08	←	+PR 1LT	2	11.8116-0347.2	390535 ATE
4.2 quattro	246	05/04→05/06	←	+PR 1ZL;1LH	2	11.8116-0410.2	390589 ATE
2.0 TDI	100	07/04→03/11	←	06/05→; +PR 1LT	2	11.8116-0347.2	390535 ATE
			←	06/05→; +PR 1LG;1LD	2	11.8116-0347.2	390535 ATE
			←	06/05→; +PR 1ZL;1LH	2	11.8116-0410.2	390589 ATE
2.0 TDI	120	04/09→03/11	←	+PR 1LG	2	11.8116-0347.2	390535 ATE
2.0 TDI	125	11/08→03/11	←	+PR 1LT	2	11.8116-0347.2	390535 ATE
2.7 TDI	140	10/08→03/11	←	+PR 1ZL	2	11.8116-0410.2	390589 ATE
2.7 TDI quattro	140	10/08→03/11	←	+PR 1LT	2	11.8116-0347.2	390535 ATE
2.8 FSI	140	10/08→03/11					
2.8 FSI	162	10/08→03/11					
2.8 FSI quattro	140	10/08→03/11					
2.8 FSI quattro	162	10/08→03/11					
3.0 TDI quattro	176	10/08→03/11					
3.0 TFSI quattro	213	10/08→03/11					
3.0 TFSI quattro	220	10/08→03/11					
3.0 TDI quattro	171	06/06→10/08	←	+PR 1LG,1LD	2	11.8116-0347.2	390535 ATE
4.2 FSI quattro	257	06/06→03/11	←	+PR 1LT	2	11.8116-0347.2	390535 ATE
			←	+PR 1ZL;1LH	2	11.8116-0410.2	390589 ATE
<b>Führungshülzensatz, Bremssattel</b>							
2.0 TDI	89	09/05→06/06	←	+PR 1LG;1LD		11.0101-5409.2	260035 ATE
2.0 TDI	103	07/04→10/08	←	+PR 1ZL;1LH		11.0101-5409.2	260035 ATE
2.0 TFSI	125	06/05→03/11	←	+PR 1LT		11.0101-5409.2	260035 ATE
2.4	130	05/04→10/08	←	+PR 1LT		11.0101-5409.2	260035 ATE
2.4 quattro	130	01/05→10/08					
2.7 TDI	120	11/04→03/11					
2.7 TDI	132	11/04→10/08					
2.7 TDI quattro	120	06/05→03/11					
2.7 TDI quattro	132	11/04→10/08					
2.8 FSI	154	11/06→10/08					
2.8 FSI quattro	154	06/07→10/08					
3.0	160	08/04→05/06					
3.0 quattro	160	05/04→05/06					
3.0 TDI quattro	155	05/04→03/11					
3.0 TDI quattro	165	05/04→05/06					
3.2 FSI	188	05/04→05/09					
3.2 FSI	195	05/09→03/11					
3.2 FSI quattro	183	09/06→10/08					
3.2 FSI quattro	188	05/04→10/08					
4.2 quattro	246	05/04→05/06					
2.0 TDI	100	07/04→03/11	←	06/05→; +PR 1LT		11.0101-5409.2	260035 ATE
			←	06/05→; +PR 1ZL;1LH		11.0101-5409.2	260035 ATE
			←	06/05→; +PR 1LG;1LD		11.0101-5409.2	260035 ATE
2.0 TDI	120	04/09→03/11	←	+PR 1LG		11.0101-5409.2	260035 ATE
2.0 TDI	125	11/08→03/11	←	+PR 1ZL		11.0101-5409.2	260035 ATE
2.7 TDI	140	10/08→03/11	←	+PR 1LT		11.0101-5409.2	260035 ATE
2.7 TDI quattro	140	10/08→03/11	←	+PR 1LT		11.0101-5409.2	260035 ATE
2.8 FSI	140	10/08→03/11					
2.8 FSI	162	10/08→03/11					
2.8 FSI quattro	140	10/08→03/11					
2.8 FSI quattro	162	10/08→03/11					
3.0 TDI quattro	176	10/08→03/11					
3.0 TFSI quattro	213	10/08→03/11					
3.0 TFSI quattro	220	10/08→03/11					
3.0 TDI quattro	171	06/06→10/08	←	+PR 1LG,1LD		11.0101-5409.2	260035 ATE
4.2 FSI quattro	257	06/06→03/11	←	+PR 1ZL;1LH		11.0101-5409.2	260035 ATE
			←	+PR 1LT		11.0101-5409.2	260035 ATE
<b>Führungsbolzen, Bremssattel</b>							
2.0 TDI	89	09/05→06/06		+PR 1ZL;1LH		11.8171-0008.1	990049 ATE
2.0 TDI	103	07/04→10/08		+PR 1LG;1LD		11.8171-0008.1	990049 ATE
2.0 TFSI	125	06/05→03/11		+PR 1LT		11.8171-0008.1	990049 ATE
2.4	130	05/04→10/08					
2.4 quattro	130	01/05→10/08					
2.7 TDI	120	11/04→03/11					
2.7 TDI	132	11/04→10/08					
2.7 TDI quattro	120	06/05→03/11					
2.7 TDI quattro	132	11/04→10/08					
2.8 FSI	154	11/06→10/08					
2.8 FSI quattro	154	06/07→10/08					
3.0	160	08/04→05/06					
3.0 quattro	160	05/04→05/06					
↓							

	kw			 	! #		
<b>AUDI - A6 (4F2, C6) 05/04→03/11</b>							
<b>Führungsbolzen, Bremsattel</b>							
3.0 TDI quattro	155	05/04→03/11		+PR 1ZL;1LH		11.8171-0008.1 990049	ATE
3.0 TDI quattro	165	05/04→05/06		+PR 1LG;1LD		11.8171-0008.1 990049	ATE
3.2 FSI	188	05/04→05/09					
3.2 FSI	195	05/09→03/11		+PR 1LT		11.8171-0008.1 990049	ATE
3.2 FSI quattro	183	09/06→10/08					
3.2 FSI quattro	188	05/04→10/08					
4.2 quattro	246	05/04→05/06					
2.0 TDI	100	07/04→03/11		06/05→; +PR 1LG;1LD		11.8171-0008.1 990049	ATE
				06/05→; +PR 1LT		11.8171-0008.1 990049	ATE
				06/05→; +PR 1ZL;1LH		11.8171-0008.1 990049	ATE
2.0 TDI	120	04/09→03/11		+PR 1ZL		11.8171-0008.1 990049	ATE
2.0 TDI	125	11/08→03/11					
2.7 TDI	140	10/08→03/11		+PR 1LT		11.8171-0008.1 990049	ATE
2.7 TDI quattro	140	10/08→03/11		+PR 1LG		11.8171-0008.1 990049	ATE
2.8 FSI	140	10/08→03/11					
2.8 FSI	162	10/08→03/11					
2.8 FSI quattro	140	10/08→03/11					
2.8 FSI quattro	162	10/08→03/11					
3.0 TDI quattro	176	10/08→03/11					
3.0 TFSI quattro	213	10/08→03/11					
3.0 TFSI quattro	220	10/08→03/11					
3.0 TDI quattro	171	06/06→10/08		+PR 1ZL;1LH		11.8171-0008.1 990049	ATE
4.2 FSI quattro	257	06/06→03/11		+PR 1LG;1LD		11.8171-0008.1 990049	ATE
				+PR 1LT		11.8171-0008.1 990049	ATE
S6 quattro	320	03/06→03/11				11.8171-0067.1 250153	ATE
<b>Dichtungssatz, Bremsattel</b>							
2.0 TDI	89	09/05→06/06	←	+PR 1LT		11.0441-5704.2 250034	ATE
2.0 TDI	103	07/04→10/08	←				
2.0 TFSI	125	06/05→03/11	←	+PR 1LG;1LD		11.0441-6008.2 250038	ATE für Kolben-Ø [mm]: 60
2.4	130	05/04→10/08	←	+PR 1ZL;1LH		11.0441-6008.2 250038	ATE für Kolben-Ø [mm]: 60
2.4 quattro	130	01/05→10/08					
2.7 TDI	120	11/04→03/11					
2.7 TDI	132	11/04→10/08					
2.7 TDI quattro	120	06/05→03/11					
2.7 TDI quattro	132	11/04→10/08					
2.8 FSI	154	11/06→10/08					
2.8 FSI quattro	154	06/07→10/08					
3.0	160	08/04→05/06					
3.0 quattro	160	05/04→05/06					
3.0 TDI quattro	155	05/04→03/11					
3.0 TDI quattro	165	05/04→05/06					
3.2 FSI	188	05/04→05/09					
3.2 FSI	195	05/09→03/11					
3.2 FSI quattro	183	09/06→10/08					
3.2 FSI quattro	188	05/04→10/08					
4.2 quattro	246	05/04→05/06					
2.0 TDI	100	07/04→03/11	←	06/05→; +PR 1LT		11.0441-5704.2 250034	ATE
			←	06/05→; +PR 1ZL;1LH		11.0441-6008.2 250038	ATE für Kolben-Ø [mm]: 60
			←	06/05→; +PR 1LG;1LD		11.0441-6008.2 250038	ATE für Kolben-Ø [mm]: 60
2.0 TDI	120	04/09→03/11	←	+PR 1LT		11.0441-5704.2 250034	ATE
2.0 TDI	125	11/08→03/11	←				
2.7 TDI	140	10/08→03/11	←	+PR 1LG		11.0441-6008.2 250038	ATE für Kolben-Ø [mm]: 60
2.7 TDI quattro	140	10/08→03/11	←	+PR 1ZL		11.0441-6008.2 250038	ATE für Kolben-Ø [mm]: 60
2.8 FSI	140	10/08→03/11					
2.8 FSI	162	10/08→03/11					
2.8 FSI quattro	140	10/08→03/11					
2.8 FSI quattro	162	10/08→03/11					
3.0 TDI quattro	176	10/08→03/11					
3.0 TFSI quattro	213	10/08→03/11					
3.0 TFSI quattro	220	10/08→03/11					
3.0 TDI quattro	171	06/06→10/08	←	+PR 1LT		11.0441-5704.2 250034	ATE
4.2 FSI quattro	257	06/06→03/11	←	+PR 1LG;1LD		11.0441-6008.2 250038	ATE für Kolben-Ø [mm]: 60
			←	+PR 1ZL;1LH		11.0441-6008.2 250038	ATE für Kolben-Ø [mm]: 60
<b>Bremsschlauch</b>							
2.0 TDI	89	09/05→06/06	←		2	83.7813-0315.3 330870	L= 315
2.0 TDI	103	07/04→10/08	→		2	24.5125-0323.3 330911	L= 323
2.0 TDI	120	04/09→03/11					
2.0 TDI	125	11/08→03/11					
2.0 TFSI	125	06/05→03/11					
2.4	130	05/04→10/08					
2.4 quattro	130	01/05→10/08					
2.7 TDI	120	11/04→03/11					
2.7 TDI	132	11/04→10/08					
2.7 TDI	140	10/08→03/11					
↓							

### AUDI - A6 (4F2, C6) 05/04→03/11

#### Bremsschlauch









2.7 TDI quattro	120	06/05→03/11	←		2	83.7813-0315.3	330870	L= 315
2.7 TDI quattro	132	11/04→10/08	→					
2.7 TDI quattro	140	10/08→03/11	→		2	24.5125-0323.3	330911	L= 323
2.8 FSI	140	10/08→03/11						
2.8 FSI	154	11/06→10/08						
2.8 FSI	162	10/08→03/11						
2.8 FSI quattro	140	10/08→03/11						
2.8 FSI quattro	154	06/07→10/08						
2.8 FSI quattro	162	10/08→03/11						
3.0	160	08/04→05/06						
3.0 quattro	160	05/04→05/06						
3.0 TDI quattro	155	05/04→03/11						
3.0 TDI quattro	165	05/04→05/06						
3.0 TDI quattro	171	06/06→10/08						
3.0 TDI quattro	176	10/08→03/11						
3.0 TFSI quattro	213	10/08→03/11						
3.0 TFSI quattro	220	10/08→03/11						
3.2 FSI	188	05/04→05/09						
3.2 FSI	195	05/09→03/11						
3.2 FSI quattro	183	09/06→10/08						
3.2 FSI quattro	188	05/04→10/08						
4.2 FSI quattro	257	06/06→03/11						
4.2 quattro	246	05/04→05/06						
S6 quattro	320	03/06→03/11						
2.0 TDI	100	07/04→03/11	←	06/05→	2	83.7813-0315.3	330870	L= 315
			→	06/05→	2	24.5125-0323.3	330911	L= 323








### AUDI - A6 (4G2, C7, 4GC) 11/10→

#### Bremssattel








1.8 TFSI	140	09/14→	←	☐; +PR 1LL		11.9426-9905.2	220985	ATE Ø 42 - Halter
2.0 TDI	100	01/12→	←	☐; +PR 1ZK		11.9426-9905.2	220985	ATE Ø 42 - Halter
2.0 TDI	110	09/14→	←	☐; +PR 1LF		11.9426-9905.2	220985	ATE Ø 42 - Halter
2.0 TDI quattro	140	11/13→	←	☐; +PR 1LL		11.9426-9906.2	220986	ATE Ø 42 - Halter
2.0 TDI quattro	140	04/15→	←	☐; +PR 1LL		11.9426-9906.2	220986	ATE Ø 42 - Halter
2.0 TFSI	162	05/13→	←	☐; +PR 1ZK		11.9426-9906.2	220986	ATE Ø 42 - Halter
2.0 TFSI	185	09/14→	←	☐; +PR 1ZK		11.9426-9906.2	220986	ATE Ø 42 - Halter
2.0 TFSI hybrid	155	11/11→	←	☐; +PR 1LF		11.9426-9906.2	220986	ATE Ø 42 - Halter
2.0 TFSI quattro	155	05/12→05/13	←	☐; +PR 1LA		24.3601-1731.5	240804	TRW Ø 60 - Halter
2.0 TFSI quattro	162	05/13→	←	☐; +PR 1LA		24.3601-1732.5	240805	TRW Ø 60 - Halter
2.0 TFSI quattro	183	05/15→	←	☐; +PR 1KW		24.6243-1715.5	240741	TRW Ø 43 + EMot / - Halter + FSB
2.0 TFSI quattro	185	05/14→	←	☐; +PR 1KW		24.6243-1716.5	240742	TRW Ø 43 + EMot / - Halter + FSB
2.8 FSI quattro	162	09/14→	→	☐; +PR 2EA,2EE		24.6243-1723.5	240798	TRW Ø 43 + EMot / - Halter + FSB
3.0 TDI	155	09/14→	→	☐; +PR 2EA,2EE		24.6243-1724.5	240799	TRW Ø 43 + EMot / - Halter + FSB
3.0 TDI	160	09/14→	→					
3.0 TDI quattro	155	09/14→	→					
3.0 TDI quattro	160	09/14→	→					
3.0 TDI quattro	176	05/13→	→					
3.0 TDI quattro	200	09/14→	→					
3.0 TDI quattro	235	09/14→	→					
3.0 TDI quattro	240	09/14→	→					
3.0 TFSI quattro	245	09/14→	→					
S6 quattro	331	10/14→	→					
2.0 TDI	120	03/11→	←	☐; 04/11→; +PR 1ZK		11.9426-9905.2	220985	ATE Ø 42 - Halter
2.0 TDI	130	03/11→	←	☐; 04/11→; +PR 1LL		11.9426-9905.2	220985	ATE Ø 42 - Halter
2.0 TFSI	155	03/11→05/13	←	☐; 07/11→; +PR 1LF		11.9426-9905.2	220985	ATE Ø 42 - Halter
2.8 FSI	150	11/10→04/15	←	☐; 04/11→; +PR 1LL		11.9426-9906.2	220986	ATE Ø 42 - Halter
2.8 FSI quattro	150	11/10→04/15	←	☐; 04/11→; +PR 1ZK		11.9426-9906.2	220986	ATE Ø 42 - Halter
3.0 TDI	150	11/10→	←	☐; 07/11→; +PR 1LF		11.9426-9906.2	220986	ATE Ø 42 - Halter
3.0 TDI quattro	150	03/11→	←	☐; 04/11→; +PR 1LA		24.3601-1731.5	240804	TRW Ø 60 - Halter
3.0 TDI quattro	180	03/11→	←	☐; 04/11→; +PR 1LA		24.3601-1732.5	240805	TRW Ø 60 - Halter
3.0 TFSI quattro	220	11/10→05/12	←	☐; 04/11→; +PR 1KW		24.6243-1715.5	240741	TRW Ø 43 + EMot / - Halter + FSB
3.0 TFSI quattro	228	03/11→	←	☐; 04/11→; +PR 1KW		24.6243-1716.5	240742	TRW Ø 43 + EMot / - Halter + FSB
			→	☐; 04/11→; +PR 2EA,2EE		24.6243-1723.5	240798	TRW Ø 43 + EMot / - Halter + FSB
			→	☐; 04/11→; +PR 2EA,2EE		24.6243-1724.5	240799	TRW Ø 43 + EMot / - Halter + FSB
2.0 TFSI	132	05/11→	←	☐; +PR 1ZK		11.9426-9905.2	220985	ATE Ø 42 - Halter
			←	☐; 07/11→; +PR 1LF		11.9426-9905.2	220985	ATE Ø 42 - Halter
			←	☐; +PR 1LL		11.9426-9905.2	220985	ATE Ø 42 - Halter
			←	☐; 07/11→; +PR 1LF		11.9426-9906.2	220986	ATE Ø 42 - Halter

















	kw			 	! #		
<b>AUDI - A6 (4G2, C7, 4GC) 11/10→</b>							
<b> Bremssattel</b>							
2.0 TFSI	132	05/11→	←	☐; +PR 1ZK	11.9426-9906.2	220986	ATE Ø 42 - Halter
			←	☐; +PR 1LL	11.9426-9906.2	220986	ATE Ø 42 - Halter
			←	☐; +PR 1LA	24.3601-1731.5	240804	TRW Ø 60 - Halter
			←	☐; +PR 1LA	24.3601-1732.5	240805	TRW Ø 60 - Halter
			→	☐; +PR 1KW	24.6243-1715.5	240741	TRW Ø 43 + EMot / - Halter + FSB
			→	☐; +PR 1KW	24.6243-1716.5	240742	TRW Ø 43 + EMot / - Halter + FSB
			→	☐; +PR 2EA,2EE	24.6243-1723.5	240798	TRW Ø 43 + EMot / - Halter + FSB
			→	☐; +PR 2EA,2EE	24.6243-1724.5	240799	TRW Ø 43 + EMot / - Halter + FSB
3.0 TDI quattro	230	11/11→	←	☐; 12/11→; +PR 1ZK	11.9426-9905.2	220985	ATE Ø 42 - Halter
			←	☐; 12/11→; +PR 1LL	11.9426-9905.2	220985	ATE Ø 42 - Halter
			←	☐; 12/11→; +PR 1LF	11.9426-9905.2	220985	ATE Ø 42 - Halter
			←	☐; 12/11→; +PR 1LL	11.9426-9906.2	220986	ATE Ø 42 - Halter
			←	☐; 12/11→; +PR 1ZK	11.9426-9906.2	220986	ATE Ø 42 - Halter
			←	☐; 12/11→; +PR 1LF	11.9426-9906.2	220986	ATE Ø 42 - Halter
			←	☐; 12/11→; +PR 1LA	24.3601-1731.5	240804	TRW Ø 60 - Halter
			←	☐; 12/11→; +PR 1LA	24.3601-1732.5	240805	TRW Ø 60 - Halter
			→	☐; 12/11→; +PR 1KW	24.6243-1715.5	240741	TRW Ø 43 + EMot / - Halter + FSB
			→	☐; 12/11→; +PR 1KW	24.6243-1716.5	240742	TRW Ø 43 + EMot / - Halter + FSB
			→	☐; 12/11→; +PR 2EA,2EE	24.6243-1723.5	240798	TRW Ø 43 + EMot / - Halter + FSB
			→	☐; 12/11→; +PR 2EA,2EE	24.6243-1724.5	240799	TRW Ø 43 + EMot / - Halter + FSB
S6 quattro	309	02/12→	←	☐; 04/12→; +PR 1LL	11.9426-9905.2	220985	ATE Ø 42 - Halter
			←	☐; 04/12→; +PR 1LF	11.9426-9905.2	220985	ATE Ø 42 - Halter
			←	☐; 04/12→; +PR 1ZK	11.9426-9905.2	220985	ATE Ø 42 - Halter
			←	☐; 04/12→; +PR 1ZK	11.9426-9906.2	220986	ATE Ø 42 - Halter
			←	☐; 04/12→; +PR 1LL	11.9426-9906.2	220986	ATE Ø 42 - Halter
			←	☐; 04/12→; +PR 1LF	11.9426-9906.2	220986	ATE Ø 42 - Halter
			←	☐; 04/12→; +PR 1LA	24.3601-1731.5	240804	TRW Ø 60 - Halter
			←	☐; 04/12→; +PR 1LA	24.3601-1732.5	240805	TRW Ø 60 - Halter
			→	☐; 04/12→; +PR 1KW	24.6243-1715.5	240741	TRW Ø 43 + EMot / - Halter + FSB
			→	☐; 04/12→; +PR 1KW	24.6243-1716.5	240742	TRW Ø 43 + EMot / - Halter + FSB
			→	☐; 04/12→; +PR 2EA,2EE	24.6243-1723.5	240798	TRW Ø 43 + EMot / - Halter + FSB
			→	☐; 04/12→; +PR 2EA,2EE	24.6243-1724.5	240799	TRW Ø 43 + EMot / - Halter + FSB
<b>Führungsbolzen, Bremssattel</b>							
1.8 TFSI	140	09/14→		+PR 1ZK	11.8171-0096.1	250155	ATE
2.0 TDI	100	01/12→		+PR 1LL	11.8171-0096.1	250155	ATE
2.0 TDI	110	09/14→					
2.0 TDI	140	11/13→		+PR 1LF	11.8171-0096.1	250155	ATE
2.0 TDI quattro	140	04/15→					
2.0 TFSI	162	05/13→					
2.0 TFSI	185	09/14→					
2.0 TFSI hybrid	155	11/11→					
2.0 TFSI quattro	155	05/12→05/13					
2.0 TFSI quattro	162	05/13→					
2.0 TFSI quattro	183	05/15→					
2.0 TFSI quattro	185	05/14→					
2.8 FSI quattro	162	09/14→					
3.0 TDI	155	09/14→					
3.0 TDI	160	09/14→					
3.0 TDI quattro	155	09/14→					
3.0 TDI quattro	160	09/14→					
3.0 TDI quattro	176	05/13→					
3.0 TDI quattro	200	09/14→					
3.0 TDI quattro	235	09/14→					
3.0 TDI quattro	240	09/14→					
↓							







	kw			 	! #		
<b>AUDI - A6 (4G2, C7, 4GC) 11/10→</b>							
<b>Führungsbolzen, Bremsattel</b>							
3.0 TFSI quattro S6 quattro	245 331	09/14→ 10/14→		+PR 1ZK		11.8171-0096.1 250155	ATE
				+PR 1LL		11.8171-0096.1 250155	ATE
				+PR 1LF		11.8171-0096.1 250155	ATE
2.0 TDI 2.0 TDI 2.0 TFSI 2.8 FSI 2.8 FSI quattro 3.0 TDI 3.0 TDI quattro 3.0 TDI quattro 3.0 TFSI quattro 3.0 TFSI quattro	120 130 155 150 150 150 180 220 228	03/11→ 03/11→ 03/11→05/13 11/10→04/15 11/10→04/15 11/10→ 03/11→ 03/11→ 11/10→05/12 03/11→		04/11→; +PR 1ZK 04/11→; +PR 1LL 07/11→; +PR 1LF		11.8171-0096.1 250155	ATE
2.0 TFSI	132	05/11→		+PR 1ZK +PR 1LL 07/11→; +PR 1LF		11.8171-0096.1 250155	ATE
3.0 TDI quattro	230	11/11→		12/11→; +PR 1LF 12/11→; +PR 1ZK 12/11→; +PR 1LL		11.8171-0096.1 250155	ATE
S6 quattro	309	02/12→		04/12→; +PR 1ZK 04/12→; +PR 1LF 04/12→; +PR 1LL		11.8171-0096.1 250155	ATE
<b>Bremsschlauch</b>							
1.8 TFSI 2.0 TDI 2.0 TDI 2.0 TDI 2.0 TDI quattro 2.0 TFSI 2.0 TFSI 2.0 TFSI 2.0 TFSI hybrid 2.0 TFSI quattro 2.0 TFSI quattro 2.0 TFSI quattro 2.0 TFSI quattro 2.8 FSI quattro 3.0 TDI 3.0 TDI 3.0 TDI quattro 3.0 TDI quattro 3.0 TDI quattro 3.0 TDI quattro 3.0 TDI quattro 3.0 TDI quattro 3.0 TDI quattro 3.0 TDI quattro 3.0 TFSI quattro S6 quattro	140 100 110 140 140 132 162 185 155 155 162 183 185 162 155 160 155 160 176 200 235 240 245 331	09/14→ 01/12→ 09/14→ 11/13→ 04/15→ 05/11→ 05/13→ 09/14→ 11/11→ 05/12→05/13 05/13→ 05/15→ 05/14→ 09/14→ 09/14→ 09/14→ 09/14→ 05/13→ 09/14→ 09/14→ 09/14→ 09/14→ 09/14→ 09/14→ 10/14→	←	+PR 1LA,1LJ,1LL,1LF / 1LP +PR 1LU,1LW	2 2	24.5140-0650.3 331500 24.5140-0670.3 331501	L= 650 L= 670
2.0 TDI 2.0 TDI 2.0 TFSI 2.8 FSI 2.8 FSI quattro 3.0 TDI 3.0 TDI quattro 3.0 TDI quattro 3.0 TFSI quattro 3.0 TFSI quattro	120 130 155 150 150 150 180 220 228	03/11→ 03/11→ 03/11→05/13 11/10→04/15 11/10→04/15 11/10→ 03/11→ 03/11→ 11/10→05/12 03/11→	←	04/11→; +PR 1LA,1LJ,1LL,1LF / 1LP 04/11→; +PR 1LU,1LW	2 2	24.5140-0650.3 331500 24.5140-0670.3 331501	L= 650 L= 670
3.0 TDI quattro	230	11/11→	←	12/11→; +PR 1LA,1LJ,1LL,1LF / 1LP 12/11→; +PR 1LU,1LW	2 2	24.5140-0650.3 331500 24.5140-0670.3 331501	L= 650 L= 670
S6 quattro	309	02/12→	←	04/12→; +PR 1LA,1LJ,1LL,1LF / 1LP 04/12→; +PR 1LU,1LW	2 2	24.5140-0650.3 331500 24.5140-0670.3 331501	L= 650 L= 670
<b>AUDI - A6 Allroad (4FH, C6) 05/06→08/11</b>							
<b>Bremssattel</b>							
2.7 TDI quattro 3.0 TDI quattro	120 155	05/06→08/11 05/06→08/11	←	☐; → 05/11; +PR 1LG ☐; → 05/11; +PR 1LG ☐; → 05/11; +PR 1ZL ☐; → 05/11; +PR 1ZL ☐; → 4F-7-032500; +PR 1KD		11.9606-9953.2 220587 11.9606-9954.2 220588 11.9606-9961.2 220655 11.9606-9962.2 220656 24.6241-1701.7 220821	ATE Ø 60 - Halter ATE Ø 60 - Halter ATE Ø 60 - Halter ATE Ø 60 - Halter TRW Ø 41 + EMot / - Halter + FSB
↓							

















	kw			 	! #			
<b>AUDI - A6 Allroad (4FH, C6) 05/06→08/11</b>								
<b>Bremssattel</b>								
2.7 TDI quattro 3.0 TDI quattro	120	05/06→08/11	➔	☐; → 4F-7-032500; +PR 1KD		24.6241-1702.7	220822	TRW Ø 41 + EMot / - Halter + FSB
	155	05/06→08/11	➔	☐; 4F-7-032501→; → 05/11; +PR 1KD		24.6241-1707.7	220943	TRW Ø 41 + EMot / - Halter + FSB
			➔	☐; 4F-7-032501→; → 05/11; +PR 1KD		24.6241-1708.7	220944	TRW Ø 41 + EMot / - Halter + FSB
			➔	☐; → 4F-7-032500; +PR 1KW;2EE		24.6243-1701.7	220823	TRW Ø 43 + EMot / - Halter + FSB
			➔	☐; → 4F-7-032500; +PR 1KW;2EE		24.6243-1702.7	220824	TRW Ø 43 + EMot / - Halter + FSB
			➔	☐; 4F-7-032501→; → 05/11; +PR 1KW;2EE		24.6243-1709.7	221023	TRW Ø 43 + EMot / - Halter + FSB
			➔	☐; 4F-7-032501→; → 05/11; +PR 1KW;2EE		24.6243-1710.7	221024	TRW Ø 43 + EMot / - Halter + FSB
2.7 TDI quattro 3.0 TDI quattro 3.2 FSI quattro 4.2 FSI quattro	132	05/06→10/08	←	☐; +PR 1LG		11.9606-9953.2	220587	ATE Ø 60 - Halter
	171	05/06→10/08	←	☐; +PR 1LG		11.9606-9954.2	220588	ATE Ø 60 - Halter
	188	05/06→10/08	←	☐; +PR 1ZL		11.9606-9961.2	220655	ATE Ø 60 - Halter
	257	05/06→12/10	←	☐; +PR 1ZL		11.9606-9962.2	220656	ATE Ø 60 - Halter
			➔	☐; → 4F-7-032500; +PR 1KD		24.6241-1701.7	220821	TRW Ø 41 + EMot / - Halter + FSB
			➔	☐; → 4F-7-032500; +PR 1KD		24.6241-1702.7	220822	TRW Ø 41 + EMot / - Halter + FSB
			➔	☐; 4F-7-032501→; +PR 1KD		24.6241-1707.7	220943	TRW Ø 41 + EMot / - Halter + FSB
			➔	☐; 4F-7-032501→; +PR 1KD		24.6241-1708.7	220944	TRW Ø 41 + EMot / - Halter + FSB
			➔	☐; → 4F-7-032500; +PR 1KW;2EE		24.6243-1701.7	220823	TRW Ø 43 + EMot / - Halter + FSB
			➔	☐; → 4F-7-032500; +PR 1KW;2EE		24.6243-1702.7	220824	TRW Ø 43 + EMot / - Halter + FSB
			➔	☐; 4F-7-032501→; +PR 1KW;2EE		24.6243-1709.7	221023	TRW Ø 43 + EMot / - Halter + FSB
			➔	☐; 4F-7-032501→; +PR 1KW;2EE		24.6243-1710.7	221024	TRW Ø 43 + EMot / - Halter + FSB
			2.7 TDI quattro 3.0 TDI quattro 3.0 TFSI quattro	140	10/08→08/11	←	☐; → 05/11; +PR 1LG	
176	10/08→08/11	←		☐; → 05/11; +PR 1LG		11.9606-9954.2	220588	ATE Ø 60 - Halter
213	10/08→08/11	←		☐; → 05/11; +PR 1ZL		11.9606-9961.2	220655	ATE Ø 60 - Halter
		←		☐; → 05/11; +PR 1ZL		11.9606-9962.2	220656	ATE Ø 60 - Halter
		➔		☐; → 05/11; +PR 1KD		24.6241-1707.7	220943	TRW Ø 41 + EMot / - Halter + FSB
		➔		☐; → 05/11; +PR 1KD		24.6241-1708.7	220944	TRW Ø 41 + EMot / - Halter + FSB
		➔		☐; → 05/11; +PR 1KW;2EE		24.6243-1709.7	221023	TRW Ø 43 + EMot / - Halter + FSB
		➔		☐; → 05/11; +PR 1KW;2EE		24.6243-1710.7	221024	TRW Ø 43 + EMot / - Halter + FSB
<b>Feder, Bremssattel</b>								
2.7 TDI quattro	120	05/06→08/11	←	→ 05/11; +PR 1ZL	2	11.8116-0410.2	390589	ATE
	140	10/08→08/11	←	→ 05/11; +PR 1LG	2	11.8116-0410.2	390589	ATE
3.0 TDI quattro	155	05/06→08/11	←	→ 05/11; +PR 1LG	2	11.8116-0410.2	390589	ATE
3.0 TDI quattro	176	10/08→08/11						
3.0 TFSI quattro	213	10/08→08/11						
2.7 TDI quattro	132	05/06→10/08	←	+PR 1ZL	2	11.8116-0410.2	390589	ATE
	171	05/06→10/08	←	+PR 1LG	2	11.8116-0410.2	390589	ATE
3.2 FSI quattro	188	05/06→10/08						
4.2 FSI quattro	257	05/06→12/10						
<b>Führungshülzensatz, Bremssattel</b>								
2.7 TDI quattro	120	05/06→08/11	←	→ 05/11; +PR 1LG		11.0101-5409.2	260035	ATE
2.7 TDI quattro	140	10/08→08/11	←	→ 05/11; +PR 1ZL		11.0101-5409.2	260035	ATE
3.0 TDI quattro	155	05/06→08/11	←	→ 05/11; +PR 1ZL		11.0101-5409.2	260035	ATE
3.0 TDI quattro	176	10/08→08/11						
3.0 TFSI quattro	213	10/08→08/11						
2.7 TDI quattro	132	05/06→10/08	←	+PR 1LG		11.0101-5409.2	260035	ATE
	171	05/06→10/08	←	+PR 1ZL		11.0101-5409.2	260035	ATE
3.2 FSI quattro	188	05/06→10/08						
4.2 FSI quattro	257	05/06→12/10						
			↓					








	kw			 	! #		
<b>AUDI - A6 Allroad (4FH, C6) 05/06→08/11</b>							
<b>Führungsbolzen, Bremssattel</b>							
2.7 TDI quattro	120	05/06→08/11		→ 05/11; +PR 1ZL		11.8171-0008.1 990049	ATE
2.7 TDI quattro	140	10/08→08/11		→ 05/11; +PR 1LG		11.8171-0008.1 990049	ATE
3.0 TDI quattro	155	05/06→08/11					
3.0 TDI quattro	176	10/08→08/11					
3.0 TFSI quattro	213	10/08→08/11					
2.7 TDI quattro	132	05/06→10/08		+PR 1ZL		11.8171-0008.1 990049	ATE
3.0 TDI quattro	171	05/06→10/08		+PR 1LG		11.8171-0008.1 990049	ATE
3.2 FSI quattro	188	05/06→10/08					
4.2 FSI quattro	257	05/06→12/10					
<b>Dichtungssatz, Bremssattel</b>							
2.7 TDI quattro	120	05/06→08/11	←	→ 05/11; +PR 1LG		11.0441-6008.2 250038	ATE für Kolben-Ø [mm]: 60
2.7 TDI quattro	140	10/08→08/11	←	→ 05/11; +PR 1ZL		11.0441-6008.2 250038	ATE für Kolben-Ø [mm]: 60
3.0 TDI quattro	155	05/06→08/11					
3.0 TDI quattro	176	10/08→08/11					
3.0 TFSI quattro	213	10/08→08/11					
2.7 TDI quattro	132	05/06→10/08	←	+PR 1LG		11.0441-6008.2 250038	ATE für Kolben-Ø [mm]: 60
3.0 TDI quattro	171	05/06→10/08	←	+PR 1ZL		11.0441-6008.2 250038	ATE für Kolben-Ø [mm]: 60
3.2 FSI quattro	188	05/06→10/08					
4.2 FSI quattro	257	05/06→12/10					
<b>Bremsschlauch</b>							
2.7 TDI quattro	120	05/06→08/11	←	→ 05/11	2	83.7813-0315.3 330870	L= 315
2.7 TDI quattro	140	10/08→08/11	→	→ 05/11	2	24.5125-0323.3 330911	L= 323
3.0 TDI quattro	155	05/06→08/11					
3.0 TDI quattro	176	10/08→08/11					
3.0 TFSI quattro	213	10/08→08/11					
2.7 TDI quattro	132	05/06→10/08	←		2	83.7813-0315.3 330870	L= 315
3.0 TDI quattro	171	05/06→10/08	→		2	24.5125-0323.3 330911	L= 323
3.2 FSI quattro	188	05/06→10/08					
4.2 FSI quattro	257	05/06→12/10					
<b>AUDI - A6 Allroad (4GH, 4GJ) 01/12→</b>							
<b>Bremssattel</b>							
3.0 TDI quattro	140	11/15→	←	☐; +PR 1ZK		11.9426-9905.2 220985	ATE Ø 42 - Halter
3.0 TDI quattro	150	01/12→	←	☐; +PR 1LL		11.9426-9905.2 220985	ATE Ø 42 - Halter
3.0 TDI quattro	155	09/14→	←	☐; +PR 1LL		11.9426-9906.2 220986	ATE Ø 42 - Halter
3.0 TDI quattro	160	09/14→	←	☐; +PR 1ZK		11.9426-9906.2 220986	ATE Ø 42 - Halter
3.0 TDI quattro	180	01/12→	←	☐; +PR 1ZK		11.9426-9906.2 220986	ATE Ø 42 - Halter
3.0 TDI quattro	200	09/14→	→	☐; +PR 2EA		24.6243-1723.5 240798	TRW Ø 43 + EMot / - Halter + FSB
3.0 TDI quattro	230	01/12→	→	☐; +PR 2EA		24.6243-1724.5 240799	TRW Ø 43 + EMot / - Halter + FSB
3.0 TDI quattro	235	01/12→					
3.0 TFSI quattro	228	01/12→					
3.0 TFSI quattro	245	09/14→					
<b>Führungsbolzen, Bremssattel</b>							
3.0 TDI quattro	140	11/15→		+PR 1ZK		11.8171-0096.1 250155	ATE
3.0 TDI quattro	150	01/12→		+PR 1LL		11.8171-0096.1 250155	ATE
3.0 TDI quattro	155	09/14→					
3.0 TDI quattro	160	09/14→					
3.0 TDI quattro	180	01/12→					
3.0 TDI quattro	200	09/14→					
3.0 TDI quattro	230	01/12→					
3.0 TDI quattro	235	01/12→					
3.0 TFSI quattro	228	01/12→					
3.0 TFSI quattro	245	09/14→					
<b>Bremsschlauch</b>							
3.0 TDI quattro	140	11/15→	←		2	24.5140-0650.3 331500	L= 650
3.0 TDI quattro	150	01/12→					
3.0 TDI quattro	155	09/14→					
3.0 TDI quattro	160	09/14→					
3.0 TDI quattro	180	01/12→					
3.0 TDI quattro	200	09/14→					
3.0 TDI quattro	230	01/12→					
3.0 TDI quattro	235	01/12→					
3.0 TFSI quattro	228	01/12→					
3.0 TFSI quattro	245	09/14→					
<b>AUDI - A6 Avant (4A, C4) 06/94→12/97</b>							
<b>Bremssattel</b>							
1.8	92	12/95→12/97	←	☐		24.3571-8505.5 240489	ATE Ø 57 - Halter
1.9 TDI	66	06/94→12/97	←	☐		24.3571-8506.5 240490	ATE Ø 57 - Halter
2.0	74	06/94→12/97	→	☐		24.3384-1709.5 240257	TRW Ø 38 - Halter
2.0	79	08/95→07/96	→	☐		24.3384-1710.5 240258	TRW Ø 38 - Halter
2.0	85	06/94→12/97					
2.0 16V	103	06/94→12/97					
2.3	98	06/94→12/95					








	kW			 	! #			
<b>AUDI - A6 Avant (4A, C4) 06/94→12/97</b>								
<b>Bremssattel</b>								
2.5 TDI	84	01/95→12/97	←	☐		24.3571-8505.5	240489	ATE Ø 57 - Halter
2.5 TDI	85	06/94→12/97	←	☐		24.3571-8506.5	240490	ATE Ø 57 - Halter
			→	☐		24.3384-1709.5	240257	TRW Ø 38 - Halter
			→	☐		24.3384-1710.5	240258	TRW Ø 38 - Halter
1.8 quattro	92	12/95→12/97	←	☐		24.3571-8505.5	240489	ATE Ø 57 - Halter
2.0 16V quattro	103	06/94→12/97	←	☐		24.3571-8506.5	240490	ATE Ø 57 - Halter
			→	☐		24.3384-1703.5	240055	TRW Ø 38 - Halter
			→	☐		24.3384-1704.5	240056	TRW Ø 38 - Halter
2.3 quattro	98	06/94→12/95	←	☐; 08/94→		24.3571-8505.5	240489	ATE Ø 57 - Halter
			←	☐; 08/94→		24.3571-8506.5	240490	ATE Ø 57 - Halter
			→	☐; 08/94→		24.3384-1703.5	240055	TRW Ø 38 - Halter
			→	☐; 08/94→		24.3384-1704.5	240056	TRW Ø 38 - Halter
2.4	110	07/96→12/97	←	☐; 4B-2-031501→; +PR 1LF;1LT		11.9571-9835.2	220427	ATE Ø 57 - Halter
			←	☐; 04/97→; → 4B-2-031500; +PR 1LF;1LT		11.9571-9835.2	220427	ATE Ø 57 - Halter
			←	☐; 4B-2-031501→; +PR 1LF;1LT		11.9571-9836.2	220428	ATE Ø 57 - Halter
			←	☐; 04/97→; → 4B-2-031500; +PR 1LF;1LT		11.9571-9836.2	220428	ATE Ø 57 - Halter
			←	☐; 4B-2-031501→; +PR 1LB;1LE		24.3571-8521.5	240495	ATE Ø 57 - Halter
			←	☐; 04/97→; → 4B-2-031500; +PR 1LB;1LE		24.3571-8521.5	240495	ATE Ø 57 - Halter
			←	☐; 04/97→; → 4B-2-031500; +PR 1LB;1LE		24.3571-8522.5	240496	ATE Ø 57 - Halter
			←	☐; 4B-2-031501→; +PR 1LB;1LE		24.3571-8522.5	240496	ATE Ø 57 - Halter
			→	☐; 04/97→		24.3384-1731.5	240818	TRW Ø 38 - Halter
			→	☐; 04/97→		24.3384-1732.5	240819	TRW Ø 38 - Halter
2.5 TDI	103	08/94→12/97	←	☐; 10/94→		11.3571-8508.2	220128	ATE Ø 57 - Halter
			←	☐; 10/94→		24.3571-8508.5	240556	ATE Ø 57 - Halter
			←	☐; 10/94→		24.3571-8507.5	240555	ATE Ø 57 - Halter
			→	☐		24.3384-1709.5	240257	TRW Ø 38 - Halter
			→	☐		24.3384-1710.5	240258	TRW Ø 38 - Halter
2.5 TDI quattro	103	07/95→12/97	←	☐		11.3571-8508.2	220128	ATE Ø 57 - Halter
2.6 quattro	110	06/94→12/97	←	☐		24.3571-8507.5	240555	ATE Ø 57 - Halter
2.8 quattro	128	06/94→12/97	←	☐		24.3571-8508.5	240556	ATE Ø 57 - Halter
2.8 quattro	142	12/95→12/97	←	☐		24.3571-8508.5	240556	ATE Ø 57 - Halter
			→	☐		24.3384-1703.5	240055	TRW Ø 38 - Halter
			→	☐		24.3384-1704.5	240056	TRW Ø 38 - Halter
2.6	102	06/94→02/97	←	☐		11.3571-8508.2	220128	ATE Ø 57 - Halter
2.6	110	06/94→12/97	←	☐		24.3571-8508.5	240556	ATE Ø 57 - Halter
2.8	128	06/94→12/97	←	☐		24.3571-8507.5	240555	ATE Ø 57 - Halter
2.8	142	12/95→12/97	←	☐		24.3571-8507.5	240555	ATE Ø 57 - Halter
			→	☐		24.3384-1709.5	240257	TRW Ø 38 - Halter
			→	☐		24.3384-1710.5	240258	TRW Ø 38 - Halter
S6 4.2 quattro	213	06/94→12/97	→	☐; 09/94→		24.3434-1701.5	240357	TRW Ø 43 - Halter
			→	☐; 09/94→		24.3434-1702.5	240358	TRW Ø 43 - Halter
S6 Turbo quattro	169	06/94→12/97	→	☐		24.3434-1701.5	240357	TRW Ø 43 - Halter
			→	☐		24.3434-1702.5	240358	TRW Ø 43 - Halter
<b>Halter, Bremssattel</b>								
2.4	110	07/96→12/97	←	04/97→; → 4B-2-031500; +PR 1LF;1LT	2	11.0230-0451.1	260130	ATE
			←	4B-2-031501→; +PR 1LB;1LE		11.0230-0560.1	260125	ATE
			←	4B-2-031501→; +PR 1LF;1LT		11.0230-0569.1	260126	ATE
			←	04/97→; → 4B-2-031500; +PR 1LB;1LE	2	11.8170-0306.1	260102	ATE
2.5 TDI	103	08/94→12/97	←	10/94→	2	11.8170-0306.1	260102	ATE
2.5 TDI quattro	103	07/95→12/97	←		2	11.8170-0306.1	260102	ATE
2.6	102	06/94→02/97						
2.6	110	06/94→12/97						
2.6 quattro	110	06/94→12/97						
2.8	128	06/94→12/97						
2.8	142	12/95→12/97						
↓								

	kw				! #		
<b>AUDI - A6 Avant (4A, C4) 06/94→12/97</b>							
<b>Halter, Bremssattel</b>							
2.8 quattro	128	06/94→12/97	←		2	11.8170-0306.1	260102 ATE
2.8 quattro	142	12/95→12/97					
<b>Feder, Bremssattel</b>							
1.8	92	12/95→12/97	←		2	11.8116-0143.1	390513 ATE
1.8 quattro	92	12/95→12/97					
1.9 TDI	66	06/94→12/97					
2.0	74	06/94→12/97					
2.0	79	08/95→07/96					
2.0	85	06/94→12/97					
2.0 16V	103	06/94→12/97					
2.0 16V quattro	103	06/94→12/97					
2.3	98	06/94→12/95					
2.5 TDI	84	01/95→12/97					
2.5 TDI	85	06/94→12/97					
2.5 TDI quattro	103	07/95→12/97					
2.6	102	06/94→02/97					
2.6	110	06/94→12/97					
2.6 quattro	110	06/94→12/97					
2.8	128	06/94→12/97					
2.8	142	12/95→12/97					
2.8 quattro	128	06/94→12/97					
2.8 quattro	142	12/95→12/97					
2.3 quattro	98	06/94→12/95	←	08/94→	2	11.8116-0143.1	390513 ATE
2.4	110	07/96→12/97	←	04/97→; → 4B-2-031500; +PR 1LB;1LE	2	11.8116-0143.1	390513 ATE
			←	4B-2-031501→; +PR 1LF;1LT	2	11.8116-0143.1	390513 ATE
			←	04/97→; → 4B-2-031500; +PR 1LF;1LT	2	11.8116-0143.1	390513 ATE
			←	4B-2-031501→; +PR 1LB;1LE	2	11.8116-0143.1	390513 ATE
2.5 TDI	103	08/94→12/97	←	10/94→	2	11.8116-0143.1	390513 ATE
<b>Führungshülzensatz, Bremssattel</b>							
1.8	92	12/95→12/97	←			11.0101-5409.2	260035 ATE
1.8 quattro	92	12/95→12/97					
1.9 TDI	66	06/94→12/97					
2.0	74	06/94→12/97					
2.0	79	08/95→07/96					
2.0	85	06/94→12/97					
2.0 16V	103	06/94→12/97					
2.0 16V quattro	103	06/94→12/97					
2.3	98	06/94→12/95					
2.5 TDI	84	01/95→12/97					
2.5 TDI	85	06/94→12/97					
2.5 TDI quattro	103	07/95→12/97					
2.6	102	06/94→02/97					
2.6	110	06/94→12/97					
2.6 quattro	110	06/94→12/97					
2.8	128	06/94→12/97					
2.8	142	12/95→12/97					
2.8 quattro	128	06/94→12/97					
2.8 quattro	142	12/95→12/97					
2.3 quattro	98	06/94→12/95	←	08/94→		11.0101-5409.2	260035 ATE
2.4	110	07/96→12/97	←	4B-2-031501→; +PR 1LF;1LT		11.0101-5409.2	260035 ATE
			←	04/97→; → 4B-2-031500; +PR 1LB;1LE		11.0101-5409.2	260035 ATE
			←	04/97→; → 4B-2-031500; +PR 1LF;1LT		11.0101-5409.2	260035 ATE
			←	4B-2-031501→; +PR 1LB;1LE		11.0101-5409.2	260035 ATE
2.5 TDI	103	08/94→12/97	←	10/94→		11.0101-5409.2	260035 ATE
S6 4.2 quattro	213	06/94→12/97	→	09/94→		11.0101-5403.2	260010 TRW
S6 Turbo quattro	169	06/94→12/97	→			11.0101-5403.2	260010 TRW
<b>Führungsbolzen, Bremssattel</b>							
1.8	92	12/95→12/97	←			11.8171-0008.1	990049 ATE
1.9 TDI	66	06/94→12/97					
2.0	74	06/94→12/97					
2.0	79	08/95→07/96					
2.0	85	06/94→12/97					
2.0 16V	103	06/94→12/97					
2.3	98	06/94→12/95					
2.5 TDI	84	01/95→12/97					
2.5 TDI	85	06/94→12/97					
2.6	102	06/94→02/97					
2.6	110	06/94→12/97					
2.8	128	06/94→12/97					
2.8	142	12/95→12/97					
1.8 quattro	92	12/95→12/97				11.8171-0008.1	990049 ATE
↓							

	kW			 	! #		
<b>AUDI - A6 Avant (4A, C4) 06/94→12/97</b>							
<b>Führungsbolzen, Bremsattel</b>							
2.0 16V quattro	103	06/94→12/97				11.8171-0008.1	990049 ATE
2.5 TDI quattro	103	07/95→12/97					
2.6 quattro	110	06/94→12/97					
2.8 quattro	128	06/94→12/97					
2.8 quattro	142	12/95→12/97					
2.3 quattro	98	06/94→12/95		08/94→		11.8171-0008.1	990049 ATE
2.4	110	07/96→12/97		4B-2-031501→; +PR 1LB;1LE		11.8171-0008.1	990049 ATE
				4B-2-031501→; +PR 1LF;1LT		11.8171-0008.1	990049 ATE
			←	04/97→; → 4B-2-031500; +PR 1LB;1LE		11.8171-0008.1	990049 ATE
			←	04/97→; → 4B-2-031500; +PR 1LF;1LT		11.8171-0008.1	990049 ATE
2.5 TDI	103	08/94→12/97	←	10/94→		11.8171-0008.1	990049 ATE
<b>Dichtungssatz, Bremsattel</b>							
1.8	92	12/95→12/97	←			11.0441-5704.2	250034 ATE
1.8 quattro	92	12/95→12/97					
1.9 TDI	66	06/94→12/97					
2.0	74	06/94→12/97					
2.0	79	08/95→07/96					
2.0	85	06/94→12/97					
2.0 16V	103	06/94→12/97					
2.0 16V quattro	103	06/94→12/97					
2.3	98	06/94→12/95					
2.5 TDI	84	01/95→12/97					
2.5 TDI	85	06/94→12/97					
2.5 TDI quattro	103	07/95→12/97					
2.6	102	06/94→02/97					
2.6	110	06/94→12/97					
2.6 quattro	110	06/94→12/97					
2.8	128	06/94→12/97					
2.8	142	12/95→12/97					
2.8 quattro	128	06/94→12/97					
2.8 quattro	142	12/95→12/97					
2.3 quattro	98	06/94→12/95	←	08/94→		11.0441-5704.2	250034 ATE
2.4	110	07/96→12/97	←	4B-2-031501→; +PR 1LF;1LT		11.0441-5704.2	250034 ATE
			←	04/97→; → 4B-2-031500; +PR 1LB;1LE		11.0441-5704.2	250034 ATE
			←	04/97→; → 4B-2-031500; +PR 1LF;1LT		11.0441-5704.2	250034 ATE
			←	4B-2-031501→; +PR 1LB;1LE		11.0441-5704.2	250034 ATE
2.5 TDI	103	08/94→12/97	←	10/94→		11.0441-5704.2	250034 ATE
<b>Bremsschlauch</b>							
1.8	92	12/95→12/97	←		2	24.5237-0273.3	331444 L= 273
1.9 TDI	66	06/94→12/97	→				
2.0	74	06/94→12/97	→	am Bremsattel	2	24.5204-0180.3	331461 L= 180
2.0	79	08/95→07/96				83.6104-0180.3	330510 L= 180
2.0	85	06/94→12/97	→		2	83.7824-0180.3	330812 L= 180
2.0 16V	103	06/94→12/97					
2.3	98	06/94→12/95					
2.5 TDI	84	01/95→12/97					
2.5 TDI	85	06/94→12/97					
2.5 TDI	103	08/94→12/97					
2.6	102	06/94→02/97					
2.6	110	06/94→12/97					
2.8	128	06/94→12/97					
2.8	142	12/95→12/97					
1.8 quattro	92	12/95→12/97	←		2	24.5237-0273.3	331444 L= 273
2.0 16V quattro	103	06/94→12/97	→				
2.5 TDI quattro	103	07/95→12/97	→		2	24.5113-0209.3	331300 L= 209
2.6 quattro	110	06/94→12/97					
2.8 quattro	128	06/94→12/97					
2.8 quattro	142	12/95→12/97					
S6 Turbo quattro	169	06/94→12/97					
2.3 quattro	98	06/94→12/95	←	08/94→	2	24.5237-0273.3	331444 L= 273
			→	08/94→	2	24.5113-0209.3	331300 L= 209
2.4	110	07/96→12/97	←	04/97→	2	83.7813-0295.3	330799 L= 295
			→	□ / am Bremsattel; 04/97→		24.1253-0030.3	331126 L= 184 mit Rohrleitung
			→	□ / am Bremsattel; 04/97→		24.1253-0040.3	331127 L= 190 mit Rohrleitung
			→	04/97→	2	83.6212-0170.3	330625 L= 170
S6 4.2 quattro	213	06/94→12/97	←	09/94→	2	24.5237-0273.3	331444 L= 273
			→	09/94→	2	24.5113-0209.3	331300 L= 209
S6 Plus quattro	240	04/96→12/97	←	06/96→	2	24.5237-0273.3	331444 L= 273
↓							

	kw					! #		
<b>AUDI - A6 Avant (4A, C4) 06/94→12/97</b>								
<b>Bremsschlauch</b>								
S6 Plus quattro	240	04/96→12/97	➔	06/96→		2	24.5113-0209.3	331300 L= 209
<b>AUDI - A6 Avant (4B5, C5) 11/97→01/05</b>								
<b>Bremssattel</b>								
1.8	85	02/98→01/05	←	☐; 4B-2-031501→; +PR 1LF;1LT			11.9571-9835.2	220427 ATE Ø 57 - Halter
1.8	92	12/97→01/05	←	☐; → 4B-2-031500; +PR 1LF;1LT			11.9571-9835.2	220427 ATE Ø 57 - Halter
1.8 T	110	12/97→01/05	←	☐; → 4B-2-031500; +PR 1LF;1LT			11.9571-9835.2	220427 ATE Ø 57 - Halter
1.8 T	132	04/99→01/05	←	☐; → 4B-2-031500; +PR 1LF;1LT			11.9571-9836.2	220428 ATE Ø 57 - Halter
1.9 TDI	81	02/98→04/01	←	☐; 4B-2-031501→; +PR 1LF;1LT			11.9571-9836.2	220428 ATE Ø 57 - Halter
1.9 TDI	85	07/00→01/05	←	☐; 4B-2-031501→; +PR 1LF;1LT			11.9571-9836.2	220428 ATE Ø 57 - Halter
1.9 TDI	96	08/01→01/05	←	☐; 4B-2-031501→; +PR 1LB;1LE			24.3571-8521.5	240495 ATE Ø 57 - Halter
2.0	96	08/01→01/05	←	☐; 4B-2-031501→; +PR 1LB;1LE			24.3571-8521.5	240495 ATE Ø 57 - Halter
2.4	100	07/98→01/05	←	☐; → 4B-2-031500; +PR 1LB;1LE			24.3571-8521.5	240495 ATE Ø 57 - Halter
2.4	115	12/97→01/05	←	☐; 4B-2-031501→; +PR 1LB;1LE			24.3571-8522.5	240496 ATE Ø 57 - Halter
2.4	120	12/97→01/05	←	☐; → 4B-2-031500; +PR 1LB;1LE			24.3571-8522.5	240496 ATE Ø 57 - Halter
2.4	121	12/97→01/05	←	☐; → 4B-2-031500; +PR 1LB;1LE			24.3571-8522.5	240496 ATE Ø 57 - Halter
2.4	125	08/01→01/05	←	☐; → 4B-2-031500; +PR 1LB;1LE			24.3571-8522.5	240496 ATE Ø 57 - Halter
2.5 TDI	110	12/97→01/05	➔	☐			24.3384-1731.5	240818 TRW Ø 38 - Halter
2.5 TDI	114	08/01→01/05	➔	☐			24.3384-1732.5	240819 TRW Ø 38 - Halter
2.5 TDI	120	07/02→01/05	➔	☐				
2.5 TDI	132	02/00→01/05	➔	☐				
2.8	132	12/97→05/00	➔	☐				
2.8	140	07/99→01/05	➔	☐				
2.8	142	12/97→01/05	➔	☐				
1.8 T quattro	110	12/97→01/05	←	☐; 4B-2-031501→; +PR 1LF;1LT			11.9571-9835.2	220427 ATE Ø 57 - Halter
1.8 T quattro	132	12/97→01/05	←	☐; → 4B-2-031500; +PR 1LF;1LT			11.9571-9835.2	220427 ATE Ø 57 - Halter
2.4 quattro	115	08/98→05/01	←	☐; → 4B-2-031500; +PR 1LF;1LT			11.9571-9835.2	220427 ATE Ø 57 - Halter
2.4 quattro	120	12/97→01/05	←	☐; 4B-2-031501→; +PR 1LF;1LT			11.9571-9836.2	220428 ATE Ø 57 - Halter
2.4 quattro	121	12/97→01/05	←	☐; 4B-2-031501→; +PR 1LF;1LT			11.9571-9836.2	220428 ATE Ø 57 - Halter
2.4 quattro	125	08/01→01/05	←	☐; → 4B-2-031500; +PR 1LF;1LT			11.9571-9836.2	220428 ATE Ø 57 - Halter
2.5 TDI quattro	110	12/97→01/05	←	☐; 4B-2-031501→; +PR 1LB;1LE			24.3571-8521.5	240495 ATE Ø 57 - Halter
2.5 TDI quattro	132	02/00→01/05	←	☐; 4B-2-031501→; +PR 1LB;1LE			24.3571-8521.5	240495 ATE Ø 57 - Halter
2.8 quattro	142	12/97→01/05	←	☐; → 4B-2-031500; +PR 1LB;1LE			24.3571-8521.5	240495 ATE Ø 57 - Halter
			←	☐; 4B-2-031501→; +PR 1LB;1LE			24.3571-8522.5	240496 ATE Ø 57 - Halter
			←	☐; → 4B-2-031500; +PR 1LB;1LE			24.3571-8522.5	240496 ATE Ø 57 - Halter
			➔	☐			24.3384-1733.5	240820 TRW Ø 38 - Halter
			➔	☐			24.3384-1734.7	220546 TRW Ø 38 - Halter
2.7 T	169	02/99→01/05	➔	☐			24.3384-1731.5	240818 TRW Ø 38 - Halter
			➔	☐			24.3384-1732.5	240819 TRW Ø 38 - Halter
2.7 T quattro	169	12/97→01/05	➔	☐			24.3384-1733.5	240820 TRW Ø 38 - Halter
2.7 T quattro	184	08/01→01/05	➔	☐			24.3384-1734.7	220546 TRW Ø 38 - Halter
3.0	160	06/01→01/05	←	☐			11.9606-9965.2	220817 ATE Ø 60 - Halter
3.0	162	08/01→01/05	←	☐			11.9606-9966.2	220818 ATE Ø 60 - Halter
			➔	☐			24.3384-1731.5	240818 TRW Ø 38 - Halter
			➔	☐			24.3384-1732.5	240819 TRW Ø 38 - Halter
3.0 quattro	160	06/01→01/05	←	☐			11.9606-9965.2	220817 ATE Ø 60 - Halter
3.0 quattro	162	08/01→01/05	←	☐			11.9606-9966.2	220818 ATE Ø 60 - Halter
			➔	☐			24.3384-1733.5	240820 TRW Ø 38 - Halter
			➔	☐			24.3384-1734.7	220546 TRW Ø 38 - Halter
4.2 quattro	220	11/98→01/05	➔	☐			24.3437-1701.7	220761 TRW Ø 43 - Halter
S6 quattro	250	09/99→01/05	➔	☐			24.3437-1702.7	220762 TRW Ø 43 - Halter
<b>Halter, Bremssattel</b>								
1.8	85	02/98→01/05	←	→ 4B-2-031500; +PR 1LF;1LT	2		11.0230-0451.1	260130 ATE
1.8	92	12/97→01/05	←	4B-2-031501→; +PR 1LB;1LE			11.0230-0560.1	260125 ATE
1.8 T	110	12/97→01/05	←	4B-2-031501→; +PR 1LF;1LT			11.0230-0569.1	260126 ATE
1.8 T quattro	132	04/99→01/05	←	4B-2-031501→; +PR 1LF;1LT			11.0230-0569.1	260126 ATE
1.8 T quattro	110	12/97→01/05	←	→ 4B-2-031500; +PR 1LB;1LE	2		11.8170-0306.1	260102 ATE
1.8 T quattro	132	12/97→01/05	←	→ 4B-2-031500; +PR 1LB;1LE				
1.9 TDI	81	02/98→04/01	←					
1.9 TDI	85	07/00→01/05	←					
1.9 TDI	96	08/01→01/05	←					
2.0	96	08/01→01/05	←					
2.4	100	07/98→01/05	←					
2.4	115	12/97→01/05	←					
2.4	120	12/97→01/05	←					
2.4	121	12/97→01/05	←					
2.4	125	08/01→01/05	←					
2.4 quattro	115	08/98→05/01	←					
2.4 quattro	120	12/97→01/05	←					
↓								

	kW			 	! #		
<b>AUDI - A6 Avant (4B5, C5) 11/97→01/05</b>							
<b>Halter, Bremssattel</b>							
2.4 quattro	121	12/97→01/05	←	→ 4B-2-031500; +PR 1LF;1LT	2	11.0230-0451.1 260130	ATE
2.4 quattro	125	08/01→01/05	←				
2.5 TDI	110	12/97→01/05	←	4B-2-031501→; +PR 1LB;1LE		11.0230-0560.1 260125	ATE
2.5 TDI	114	08/01→01/05	←	4B-2-031501→; +PR 1LF;1LT		11.0230-0569.1 260126	ATE
2.5 TDI	120	07/02→01/05	←				
2.5 TDI	132	02/00→01/05	←	→ 4B-2-031500; +PR 1LB;1LE	2	11.8170-0306.1 260102	ATE
2.5 TDI quattro	110	12/97→01/05					
2.5 TDI quattro	132	02/00→01/05					
2.8	132	12/97→05/00					
2.8	140	07/99→01/05					
2.8	142	12/97→01/05					
2.8 quattro	142	12/97→01/05					
3.0	160	06/01→01/05	←			11.0230-0630.1 260127	ATE
3.0	162	08/01→01/05					
3.0 quattro	160	06/01→01/05					
3.0 quattro	162	08/01→01/05					
<b>Feder, Bremssattel</b>							
1.8	85	02/98→01/05	←	→ 4B-2-031500; +PR 1LF;1LT	2	11.8116-0143.1 390513	ATE
1.8	92	12/97→01/05	←				
1.8 T	110	12/97→01/05	←	4B-2-031501→; +PR 1LF;1LT	2	11.8116-0143.1 390513	ATE
1.8 T	132	04/99→01/05	←	→ 4B-2-031500; +PR 1LB;1LE	2	11.8116-0143.1 390513	ATE
1.8 T quattro	110	12/97→01/05	←				
1.8 T quattro	132	12/97→01/05	←	4B-2-031501→; +PR 1LB;1LE	2	11.8116-0143.1 390513	ATE
1.9 TDI	81	02/98→04/01					
1.9 TDI	85	07/00→01/05					
1.9 TDI	96	08/01→01/05					
2.0	96	08/01→01/05					
2.4	100	07/98→01/05					
2.4	115	12/97→01/05					
2.4	120	12/97→01/05					
2.4	121	12/97→01/05					
2.4	125	08/01→01/05					
2.4 quattro	115	08/98→05/01					
2.4 quattro	120	12/97→01/05					
2.4 quattro	121	12/97→01/05					
2.4 quattro	125	08/01→01/05					
2.5 TDI	110	12/97→01/05					
2.5 TDI	114	08/01→01/05					
2.5 TDI	120	07/02→01/05					
2.5 TDI	132	02/00→01/05					
2.5 TDI quattro	110	12/97→01/05					
2.5 TDI quattro	132	02/00→01/05					
2.8	132	12/97→05/00					
2.8	140	07/99→01/05					
2.8	142	12/97→01/05					
2.8 quattro	142	12/97→01/05					
3.0	160	06/01→01/05	←		2	11.8116-0299.1 390446	ATE
3.0	162	08/01→01/05					
3.0 quattro	160	06/01→01/05					
3.0 quattro	162	08/01→01/05					
<b>Führungshülsensatz, Bremssattel</b>							
1.8	85	02/98→01/05	←	→ 4B-2-031500; +PR 1LF;1LT		11.0101-5409.2 260035	ATE
1.8	92	12/97→01/05	←				
1.8 T	110	12/97→01/05	←	4B-2-031501→; +PR 1LF;1LT		11.0101-5409.2 260035	ATE
1.8 T	132	04/99→01/05	←	→ 4B-2-031500; +PR 1LB;1LE		11.0101-5409.2 260035	ATE
1.8 T quattro	110	12/97→01/05	←				
1.8 T quattro	132	12/97→01/05	←	4B-2-031501→; +PR 1LB;1LE		11.0101-5409.2 260035	ATE
1.9 TDI	81	02/98→04/01					
1.9 TDI	85	07/00→01/05					
1.9 TDI	96	08/01→01/05					
2.0	96	08/01→01/05					
2.4	100	07/98→01/05					
2.4	115	12/97→01/05					
2.4	120	12/97→01/05					
2.4	121	12/97→01/05					
2.4	125	08/01→01/05					
2.4 quattro	115	08/98→05/01					
2.4 quattro	120	12/97→01/05					
2.4 quattro	121	12/97→01/05					
2.4 quattro	125	08/01→01/05					
2.5 TDI	110	12/97→01/05					
2.5 TDI	114	08/01→01/05					
2.5 TDI	120	07/02→01/05					
2.5 TDI	132	02/00→01/05					
2.5 TDI quattro	110	12/97→01/05					
2.5 TDI quattro	132	02/00→01/05					
2.8	132	12/97→05/00					
2.8	140	07/99→01/05					
2.8	142	12/97→01/05					
2.8 quattro	142	12/97→01/05					
↓							

	kW			 	! #		
<b>AUDI - A6 Avant (4B5, C5) 11/97→01/05</b>							
<b>Führungshülzensatz, Bremsattel</b>							
3.0	160	06/01→01/05	←			11.0101-5409.2 260035	ATE
3.0	162	08/01→01/05					
3.0 quattro	160	06/01→01/05					
3.0 quattro	162	08/01→01/05					
<b>Führungsbolzen, Bremsattel</b>							
1.8	85	02/98→01/05		4B-2-031501→; +PR 1LB;1LE		11.8171-0008.1 990049	ATE
1.8	92	12/97→01/05		4B-2-031501→; +PR 1LF;1LT		11.8171-0008.1 990049	ATE
1.8 T	110	12/97→01/05					
1.8 T	132	04/99→01/05	←	→ 4B-2-031500; +PR 1LF;1LT		11.8171-0008.1 990049	ATE
1.8 T quattro	110	12/97→01/05	←	→ 4B-2-031500; +PR 1LB;1LE		11.8171-0008.1 990049	ATE
1.8 T quattro	132	12/97→01/05					
1.9 TDI	81	02/98→04/01					
1.9 TDI	85	07/00→01/05					
1.9 TDI	96	08/01→01/05					
2.0	96	08/01→01/05					
2.4	100	07/98→01/05					
2.4	115	12/97→01/05					
2.4	120	12/97→01/05					
2.4	121	12/97→01/05					
2.4	125	08/01→01/05					
2.4 quattro	115	08/98→05/01					
2.4 quattro	120	12/97→01/05					
2.4 quattro	121	12/97→01/05					
2.4 quattro	125	08/01→01/05					
2.5 TDI	110	12/97→01/05					
2.5 TDI	114	08/01→01/05					
2.5 TDI	120	07/02→01/05					
2.5 TDI	132	02/00→01/05					
2.5 TDI quattro	110	12/97→01/05					
2.5 TDI quattro	132	02/00→01/05					
2.8	132	12/97→05/00					
2.8	140	07/99→01/05					
2.8	142	12/97→01/05					
2.8 quattro	142	12/97→01/05					
3.0	160	06/01→01/05				11.8171-0008.1 990049	ATE
3.0	162	08/01→01/05					
3.0 quattro	160	06/01→01/05					
3.0 quattro	162	08/01→01/05					
<b>Dichtungssatz, Bremsattel</b>							
1.8	85	02/98→01/05	←	4B-2-031501→; +PR 1LF;1LT		11.0441-5704.2 250034	ATE
1.8	92	12/97→01/05	←	→ 4B-2-031500; +PR 1LF;1LT		11.0441-5704.2 250034	ATE
1.8 T	110	12/97→01/05	←				
1.8 T	132	04/99→01/05	←	4B-2-031501→; +PR 1LB;1LE		11.0441-5704.2 250034	ATE
1.8 T quattro	110	12/97→01/05	←	→ 4B-2-031500; +PR 1LB;1LE		11.0441-5704.2 250034	ATE
1.8 T quattro	132	12/97→01/05					
1.9 TDI	81	02/98→04/01					
1.9 TDI	85	07/00→01/05					
1.9 TDI	96	08/01→01/05					
2.0	96	08/01→01/05					
2.4	100	07/98→01/05					
2.4	115	12/97→01/05					
2.4	120	12/97→01/05					
2.4	121	12/97→01/05					
2.4	125	08/01→01/05					
2.4 quattro	115	08/98→05/01					
2.4 quattro	120	12/97→01/05					
2.4 quattro	121	12/97→01/05					
2.4 quattro	125	08/01→01/05					
2.5 TDI	110	12/97→01/05					
2.5 TDI	114	08/01→01/05					
2.5 TDI	120	07/02→01/05					
2.5 TDI	132	02/00→01/05					
2.5 TDI quattro	110	12/97→01/05					
2.5 TDI quattro	132	02/00→01/05					
2.8	132	12/97→05/00					
2.8	140	07/99→01/05					
2.8	142	12/97→01/05					
2.8 quattro	142	12/97→01/05					
3.0	160	06/01→01/05	←			11.0441-6008.2 250038	ATE für Kolben-Ø [mm]: 60
3.0	162	08/01→01/05					
3.0 quattro	160	06/01→01/05					
3.0 quattro	162	08/01→01/05					
<b>Bremsschlauch</b>							
1.8	85	02/98→01/05	←		2	83.7813-0295.3 330799	L= 295
1.8	92	12/97→01/05	→	☐ / am Bremsattel		24.1253-0030.3 331126	L= 184 mit Rohrleitung
1.8 T	110	12/97→01/05	→				
1.8 T	132	04/99→01/05	→	☐ / am Bremsattel		24.1253-0040.3 331127	L= 190 mit Rohrleitung
1.9 TDI	81	02/98→04/01					
1.9 TDI	85	07/00→01/05	→		2	83.6212-0170.3 330625	L= 170
↓							



**AUDI - A6 Avant (4B5, C5) 11/97→01/05**

**Bremsschlauch**








1.9 TDI	96	08/01→01/05	←		2	83.7813-0295.3	330799	L= 295
2.0	96	08/01→01/05	→	☐ / am Bremssattel		24.1253-0030.3	331126	L= 184 mit Rohrleitung
2.4	100	07/98→01/05	→	☐ / am Bremssattel		24.1253-0040.3	331127	L= 190 mit Rohrleitung
2.4	115	12/97→01/05	→					
2.4	120	12/97→01/05	→					
2.4	121	12/97→01/05	→		2	83.6212-0170.3	330625	L= 170
2.4	125	08/01→01/05						
2.5 TDI	110	12/97→01/05						
2.5 TDI	114	08/01→01/05						
2.5 TDI	120	07/02→01/05						
2.5 TDI	132	02/00→01/05						
2.7 T	169	02/99→01/05						
2.8	132	12/97→05/00						
2.8	140	07/99→01/05						
2.8	142	12/97→01/05						
3.0	160	06/01→01/05						
3.0	162	08/01→01/05						
1.8 T quattro	110	12/97→01/05	←		2	83.7813-0295.3	330799	L= 295
1.8 T quattro	132	12/97→01/05	→					
2.4 quattro	115	08/98→05/01	→		2	24.5243-0310.3	330755	L= 310
2.4 quattro	120	12/97→01/05						
2.4 quattro	121	12/97→01/05						
2.4 quattro	125	08/01→01/05						
2.5 TDI quattro	110	12/97→01/05						
2.5 TDI quattro	132	02/00→01/05						
2.7 T quattro	169	12/97→01/05						
2.7 T quattro	184	08/01→01/05						
2.8 quattro	142	12/97→01/05						
3.0 quattro	160	06/01→01/05						
3.0 quattro	162	08/01→01/05						
4.2 quattro	220	11/98→01/05						
S6 quattro	250	09/99→01/05						
RS6 plus quattro	353	04/04→01/05	←		2	83.6169-0418.3	330894	L= 422
RS6 quattro	331	07/02→01/05						








**AUDI - A6 Avant (4F5, C6) 03/05→08/11**

**Bremssattel**

2.0 TDI	89	09/05→06/06	←	☐; +PR 1LT		11.9571-9835.2	220427	ATE Ø 57 - Halter
2.0 TDI	100	06/05→08/11	←	☐; +PR 1LT		11.9571-9836.2	220428	ATE Ø 57 - Halter
2.0 TDI	103	06/05→10/08	←	☐; +PR 1LT		11.9571-9836.2	220428	ATE Ø 57 - Halter
2.0 TFSI	125	06/05→08/11	←	☐; +PR 1LG;1LD		11.9606-9953.2	220587	ATE Ø 60 - Halter
2.4	130	03/05→10/08	←	☐; +PR 1LG;1LD		11.9606-9954.2	220588	ATE Ø 60 - Halter
2.4 quattro	130	03/05→10/08	←	☐; +PR 1LG;1LD		11.9606-9954.2	220588	ATE Ø 60 - Halter
2.7 TDI	120	03/05→08/11	←	☐; +PR 1ZL;1LH		11.9606-9961.2	220655	ATE Ø 60 - Halter
2.7 TDI	132	03/05→10/08	←	☐; +PR 1ZL;1LH		11.9606-9961.2	220655	ATE Ø 60 - Halter
2.7 TDI quattro	120	06/05→08/11	←	☐; +PR 1ZL;1LH		11.9606-9962.2	220656	ATE Ø 60 - Halter
2.7 TDI quattro	132	03/05→10/08	←	☐; +PR 1ZL;1LH		11.9606-9962.2	220656	ATE Ø 60 - Halter
2.8 FSI	154	11/06→10/08	→	☐; +PR 1KD;2ED; → 4F-7-016200		24.6241-1701.7	220821	TRW Ø 41 + EMot / - Halter + FSB
2.8 FSI quattro	154	06/07→10/08	→	☐; +PR 1KD;2ED; → 4F-7-016200		24.6241-1702.7	220822	TRW Ø 41 + EMot / - Halter + FSB
3.0	160	03/05→05/06	→	☐; +PR 1KD;2ED; → 4F-7-016200		24.6241-1702.7	220822	TRW Ø 41 + EMot / - Halter + FSB
3.0 quattro	160	03/05→05/06	→	☐; +PR 1KD;2ED; → 4F-7-016200		24.6241-1702.7	220822	TRW Ø 41 + EMot / - Halter + FSB
3.0 TDI quattro	155	03/05→08/11	→	☐; 4F-7-016201→; +PR 1KD,2ED,1KQ		24.6241-1707.7	220943	TRW Ø 41 + EMot / - Halter + FSB
3.0 TDI quattro	165	03/05→05/06	→	☐; 4F-7-016201→; +PR 1KD,2ED,1KQ		24.6241-1707.7	220943	TRW Ø 41 + EMot / - Halter + FSB
3.0 TDI quattro	171	06/06→10/08	→	☐; 4F-7-016201→; +PR 1KD,2ED,1KQ		24.6241-1708.7	220944	TRW Ø 41 + EMot / - Halter + FSB
3.2 FSI	188	03/05→10/08	→	☐; 4F-7-016201→; +PR 1KD,2ED,1KQ		24.6241-1708.7	220944	TRW Ø 41 + EMot / - Halter + FSB
3.2 FSI quattro	188	03/05→10/08	→	☐; 4F-7-016201→; +PR 1KD,2ED,1KQ		24.6241-1708.7	220944	TRW Ø 41 + EMot / - Halter + FSB
4.2 FSI quattro	257	06/06→08/11	→	☐; +PR 1KW;2EE; → 4F-7-016200		24.6243-1701.7	220823	TRW Ø 43 + EMot / - Halter + FSB
4.2 quattro	246	03/05→05/06	→	☐; +PR 1KW;2EE; → 4F-7-016200		24.6243-1702.7	220824	TRW Ø 43 + EMot / - Halter + FSB
			→	☐; 4F-7-016201→; +PR 1KW;2EE		24.6243-1709.7	221023	TRW Ø 43 + EMot / - Halter + FSB
			→	☐; 4F-7-016201→; +PR 1KW;2EE		24.6243-1710.7	221024	TRW Ø 43 + EMot / - Halter + FSB
2.0 TDI	120	04/09→08/11	←	☐; +PR 1LT		11.9571-9835.2	220427	ATE Ø 57 - Halter
2.0 TDI	125	10/08→08/11	←	☐; +PR 1LT		11.9571-9836.2	220428	ATE Ø 57 - Halter
2.7 TDI	140	10/08→08/11	←	☐; +PR 1LT		11.9571-9836.2	220428	ATE Ø 57 - Halter
2.7 TDI quattro	140	10/08→08/11	←	☐; +PR 1LG		11.9606-9953.2	220587	ATE Ø 60 - Halter
2.8 FSI	140	10/08→08/11	←	☐; +PR 1LG		11.9606-9954.2	220588	ATE Ø 60 - Halter
2.8 FSI	162	10/08→08/11	←	☐; +PR 1LG		11.9606-9954.2	220588	ATE Ø 60 - Halter
2.8 FSI quattro	140	10/08→08/11	←	☐; +PR 1ZL		11.9606-9961.2	220655	ATE Ø 60 - Halter
2.8 FSI quattro	162	10/08→08/11	←	☐; +PR 1ZL		11.9606-9961.2	220655	ATE Ø 60 - Halter
3.0 TDI quattro	176	10/08→08/11	←	☐; +PR 1ZL		11.9606-9962.2	220656	ATE Ø 60 - Halter
3.0 TFSI quattro	213	10/08→08/11	→	☐; +PR 1KD,1KQ		24.6241-1707.7	220943	TRW Ø 41 + EMot / - Halter + FSB
3.0 TFSI quattro	220	10/08→08/11	→	☐; +PR 1KD,1KQ		24.6241-1708.7	220944	TRW Ø 41 + EMot / - Halter + FSB
			→	☐; +PR 1KW		24.6243-1709.7	221023	TRW Ø 43 + EMot / - Halter + FSB



	kW			 	! #			
<b>AUDI - A6 Avant (4F5, C6) 03/05→08/11</b>								
<b>Bremssattel</b>								
2.0 TDI	120	04/09→08/11	➔	☐; +PR 1KW		24.6243-1710.7	221024	TRW Ø 43 + EMot / - Halter + FSB
2.0 TDI	125	10/08→08/11						
2.7 TDI	140	10/08→08/11						
2.7 TDI quattro	140	10/08→08/11						
2.8 FSI	140	10/08→08/11						
2.8 FSI	162	10/08→08/11						
2.8 FSI quattro	140	10/08→08/11						
2.8 FSI quattro	162	10/08→08/11						
3.0 TDI quattro	176	10/08→08/11						
3.0 TFSI quattro	213	10/08→08/11						
3.0 TFSI quattro	220	10/08→08/11						
<b>Halter, Bremssattel</b>								
2.0 TDI	89	09/05→06/06	➔	+PR 1LT		11.0230-0569.1	260126	ATE
2.0 TDI	100	06/05→08/11						
2.0 TDI	103	06/05→10/08						
2.0 TDI	120	04/09→08/11						
2.0 TDI	125	10/08→08/11						
2.0 TFSI	125	06/05→08/11						
2.4	130	03/05→10/08						
2.4 quattro	130	03/05→10/08						
2.7 TDI	120	03/05→08/11						
2.7 TDI	132	03/05→10/08						
2.7 TDI	140	10/08→08/11						
2.7 TDI quattro	120	06/05→08/11						
2.7 TDI quattro	132	03/05→10/08						
2.7 TDI quattro	140	10/08→08/11						
2.8 FSI	140	10/08→08/11						
2.8 FSI	154	11/06→10/08						
2.8 FSI	162	10/08→08/11						
2.8 FSI quattro	140	10/08→08/11						
2.8 FSI quattro	154	06/07→10/08						
2.8 FSI quattro	162	10/08→08/11						
3.0	160	03/05→05/06						
3.0 quattro	160	03/05→05/06						
3.0 TDI quattro	155	03/05→08/11						
3.0 TDI quattro	165	03/05→05/06						
3.0 TDI quattro	171	06/06→10/08						
3.0 TDI quattro	176	10/08→08/11						
3.0 TFSI quattro	213	10/08→08/11						
3.0 TFSI quattro	220	10/08→08/11						
3.2 FSI	188	03/05→10/08						
3.2 FSI quattro	188	03/05→10/08						
4.2 FSI quattro	257	06/06→08/11						
4.2 quattro	246	03/05→05/06						
<b>Feder, Bremssattel</b>								
2.0 TDI	89	09/05→06/06	➔	+PR 1LG;1LD	2	11.8116-0347.2	390535	ATE
2.0 TDI	100	06/05→08/11	➔	+PR 1LT	2	11.8116-0347.2	390535	ATE
2.0 TDI	103	06/05→10/08	➔	+PR 1LT	2	11.8116-0347.2	390535	ATE
2.0 TFSI	125	06/05→08/11	➔	+PR 1ZL;1LH	2	11.8116-0410.2	390589	ATE
2.4	130	03/05→10/08						
2.4 quattro	130	03/05→10/08						
2.7 TDI	120	03/05→08/11						
2.7 TDI	132	03/05→10/08						
2.7 TDI quattro	120	06/05→08/11						
2.7 TDI quattro	132	03/05→10/08						
2.8 FSI	154	11/06→10/08						
2.8 FSI quattro	154	06/07→10/08						
3.0	160	03/05→05/06						
3.0 quattro	160	03/05→05/06						
3.0 TDI quattro	155	03/05→08/11						
3.0 TDI quattro	165	03/05→05/06						
3.0 TDI quattro	171	06/06→10/08						
3.2 FSI	188	03/05→10/08						
3.2 FSI quattro	188	03/05→10/08						
4.2 FSI quattro	257	06/06→08/11						
4.2 quattro	246	03/05→05/06						
2.0 TDI	120	04/09→08/11	➔	+PR 1LG	2	11.8116-0347.2	390535	ATE
2.0 TDI	125	10/08→08/11	➔	+PR 1LT	2	11.8116-0347.2	390535	ATE
2.7 TDI	140	10/08→08/11	➔	+PR 1LT	2	11.8116-0347.2	390535	ATE
2.7 TDI quattro	140	10/08→08/11	➔	+PR 1ZL	2	11.8116-0410.2	390589	ATE
2.8 FSI	140	10/08→08/11	➔	+PR 1ZL	2	11.8116-0410.2	390589	ATE
2.8 FSI	162	10/08→08/11						
2.8 FSI quattro	140	10/08→08/11						
2.8 FSI quattro	162	10/08→08/11						
3.0 TDI quattro	176	10/08→08/11						
3.0 TFSI quattro	213	10/08→08/11						
3.0 TFSI quattro	220	10/08→08/11						
<b>Führungshülzensatz, Bremssattel</b>								
2.0 TDI	89	09/05→06/06	➔	+PR 1LG;1LD		11.0101-5409.2	260035	ATE
↓								

	kw			 	! #		
<b>AUDI - A6 Avant (4F5, C6) 03/05→08/11</b>							
<b>Führungshülzensatz, Bremsattel</b>							
2.0 TDI	100	06/05→08/11	←	+PR 1ZL;1LH		11.0101-5409.2 260035	ATE
2.0 TDI	103	06/05→10/08	←	+PR 1LT		11.0101-5409.2 260035	ATE
2.0 TFSI	125	06/05→08/11					
2.4	130	03/05→10/08					
2.4 quattro	130	03/05→10/08					
2.7 TDI	120	03/05→08/11					
2.7 TDI	132	03/05→10/08					
2.7 TDI quattro	120	06/05→08/11					
2.7 TDI quattro	132	03/05→10/08					
2.8 FSI	154	11/06→10/08					
2.8 FSI quattro	154	06/07→10/08					
3.0	160	03/05→05/06					
3.0 quattro	160	03/05→05/06					
3.0 TDI quattro	155	03/05→08/11					
3.0 TDI quattro	165	03/05→05/06					
3.0 TDI quattro	171	06/06→10/08					
3.2 FSI	188	03/05→10/08					
3.2 FSI quattro	188	03/05→10/08					
4.2 FSI quattro	257	06/06→08/11					
4.2 quattro	246	03/05→05/06					
2.0 TDI	120	04/09→08/11	←	+PR 1LG		11.0101-5409.2 260035	ATE
2.0 TDI	125	10/08→08/11	←	+PR 1ZL		11.0101-5409.2 260035	ATE
2.7 TDI	140	10/08→08/11	←	+PR 1LT		11.0101-5409.2 260035	ATE
2.7 TDI quattro	140	10/08→08/11	←	+PR 1LT		11.0101-5409.2 260035	ATE
2.8 FSI	140	10/08→08/11					
2.8 FSI	162	10/08→08/11					
2.8 FSI quattro	140	10/08→08/11					
2.8 FSI quattro	162	10/08→08/11					
3.0 TDI quattro	176	10/08→08/11					
3.0 TFSI quattro	213	10/08→08/11					
3.0 TFSI quattro	220	10/08→08/11					
<b>Führungsbolzen, Bremsattel</b>							
2.0 TDI	89	09/05→06/06		+PR 1ZL;1LH		11.8171-0008.1 990049	ATE
2.0 TDI	100	06/05→08/11		+PR 1LG;1LD		11.8171-0008.1 990049	ATE
2.0 TDI	103	06/05→10/08					
2.0 TFSI	125	06/05→08/11		+PR 1LT		11.8171-0008.1 990049	ATE
2.4	130	03/05→10/08					
2.4 quattro	130	03/05→10/08					
2.7 TDI	120	03/05→08/11					
2.7 TDI	132	03/05→10/08					
2.7 TDI quattro	120	06/05→08/11					
2.7 TDI quattro	132	03/05→10/08					
2.8 FSI	154	11/06→10/08					
2.8 FSI quattro	154	06/07→10/08					
3.0	160	03/05→05/06					
3.0 quattro	160	03/05→05/06					
3.0 TDI quattro	155	03/05→08/11					
3.0 TDI quattro	165	03/05→05/06					
3.0 TDI quattro	171	06/06→10/08					
3.2 FSI	188	03/05→10/08					
3.2 FSI quattro	188	03/05→10/08					
4.2 FSI quattro	257	06/06→08/11					
4.2 quattro	246	03/05→05/06					
2.0 TDI	120	04/09→08/11		+PR 1ZL		11.8171-0008.1 990049	ATE
2.0 TDI	125	10/08→08/11		+PR 1LT		11.8171-0008.1 990049	ATE
2.7 TDI	140	10/08→08/11		+PR 1LT		11.8171-0008.1 990049	ATE
2.7 TDI quattro	140	10/08→08/11		+PR 1LG		11.8171-0008.1 990049	ATE
2.8 FSI	140	10/08→08/11					
2.8 FSI	162	10/08→08/11					
2.8 FSI quattro	140	10/08→08/11					
2.8 FSI quattro	162	10/08→08/11					
3.0 TDI quattro	176	10/08→08/11					
3.0 TFSI quattro	213	10/08→08/11					
3.0 TFSI quattro	220	10/08→08/11					
S6 quattro	320	03/06→08/11	←			11.8171-0067.1 250153	ATE
<b>Dichtungssatz, Bremsattel</b>							
2.0 TDI	89	09/05→06/06	←	+PR 1LT		11.0441-5704.2 250034	ATE
2.0 TDI	100	06/05→08/11	←	+PR 1LT			
2.0 TDI	103	06/05→10/08	←	+PR 1LG;1LD		11.0441-6008.2 250038	ATE für Kolben-Ø [mm]: 60
2.0 TFSI	125	06/05→08/11	←	+PR 1ZL;1LH		11.0441-6008.2 250038	ATE für Kolben-Ø [mm]: 60
2.4	130	03/05→10/08					
2.4 quattro	130	03/05→10/08					
2.7 TDI	120	03/05→08/11					
2.7 TDI	132	03/05→10/08					
2.7 TDI quattro	120	06/05→08/11					
2.7 TDI quattro	132	03/05→10/08					
2.8 FSI	154	11/06→10/08					
2.8 FSI quattro	154	06/07→10/08					
3.0	160	03/05→05/06					
3.0 quattro	160	03/05→05/06					
↓							

**AUDI - A6 Avant (4F5, C6) 03/05→08/11**

**Dichtungssatz, Bremsattel**

3.0 TDI quattro	155	03/05→08/11	←	+PR 1LT	11.0441-5704.2	250034	ATE
3.0 TDI quattro	165	03/05→05/06	←	+PR 1LG;1LD	11.0441-6008.2	250038	ATE für Kolben-Ø [mm]: 60
3.0 TDI quattro	171	06/06→10/08	←				
3.2 FSI	188	03/05→10/08	←	+PR 1ZL;1LH	11.0441-6008.2	250038	ATE für Kolben-Ø [mm]: 60
3.2 FSI quattro	188	03/05→10/08	←				
4.2 FSI quattro	257	06/06→08/11					
4.2 quattro	246	03/05→05/06					
2.0 TDI	120	04/09→08/11	←	+PR 1LT	11.0441-5704.2	250034	ATE
2.0 TDI	125	10/08→08/11	←	+PR 1LG	11.0441-6008.2	250038	ATE für Kolben-Ø [mm]: 60
2.7 TDI	140	10/08→08/11	←				
2.7 TDI quattro	140	10/08→08/11	←	+PR 1ZL	11.0441-6008.2	250038	ATE für Kolben-Ø [mm]: 60
2.8 FSI	140	10/08→08/11					
2.8 FSI	162	10/08→08/11					
2.8 FSI quattro	140	10/08→08/11					
2.8 FSI quattro	162	10/08→08/11					
3.0 TDI quattro	176	10/08→08/11					
3.0 TFSI quattro	213	10/08→08/11					
3.0 TFSI quattro	220	10/08→08/11					








**Bremsschlauch**

2.0 TDI	89	09/05→06/06	←		2	83.7813-0315.3	330870	L= 315
2.0 TDI	100	06/05→08/11	→		2	24.5125-0323.3	330911	L= 323
2.0 TDI	103	06/05→10/08	→					
2.0 TDI	120	04/09→08/11						
2.0 TDI	125	10/08→08/11						
2.0 TFSI	125	06/05→08/11						
2.4	130	03/05→10/08						
2.4 quattro	130	03/05→10/08						
2.7 TDI	120	03/05→08/11						
2.7 TDI	132	03/05→10/08						
2.7 TDI	140	10/08→08/11						
2.7 TDI quattro	120	06/05→08/11						
2.7 TDI quattro	132	03/05→10/08						
2.7 TDI quattro	140	10/08→08/11						
2.8 FSI	140	10/08→08/11						
2.8 FSI	154	11/06→10/08						
2.8 FSI	162	10/08→08/11						
2.8 FSI quattro	140	10/08→08/11						
2.8 FSI quattro	154	06/07→10/08						
2.8 FSI quattro	162	10/08→08/11						
3.0	160	03/05→05/06						
3.0 quattro	160	03/05→05/06						
3.0 TDI quattro	155	03/05→08/11						
3.0 TDI quattro	165	03/05→05/06						
3.0 TDI quattro	171	06/06→10/08						
3.0 TDI quattro	176	10/08→08/11						
3.0 TFSI quattro	213	10/08→08/11						
3.0 TFSI quattro	220	10/08→08/11						
3.2 FSI	188	03/05→10/08						
3.2 FSI quattro	188	03/05→10/08						
4.2 FSI quattro	257	06/06→08/11						
4.2 quattro	246	03/05→05/06						
S6 quattro	320	03/06→08/11						

**AUDI - A6 Avant (4G5, C7, 4GD) 05/11→**

**Bremssattel**

1.8 TFSI	140	09/14→	←	☐; +PR 1LL	11.9426-9905.2	220985	ATE Ø 42 - Halter
2.0 TDI	100	01/12→	←	☐; +PR 1ZK	11.9426-9905.2	220985	ATE Ø 42 - Halter
2.0 TDI	110	09/14→	←				
2.0 TDI	140	11/13→	←	☐; +PR 1LF	11.9426-9905.2	220985	ATE Ø 42 - Halter
2.0 TDI quattro	140	04/15→	←				
2.0 TFSI	132	06/11→	←	☐; +PR 1LL	11.9426-9906.2	220986	ATE Ø 42 - Halter
2.0 TFSI	185	09/14→	←	☐; +PR 1ZK	11.9426-9906.2	220986	ATE Ø 42 - Halter
2.0 TFSI quattro	183	05/15→	←	☐; +PR 1ZK	11.9426-9906.2	220986	ATE Ø 42 - Halter
2.0 TFSI quattro	185	05/15→	←	☐; +PR 1LF	11.9426-9906.2	220986	ATE Ø 42 - Halter
2.8 FSI quattro	162	09/14→	←	☐; +PR 1LA	24.3601-1731.5	240804	TRW Ø 60 - Halter
3.0 TDI	155	09/14→	←				
3.0 TDI	160	09/14→	←	☐; +PR 1LA	24.3601-1732.5	240805	TRW Ø 60 - Halter
3.0 TDI quattro	155	09/14→	←				
3.0 TDI quattro	160	09/14→	→	☐; +PR 1KW	24.6243-1715.5	240741	TRW Ø 43 + EMot / - Halter + FSB
3.0 TDI quattro	200	09/14→	→				
3.0 TDI quattro	235	09/14→	→	☐; +PR 1KW	24.6243-1716.5	240742	TRW Ø 43 + EMot / - Halter + FSB
3.0 TDI quattro	240	09/14→	→				
3.0 TFSI quattro	228	11/11→	→	☐; +PR 2EA,2EE	24.6243-1723.5	240798	TRW Ø 43 + EMot / - Halter + FSB
3.0 TFSI quattro	245	09/14→	→				
S6 quattro	331	10/14→	→	☐; +PR 2EA,2EE	24.6243-1724.5	240799	TRW Ø 43 + EMot / - Halter + FSB
2.0 TDI	120	05/11→	←	☐; 09/11→; +PR 1LL	11.9426-9905.2	220985	ATE Ø 42 - Halter
2.0 TDI	130	05/11→	←				
2.8 FSI	150	05/11→04/15	←	☐; 09/11→; +PR 1LF	11.9426-9905.2	220985	ATE Ø 42 - Halter
2.8 FSI quattro	150	05/11→04/15					

	kw			 	! #		
<b>AUDI - A6 Avant (4G5, C7, 4GD) 05/11→</b>							
<b>Bremssattel</b>							
3.0 TDI	150	05/11→	←	☐; 09/11→; +PR 1ZK	2	11.9426-9905.2 220985	ATE Ø 42 - Halter
3.0 TDI quattro	150	05/11→	←	☐; 09/11→; +PR 1ZK	2	11.9426-9906.2 220986	ATE Ø 42 - Halter
3.0 TDI quattro	180	05/11→	←	☐; 09/11→; +PR 1ZK	2	11.9426-9906.2 220986	ATE Ø 42 - Halter
3.0 TFSI quattro	220	05/11→05/12	←	☐; 09/11→; +PR 1LL	2	11.9426-9906.2 220986	ATE Ø 42 - Halter
			←	☐; 09/11→; +PR 1LF	2	11.9426-9906.2 220986	ATE Ø 42 - Halter
			←	☐; 09/11→; +PR 1LA	2	24.3601-1731.5 240804	TRW Ø 60 - Halter
			←	☐; 09/11→; +PR 1LA	2	24.3601-1732.5 240805	TRW Ø 60 - Halter
			→	☐; 09/11→; +PR 1KW	2	24.6243-1715.5 240741	TRW Ø 43 + EMot / - Halter + FSB
			→	☐; 09/11→; +PR 1KW	2	24.6243-1716.5 240742	TRW Ø 43 + EMot / - Halter + FSB
			→	☐; 09/11→; +PR 2EA,2EE	2	24.6243-1723.5 240798	TRW Ø 43 + EMot / - Halter + FSB
			→	☐; 09/11→; +PR 2EA,2EE	2	24.6243-1724.5 240799	TRW Ø 43 + EMot / - Halter + FSB
3.0 TDI quattro	230	11/11→	←	☐; 12/11→; +PR 1ZK	2	11.9426-9905.2 220985	ATE Ø 42 - Halter
			←	☐; 12/11→; +PR 1LL	2	11.9426-9905.2 220985	ATE Ø 42 - Halter
			←	☐; 12/11→; +PR 1LF	2	11.9426-9905.2 220985	ATE Ø 42 - Halter
			←	☐; 12/11→; +PR 1LL	2	11.9426-9906.2 220986	ATE Ø 42 - Halter
			←	☐; 12/11→; +PR 1ZK	2	11.9426-9906.2 220986	ATE Ø 42 - Halter
			←	☐; 12/11→; +PR 1LF	2	11.9426-9906.2 220986	ATE Ø 42 - Halter
			←	☐; 12/11→; +PR 1LA	2	24.3601-1731.5 240804	TRW Ø 60 - Halter
			←	☐; 12/11→; +PR 1LA	2	24.3601-1732.5 240805	TRW Ø 60 - Halter
			→	☐; 12/11→; +PR 1KW	2	24.6243-1715.5 240741	TRW Ø 43 + EMot / - Halter + FSB
			→	☐; 12/11→; +PR 1KW	2	24.6243-1716.5 240742	TRW Ø 43 + EMot / - Halter + FSB
			→	☐; 12/11→; +PR 2EA,2EE	2	24.6243-1723.5 240798	TRW Ø 43 + EMot / - Halter + FSB
			→	☐; 12/11→; +PR 2EA,2EE	2	24.6243-1724.5 240799	TRW Ø 43 + EMot / - Halter + FSB
S6 quattro	309	02/12→	←	☐; 04/12→; +PR 1LL	2	11.9426-9905.2 220985	ATE Ø 42 - Halter
			←	☐; 04/12→; +PR 1LF	2	11.9426-9905.2 220985	ATE Ø 42 - Halter
			←	☐; 04/12→; +PR 1ZK	2	11.9426-9905.2 220985	ATE Ø 42 - Halter
			←	☐; 04/12→; +PR 1ZK	2	11.9426-9906.2 220986	ATE Ø 42 - Halter
			←	☐; 04/12→; +PR 1LL	2	11.9426-9906.2 220986	ATE Ø 42 - Halter
			←	☐; 04/12→; +PR 1LF	2	11.9426-9906.2 220986	ATE Ø 42 - Halter
			←	☐; 04/12→; +PR 1LA	2	24.3601-1731.5 240804	TRW Ø 60 - Halter
			←	☐; 04/12→; +PR 1LA	2	24.3601-1732.5 240805	TRW Ø 60 - Halter
			→	☐; 04/12→; +PR 1KW	2	24.6243-1715.5 240741	TRW Ø 43 + EMot / - Halter + FSB
			→	☐; 04/12→; +PR 1KW	2	24.6243-1716.5 240742	TRW Ø 43 + EMot / - Halter + FSB
			→	☐; 04/12→; +PR 2EA,2EE	2	24.6243-1723.5 240798	TRW Ø 43 + EMot / - Halter + FSB
			→	☐; 04/12→; +PR 2EA,2EE	2	24.6243-1724.5 240799	TRW Ø 43 + EMot / - Halter + FSB
<b>Führungsbolzen, Bremssattel</b>							
1.8 TFSI	140	09/14→		+PR 1LF	2	11.8171-0096.1 250155	ATE
2.0 TDI	100	01/12→		+PR 1ZK	2	11.8171-0096.1 250155	ATE
2.0 TDI	110	09/14→		+PR 1LL	2	11.8171-0096.1 250155	ATE
2.0 TDI	140	11/13→					
2.0 TDI quattro	140	04/15→					
2.0 TFSI	132	06/11→					
2.0 TFSI	185	09/14→					
2.0 TFSI quattro	183	05/15→					
2.0 TFSI quattro	185	05/15→					
2.8 FSI quattro	162	09/14→					
3.0 TDI	155	09/14→					
3.0 TDI	160	09/14→					
3.0 TDI quattro	155	09/14→					
3.0 TDI quattro	160	09/14→					
3.0 TDI quattro	200	09/14→					
3.0 TDI quattro	235	09/14→					
3.0 TDI quattro	240	09/14→					
3.0 TFSI quattro	228	11/11→					
↓							

### AUDI - A6 Avant (4G5, C7, 4GD) 05/11→

#### Führungsbolzen, Bremsattel

3.0 TFSI quattro S6 quattro	245	09/14→		+PR 1LF	2	11.8171-0096.1	250155	ATE
	331	10/14→		+PR 1ZK	2	11.8171-0096.1	250155	ATE
				+PR 1LL	2	11.8171-0096.1	250155	ATE
2.0 TDI	120	05/11→		09/11→; +PR 1LF	2	11.8171-0096.1	250155	ATE
2.0 TDI	130	05/11→		09/11→; +PR 1ZK	2	11.8171-0096.1	250155	ATE
2.8 FSI	150	05/11→04/15		09/11→; +PR 1LL	2	11.8171-0096.1	250155	ATE
2.8 FSI quattro	150	05/11→04/15						
3.0 TDI	150	05/11→						
3.0 TDI quattro	150	05/11→						
3.0 TDI quattro	180	05/11→						
3.0 TFSI quattro	220	05/11→05/12						
3.0 TDI quattro	230	11/11→		12/11→; +PR 1LF	2	11.8171-0096.1	250155	ATE
				12/11→; +PR 1LL	2	11.8171-0096.1	250155	ATE
				12/11→; +PR 1ZK	2	11.8171-0096.1	250155	ATE
S6 quattro	309	02/12→		04/12→; +PR 1LF	2	11.8171-0096.1	250155	ATE
				04/12→; +PR 1ZK	2	11.8171-0096.1	250155	ATE
				04/12→; +PR 1LL	2	11.8171-0096.1	250155	ATE










#### Bremsschlauch











1.8 TFSI	140	09/14→	←	+PR 1LA,1LJ,1LL,1LF / 1LP	2	24.5140-0650.3	331500	L= 650
2.0 TDI	100	01/12→						
2.0 TDI	110	09/14→	←	+PR 1LU,1LW	2	24.5140-0670.3	331501	L= 670
2.0 TDI	140	11/13→						
2.0 TDI quattro	140	04/15→						
2.0 TFSI	132	06/11→						
2.0 TFSI	185	09/14→						
2.0 TFSI quattro	183	05/15→						
2.0 TFSI quattro	185	05/15→						
2.8 FSI quattro	162	09/14→						
3.0 TDI	155	09/14→						
3.0 TDI	160	09/14→						
3.0 TDI quattro	155	09/14→						
3.0 TDI quattro	160	09/14→						
3.0 TDI quattro	200	09/14→						
3.0 TDI quattro	235	09/14→						
3.0 TDI quattro	240	09/14→						
3.0 TFSI quattro	228	11/11→						
3.0 TFSI quattro	245	09/14→						
S6 quattro	331	10/14→						
2.0 TDI	120	05/11→	←	09/11→; +PR 1LA,1LJ,1LL,1LF / 1LP	2	24.5140-0650.3	331500	L= 650
	130	05/11→						
2.8 FSI	150	05/11→04/15	←	09/11→; +PR 1LU,1LW	2	24.5140-0670.3	331501	L= 670
2.8 FSI quattro	150	05/11→04/15						
3.0 TDI	150	05/11→						
3.0 TDI quattro	150	05/11→						
3.0 TDI quattro	180	05/11→						
3.0 TFSI quattro	220	05/11→05/12						
3.0 TDI quattro	230	11/11→	←	12/11→; +PR 1LA,1LJ,1LL,1LF / 1LP	2	24.5140-0650.3	331500	L= 650
			←	12/11→; +PR 1LU,1LW	2	24.5140-0670.3	331501	L= 670
S6 quattro	309	02/12→	←	04/12→; +PR 1LA,1LJ,1LL,1LF / 1LP	2	24.5140-0650.3	331500	L= 650
			←	04/12→; +PR 1LU,1LW	2	24.5140-0670.3	331501	L= 670

### AUDI - A7 Sportback (4GA, 4GF) 10/10→

#### Bremsattel








1.8 TFSI	140	04/15→	←	☐; +PR 1ZK		11.9426-9905.2	220985	ATE Ø 42 - Halter
2.0 TFSI	185	09/14→						
2.0 TFSI quattro	183	05/15→	←	☐; +PR 1LL,1LF		11.9426-9905.2	220985	ATE Ø 42 - Halter
2.0 TFSI quattro	185	05/15→	←	☐; +PR 1ZK		11.9426-9906.2	220986	ATE Ø 42 - Halter
2.8 FSI quattro	162	09/14→						
3.0 TDI	140	11/15→	←	☐; +PR 1LL,1LF		11.9426-9906.2	220986	ATE Ø 42 - Halter
3.0 TDI	155	11/15→						
3.0 TDI	160	07/14→	←	☐; +PR 1LA		24.3601-1731.5	240804	TRW Ø 60 - Halter
3.0 TDI quattro	140	11/15→	←	☐; +PR 1LA		24.3601-1732.5	240805	TRW Ø 60 - Halter
3.0 TDI quattro	155	07/14→						
3.0 TDI quattro	160	07/14→	→	☐; +PR 1KW		24.6243-1715.5	240741	TRW Ø 43 + EMot / - Halter + FSB
3.0 TDI quattro	200	05/14→						
3.0 TDI quattro	235	05/14→	→	☐; +PR 1KW		24.6243-1716.5	240742	TRW Ø 43 + EMot / - Halter + FSB
3.0 TDI quattro	240	09/14→						
3.0 TFSI quattro	245	05/14→	→	☐; +PR 2EA,2EE		24.6243-1723.5	240798	TRW Ø 43 + EMot / - Halter + FSB
S7 quattro	331	07/14→	→	☐; +PR 2EA,2EE		24.6243-1724.5	240799	TRW Ø 43 + EMot / - Halter + FSB
2.8 FSI	150	02/11→	←	☐; 05/14→; +PR 1ZK		11.9426-9905.2	220985	ATE Ø 42 - Halter
			←	☐; 05/11→; +PR 1LL,1LF		11.9426-9905.2	220985	ATE Ø 42 - Halter









	kw			 	! #			
<b>AUDI - A7 Sportback (4GA, 4GF) 10/10→</b>								
<b> Bremssattel</b>								
2.8 FSI	150	02/11→	←	☐; 05/14→; +PR 1ZK	11.9426-9906.2	220986	ATE Ø 42 - Halter	
			←	☐; 05/11→; +PR 1LL,1LF	11.9426-9906.2	220986	ATE Ø 42 - Halter	
			←	☐; 05/11→; +PR 1LA	24.3601-1731.5	240804	TRW Ø 60 - Halter	
			←	☐; 05/11→; +PR 1LA	24.3601-1732.5	240805	TRW Ø 60 - Halter	
			→	☐; 05/11→; +PR 1KW	24.6243-1715.5	240741	TRW Ø 43 + EMot / - Halter + FSB	
			→	☐; 05/11→; +PR 1KW	24.6243-1716.5	240742	TRW Ø 43 + EMot / - Halter + FSB	
			→	☐; 05/11→; +PR 2EA,2EE	24.6243-1723.5	240798	TRW Ø 43 + EMot / - Halter + FSB	
			→	☐; 05/11→; +PR 2EA,2EE	24.6243-1724.5	240799	TRW Ø 43 + EMot / - Halter + FSB	
2.8 FSI quattro	150	10/10→	←	☐; 05/14→; +PR 1ZK	11.9426-9905.2	220985	ATE Ø 42 - Halter	
3.0 TDI	150	11/10→	←	☐; +PR 1LL,1LF	11.9426-9905.2	220985	ATE Ø 42 - Halter	
3.0 TDI quattro	150	12/10→	←	☐; 05/14→; +PR 1ZK	11.9426-9906.2	220986	ATE Ø 42 - Halter	
3.0 TDI quattro	176	05/13→	←	☐; 05/14→; +PR 1ZK	11.9426-9906.2	220986	ATE Ø 42 - Halter	
3.0 TDI quattro	180	10/10→	←	☐; +PR 1LL,1LF	11.9426-9906.2	220986	ATE Ø 42 - Halter	
3.0 TDI quattro	230	11/11→	←	☐; +PR 1LA	24.3601-1731.5	240804	TRW Ø 60 - Halter	
3.0 TFSI quattro	220	10/10→	←	☐; +PR 1LA	24.3601-1732.5	240805	TRW Ø 60 - Halter	
3.0 TFSI quattro	228	01/11→	←	☐; +PR 1LA	24.3601-1732.5	240805	TRW Ø 60 - Halter	
S7 quattro	309	02/12→	→	☐; +PR 1KW	24.6243-1715.5	240741	TRW Ø 43 + EMot / - Halter + FSB	
			→	☐; +PR 1KW	24.6243-1716.5	240742	TRW Ø 43 + EMot / - Halter + FSB	
			→	☐; +PR 2EA,2EE	24.6243-1723.5	240798	TRW Ø 43 + EMot / - Halter + FSB	
			→	☐; +PR 2EA,2EE	24.6243-1724.5	240799	TRW Ø 43 + EMot / - Halter + FSB	
<b>Führungsbolzen, Bremssattel</b>								
1.8 TFSI	140	04/15→		+PR 1LL,1LF	11.8171-0096.1	250155	ATE	
2.0 TFSI	185	09/14→						
2.0 TFSI quattro	183	05/15→						
2.0 TFSI quattro	185	05/15→						
2.8 FSI quattro	150	10/10→						
2.8 FSI quattro	162	09/14→						
3.0 TDI	140	11/15→						
3.0 TDI	150	11/10→						
3.0 TDI	155	11/15→						
3.0 TDI	160	07/14→						
3.0 TDI quattro	140	11/15→						
3.0 TDI quattro	150	12/10→						
3.0 TDI quattro	155	07/14→						
3.0 TDI quattro	160	07/14→						
3.0 TDI quattro	176	05/13→						
3.0 TDI quattro	180	10/10→						
3.0 TDI quattro	200	05/14→						
3.0 TDI quattro	230	11/11→						
3.0 TDI quattro	235	05/14→						
3.0 TDI quattro	240	09/14→						
3.0 TFSI quattro	220	10/10→						
3.0 TFSI quattro	228	01/11→						
3.0 TFSI quattro	245	05/14→						
S7 quattro	309	02/12→						
S7 quattro	331	07/14→						
2.8 FSI	150	02/11→		05/11→; +PR 1LL,1LF	11.8171-0096.1	250155	ATE	
<b> Bremsschlauch</b>								
1.8 TFSI	140	04/15→	←	+PR 1LA,1LJ,1LL,1LF / 1LP,1ZK,1LG	2	24.5140-0650.3	331500	L= 650
2.0 TFSI	185	09/14→	←	+PR 1LU,1LW	2	24.5140-0670.3	331501	L= 670
2.0 TFSI quattro	183	05/15→						
2.0 TFSI quattro	185	05/15→						
2.8 FSI quattro	150	10/10→						
2.8 FSI quattro	162	09/14→						
3.0 TDI	140	11/15→						
3.0 TDI	150	11/10→						
3.0 TDI	155	11/15→						
3.0 TDI	160	07/14→						
3.0 TDI quattro	140	11/15→						
3.0 TDI quattro	150	12/10→						
3.0 TDI quattro	155	07/14→						
3.0 TDI quattro	160	07/14→						
3.0 TDI quattro	176	05/13→						
3.0 TDI quattro	180	10/10→						
3.0 TDI quattro	200	05/14→						
↓								

	kw			 	! #		
<b>AUDI - A7 Sportback (4GA, 4GF) 10/10→</b>							
 <b>Bremsschlauch</b>							
3.0 TDI quattro	230	11/11→	←	+PR 1LA,1LJ,1LL,1LF / 1LP,1ZK,1LG	2	24.5140-0650.3	331500 L= 650
3.0 TDI quattro	235	05/14→	←	+PR 1LU,1LW	2	24.5140-0670.3	331501 L= 670
3.0 TDI quattro	240	09/14→					
3.0 TFSI quattro	220	10/10→					
3.0 TFSI quattro	228	01/11→					
3.0 TFSI quattro	245	05/14→					
S7 quattro	309	02/12→					
S7 quattro	331	07/14→					
2.8 FSI	150	02/11→	←	05/11→; +PR 1LA,1LJ,1LL,1LF / 1LP,1ZK,1LG	2	24.5140-0650.3	331500 L= 650
			←	05/11→; +PR 1LU,1LW	2	24.5140-0670.3	331501 L= 670
<b>AUDI - A8 (4D2, 4D8) 03/94→12/02</b>							
 <b>Bremssattel</b>							
2.5 TDI	110	01/97→04/00	→	☐; 06/97→ 09/98; nicht für Felgenreöße [Zoll]: 18		24.3384-1703.5	240055 TRW Ø 38 - Halter
			→	☐; 06/97→ 09/98; nicht für Felgenreöße [Zoll]: 18		24.3384-1704.5	240056 TRW Ø 38 - Halter
2.8	120	07/95→03/96	→	☐; nicht für Felgenreöße [Zoll]: 18		24.3384-1703.5	240055 TRW Ø 38 - Halter
			→	☐; nicht für Felgenreöße [Zoll]: 18		24.3384-1704.5	240056 TRW Ø 38 - Halter
2.8	128	03/94→03/96	→	☐; 06/94→; nicht für Felgenreöße [Zoll]: 18		24.3384-1703.5	240055 TRW Ø 38 - Halter
			→	☐; 06/94→; nicht für Felgenreöße [Zoll]: 18		24.3384-1704.5	240056 TRW Ø 38 - Halter
<b>Feder, Bremssattel</b>							
6.0 W12 quattro	309	01/01→09/02			2	11.8116-0260.1	390597 ATE
<b>Führungsbolzen, Bremssattel</b>							
6.0 W12 quattro	309	01/01→09/02				11.8171-0008.1	990049 ATE
<b>Zubehörsatz, Bremssattel</b>							
2.5 TDI	110	01/97→04/00	→	06/97→ 09/98; nicht für Felgenreöße [Zoll]: 18		24.0101-3601.2	260044 TRW
2.8	120	07/95→03/96	→	nicht für Felgenreöße [Zoll]: 18		24.0101-3601.2	260044 TRW
2.8	128	03/94→03/96	→	06/94→; nicht für Felgenreöße [Zoll]: 18		24.0101-3601.2	260044 TRW
 <b>Bremsschlauch</b>							
2.5 TDI	110	01/97→04/00	←	06/97→	2	24.5237-0360.3	331212 L= 360
			→	10/98→	2	24.5135-0280.3	330775 L= 280
			→	06/97→ 09/98	2	83.6124-0282.3	330490 L= 280
2.5 TDI	132	09/00→09/02	←		2	24.5237-0360.3	331212 L= 360
2.5 TDI quattro	132	09/00→09/02	→		2	24.5135-0280.3	330775 L= 280
3.3 TDI quattro	165	06/00→09/02					
3.7	191	11/98→09/02					
3.7 quattro	191	11/98→09/02					
4.2 quattro	175	02/99→04/00					
4.2 quattro	228	11/98→09/02					
6.0 W12 quattro	309	01/01→09/02					
S 8 quattro	265	06/99→09/02					
2.5 TDI quattro	110	07/97→04/00	←		2	24.5237-0360.3	331212 L= 360
2.8 quattro	142	04/96→09/02	→	→ 09/98	2	24.5102-0250.3	331477 L= 250
3.7	169	07/95→12/98	→	10/98→	2	24.5135-0280.3	330775 L= 280
4.2 quattro	224	09/96→12/99	→		2	24.5237-0360.3	331212 L= 360
S8 quattro	250	07/96→06/99	→		2	83.6124-0282.3	330490 L= 280
2.8	120	07/95→03/96	←		2	24.5237-0360.3	331212 L= 360
			→		2	83.6124-0282.3	330490 L= 280
2.8	128	03/94→03/96	←	06/94→	2	24.5237-0360.3	331212 L= 360
			→	4D-R-000346→	2	83.6124-0282.3	330490 L= 280
2.8	142	04/96→09/02	←		2	24.5237-0360.3	331212 L= 360
			→	10/98→	2	24.5135-0280.3	330775 L= 280
			→	→ 09/98	2	83.6124-0282.3	330490 L= 280
2.8 quattro	120	07/95→03/96	←		2	24.5237-0360.3	331212 L= 360
4.2 quattro	210	07/95→09/98	→		2	24.5102-0250.3	331477 L= 250
2.8 quattro	128	03/94→03/96	←	06/94→	2	24.5237-0360.3	331212 L= 360
4.2 quattro	180	03/94→07/96	→	06/94→	2	24.5102-0250.3	331477 L= 250
3.7 quattro	169	07/95→11/98	←	10/95→	2	24.5237-0360.3	331212 L= 360
↓							


































	kw			 	! #		
<b>AUDI - A8 (4D2, 4D8) 03/94→12/02</b>							
<b>Bremsschlauch</b>							
3.7 quattro	169	07/95→11/98	➔	10/95→ 09/98	2	24.5102-0250.3 331477	L= 250
			➔	10/98→	2	24.5135-0280.3 330775	L= 280
4.2 quattro	220	03/94→11/98	➔	06/94→	2	24.5237-0360.3 331212	L= 360
			➔	06/94→ 09/98	2	24.5102-0250.3 331477	L= 250
			➔	10/98→	2	24.5135-0280.3 330775	L= 280
<b>AUDI - A8 (4E_) 10/02→07/10</b>							
<b>Bremssattel</b>							
2.8 FSI	154	08/07→07/10	➔	☐; → 10/09; +PR 1LG		11.9606-9953.2 220587	ATE Ø 60 - Halter
			➔	☐; → 10/09; +PR 1LG		11.9606-9954.2 220588	ATE Ø 60 - Halter
			➔	☐; → 10/09; +PR 1KE,1KW,1KY,1KZ		24.6243-1719.5 240774	TRW Ø 43 + EMot / - Halter + FSB
			➔	☐; → 10/09; +PR 1KE,1KW,1KY,1KZ		24.6243-1720.5 240775	TRW Ø 43 + EMot / - Halter + FSB
3.0	160	07/03→05/06	➔	☐; 4E-5-003251→; +PR 1LG		11.9606-9953.2 220587	ATE Ø 60 - Halter
3.0	162	07/03→05/05	➔	☐; 4E-5-003251→; +PR 1LG		11.9606-9954.2 220588	ATE Ø 60 - Halter
3.0 quattro	160	11/03→05/04	➔	☐; 4E-5-003251→; +PR 1LG		11.9606-9957.2 220815	ATE Ø 60 - Halter
4.0 TDI quattro	202	05/03→07/05	➔	☐; +PR 1LG; → 4E-5-003250		11.9606-9958.2 220816	ATE Ø 60 - Halter
			➔	☐; +PR 1KE,1KW,1KY,1KZ		24.6243-1719.5 240774	TRW Ø 43 + EMot / - Halter + FSB
			➔	☐; +PR 1KE,1KW,1KY,1KZ		24.6243-1720.5 240775	TRW Ø 43 + EMot / - Halter + FSB
3.0 TDI quattro	155	11/03→07/10	➔	☐; 4E-5-003251→; → 10/09; +PR 1LG		11.9606-9953.2 220587	ATE Ø 60 - Halter
3.2 FSI	191	06/05→07/10	➔	☐; 4E-5-003251→; → 10/09; +PR 1LG		11.9606-9954.2 220588	ATE Ø 60 - Halter
3.2 FSI quattro	191	06/05→07/10	➔	☐; +PR 1LG; → 4E-5-003250		11.9606-9957.2 220815	ATE Ø 60 - Halter
4.2 FSI quattro	257	06/06→07/10	➔	☐; +PR 1LG; → 4E-5-003250		11.9606-9958.2 220816	ATE Ø 60 - Halter
4.2 TDI quattro	240	07/05→07/10	➔	☐; → 10/09; +PR 1KE,1KW,1KY,1KZ		24.6243-1719.5 240774	TRW Ø 43 + EMot / - Halter + FSB
			➔	☐; → 10/09; +PR 1KE,1KW,1KY,1KZ		24.6243-1720.5 240775	TRW Ø 43 + EMot / - Halter + FSB
3.0 TDI quattro	171	08/03→07/10	➔	☐; 4E-5-003251→; → 10/09; +PR 1LG		11.9606-9953.2 220587	ATE Ø 60 - Halter
			➔	☐; 4E-5-003251→; → 10/09; +PR 1LG		11.9606-9954.2 220588	ATE Ø 60 - Halter
			➔	☐; 11/03→; +PR 1LG; → 4E-5-003250		11.9606-9957.2 220815	ATE Ø 60 - Halter
			➔	☐; 11/03→; +PR 1LG; → 4E-5-003250		11.9606-9958.2 220816	ATE Ø 60 - Halter
			➔	☐; 11/03→ 10/09; +PR 1KE,1KW,1KY,1KZ		24.6243-1719.5 240774	TRW Ø 43 + EMot / - Halter + FSB
			➔	☐; 11/03→ 10/09; +PR 1KE,1KW,1KY,1KZ		24.6243-1720.5 240775	TRW Ø 43 + EMot / - Halter + FSB
3.7 quattro	206	10/02→05/06	➔	☐; 4E-5-003251→; +PR 1LG		11.9606-9953.2 220587	ATE Ø 60 - Halter
			➔	☐; 4E-5-003251→; +PR 1LG		11.9606-9954.2 220588	ATE Ø 60 - Halter
			➔	☐; 11/02→; +PR 1LG; → 4E-5-003250		11.9606-9957.2 220815	ATE Ø 60 - Halter
			➔	☐; 11/02→; +PR 1LG; → 4E-5-003250		11.9606-9958.2 220816	ATE Ø 60 - Halter
			➔	☐; 11/02→; +PR 1KE,1KW,1KY,1KZ		24.6243-1719.5 240774	TRW Ø 43 + EMot / - Halter + FSB
			➔	☐; 11/02→; +PR 1KE,1KW,1KY,1KZ		24.6243-1720.5 240775	TRW Ø 43 + EMot / - Halter + FSB
4.2 quattro	246	10/02→07/10	➔	☐; 4E-5-003251→; → 10/09; +PR 1LG		11.9606-9953.2 220587	ATE Ø 60 - Halter
			➔	☐; 4E-5-003251→; → 10/09; +PR 1LG		11.9606-9954.2 220588	ATE Ø 60 - Halter
			➔	☐; 11/02→; +PR 1LG; → 4E-5-003250		11.9606-9957.2 220815	ATE Ø 60 - Halter
			➔	☐; 11/02→; +PR 1LG; → 4E-5-003250		11.9606-9958.2 220816	ATE Ø 60 - Halter
			➔	☐; 11/02→ 10/09; +PR 1KE,1KW,1KY,1KZ		24.6243-1719.5 240774	TRW Ø 43 + EMot / - Halter + FSB
			➔	☐; 11/02→ 10/09; +PR 1KE,1KW,1KY,1KZ		24.6243-1720.5 240775	TRW Ø 43 + EMot / - Halter + FSB
4.2 TDI quattro	235	01/05→06/05	➔	☐; 4E-5-003251→; +PR 1LG		11.9606-9953.2 220587	ATE Ø 60 - Halter
			➔	☐; 4E-5-003251→; +PR 1LG		11.9606-9954.2 220588	ATE Ø 60 - Halter
6.0 W12 quattro	331	12/03→07/10	➔	☐; 4E-5-003251→; → 10/09; +PR 1LG		11.9606-9953.2 220587	ATE Ø 60 - Halter
			➔	☐; 4E-5-003251→; → 10/09; +PR 1LG		11.9606-9954.2 220588	ATE Ø 60 - Halter
			➔	☐; 02/04→; +PR 1LG; → 4E-5-003250		11.9606-9957.2 220815	ATE Ø 60 - Halter

	kw			 	! #			
<b>AUDI - A8 (4E_) 10/02→07/10</b>								
<b> Bremssattel</b>								
6.0 W12 quattro	331	12/03→07/10	←	☐; 02/04→; +PR 1LG; → 4E-5-003250	2	11.9606-9958.2	220816	ATE Ø 60 - Halter
			→	☐; 02/04→ 10/09; +PR 1KE,1KW,1KY,1KZ	2	24.6243-1719.5	240774	TRW Ø 43 + EMot / - Halter + FSB
			→	☐; 02/04→ 10/09; +PR 1KE,1KW,1KY,1KZ	2	24.6243-1720.5	240775	TRW Ø 43 + EMot / - Halter + FSB
S8 quattro S8 quattro	324 331	09/06→07/10 06/06→07/10	→	☐; → 10/09; +PR 1KE,1KW,1KY,1KZ	2	24.6243-1719.5	240774	TRW Ø 43 + EMot / - Halter + FSB
			→	☐; → 10/09; +PR 1KE,1KW,1KY,1KZ	2	24.6243-1720.5	240775	TRW Ø 43 + EMot / - Halter + FSB
<b>Feder, Bremssattel</b>								
2.8 FSI	154	08/07→07/10		→ 10/09; +PR 1LL;1LM	2	11.8116-0347.2	390535	ATE
			←	→ 10/09; +PR 1LG	2	11.8116-0410.2	390589	ATE
3.0 3.0 4.0 TDI quattro	160 162 202	07/03→05/06 07/03→05/05 05/03→07/05		+PR 1LL;1LM	2	11.8116-0347.2	390535	ATE
			←	4E-5-003251→; +PR 1LG	2	11.8116-0410.2	390589	ATE
			←	+PR 1LG; → 4E-5-003250	2	11.8116-0410.2	390589	ATE
3.0 quattro	160	11/03→05/04		+PR 1LL,1LM	2	11.8116-0347.2	390535	ATE
			←	4E-5-003251→; +PR 1LG	2	11.8116-0410.2	390589	ATE
			←	+PR 1LG; → 4E-5-003250	2	11.8116-0410.2	390589	ATE
3.0 TDI quattro 3.2 FSI 3.2 FSI quattro 4.2 FSI quattro 4.2 TDI quattro	155 191 191 257 240	11/03→07/10 06/05→07/10 06/05→07/10 06/06→07/10 07/05→07/10		→ 10/09; +PR 1LL;1LM	2	11.8116-0347.2	390535	ATE
			←	4E-5-003251→; → 10/09; +PR 1LG	2	11.8116-0410.2	390589	ATE
			←	+PR 1LG; → 4E-5-003250	2	11.8116-0410.2	390589	ATE
			←	11/03→ 10/09; +PR 1LL;1LM	2	11.8116-0347.2	390535	ATE
			←	11/03→; +PR 1LG; → 4E-5-003250	2	11.8116-0410.2	390589	ATE
3.7 quattro	206	10/02→05/06		11/02→; +PR 1LL;1LM	2	11.8116-0347.2	390535	ATE
			←	4E-5-003251→; +PR 1LG	2	11.8116-0410.2	390589	ATE
			←	11/02→; +PR 1LG; → 4E-5-003250	2	11.8116-0410.2	390589	ATE
4.2 quattro	246	10/02→07/10		11/02→ 10/09; +PR 1LL;1LM	2	11.8116-0347.2	390535	ATE
			←	4E-5-003251→; → 10/09; +PR 1LG	2	11.8116-0410.2	390589	ATE
			←	11/02→; +PR 1LG; → 4E-5-003250	2	11.8116-0410.2	390589	ATE
4.2 TDI quattro	235	01/05→06/05	←	4E-5-003251→; +PR 1LG	2	11.8116-0410.2	390589	ATE
6.0 W12 quattro	331	12/03→07/10		02/04→ 10/09; +PR 1LL;1LM	2	11.8116-0347.2	390535	ATE
			←	4E-5-003251→; → 10/09; +PR 1LG	2	11.8116-0410.2	390589	ATE
			←	02/04→; +PR 1LG; → 4E-5-003250	2	11.8116-0410.2	390589	ATE
<b>Führungshülzensatz, Bremssattel</b>								
2.8 FSI	154	08/07→07/10	←	→ 10/09; +PR 1LG	2	11.0101-5409.2	260035	ATE
3.0 3.0	160 162	07/03→05/06 07/03→05/05	←	4E-5-003251→; +PR 1LG	2	11.0101-5409.2	260035	ATE
			←	+PR 1LG; → 4E-5-003250	2	11.0101-5409.2	260035	ATE
3.0 quattro 4.0 TDI quattro	160 202	11/03→05/04 05/03→07/05	←	+PR 1LG; → 4E-5-003250	2	11.0101-5409.2	260035	ATE
3.0 TDI quattro 3.2 FSI 3.2 FSI quattro 4.2 FSI quattro 4.2 TDI quattro	155 191 191 257 240	11/03→07/10 06/05→07/10 06/05→07/10 06/06→07/10 07/05→07/10	←	+PR 1LG; → 4E-5-003250	2	11.0101-5409.2	260035	ATE
			←	4E-5-003251→; → 10/09; +PR 1LG	2	11.0101-5409.2	260035	ATE
			←	11/03→; +PR 1LG; → 4E-5-003250	2	11.0101-5409.2	260035	ATE
			←	4E-5-003251→; → 10/09; +PR 1LG	2	11.0101-5409.2	260035	ATE
			←	11/02→; +PR 1LG; → 4E-5-003250	2	11.0101-5409.2	260035	ATE
3.7 quattro	206	10/02→05/06	←	11/02→; +PR 1LG; → 4E-5-003250	2	11.0101-5409.2	260035	ATE
			←	4E-5-003251→; +PR 1LG	2	11.0101-5409.2	260035	ATE
4.2 quattro	246	10/02→07/10	←	11/02→; +PR 1LG; → 4E-5-003250	2	11.0101-5409.2	260035	ATE
			←	4E-5-003251→; → 10/09; +PR 1LG	2	11.0101-5409.2	260035	ATE
4.2 TDI quattro	235	01/05→06/05	←	4E-5-003251→; +PR 1LG	2	11.0101-5409.2	260035	ATE
6.0 W12 quattro	331	12/03→07/10	←	02/04→; +PR 1LG; → 4E-5-003250	2	11.0101-5409.2	260035	ATE
			←	4E-5-003251→; → 10/09; +PR 1LG	2	11.0101-5409.2	260035	ATE
<b>Führungsbolzen, Bremssattel</b>								
2.8 FSI	154	08/07→07/10		→ 10/09; +PR 1LG	2	11.8171-0008.1	990049	ATE
				→ 10/09; +PR 1LL;1LM	2	11.8171-0067.1	250153	ATE
↓								



	kw			 	! #		
<b>AUDI - A8 (4E_) 10/02→07/10</b>							
<b>Führungsbolzen, Bremssattel</b>							
2.8 FSI	154	08/07→07/10		→ 10/09; +PR 1LJ		11.8171-0067.1 250153	ATE
3.0	160	07/03→05/06		+PR 1LG; → 4E-5-003250		11.8171-0008.1 990049	ATE
3.0	162	07/03→05/05		4E-5-003251→; +PR 1LG		11.8171-0008.1 990049	ATE
4.0 TDI quattro	202	05/03→07/05		+PR 1LJ		11.8171-0067.1 250153	ATE
				+PR 1LL;1LM		11.8171-0067.1 250153	ATE
3.0 quattro	160	11/03→05/04		+PR 1LG; → 4E-5-003250		11.8171-0008.1 990049	ATE
				4E-5-003251→; +PR 1LG		11.8171-0008.1 990049	ATE
				+PR 1LJ		11.8171-0067.1 250153	ATE
				+PR 1LL,1LM		11.8171-0067.1 250153	ATE
3.0 TDI quattro	155	11/03→07/10		4E-5-003251→; → 10/09; +PR 1LG		11.8171-0008.1 990049	ATE
3.2 FSI	191	06/05→07/10		+PR 1LG; → 4E-5-003250		11.8171-0008.1 990049	ATE
3.2 FSI quattro	191	06/05→07/10					
4.2 FSI quattro	257	06/06→07/10		→ 10/09; +PR 1LJ		11.8171-0067.1 250153	ATE
4.2 TDI quattro	240	07/05→07/10		→ 10/09; +PR 1LL;1LM		11.8171-0067.1 250153	ATE
3.0 TDI quattro	171	08/03→07/10		11/03→; +PR 1LG; → 4E-5-003250		11.8171-0008.1 990049	ATE
				4E-5-003251→; → 10/09; +PR 1LG		11.8171-0008.1 990049	ATE
				11/03→ 10/09; +PR 1LJ		11.8171-0067.1 250153	ATE
				11/03→ 10/09; +PR 1LL;1LM		11.8171-0067.1 250153	ATE
3.7 quattro	206	10/02→05/06		4E-5-003251→; +PR 1LG		11.8171-0008.1 990049	ATE
				11/02→; +PR 1LG; → 4E-5-003250		11.8171-0008.1 990049	ATE
				11/02→; +PR 1LJ		11.8171-0067.1 250153	ATE
				11/02→; +PR 1LL;1LM		11.8171-0067.1 250153	ATE
4.2 quattro	246	10/02→07/10		11/02→; +PR 1LG; → 4E-5-003250		11.8171-0008.1 990049	ATE
				4E-5-003251→; → 10/09; +PR 1LG		11.8171-0008.1 990049	ATE
				11/02→ 10/09; +PR 1LJ		11.8171-0067.1 250153	ATE
				11/02→ 10/09; +PR 1LL;1LM		11.8171-0067.1 250153	ATE
4.2 TDI quattro	235	01/05→06/05		4E-5-003251→; +PR 1LG		11.8171-0008.1 990049	ATE
6.0 W12 quattro	331	12/03→07/10		02/04→; +PR 1LG; → 4E-5-003250		11.8171-0008.1 990049	ATE
				4E-5-003251→; → 10/09; +PR 1LG		11.8171-0008.1 990049	ATE
				02/04→ 10/09; +PR 1LJ		11.8171-0067.1 250153	ATE
				02/04→ 10/09; +PR 1LL;1LM		11.8171-0067.1 250153	ATE
S8 quattro	324	09/06→07/10		→ 10/09		11.8171-0067.1 250153	ATE
S8 quattro	331	06/06→07/10					
<b>Dichtungssatz, Bremssattel</b>							
2.8 FSI	154	08/07→07/10		→ 10/09; +PR 1LG		11.0441-6008.2 250038	ATE für Kolben-Ø [mm]: 60
3.0	160	07/03→05/06		4E-5-003251→; +PR 1LG		11.0441-6008.2 250038	ATE für Kolben-Ø [mm]: 60
3.0	162	07/03→05/05		+PR 1LG; → 4E-5-003250		11.0441-6008.2 250038	ATE für Kolben-Ø [mm]: 60
3.0 quattro	160	11/03→05/04					
4.0 TDI quattro	202	05/03→07/05					
3.0 TDI quattro	155	11/03→07/10		+PR 1LG; → 4E-5-003250		11.0441-6008.2 250038	ATE für Kolben-Ø [mm]: 60
3.2 FSI	191	06/05→07/10		4E-5-003251→; → 10/09; +PR 1LG		11.0441-6008.2 250038	ATE für Kolben-Ø [mm]: 60
3.2 FSI quattro	191	06/05→07/10					
4.2 FSI quattro	257	06/06→07/10					
4.2 TDI quattro	240	07/05→07/10					
3.0 TDI quattro	171	08/03→07/10		11/03→; +PR 1LG; → 4E-5-003250		11.0441-6008.2 250038	ATE für Kolben-Ø [mm]: 60
				4E-5-003251→; → 10/09; +PR 1LG		11.0441-6008.2 250038	ATE für Kolben-Ø [mm]: 60
3.7 quattro	206	10/02→05/06		11/02→; +PR 1LG; → 4E-5-003250		11.0441-6008.2 250038	ATE für Kolben-Ø [mm]: 60
				4E-5-003251→; +PR 1LG		11.0441-6008.2 250038	ATE für Kolben-Ø [mm]: 60
4.2 quattro	246	10/02→07/10		11/02→; +PR 1LG; → 4E-5-003250		11.0441-6008.2 250038	ATE für Kolben-Ø [mm]: 60
				4E-5-003251→; → 10/09; +PR 1LG		11.0441-6008.2 250038	ATE für Kolben-Ø [mm]: 60
4.2 TDI quattro	235	01/05→06/05		4E-5-003251→; +PR 1LG		11.0441-6008.2 250038	ATE für Kolben-Ø [mm]: 60
6.0 W12 quattro	331	12/03→07/10		02/04→; +PR 1LG; → 4E-5-003250		11.0441-6008.2 250038	ATE für Kolben-Ø [mm]: 60
				4E-5-003251→; → 10/09; +PR 1LG		11.0441-6008.2 250038	ATE für Kolben-Ø [mm]: 60
<b>Bremsschlauch</b>							
2.8 FSI	154	08/07→07/10		→ 4E-7-009000; +PR 1LW	2	83.7849-0419.3 331114	L= 422
				4E-7-009001→; → 10/09; +PR 1LW	2	83.7849-0426.3 331235	L= 422
				→ 10/09; +PR 1LJ,1LL,1LK	2	83.7855-0354.3 331236	L= 355
				am Bremssattel; → 10/09	2	24.5154-0190.3 331056	L= 190
				→ 10/09	2	24.5237-0183.3 331454	L= 182,4
3.0	160	07/03→05/06		→ 4E-7-009000; +PR 1LW	2	83.7849-0419.3 331114	L= 422
3.0	162	07/03→05/05					
↓							

**AUDI - A8 (4E\_) 10/02→07/10**








**Bremsschlauch**











4.0 TDI quattro	202	05/03→07/05	← 4E-7-009001→; +PR 1LW	2	83.7849-0426.3	331235	L= 422
			← +PR 1LJ;1LL;1LK	2	83.7855-0354.3	331236	L= 355
			→ am Bremssattel	2	24.5154-0190.3	331056	L= 190
			→	2	24.5237-0183.3	331454	L= 182,4
3.0 quattro	160	11/03→05/04	← → 4E-7-009000; +PR 1LW	2	83.7849-0419.3	331114	L= 422
			← 4E-7-009001→; +PR 1LW	2	83.7849-0426.3	331235	L= 422
			← +PR 1LJ,1LL,1LK	2	83.7855-0354.3	331236	L= 355
			→ am Bremssattel	2	24.5154-0190.3	331056	L= 190
			→	2	24.5237-0183.3	331454	L= 182,4
3.0 TDI quattro 3.2 FSI 3.2 FSI quattro 4.2 FSI quattro 4.2 TDI quattro	155 191 191 257 240	11/03→07/10 06/05→07/10 06/05→07/10 06/06→07/10 07/05→07/10	← → 4E-7-009000; +PR 1LW	2	83.7849-0419.3	331114	L= 422
			← 4E-7-009001→; → 10/09; +PR 1LW	2	83.7849-0426.3	331235	L= 422
			← → 10/09; +PR 1LJ;1LL;1LK	2	83.7855-0354.3	331236	L= 355
			→ am Bremssattel; → 10/09	2	24.5154-0190.3	331056	L= 190
			→ 10/09	2	24.5237-0183.3	331454	L= 182,4
3.0 TDI quattro	171	08/03→07/10	← 11/03→; → 4E-7-009000; +PR 1LW	2	83.7849-0419.3	331114	L= 422
			← 4E-7-009001→; → 10/09; +PR 1LW	2	83.7849-0426.3	331235	L= 422
			← 11/03→ 10/09; +PR 1LJ;1LL;1LK	2	83.7855-0354.3	331236	L= 355
			→ am Bremssattel; 11/03→ 10/09	2	24.5154-0190.3	331056	L= 190
			11/03→ 10/09	2	24.5237-0183.3	331454	L= 182,4
3.7 quattro	206	10/02→05/06	← 11/02→; → 4E-7-009000; +PR 1LW	2	83.7849-0419.3	331114	L= 422
			← 4E-7-009001→; +PR 1LW	2	83.7849-0426.3	331235	L= 422
			← 11/02→; +PR 1LJ;1LL;1LK	2	83.7855-0354.3	331236	L= 355
			→ am Bremssattel; 11/02→	2	24.5154-0190.3	331056	L= 190
			11/02→	2	24.5237-0183.3	331454	L= 182,4
4.2 quattro	246	10/02→07/10	← 11/02→; → 4E-7-009000; +PR 1LW	2	83.7849-0419.3	331114	L= 422
			← 4E-7-009001→; → 10/09; +PR 1LW	2	83.7849-0426.3	331235	L= 422
			← 11/02→ 10/09; +PR 1LJ;1LL;1LK	2	83.7855-0354.3	331236	L= 355
			→ am Bremssattel; 11/02→ 10/09	2	24.5154-0190.3	331056	L= 190
			11/02→ 10/09	2	24.5237-0183.3	331454	L= 182,4
4.2 TDI quattro	235	01/05→06/05	← 4E-7-009001→; +PR 1LW	2	83.7849-0426.3	331235	L= 422
6.0 W12 quattro	331	12/03→07/10	← 02/04→; → 4E-7-009000; +PR 1LW	2	83.7849-0419.3	331114	L= 422
			← 4E-7-009001→; → 10/09; +PR 1LW	2	83.7849-0426.3	331235	L= 422
			← 02/04→ 10/09; +PR 1LJ;1LL;1LK	2	83.7855-0354.3	331236	L= 355
S8 quattro S8 quattro	324 331	09/06→07/10 06/06→07/10	← → 4E-7-009000; +PR 1LW	2	83.7849-0419.3	331114	L= 422
			← 4E-7-009001→; → 10/09; +PR 1LW	2	83.7849-0426.3	331235	L= 422
			← → 10/09; +PR 1LJ;1LL;1LK	2	83.7855-0354.3	331236	L= 355










**AUDI - A8 (4H\_) 11/09→**








**Bremssattel**

2.0 TFSI hybrid	155	02/12→	← □; 05/12→; +PR 1LL		11.9426-9905.2	220985	ATE Ø 42 - Halter		
			← □; 05/12→; +PR 1LL		11.9426-9906.2	220986	ATE Ø 42 - Halter		
			→ □; 05/12→; +PR 1KW		24.6243-1713.5	240715	TRW Ø 43 + EMot / - Halter + FSB		
			→ □; 05/12→; +PR 1KW		24.6243-1714.5	240716	TRW Ø 43 + EMot / - Halter + FSB		
2.0 TFSI quattro 2.5 TFSI	185 150	09/16→ 07/12→	← □; +PR 1LL		11.9426-9905.2	220985	ATE Ø 42 - Halter		
			← □; +PR 1LL		11.9426-9906.2	220986	ATE Ø 42 - Halter		
3.0 TDI 3.0 TDI quattro	150 155	09/11→ 08/10→	→ □; +PR 1KW		24.6243-1713.5	240715	TRW Ø 43 + EMot / - Halter + FSB		
			→ □; +PR 1KW		24.6243-1714.5	240716	TRW Ø 43 + EMot / - Halter + FSB		
3.0 TDI quattro 3.0 TDI quattro 3.0 TDI quattro 3.0 TDI quattro 3.0 TFSI quattro 3.0 TFSI quattro 4.0 TFSI quattro 4.0 TFSI quattro 4.2 TDI quattro 6.3 W12 quattro ↓	176 184 190 193 213 228 309 320 283 368	11/12→ 07/10→ 10/13→ 05/15→ 07/10→ 11/11→ 03/12→ 10/13→ 10/13→ 01/11→	→ □; +PR 1KW		24.6243-1713.5	240715	TRW Ø 43 + EMot / - Halter + FSB		
			→ □; +PR 1KW		24.6243-1714.5	240716	TRW Ø 43 + EMot / - Halter + FSB		












	kw			 	! #			
<b>AUDI - A8 (4H_) 11/09→</b>								
<b>Bremssattel</b>								
S8 plus quattro S8 quattro	445 382	11/15→ 04/12→	←	☐; +PR 1LL		11.9426-9905.2	220985	ATE Ø 42 - Halter
			←	☐; +PR 1LL		11.9426-9906.2	220986	ATE Ø 42 - Halter
			→	☐; +PR 1KW		24.6243-1713.5	240715	TRW Ø 43 + EMot / - Halter + FSB
			→	☐; +PR 1KW		24.6243-1714.5	240716	TRW Ø 43 + EMot / - Halter + FSB
3.0 TFSI quattro	245	06/10→	←	☐; 07/10→; +PR 1LL		11.9426-9905.2	220985	ATE Ø 42 - Halter
			←	☐; 07/10→; +PR 1LL		11.9426-9906.2	220986	ATE Ø 42 - Halter
			→	☐; 07/10→; +PR 1KW		24.6243-1713.5	240715	TRW Ø 43 + EMot / - Halter + FSB
			→	☐; 07/10→; +PR 1KW		24.6243-1714.5	240716	TRW Ø 43 + EMot / - Halter + FSB
4.2 FSI quattro 4.2 TDI quattro	273 258	11/09→ 11/09→	←	☐; 07/10→; +PR 1LL		11.9426-9905.2	220985	ATE Ø 42 - Halter
			←	☐; → 06/10; +PR 1LL		11.9426-9905.2	220985	ATE Ø 42 - Halter
			←	☐; 07/10→; +PR 1LL		11.9426-9906.2	220986	ATE Ø 42 - Halter
			←	☐; → 06/10; +PR 1LL		11.9426-9906.2	220986	ATE Ø 42 - Halter
			→	☐; +PR 1KW		24.6243-1713.5	240715	TRW Ø 43 + EMot / - Halter + FSB
			→	☐; +PR 1KW		24.6243-1714.5	240716	TRW Ø 43 + EMot / - Halter + FSB
<b>Feder, Bremssattel</b>								
2.0 TFSI hybrid	155	02/12→		05/12→; +PR 1LJ	2	11.8116-0018.2	390604	ATE
2.0 TFSI quattro	185	09/16→		+PR 1LJ,1LP	2	11.8116-0018.2	390604	ATE
2.5 TFSI	150	07/12→		+PR 1LJ	2	11.8116-0018.2	390604	ATE
3.0 TDI	150	09/11→						
3.0 TDI quattro	155	08/10→						
3.0 TDI quattro	176	11/12→						
3.0 TDI quattro	184	07/10→						
3.0 TDI quattro	190	10/13→						
3.0 TDI quattro	193	05/15→						
3.0 TFSI quattro	213	07/10→						
3.0 TFSI quattro	228	11/11→						
4.0 TFSI quattro	309	03/12→						
4.0 TFSI quattro	320	10/13→						
4.2 TDI quattro	283	10/13→						
6.3 W12 quattro	368	01/11→						
S8 plus quattro	445	11/15→						
S8 quattro	382	04/12→						
3.0 TFSI quattro	245	06/10→		07/10→; +PR 1LJ	2	11.8116-0018.2	390604	ATE
4.2 FSI quattro	273	11/09→		07/10→; +PR 1LJ	2	11.8116-0018.2	390604	ATE
4.2 TDI quattro	258	11/09→		→ 06/10; +PR 1LJ	2	11.8116-0018.2	390604	ATE
<b>Führungsbolzen, Bremssattel</b>								
2.0 TFSI hybrid	155	02/12→		05/12→; +PR 1LL		11.8171-0096.1	250155	ATE
				05/12→; +PR 1LJ		11.8171-0096.1	250155	ATE
2.0 TFSI quattro	185	09/16→		+PR 1LL		11.8171-0096.1	250155	ATE
				+PR 1LJ,1LP		11.8171-0096.1	250155	ATE
2.5 TFSI	150	07/12→		+PR 1LL		11.8171-0096.1	250155	ATE
3.0 TDI	150	09/11→						
3.0 TDI quattro	155	08/10→		+PR 1LJ		11.8171-0096.1	250155	ATE
3.0 TDI quattro	176	11/12→						
3.0 TDI quattro	184	07/10→						
3.0 TDI quattro	190	10/13→						
3.0 TDI quattro	193	05/15→						
3.0 TFSI quattro	213	07/10→						
3.0 TFSI quattro	228	11/11→						
4.0 TFSI quattro	309	03/12→						
4.0 TFSI quattro	320	10/13→						
4.2 TDI quattro	283	10/13→						
6.3 W12 quattro	368	01/11→						
S8 plus quattro	445	11/15→						
S8 quattro	382	04/12→						
3.0 TFSI quattro	245	06/10→		07/10→; +PR 1LL		11.8171-0096.1	250155	ATE
				07/10→; +PR 1LJ		11.8171-0096.1	250155	ATE
4.2 FSI quattro	273	11/09→		07/10→; +PR 1LL		11.8171-0096.1	250155	ATE
4.2 TDI quattro	258	11/09→		→ 06/10; +PR 1LL		11.8171-0096.1	250155	ATE
				→ 06/10; +PR 1LJ		11.8171-0096.1	250155	ATE
				07/10→; +PR 1LJ		11.8171-0096.1	250155	ATE
↓								














	kw			 	! #		
<b>AUDI - A8 (4H_) 11/09→</b>							
 <b>Bremsschlauch</b>							
2.0 TFSI hybrid	155	02/12→	←	05/12→	2	24.5140-0495.3 331446	L= 495
2.0 TFSI quattro	185	09/16→	←		2	24.5140-0495.3 331446	L= 495
2.5 TFSI	150	07/12→					
3.0 TDI	150	09/11→					
3.0 TDI quattro	155	08/10→					
3.0 TDI quattro	176	11/12→					
3.0 TDI quattro	184	07/10→					
3.0 TDI quattro	190	10/13→					
3.0 TDI quattro	193	05/15→					
3.0 TFSI quattro	213	07/10→					
3.0 TFSI quattro	228	11/11→					
4.0 TFSI quattro	309	03/12→					
4.0 TFSI quattro	320	10/13→					
4.2 FSI quattro	273	11/09→					
4.2 TDI quattro	258	11/09→					
4.2 TDI quattro	283	10/13→					
6.3 W12 quattro	368	01/11→					
S8 plus quattro	445	11/15→					
S8 quattro	382	04/12→					
3.0 TFSI quattro	245	06/10→	←	07/10→	2	24.5140-0495.3 331446	L= 495
<b>AUDI - ALLROAD (4BH, C5) 05/00→08/05</b>							
 <b>Bremssattel</b>							
2.5 TDI quattro	120	05/03→08/05	←	☐; +PR 1LA; → 07/05		11.9606-9965.2 220817	ATE Ø 60 - Halter
2.5 TDI quattro	132	05/00→08/05	←	☐; +PR 1LA; → 07/05		11.9606-9966.2 220818	ATE Ø 60 - Halter
2.7 quattro	187	09/00→08/05	←	☐; +PR 1LA; → 07/05		11.9606-9966.2 220818	ATE Ø 60 - Halter
2.7 T quattro	184	05/00→08/05	→	☐; → 07/05		24.3384-1733.5 240820	TRW Ø 38 - Halter
			→	☐; → 07/05		24.3384-1734.7 220546	TRW Ø 38 - Halter
4.2 V8 quattro	220	07/02→08/05	←	☐; +PR 1LA; → 07/05		11.9606-9965.2 220817	ATE Ø 60 - Halter
			←	☐; +PR 1LA; → 07/05		11.9606-9966.2 220818	ATE Ø 60 - Halter
			→	☐; → 07/05		24.3437-1701.7 220761	TRW Ø 43 - Halter
			→	☐; → 07/05		24.3437-1702.7 220762	TRW Ø 43 - Halter
<b>Halter, Bremssattel</b>							
2.5 TDI quattro	120	05/03→08/05	←	+PR 1LA; → 07/05		11.0230-0630.1 260127	ATE
2.5 TDI quattro	132	05/00→08/05					
2.7 quattro	187	09/00→08/05					
2.7 T quattro	184	05/00→08/05					
4.2 V8 quattro	220	07/02→08/05					
<b>Feder, Bremssattel</b>							
2.5 TDI quattro	120	05/03→08/05	←	+PR 1LA; → 07/05	2	11.8116-0299.1 390446	ATE
2.5 TDI quattro	132	05/00→08/05					
2.7 quattro	187	09/00→08/05					
2.7 T quattro	184	05/00→08/05					
4.2 V8 quattro	220	07/02→08/05					
<b>Führungshülzensatz, Bremssattel</b>							
2.5 TDI quattro	120	05/03→08/05	←	+PR 1LA; → 07/05		11.0101-5409.2 260035	ATE
2.5 TDI quattro	132	05/00→08/05					
2.7 quattro	187	09/00→08/05					
2.7 T quattro	184	05/00→08/05					
4.2 V8 quattro	220	07/02→08/05					
<b>Führungsbolzen, Bremssattel</b>							
2.5 TDI quattro	120	05/03→08/05		+PR 1LA; → 07/05		11.8171-0008.1 990049	ATE
2.5 TDI quattro	132	05/00→08/05					
2.7 quattro	187	09/00→08/05					
2.7 T quattro	184	05/00→08/05					
4.2 V8 quattro	220	07/02→08/05					
<b>Dichtungssatz, Bremssattel</b>							
2.5 TDI quattro	120	05/03→08/05	←	+PR 1LA; → 07/05		11.0441-6008.2 250038	ATE für Kolben-Ø [mm]: 60
2.5 TDI quattro	132	05/00→08/05					
2.7 quattro	187	09/00→08/05					
2.7 T quattro	184	05/00→08/05					
4.2 V8 quattro	220	07/02→08/05					
 <b>Bremsschlauch</b>							
2.5 TDI quattro	120	05/03→08/05	←	→ 07/05	2	24.5237-0335.3 331462	L= 335
2.5 TDI quattro	132	05/00→08/05					
2.7 quattro	187	09/00→08/05					
2.7 T quattro	184	05/00→08/05					
4.2 V8 quattro	220	07/02→08/05					

	kw			 	! #			
<b>AUDI - CABRIOLET (8G7, B4) 05/91→08/00</b>								
<b> Bremssattel</b>								
1.8	92	01/97→08/00	←	☐; 04/97→	24.3541-1719.5	240057	TRW Ø 54 - Halter	
			←	☐; 04/97→	24.3541-1720.5	240058	TRW Ø 54 - Halter	
			→	☐; 04/97→	24.3384-1709.5	240257	TRW Ø 38 - Halter	
			→	☐; 04/97→	24.3384-1710.5	240258	TRW Ø 38 - Halter	
1.9 TDI	66	06/95→08/00	←	☐; 07/95→	24.3541-1719.5	240057	TRW Ø 54 - Halter	
			←	☐; 07/95→	24.3541-1720.5	240058	TRW Ø 54 - Halter	
			→	☐; 07/95→	24.3384-1709.5	240257	TRW Ø 38 - Halter	
			→	☐; 07/95→	24.3384-1710.5	240258	TRW Ø 38 - Halter	
2.0 16V 2.6	103 102	06/95→07/96 05/95→08/00	←	☐	24.3541-1719.5	240057	TRW Ø 54 - Halter	
			←	☐	24.3541-1720.5	240058	TRW Ø 54 - Halter	
			→	☐	24.3384-1709.5	240257	TRW Ø 38 - Halter	
			→	☐	24.3384-1710.5	240258	TRW Ø 38 - Halter	
2.0 E	85	01/93→07/98	←	☐	24.3541-1719.5	240057	TRW Ø 54 - Halter	
			←	☐	24.3541-1720.5	240058	TRW Ø 54 - Halter	
			→	☐; → 8G-P-005533	24.3384-1601.5	240013	TRW Ø 38 - Halter	
			→	☐; → 8G-P-005533	24.3384-1602.5	240014	TRW Ø 38 - Halter	
			→	☐; 8G-P-005534→	24.3384-1709.5	240257	TRW Ø 38 - Halter	
			→	☐; 8G-P-005534→	24.3384-1710.5	240258	TRW Ø 38 - Halter	
2.6	110	06/93→08/00	←	☐; 01/94→	24.3541-1719.5	240057	TRW Ø 54 - Halter	
			←	☐; 01/94→	24.3541-1720.5	240058	TRW Ø 54 - Halter	
			→	☐; 01/94→	24.3384-1709.5	240257	TRW Ø 38 - Halter	
			→	☐; 01/94→	24.3384-1710.5	240258	TRW Ø 38 - Halter	
2.8	128	11/92→08/00	→	☐; → 8G-P-005533	24.3384-1601.5	240013	TRW Ø 38 - Halter	
			→	☐; → 8G-P-005533	24.3384-1602.5	240014	TRW Ø 38 - Halter	
			→	☐; 8G-P-005534→	24.3384-1709.5	240257	TRW Ø 38 - Halter	
			→	☐; 8G-P-005534→	24.3384-1710.5	240258	TRW Ø 38 - Halter	
<b>Führungshülsensatz, Bremssattel</b>								
2.8	128	11/92→08/00	←		11.0101-5403.2	260010	TRW	
<b>Zubehörsatz, Bremssattel</b>								
1.8	92	01/97→08/00	←	04/97→	24.0101-4301.2	260047	TRW	
1.9 TDI	66	06/95→08/00	←	07/95→	24.0101-4301.2	260047	TRW	
2.0 16V 2.6	103 102	06/95→07/96 05/95→08/00	←		24.0101-4301.2	260047	TRW	
			→	→ 8G-P-005533	24.0101-3601.2	260044	TRW	
2.0 E	85	01/93→07/98	←		24.0101-4301.2	260047	TRW	
2.6	110	06/93→08/00	←	01/94→	24.0101-4301.2	260047	TRW	
2.8	128	11/92→08/00	←		24.0101-3401.2	260043	TRW	
			→	→ 8G-P-005533	24.0101-3601.2	260044	TRW	
<b> Bremsschlauch</b>								
1.8	92	01/97→08/00	←	am Bremssattel; 04/97→	2	24.5170-0161.3	331308	L= 161
			←	04/97→	2	24.5237-0288.3	331442	L= 288
			→	am Bremssattel; 04/97→	2	24.5170-0161.3	331308	L= 161
			→	☐; 04/97→		83.6224-0200.3	330729	L= 200
			→	☐; 04/97→		83.7804-0150.3	330853	L= 150
1.9 TDI	66	06/95→08/00	←	am Bremssattel; 07/95→	2	24.5170-0161.3	331308	L= 161
			←	07/95→	2	24.5237-0288.3	331442	L= 288
			→	am Bremssattel; 07/95→	2	24.5170-0161.3	331308	L= 161
			→	☐; 07/95→		83.6224-0200.3	330729	L= 200
			→	☐; 07/95→		83.7804-0150.3	330853	L= 150
2.0 16V 2.0 E 2.6 2.8	103 85 102 128	06/95→07/96 01/93→07/98 05/95→08/00 11/92→08/00	←	am Bremssattel	2	24.5170-0161.3	331308	L= 161
			←		2	24.5237-0288.3	331442	L= 288
			→	am Bremssattel	2	24.5170-0161.3	331308	L= 161
			↓					

	kw			 	! #		
<b>AUDI - CABRIOLET (8G7, B4) 05/91→08/00</b>							
<b>Bremsschlauch</b>							
2.0 16V	103	06/95→07/96	→	☐		83.6224-0200.3 330729	L= 200
2.0 E	85	01/93→07/98	→	☐		83.7804-0150.3 330853	L= 150
2.6	102	05/95→08/00					
2.8	128	11/92→08/00					
2.6	110	06/93→08/00	←	am Bremssattel; 01/94→	2	24.5170-0161.3 331308	L= 161
			←	01/94→	2	24.5237-0288.3 331442	L= 288
			→	am Bremssattel; 01/94→	2	24.5170-0161.3 331308	L= 161
			→	☐; 01/94→		83.6224-0200.3 330729	L= 200
			→	☐; 01/94→		83.7804-0150.3 330853	L= 150
<b>AUDI - COUPE (89, 8B) 10/88→12/96</b>							
<b>Bremssattel</b>							
2.0	85	05/89→12/96	←	☐; → 07/92		11.3541-8521.2 220113	ATE Ø 54 - Halter
			←	☐; 08/92→		24.3541-1719.5 240057	TRW Ø 54 - Halter
			←	☐; 08/92→		24.3541-1720.5 240058	TRW Ø 54 - Halter
			←	☐; → 07/92		24.3541-1720.5 240058	TRW Ø 54 - Halter
			→	☐; → 04/93		24.3384-1601.5 240013	TRW Ø 38 - Halter
			→	☐; → 04/93		24.3384-1602.5 240014	TRW Ø 38 - Halter
			→	☐; 05/93→		24.3384-1709.5 240257	TRW Ø 38 - Halter
			→	☐; 05/93→		24.3384-1710.5 240258	TRW Ø 38 - Halter
2.0 16 V	103	08/92→12/96	←	☐		24.3541-1719.5 240057	TRW Ø 54 - Halter
2.6	110	08/92→12/96	←	☐		24.3541-1720.5 240058	TRW Ø 54 - Halter
			→	☐; → 04/93		24.3384-1601.5 240013	TRW Ø 38 - Halter
			→	☐; → 04/93		24.3384-1602.5 240014	TRW Ø 38 - Halter
			→	☐; 05/93→		24.3384-1709.5 240257	TRW Ø 38 - Halter
			→	☐; 05/93→		24.3384-1710.5 240258	TRW Ø 38 - Halter
2.3	98	03/90→12/96	←	☐; → 07/92		11.3541-8521.2 220113	ATE Ø 54 - Halter
			←	☐; 08/92→		24.3541-1719.5 240057	TRW Ø 54 - Halter
			←	☐; 08/92→		24.3541-1720.5 240058	TRW Ø 54 - Halter
			←	☐; → 07/92		24.3541-1720.5 240058	TRW Ø 54 - Halter
			→	☐; → 04/93		24.3384-1601.5 240013	TRW Ø 38 - Halter
			→	☐; → 04/93		24.3384-1602.5 240014	TRW Ø 38 - Halter
			→	☐; 05/93→ 07/94		24.3384-1709.5 240257	TRW Ø 38 - Halter
			→	☐; 05/93→ 07/94		24.3384-1710.5 240258	TRW Ø 38 - Halter
2.3 20V quattro	123	05/90→12/96	→	☐		24.3384-1703.5 240055	TRW Ø 38 - Halter
2.8 quattro	128	08/91→12/96	→	☐		24.3384-1704.5 240056	TRW Ø 38 - Halter
S2 quattro	169	10/92→12/96					
2.3 quattro	98	05/90→12/96	←	☐; → 07/92		11.3541-8521.2 220113	ATE Ø 54 - Halter
			←	☐; 08/92→		24.3541-1719.5 240057	TRW Ø 54 - Halter
			←	☐; → 07/92		24.3541-1720.5 240058	TRW Ø 54 - Halter
			←	☐; 08/92→		24.3541-1720.5 240058	TRW Ø 54 - Halter
			→	☐		24.3384-1703.5 240055	TRW Ø 38 - Halter
			→	☐		24.3384-1704.5 240056	TRW Ø 38 - Halter
2.6 quattro	110	08/92→12/96	←	☐		11.3541-8521.2 220113	ATE Ø 54 - Halter
			←	☐		24.3541-1719.5 240057	TRW Ø 54 - Halter
			←	☐		24.3541-1720.5 240058	TRW Ø 54 - Halter
			→	☐		24.3384-1703.5 240055	TRW Ø 38 - Halter
			→	☐		24.3384-1704.5 240056	TRW Ø 38 - Halter
2.8	128	09/91→12/96	→	☐; → 04/93		24.3384-1601.5 240013	TRW Ø 38 - Halter
			→	☐; → 04/93		24.3384-1602.5 240014	TRW Ø 38 - Halter
			→	☐; 05/93→		24.3384-1709.5 240257	TRW Ø 38 - Halter
			→	☐; 05/93→		24.3384-1710.5 240258	TRW Ø 38 - Halter
↓							



	kW			 	! #			
<b>AUDI - COUPE (89, 8B) 10/88→12/96</b>								
<b>Führungshülzensatz, Bremssattel</b>								
2.0	85	05/89→12/96	←	08/92→		11.0101-5403.2 260010	TRW	
2.3	98	03/90→12/96	←	→ 07/92		11.0101-5403.2 260010	TRW	
2.3 quattro	98	05/90→12/96				11.0101-5409.2 260035	ATE	
2.0 16 V	103	08/92→12/96	←			11.0101-5403.2 260010	TRW	
2.6	110	08/92→12/96	←			11.0101-5403.2 260010	TRW	
2.8	128	09/91→12/96						
2.8 quattro	128	08/91→12/96						
S2 quattro	169	10/92→12/96						
2.3 20V quattro	123	05/90→12/96	←	8B-L-003001→		11.0101-5403.2 260010	TRW	
2.6 quattro	110	08/92→12/96	←			11.0101-5403.2 260010	TRW	
						11.0101-5409.2 260035	ATE	
<b>Führungsbolzen, Bremssattel</b>								
2.0	85	05/89→12/96	←	→ 07/92		11.8171-0008.1 990049	ATE	
2.3	98	03/90→12/96	←			11.8171-0008.1 990049	ATE	
2.3 quattro	98	05/90→12/96						
2.6 quattro	110	08/92→12/96	←			11.8171-0008.1 990049	ATE	
<b>Dichtungssatz, Bremssattel</b>								
2.0	85	05/89→12/96	←	→ 07/92		11.0441-5405.2 250030	ATE	
2.3	98	03/90→12/96	←			11.0441-5405.2 250030	ATE	
2.3 quattro	98	05/90→12/96						
2.6 quattro	110	08/92→12/96	←			11.0441-5405.2 250030	ATE	
<b>Zubehörsatz, Bremssattel</b>								
2.0	85	05/89→12/96	←	→ 07/92		24.0101-4301.2 260047	TRW	
2.3	98	03/90→12/96	←	→ 07/92		24.0101-4301.2 260047	TRW	
				08/92→			24.0101-3601.2 260044	TRW
				→ 04/93			24.0101-3601.2 260044	TRW
2.0 16 V	103	08/92→12/96	←			24.0101-4301.2 260047	TRW	
2.6	110	08/92→12/96	←			24.0101-4301.2 260047	TRW	
								→ 04/93
2.3 20V quattro	123	05/90→12/96	←	8B-L-003001→		24.0101-3401.2 260043	TRW	
			←			24.0101-3601.2 260044	TRW	
2.3 quattro	98	05/90→12/96	←	→ 07/92		24.0101-4301.2 260047	TRW	
				08/92→			24.0101-4301.2 260047	TRW
				→			24.0101-3601.2 260044	TRW
2.6 quattro	110	08/92→12/96	←			24.0101-4301.2 260047	TRW	
			←			24.0101-3601.2 260044	TRW	
2.8	128	09/91→12/96	←			24.0101-3401.2 260043	TRW	
			←	→ 04/93		24.0101-3601.2 260044	TRW	
2.8 quattro	128	08/91→12/96	←			24.0101-3401.2 260043	TRW	
S2 quattro	169	10/92→12/96	←			24.0101-3601.2 260044	TRW	
			←			24.0101-3601.2 260044	TRW	
<b>Bremsschlauch</b>								
2.0	85	05/89→12/96	←	am Bremssattel; 8B-L-003792→	2	24.5170-0161.3 331308	L= 161	
2.0 16 V	103	08/92→12/96	←	→ 8B-L-003791	2	24.5170-0315.3 331309	L= 315	
			←	8B-L-003792→	2	24.5237-0288.3 331442	L= 288	
			→	am Bremssattel	2	24.5170-0161.3 331308	L= 161	
			→			83.6224-0200.3 330729	L= 200	
			→			83.7804-0150.3 330853	L= 150	
2.3	98	03/90→12/96	←	am Bremssattel; 8B-L-003792→;	2	24.5170-0161.3 331308	L= 161	
				→ 07/94				
			←	→ 8B-L-003791	2	24.5170-0315.3 331309	L= 315	
			←	8B-L-003792→; → 07/94	2	24.5237-0288.3 331442	L= 288	
			→	am Bremssattel; → 07/94	2	24.5170-0161.3 331308	L= 161	
			→	 ; → 07/94		83.6224-0200.3 330729	L= 200	
			→	 ; → 07/94		83.7804-0150.3 330853	L= 150	
2.3 20V quattro	123	05/90→12/96	←	→ 8B-L-003000	2	24.5113-0380.3 331344	L= 382	
			←	am Bremssattel; 8B-L-003001→	2	24.5170-0161.3 331308	L= 161	
			←	8B-L-003001→	2	24.5237-0288.3 331442	L= 288	
			→		2	83.6104-0250.3 330720	L= 250	
↓								

	kW			 	! #			
<b>AUDI - COUPE (89, 8B) 10/88→12/96</b>								
<b>Bremsschlauch</b>								
2.3 quattro	98	05/90→12/96	←	am Bremssattel; 8B-L-003001→	2	24.5170-0161.3	331308	L= 161
			←	→ 8B-L-003000	2	24.5170-0315.3	331309	L= 315
			←	8B-L-003001→	2	24.5237-0288.3	331442	L= 288
			→		2	83.6104-0250.3	330720	L= 250
2.6 2.8	110 128	08/92→12/96 09/91→12/96	←	am Bremssattel	2	24.5170-0161.3	331308	L= 161
			←		2	24.5237-0288.3	331442	L= 288
			→	am Bremssattel	2	24.5170-0161.3	331308	L= 161
			→			83.6224-0200.3	330729	L= 200
			→			83.7804-0150.3	330853	L= 150
2.6 quattro 2.8 quattro S2 quattro	110 128 169	08/92→12/96 08/91→12/96 10/92→12/96	←	am Bremssattel	2	24.5170-0161.3	331308	L= 161
			←		2	24.5237-0288.3	331442	L= 288
			→		2	83.6104-0250.3	330720	L= 250
<b>AUDI - Q3 (8U) 06/11→</b>								
<b>Bremssattel</b>								
1.4 TFSI	92	07/16→	←	 ; +PR 1LJ,1ZD		11.9571-9759.2	220847	ATE Ø 57 - Halter
1.4 TFSI	110	10/13→	←	 ; +PR 1LJ,1ZD		11.9571-9760.2	220848	ATE Ø 57 - Halter
2.0 TDI	88	03/15→	←					
2.0 TDI	100	09/11→	→	 ; +PR 1KU		24.6241-1709.7	221021	TRW Ø 41 + EMot / - Halter + FSB
2.0 TDI	103	09/11→	→					
2.0 TDI	110	11/14→	→					
2.0 TDI	130	05/13→	→	 ; +PR 1KU		24.6241-1710.7	221022	TRW Ø 41 + EMot / - Halter + FSB
2.0 TDI	135	05/15→						
2.0 TDI quattro	103	01/12→						
2.0 TDI quattro	110	11/14→						
2.0 TDI quattro	120	06/11→						
2.0 TDI quattro	130	06/11→						
2.0 TDI quattro	135	11/14→						
2.0 TFSI	132	05/15→						
2.0 TFSI quattro	125	06/11→						
2.0 TFSI quattro	132	11/14→						
2.0 TFSI quattro	155	06/11→						
2.0 TFSI quattro	162	11/14→						
<b>Feder, Bremssattel</b>								
1.4 TFSI	92	07/16→		+PR 1LJ,1ZD	2	11.8116-0071.1	390605	ATE
1.4 TFSI	110	10/13→						
2.0 TDI	88	03/15→						
2.0 TDI	100	09/11→						
2.0 TDI	103	09/11→						
2.0 TDI	110	11/14→						
2.0 TDI	130	05/13→						
2.0 TDI	135	05/15→						
2.0 TDI quattro	103	01/12→						
2.0 TDI quattro	110	11/14→						
2.0 TDI quattro	120	06/11→						
2.0 TDI quattro	130	06/11→						
2.0 TDI quattro	135	11/14→						
2.0 TFSI	132	05/15→						
2.0 TFSI quattro	125	06/11→						
2.0 TFSI quattro	132	11/14→						
2.0 TFSI quattro	155	06/11→						
2.0 TFSI quattro	162	11/14→						
<b>Führungshülzensatz, Bremssattel</b>								
1.4 TFSI	92	07/16→	←	+PR 1LJ,1ZD		11.0101-5409.2	260035	ATE
1.4 TFSI	110	10/13→						
2.0 TDI	88	03/15→						
2.0 TDI	100	09/11→						
2.0 TDI	103	09/11→						
2.0 TDI	110	11/14→						
2.0 TDI	130	05/13→						
2.0 TDI	135	05/15→						
2.0 TDI quattro	103	01/12→						
2.0 TDI quattro	110	11/14→						
2.0 TDI quattro	120	06/11→						
2.0 TDI quattro	130	06/11→						
2.0 TDI quattro	135	11/14→						
2.0 TFSI	132	05/15→						
2.0 TFSI quattro	125	06/11→						
2.0 TFSI quattro	132	11/14→						
2.0 TFSI quattro	155	06/11→						
2.0 TFSI quattro	162	11/14→						

**AUDI - Q3 (8U) 06/11→**

**Führungsbolzen, Bremsattel**

1.4 TFSI	92	07/16→		+PR 1LJ,1ZD		11.8171-0008.1	990049	ATE
1.4 TFSI	110	10/13→						
2.0 TDI	88	03/15→						
2.0 TDI	100	09/11→						
2.0 TDI	103	09/11→						
2.0 TDI	110	11/14→						
2.0 TDI	130	05/13→						
2.0 TDI	135	05/15→						
2.0 TDI quattro	103	01/12→						
2.0 TDI quattro	110	11/14→						
2.0 TDI quattro	120	06/11→						
2.0 TDI quattro	130	06/11→						
2.0 TDI quattro	135	11/14→						
2.0 TFSI	132	05/15→						
2.0 TFSI quattro	125	06/11→						
2.0 TFSI quattro	132	11/14→						
2.0 TFSI quattro	155	06/11→						
2.0 TFSI quattro	162	11/14→						










**Bremsschlauch**











1.4 TFSI	92	07/16→	←		2	24.5143-0578.3	331168	L= 578
2.0 TDI	88	03/15→						
2.0 TDI	110	11/14→						
2.0 TDI	135	05/15→						
2.0 TDI quattro	110	11/14→						
2.0 TDI quattro	135	11/14→						
2.0 TFSI	132	05/15→						
2.0 TFSI quattro	132	11/14→						
2.0 TFSI quattro	162	11/14→						
1.4 TFSI	110	10/13→	←		2	24.5143-0578.3	331168	L= 578
2.0 TDI	100	09/11→						
2.0 TDI	103	09/11→	→		2	24.5143-0257.3	331167	L= 257
2.0 TDI	130	05/13→						
2.0 TDI quattro	103	01/12→						
2.0 TDI quattro	120	06/11→						
2.0 TDI quattro	130	06/11→						
2.0 TFSI quattro	125	06/11→						
2.0 TFSI quattro	155	06/11→						








**AUDI - Q5 (8R) 11/08→**











**Bremssattel**









2.0 TDI	100	11/10→	←	☐; → 06/11; +PR 1LA,1LJ		24.3601-1729.5	240802	TRW Ø 60 - Halter
2.0 TDI	105	11/10→						
2.0 TDI quattro	100	08/09→	←	☐; 07/11→ 05/12; +PR 1LA,1LJ		24.3601-1729.5	240802	TRW Ø 60 - Halter
2.0 TDI quattro	105	08/09→	←	☐; +PR 1LJ,1ZB,1ZT		24.3601-1729.5	240802	TRW Ø 60 - Halter
2.0 TFSI hybrid quattro	155	06/11→	←	☐; → 06/11; +PR 1LA,1LJ		24.3601-1730.5	240803	TRW Ø 60 - Halter
2.0 TFSI quattro	132	08/09→	←	☐; 07/11→ 05/12; +PR 1LA,1LJ		24.3601-1730.5	240803	TRW Ø 60 - Halter
			←	☐; +PR 1LJ,1ZB,1ZT		24.3601-1730.5	240803	TRW Ø 60 - Halter
			→	☐; → 05/12; +PR 1KW		24.6243-1703.7	220945	TRW Ø 43 + EMot / - Halter + FSB
			→	☐; → 05/12; +PR 1KW		24.6243-1704.7	220946	TRW Ø 43 + EMot / - Halter + FSB
			→	☐; 06/12→; +PR 1KW,2EK		24.6243-1707.7	220979	TRW Ø 43 + EMot / - Halter + FSB
			→	☐; 06/12→; +PR 1KW,2EK		24.6243-1708.7	220980	TRW Ø 43 + EMot / - Halter + FSB
			→	☐; → 12/12; +PR 1KE,2EL		24.6243-1717.5	240747	TRW Ø 43 + EMot / - Halter + FSB
			→	☐; → 12/12; +PR 1KE,2EL		24.6243-1718.5	240748	TRW Ø 43 + EMot / - Halter + FSB
			→	☐; 01/13→; +PR 1KE,2EL		24.6243-1721.5	240782	TRW Ø 43 + EMot / - Halter + FSB
			→	☐; 01/13→; +PR 1KE,2EL		24.6243-1722.5	240783	TRW Ø 43 + EMot / - Halter + FSB
2.0 TDI	110	05/13→	←	☐; +PR 1LJ,1ZB,1ZT		24.3601-1729.5	240802	TRW Ø 60 - Halter
2.0 TDI	140	09/15→						
2.0 TDI quattro	110	05/13→	←	☐; +PR 1LJ,1ZB,1ZT		24.3601-1730.5	240803	TRW Ø 60 - Halter
2.0 TDI quattro	140	11/13→	→	☐; +PR 1KW,2EK		24.6243-1707.7	220979	TRW Ø 43 + EMot / - Halter + FSB
2.0 TFSI quattro	162	05/13→						
2.0 TFSI quattro	169	08/15→	→	☐; +PR 1KW,2EK		24.6243-1708.7	220980	TRW Ø 43 + EMot / - Halter + FSB
3.0 TDI quattro	190	11/13→	→	☐; +PR 1KE,2EL		24.6243-1721.5	240782	TRW Ø 43 + EMot / - Halter + FSB
			→	☐; +PR 1KE,2EL		24.6243-1722.5	240783	TRW Ø 43 + EMot / - Halter + FSB

	kw			 	! #		
<b>AUDI - Q5 (8R) 11/08→</b>							
<b> Bremssattel</b>							
2.0 TDI quattro	120	11/08→	←	☐; 03/09→; +PR 1LJ,1ZB,1ZT	2	24.3601-1729.5 240802	TRW Ø 60 - Halter
2.0 TDI quattro	125	11/08→	←	☐; 03/09→ 06/11; +PR 1LA,1LJ	2	24.3601-1729.5 240802	TRW Ø 60 - Halter
2.0 TFSI quattro	155	11/08→	←	☐; 07/11→ 05/12; +PR 1LA,1LJ	2	24.3601-1729.5 240802	TRW Ø 60 - Halter
3.0 TDI quattro	155	11/08→	←	☐; 07/11→ 05/12; +PR 1LA,1LJ	2	24.3601-1730.5 240803	TRW Ø 60 - Halter
3.0 TDI quattro	176	11/08→	←	☐; 03/09→; +PR 1LJ,1ZB,1ZT	2	24.3601-1730.5 240803	TRW Ø 60 - Halter
3.2 FSI quattro	199	11/08→	←	☐; 03/09→ 06/11; +PR 1LA,1LJ	2	24.3601-1730.5 240803	TRW Ø 60 - Halter
			→	☐; 03/09→; +PR 1KW; → 05/12	2	24.6243-1703.7 220945	TRW Ø 43 + EMot / - Halter + FSB
			→	☐; 03/09→; +PR 1KW; → 05/12	2	24.6243-1704.7 220946	TRW Ø 43 + EMot / - Halter + FSB
			→	☐; 06/12→; +PR 1KW,2EK	2	24.6243-1707.7 220979	TRW Ø 43 + EMot / - Halter + FSB
			→	☐; 06/12→; +PR 1KW,2EK	2	24.6243-1708.7 220980	TRW Ø 43 + EMot / - Halter + FSB
			→	☐; 03/09→ 12/12; +PR 1KE,2EL	2	24.6243-1717.5 240747	TRW Ø 43 + EMot / - Halter + FSB
			→	☐; 03/09→ 12/12; +PR 1KE,2EL	2	24.6243-1718.5 240748	TRW Ø 43 + EMot / - Halter + FSB
			→	☐; 01/13→; +PR 1KE,2EL	2	24.6243-1721.5 240782	TRW Ø 43 + EMot / - Halter + FSB
			→	☐; 01/13→; +PR 1KE,2EL	2	24.6243-1722.5 240783	TRW Ø 43 + EMot / - Halter + FSB
2.0 TDI quattro	130	06/12→	←	☐; 09/12→; +PR 1LJ,1ZB,1ZT	2	24.3601-1729.5 240802	TRW Ø 60 - Halter
2.0 TFSI quattro	165	06/12→	←	☐; 09/12→; +PR 1LJ,1ZB,1ZT	2	24.3601-1730.5 240803	TRW Ø 60 - Halter
3.0 TDI quattro	180	06/12→	→	☐; 09/12→; +PR 1KW,2EK	2	24.6243-1707.7 220979	TRW Ø 43 + EMot / - Halter + FSB
3.0 TDI quattro	184	06/12→	→	☐; 09/12→; +PR 1KW,2EK	2	24.6243-1708.7 220980	TRW Ø 43 + EMot / - Halter + FSB
3.0 TFSI quattro	200	06/12→	→	☐; 09/12→ 12/12; +PR 1KE,2EL	2	24.6243-1717.5 240747	TRW Ø 43 + EMot / - Halter + FSB
			→	☐; 09/12→ 12/12; +PR 1KE,2EL	2	24.6243-1718.5 240748	TRW Ø 43 + EMot / - Halter + FSB
			→	☐; 01/13→; +PR 1KE,2EL	2	24.6243-1721.5 240782	TRW Ø 43 + EMot / - Halter + FSB
			→	☐; 01/13→; +PR 1KE,2EL	2	24.6243-1722.5 240783	TRW Ø 43 + EMot / - Halter + FSB
<b>Feder, Bremssattel</b>							
SQ5 TDI quattro	230	12/12→		+PR 1LV,1ZK	2	11.8116-0018.2 390604	ATE
SQ5 TDI quattro	240	04/15→					
SQ5 TDI quattro	250	11/15→					
SQ5 TFSI quattro	260	05/13→					
<b>Führungsbolzen, Bremssattel</b>							
SQ5 TDI quattro	230	12/12→		+PR 1LV,1ZK	2	11.8171-0096.1 250155	ATE
SQ5 TDI quattro	240	04/15→					
SQ5 TDI quattro	250	11/15→					
SQ5 TFSI quattro	260	05/13→					
<b> Bremsschlauch</b>							
2.0 TDI	100	11/10→	←		2	83.7713-0483.3 331229	L= 485
2.0 TDI	105	11/10→	→		2	24.5140-0396.3 331372	L= 396
2.0 TDI	110	05/13→					
2.0 TDI	140	09/15→					
2.0 TDI quattro	100	08/09→					
2.0 TDI quattro	105	08/09→					
2.0 TDI quattro	110	05/13→					
2.0 TDI quattro	140	11/13→					
2.0 TFSI hybrid quattro	155	06/11→					
2.0 TFSI quattro	132	08/09→					
2.0 TFSI quattro	162	05/13→					
2.0 TFSI quattro	169	08/15→					
3.0 TDI quattro	190	11/13→					
SQ5 TDI quattro	230	12/12→					
SQ5 TDI quattro	240	04/15→					
SQ5 TDI quattro	250	11/15→					
SQ5 TFSI quattro	260	05/13→					
2.0 TDI quattro	120	11/08→	←	03/09→	2	83.7713-0483.3 331229	L= 485
2.0 TDI quattro	125	11/08→	→	03/09→	2	24.5140-0396.3 331372	L= 396
2.0 TFSI quattro	155	11/08→					
3.0 TDI quattro	155	11/08→					
3.0 TDI quattro	176	11/08→					








	kw			 	! #		
<b>AUDI - Q5 (8R) 11/08→</b>							
 <b>Bremsschlauch</b>							
3.2 FSI quattro	199	11/08→	←	03/09→	2	83.7713-0483.3	331229 L= 485
			→	03/09→	2	24.5140-0396.3	331372 L= 396
2.0 TDI quattro	130	06/12→	←	09/12→	2	83.7713-0483.3	331229 L= 485
2.0 TFSI quattro	165	06/12→					
3.0 TDI quattro	180	06/12→	→	09/12→	2	24.5140-0396.3	331372 L= 396
3.0 TDI quattro	184	06/12→					
3.0 TFSI quattro	200	06/12→					
<b>AUDI - Q7 (4L) 03/06→08/15</b>							
 <b>Bremsschlauch</b>							
3.0 TDI quattro	150	05/10→08/15	←		2	24.5237-0515.3	331463 L= 515
3.0 TDI quattro	155	03/06→05/10					
3.0 TDI quattro	165	06/09→05/12	→		2	83.7812-0400.3	331214 L= 400
3.0 TDI quattro	171	03/06→05/08					
3.0 TDI quattro	176	11/07→08/15					
3.0 TDI quattro	180	05/11→08/15					
3.0 TFSI quattro	200	05/10→08/15					
3.0 TFSI quattro	206	05/11→08/15					
3.0 TFSI quattro	245	05/10→08/15					
3.6 FSI quattro	206	08/06→05/10					
4.2 FSI quattro	257	03/06→05/10					
4.2 TDI quattro	240	03/07→06/09					
4.2 TDI quattro	250	05/09→08/15					
6.0 TDI quattro	368	09/08→05/14					
<b>AUDI - TT (8J3) 08/06→06/14</b>							
 <b>Bremssattel</b>							
1.8 TFSI	118	06/08→06/14	←	☐; +PR 1LJ		11.9541-9553.2	220563 ATE Ø 54 - Halter
2.0 TFSI	147	08/06→06/10	←	☐; +PR 1LL		11.9541-9553.2	220563 ATE Ø 54 - Halter
2.0 TFSI	155	05/10→06/14	←	☐; +PR 1LJ		11.9541-9554.2	220564 ATE Ø 54 - Halter
			←	☐; +PR 1LL		11.9541-9554.2	220564 ATE Ø 54 - Halter
			→	☐; +PR 1KZ,2ED		24.3387-1717.7	220757 TRW Ø 38 - Halter
			→	☐; +PR 1KZ,2ED		24.3387-1718.5	240873 TRW Ø 38 - Halter
2.0 TDI quattro	125	06/08→06/14	←	☐; +PR 1LJ		11.9541-9553.2	220563 ATE Ø 54 - Halter
2.0 TFSI quattro	147	06/08→06/10	←	☐; +PR 1LL		11.9541-9553.2	220563 ATE Ø 54 - Halter
2.0 TTS quattro	195	05/08→06/14	←	☐; +PR 1LJ		11.9541-9554.2	220564 ATE Ø 54 - Halter
3.2 V6 quattro	184	08/06→06/10	←	☐; +PR 1LL		11.9541-9554.2	220564 ATE Ø 54 - Halter
			→	☐; +PR 1KJ		24.3414-1709.5	240834 TRW Ø 41 - Halter
			→	☐; +PR 1KJ		24.3414-1710.5	240835 TRW Ø 41 - Halter
			→	☐; +PR 2EA,2EF		24.3417-1711.5	240766 TRW Ø 41 - Halter
			→	☐; +PR 2EA,2EF		24.3417-1712.5	240767 TRW Ø 41 - Halter
2.0 TFSI quattro	155	05/10→06/14	←	☐; +PR 1LJ		11.9541-9553.2	220563 ATE Ø 54 - Halter
			←	☐; +PR 1LL		11.9541-9553.2	220563 ATE Ø 54 - Halter
			←	☐; +PR 1LJ		11.9541-9554.2	220564 ATE Ø 54 - Halter
			←	☐; +PR 1LL		11.9541-9554.2	220564 ATE Ø 54 - Halter
			→	☐; +PR 1KJ		24.3414-1709.5	240834 TRW Ø 41 - Halter
			→	☐; +PR 1KJ		24.3414-1710.5	240835 TRW Ø 41 - Halter
<b>Feder, Bremssattel</b>							
1.8 TFSI	118	06/08→06/14		+PR 1LM	2	11.8116-0410.2	390589 ATE
2.0 TDI quattro	125	06/08→06/14		+PR 1LK	2	11.8116-0410.2	390589 ATE
2.0 TFSI quattro	147	06/08→06/10		+PR 1LJ	2	11.8116-0351.1	390538 ATE
2.0 TTS quattro	195	05/08→06/14	←	+PR 1LL	2	11.8116-0351.1	390538 ATE
			←	+PR 1LL	2	11.8116-0351.1	390538 ATE
2.0 TFSI	147	08/06→06/10		+PR 1LK, 1LM	2	11.8116-0410.2	390589 ATE
3.2 V6 quattro	184	08/06→06/10		+PR 1LM	2	11.8116-0410.2	390589 ATE
			←	+PR 1LJ	2	11.8116-0351.1	390538 ATE
			←	+PR 1LL	2	11.8116-0351.1	390538 ATE
2.0 TFSI	155	05/10→06/14		+PR 1LM	2	11.8116-0410.2	390589 ATE
2.0 TFSI quattro	155	05/10→06/14	←	+PR 1LL	2	11.8116-0351.1	390538 ATE
			←	+PR 1LJ	2	11.8116-0351.1	390538 ATE
2.0 TTS quattro	200	05/08→06/14		+PR 1LN	2	11.8116-0006.2	390601 ATE
↓							

	kw			 	! #		
<b>AUDI - TT (8J3) 08/06→06/14</b>							
<b>Führungshülzensatz, Bremsattel</b>							
1.8 TFSI	118	06/08→06/14	←	+PR 1LL		11.0101-5409.2 260035	ATE
2.0 TDI quattro	125	06/08→06/14	←	+PR 1LM		11.0101-5409.2 260035	ATE
2.0 TFSI quattro	147	06/08→06/10	←	+PR 1LJ		11.0101-5409.2 260035	ATE
2.0 TTS quattro	195	05/08→06/14	←	+PR 1LK		11.0101-5409.2 260035	ATE
2.0 TFSI	147	08/06→06/10	←	+PR 1LL		11.0101-5409.2 260035	ATE
3.2 V6 quattro	184	08/06→06/10	←	+PR 1LM		11.0101-5409.2 260035	ATE
			←	+PR 1LK, 1LM		11.0101-5409.2 260035	ATE
			←	+PR 1LJ		11.0101-5409.2 260035	ATE
2.0 TFSI	155	05/10→06/14	←	+PR 1LM		11.0101-5409.2 260035	ATE
2.0 TFSI quattro	155	05/10→06/14	←	+PR 1LL		11.0101-5409.2 260035	ATE
			←	+PR 1LJ		11.0101-5409.2 260035	ATE
2.0 TTS quattro	200	05/08→06/14	←	+PR 1LN		11.0101-5409.2 260035	ATE
<b>Führungsbolzen, Bremsattel</b>							
1.8 TFSI	118	06/08→06/14		+PR 1LL		11.8171-0008.1 990049	ATE
2.0 TDI quattro	125	06/08→06/14		+PR 1LM		11.8171-0008.1 990049	ATE
2.0 TFSI quattro	147	06/08→06/10		+PR 1LK		11.8171-0008.1 990049	ATE
2.0 TTS quattro	195	05/08→06/14		+PR 1LJ		11.8171-0008.1 990049	ATE
2.0 TFSI	147	08/06→06/10		+PR 1LL		11.8171-0008.1 990049	ATE
3.2 V6 quattro	184	08/06→06/10		+PR 1LM		11.8171-0008.1 990049	ATE
				+PR 1LK, 1LM		11.8171-0008.1 990049	ATE
				+PR 1LJ		11.8171-0008.1 990049	ATE
2.0 TFSI	155	05/10→06/14		+PR 1LM		11.8171-0008.1 990049	ATE
2.0 TFSI quattro	155	05/10→06/14		+PR 1LL		11.8171-0008.1 990049	ATE
				+PR 1LJ		11.8171-0008.1 990049	ATE
2.0 TTS quattro	200	05/08→06/14		+PR 1LN		11.8171-0008.1 990049	ATE
<b>Zubehörsatz, Bremsattel</b>							
1.8 TFSI	118	06/08→06/14		+PR 1KZ,2ED		24.0101-3803.2 260101	TRW
2.0 TFSI	147	08/06→06/10					
2.0 TFSI	155	05/10→06/14					
<b>Bremsschlauch</b>							
1.8 TFSI	118	06/08→06/14	←	+PR 1LJ;1LL	2	83.7847-0620.3 331110	L= 620
2.0 TDI quattro	125	06/08→06/14	←	+PR 1LK;1LM	2	83.7849-0554.3 331112	L= 554
2.0 TFSI	147	08/06→06/10	←		2	83.7849-0250.3 331111	L= 250
2.0 TFSI quattro	147	06/08→06/10	→		2	83.7849-0250.3 331111	L= 250
2.0 TTS quattro	195	05/08→06/14	→		2	83.7849-0250.3 331111	L= 250
3.2 V6 quattro	184	08/06→06/10	→		2	83.7849-0250.3 331111	L= 250
2.0 TFSI	155	05/10→06/14	←	+PR 1LJ,1LL	2	83.7847-0620.3 331110	L= 620
2.0 TFSI quattro	155	05/10→06/14	←	+PR 1LK,1LM	2	83.7849-0554.3 331112	L= 554
2.0 TTS quattro	200	05/08→06/14	←		2	83.7849-0250.3 331111	L= 250
			→		2	83.7849-0250.3 331111	L= 250
2.5 RS quattro	250	07/09→06/14	→		2	83.7849-0250.3 331111	L= 250
2.5 RS quattro	265	05/11→06/14	→		2	83.7849-0250.3 331111	L= 250
<b>AUDI - TT (8N3) 10/98→06/06</b>							
<b>Bremssattel</b>							
1.8 T	110	09/02→06/06	←	☐; +PR 1LD,1LT,1LV		11.9541-9595.2 220501	ATE Ø 54 - Halter
1.8 T	120	09/05→06/06	←	☐; +PR 1LD,1LT,1LV		11.9541-9596.2 220502	ATE Ø 54 - Halter
1.8 T	132	10/98→06/06	←	☐; +PR 1LD,1LT,1LV		11.9541-9596.2 220502	ATE Ø 54 - Halter
1.8 T	140	09/05→06/06	→	☐; → 8N-Y-011100; +PR 1KK		24.3384-1723.7 220523	TRW Ø 38 - Halter
			→	☐; → 8N-Y-011100; +PR 1KK		24.3384-1724.7 220524	TRW Ø 38 - Halter
			→	☐; 8N-Y-011101→; +PR 1KK,2EK		24.3384-1729.5 240816	TRW Ø 38 - Halter
			→	☐; 8N-Y-011101→; +PR 1KK,2EK		24.3384-1730.5 240817	TRW Ø 38 - Halter
1.8 T quattro	132	10/98→06/06	←	☐; +PR 1LD,1LT,1LV		11.9541-9595.2 220501	ATE Ø 54 - Halter
1.8 T quattro	140	09/05→06/06	←	☐; +PR 1LD,1LT,1LV		11.9541-9596.2 220502	ATE Ø 54 - Halter
1.8 T quattro	165	10/98→06/06	←	☐; +PR 1LD,1LT,1LV		11.9541-9596.2 220502	ATE Ø 54 - Halter
1.8 T quattro	176	03/05→06/06	→	☐; +PR 1KF		24.3384-1745.7 220609	TRW Ø 38 - Halter
			→	☐; +PR 1KE		24.3414-1705.7 220549	TRW Ø 41 - Halter
			→	☐; +PR 1KE		24.3414-1706.7 220550	TRW Ø 41 - Halter
3.2 VR6 quattro	184	07/03→06/06	←	☐		11.9421-9915.2 220869	ATE Ø 42 - Halter
			←	☐		24.3421-9916.5 240642	ATE Ø 42 - Halter
↓							

	kw			 	! #		
<b>AUDI - TT (8N3) 10/98→06/06</b>							
 <b>Bremssattel</b>							
3.2 VR6 quattro	184	07/03→06/06	➡	☐; +PR 1KF		24.3384-1745.7	220609 TRW Ø 38 - Halter
			➡	☐; +PR 1KE		24.3414-1705.7	220549 TRW Ø 41 - Halter
			➡	☐; +PR 1KE		24.3414-1706.7	220550 TRW Ø 41 - Halter
<b>Halter, Bremssattel</b>							
1.8 T	110	09/02→06/06	←	+PR 1LD,1LT,1LV	2	11.0230-0451.1	260130 ATE
1.8 T	120	09/05→06/06					
1.8 T	132	10/98→06/06					
1.8 T	140	09/05→06/06					
1.8 T quattro	132	10/98→06/06					
1.8 T quattro	140	09/05→06/06					
1.8 T quattro	165	10/98→06/06					
1.8 T quattro	176	03/05→06/06					
<b>Feder, Bremssattel</b>							
1.8 T	110	09/02→06/06	←	+PR 1LD,1LT,1LV	2	11.8116-0143.1	390513 ATE
1.8 T	120	09/05→06/06					
1.8 T	132	10/98→06/06					
1.8 T	140	09/05→06/06					
1.8 T quattro	132	10/98→06/06					
1.8 T quattro	140	09/05→06/06					
1.8 T quattro	165	10/98→06/06					
1.8 T quattro	176	03/05→06/06					
<b>Führungshülzensatz, Bremssattel</b>							
1.8 T	110	09/02→06/06	←	+PR 1LD,1LT,1LV		11.0101-5409.2	260035 ATE
1.8 T	120	09/05→06/06					
1.8 T	132	10/98→06/06					
1.8 T	140	09/05→06/06					
1.8 T quattro	132	10/98→06/06					
1.8 T quattro	140	09/05→06/06					
1.8 T quattro	165	10/98→06/06					
1.8 T quattro	176	03/05→06/06					
<b>Führungsbolzen, Bremssattel</b>							
1.8 T	110	09/02→06/06		+PR 1LD,1LT,1LV		11.8171-0008.1	990049 ATE
1.8 T	120	09/05→06/06					
1.8 T	132	10/98→06/06					
1.8 T	140	09/05→06/06					
1.8 T quattro	132	10/98→06/06					
1.8 T quattro	140	09/05→06/06					
1.8 T quattro	165	10/98→06/06					
1.8 T quattro	176	03/05→06/06					
3.2 VR6 quattro	184	07/03→06/06				11.8171-0008.1	990049 ATE
 <b>Bremsschlauch</b>							
1.8 T	110	09/02→06/06	←		2	83.6252-0560.3	330557 L= 560
1.8 T	120	09/05→06/06	➡	☐ / am Bremssattel		24.1253-0010.3	331066 L= 233 mit Rohrleitung
1.8 T	132	10/98→06/06	➡	☐ / am Bremssattel		24.1253-0020.3	331067 L= 233 mit Rohrleitung
1.8 T	140	09/05→06/06	➡		2	83.7858-0140.3	330837 L= 140
1.8 T quattro	132	10/98→06/06	←		2	83.6252-0560.3	330557 L= 560
1.8 T quattro	140	09/05→06/06	➡		2	83.7858-0140.3	330837 L= 140
1.8 T quattro	165	10/98→06/06	➡		2	83.7858-0140.3	330837 L= 140
1.8 T quattro	176	03/05→06/06	➡				
3.2 VR6 quattro	184	07/03→06/06	←		2	83.7769-0561.3	331105 L= 560
			➡		2	83.7858-0140.3	330837 L= 140
<b>AUDI - TT Roadster (8J9) 03/07→06/14</b>							
 <b>Bremssattel</b>							
1.8 TFSI	118	06/08→06/14	←	☐; +PR 1LJ		11.9541-9553.2	220563 ATE Ø 54 - Halter
2.0 TFSI	147	03/07→06/10	←	☐; +PR 1LL		11.9541-9553.2	220563 ATE Ø 54 - Halter
2.0 TFSI	155	05/10→06/14	←	☐; +PR 1LJ		11.9541-9554.2	220564 ATE Ø 54 - Halter
			←	☐; +PR 1LL		11.9541-9554.2	220564 ATE Ø 54 - Halter
			➡	☐; +PR 1KZ,2ED		24.3387-1717.7	220757 TRW Ø 38 - Halter
			➡	☐; +PR 1KZ,2ED		24.3387-1718.5	240873 TRW Ø 38 - Halter
2.0 TDI quattro	125	06/08→06/14	←	☐; +PR 1LJ		11.9541-9553.2	220563 ATE Ø 54 - Halter
2.0 TFSI quattro	147	06/08→06/10	←	☐; +PR 1LL		11.9541-9553.2	220563 ATE Ø 54 - Halter
2.0 TTS quattro	195	05/08→06/14	←	☐; +PR 1LJ		11.9541-9554.2	220564 ATE Ø 54 - Halter
3.2 V6 quattro	184	03/07→06/10	←	☐; +PR 1LL		11.9541-9554.2	220564 ATE Ø 54 - Halter
↓							

	kw			 	! #		
<b>AUDI - TT Roadster (8J9) 03/07→06/14</b>							
<b> Bremssattel</b>							
2.0 TDI quattro	125	06/08→06/14	➡	☐; +PR 1KJ	24.3414-1709.5	240834	TRW Ø 41 - Halter
2.0 TFSI quattro	147	06/08→06/10	➡	☐; +PR 1KJ	24.3414-1710.5	240835	TRW Ø 41 - Halter
2.0 TFSI quattro	195	05/08→06/14	➡	☐; +PR 2EA,2EF	24.3417-1711.5	240766	TRW Ø 41 - Halter
3.2 V6 quattro	184	03/07→06/10	➡	☐; +PR 2EA,2EF	24.3417-1712.5	240767	TRW Ø 41 - Halter
2.0 TFSI quattro	155	05/10→06/14	←	☐; +PR 1LJ	11.9541-9553.2	220563	ATE Ø 54 - Halter
			←	☐; +PR 1LL	11.9541-9553.2	220563	ATE Ø 54 - Halter
			←	☐; +PR 1LJ	11.9541-9554.2	220564	ATE Ø 54 - Halter
			←	☐; +PR 1LL	11.9541-9554.2	220564	ATE Ø 54 - Halter
			➡	☐; +PR 1KJ	24.3414-1709.5	240834	TRW Ø 41 - Halter
			➡	☐; +PR 1KJ	24.3414-1710.5	240835	TRW Ø 41 - Halter
2.5 RS quattro	250	07/09→06/14	➡	☐; +PR 2EF	24.3417-1711.5	240766	TRW Ø 41 - Halter
			➡	☐; +PR 2EF	24.3417-1712.5	240767	TRW Ø 41 - Halter
<b>Feder, Bremssattel</b>							
1.8 TFSI	118	06/08→06/14		+PR 1LM	2	11.8116-0410.2	390589 ATE
2.0 TDI quattro	125	06/08→06/14		+PR 1LK	2	11.8116-0410.2	390589 ATE
2.0 TFSI quattro	147	06/08→06/10					
2.0 TTS quattro	195	05/08→06/14	←	+PR 1LJ	2	11.8116-0351.1	390538 ATE
			←	+PR 1LL	2	11.8116-0351.1	390538 ATE
2.0 TFSI	147	03/07→06/10		+PR 1LK,1LM	2	11.8116-0410.2	390589 ATE
				+PR 1LM	2	11.8116-0410.2	390589 ATE
			←	+PR 1LL	2	11.8116-0351.1	390538 ATE
			←	+PR 1LJ	2	11.8116-0351.1	390538 ATE
2.0 TFSI	155	05/10→06/14		+PR 1LM	2	11.8116-0410.2	390589 ATE
2.0 TFSI quattro	155	05/10→06/14	←	+PR 1LL	2	11.8116-0351.1	390538 ATE
			←	+PR 1LJ	2	11.8116-0351.1	390538 ATE
2.0 TTS quattro	200	05/08→06/14		+PR 1LN	2	11.8116-0006.2	390601 ATE
				+PR 1LM	2	11.8116-0410.2	390589 ATE
3.2 V6 quattro	184	03/07→06/10		+PR 1LK,1LM	2	11.8116-0410.2	390589 ATE
			←	+PR 1LL	2	11.8116-0351.1	390538 ATE
			←	+PR 1LJ	2	11.8116-0351.1	390538 ATE
<b>Führungshülzensatz, Bremssattel</b>							
1.8 TFSI	118	06/08→06/14	←	+PR 1LL		11.0101-5409.2	260035 ATE
2.0 TDI quattro	125	06/08→06/14	←	+PR 1LM		11.0101-5409.2	260035 ATE
2.0 TFSI quattro	147	06/08→06/10					
2.0 TTS quattro	195	05/08→06/14	←	+PR 1LJ		11.0101-5409.2	260035 ATE
			←	+PR 1LK		11.0101-5409.2	260035 ATE
2.0 TFSI	147	03/07→06/10	←	+PR 1LM		11.0101-5409.2	260035 ATE
			←	+PR 1LK,1LM		11.0101-5409.2	260035 ATE
			←	+PR 1LJ		11.0101-5409.2	260035 ATE
			←	+PR 1LL		11.0101-5409.2	260035 ATE
2.0 TFSI	155	05/10→06/14	←	+PR 1LM		11.0101-5409.2	260035 ATE
2.0 TFSI quattro	155	05/10→06/14	←	+PR 1LL		11.0101-5409.2	260035 ATE
			←	+PR 1LJ		11.0101-5409.2	260035 ATE
2.0 TTS quattro	200	05/08→06/14	←	+PR 1LM		11.0101-5409.2	260035 ATE
			←	+PR 1LN		11.0101-5409.2	260035 ATE
3.2 V6 quattro	184	03/07→06/10	←	+PR 1LK,1LM		11.0101-5409.2	260035 ATE
			←	+PR 1LL		11.0101-5409.2	260035 ATE
			←	+PR 1LJ		11.0101-5409.2	260035 ATE
<b>Führungsbolzen, Bremssattel</b>							
1.8 TFSI	118	06/08→06/14		+PR 1LL		11.8171-0008.1	990049 ATE
2.0 TDI quattro	125	06/08→06/14		+PR 1LM		11.8171-0008.1	990049 ATE
2.0 TFSI quattro	147	06/08→06/10		+PR 1LK		11.8171-0008.1	990049 ATE
2.0 TTS quattro	195	05/08→06/14		+PR 1LJ		11.8171-0008.1	990049 ATE
2.0 TFSI	147	03/07→06/10		+PR 1LL		11.8171-0008.1	990049 ATE
				+PR 1LM		11.8171-0008.1	990049 ATE
↓							



	kw			 	! #		
<b>AUDI - TT Roadster (8J9) 03/07→06/14</b>							
<b>Führungsbolzen, Bremssattel</b>							
2.0 TFSI	147	03/07→06/10		+PR 1LJ		11.8171-0008.1 990049	ATE
				+PR 1LK,1LM		11.8171-0008.1 990049	ATE
2.0 TFSI	155	05/10→06/14		+PR 1LM		11.8171-0008.1 990049	ATE
2.0 TFSI quattro	155	05/10→06/14		+PR 1LL		11.8171-0008.1 990049	ATE
				+PR 1LJ		11.8171-0008.1 990049	ATE
2.0 TTS quattro	200	05/08→06/14		+PR 1LM		11.8171-0008.1 990049	ATE
				+PR 1LN		11.8171-0008.1 990049	ATE
3.2 V6 quattro	184	03/07→06/10		+PR 1LL		11.8171-0008.1 990049	ATE
				+PR 1LK,1LM		11.8171-0008.1 990049	ATE
				+PR 1LJ		11.8171-0008.1 990049	ATE
<b>Zubehörsatz, Bremssattel</b>							
1.8 TFSI	118	06/08→06/14		+PR 1KZ,2ED		24.0101-3803.2 260101	TRW
2.0 TFSI	147	03/07→06/10					
2.0 TFSI	155	05/10→06/14					
<b>Bremsschlauch</b>							
1.8 TFSI	118	06/08→06/14	←	+PR 1LJ,1LL	2	83.7847-0620.3 331110	L= 620
2.0 TDI quattro	125	06/08→06/14	←	+PR 1LK;1LM	2	83.7849-0554.3 331112	L= 554
2.0 TFSI	147	03/07→06/10					
2.0 TFSI quattro	147	06/08→06/10	→		2	83.7849-0250.3 331111	L= 250
2.0 TTS quattro	195	05/08→06/14					
3.2 V6 quattro	184	03/07→06/10					
2.0 TFSI	155	05/10→06/14	←	+PR 1LJ,1LL	2	83.7847-0620.3 331110	L= 620
2.0 TFSI quattro	155	05/10→06/14	←	+PR 1LK,1LM	2	83.7849-0554.3 331112	L= 554
2.0 TTS quattro	200	05/08→06/14	→		2	83.7849-0250.3 331111	L= 250
2.5 RS quattro	250	07/09→06/14	→		2	83.7849-0250.3 331111	L= 250
2.5 RS quattro	265	03/12→06/14					
<b>AUDI - TT Roadster (8N9) 10/99→06/06</b>							
<b>Bremssattel</b>							
1.8 T	110	01/01→06/06	←	☐; +PR 1LD,1LT,1LV		11.9541-9595.2 220501	ATE Ø 54 - Halter
1.8 T	120	09/05→06/06	←	☐; +PR 1LD,1LT,1LV		11.9541-9596.2 220502	ATE Ø 54 - Halter
1.8 T	132	10/99→06/06					
1.8 T	140	09/05→06/06	→	☐; → 8N-Y-011100; +PR 1KK		24.3384-1723.7 220523	TRW Ø 38 - Halter
			→	☐; → 8N-Y-011100; +PR 1KK		24.3384-1724.7 220524	TRW Ø 38 - Halter
			→	☐; 8N-Y-011101→; +PR 1KK,2EK		24.3384-1729.5 240816	TRW Ø 38 - Halter
			→	☐; 8N-Y-011101→; +PR 1KK,2EK		24.3384-1730.5 240817	TRW Ø 38 - Halter
1.8 T quattro	132	02/00→06/06	←	☐; +PR 1LD,1LT,1LV		11.9541-9595.2 220501	ATE Ø 54 - Halter
1.8 T quattro	140	09/05→06/06	←	☐; +PR 1LD,1LT,1LV		11.9541-9596.2 220502	ATE Ø 54 - Halter
1.8 T quattro	165	10/99→06/06	→	☐; +PR 1KE		24.3384-1745.7 220609	TRW Ø 38 - Halter
			→	☐; +PR 1KE		24.3414-1705.7 220549	TRW Ø 41 - Halter
			→	☐; +PR 1KE		24.3414-1706.7 220550	TRW Ø 41 - Halter
3.2 VR6 quattro	184	07/03→06/06	←	☐		11.9421-9915.2 220869	ATE Ø 42 - Halter
			←	☐		24.3421-9916.5 240642	ATE Ø 42 - Halter
			→	☐; +PR 1KE		24.3384-1745.7 220609	TRW Ø 38 - Halter
			→	☐; +PR 1KE		24.3414-1705.7 220549	TRW Ø 41 - Halter
			→	☐; +PR 1KE		24.3414-1706.7 220550	TRW Ø 41 - Halter
<b>Halter, Bremssattel</b>							
1.8 T	110	01/01→06/06	←	+PR 1LD,1LT,1LV	2	11.0230-0451.1 260130	ATE
1.8 T	120	09/05→06/06					
1.8 T	132	10/99→06/06					
1.8 T	140	09/05→06/06					
1.8 T quattro	132	02/00→06/06					
1.8 T quattro	140	09/05→06/06					
1.8 T quattro	165	10/99→06/06					
<b>Feder, Bremssattel</b>							
1.8 T	110	01/01→06/06	←	+PR 1LD,1LT,1LV	2	11.8116-0143.1 390513	ATE
1.8 T	120	09/05→06/06					
1.8 T	132	10/99→06/06					
1.8 T	140	09/05→06/06					
1.8 T quattro	132	02/00→06/06					
1.8 T quattro	140	09/05→06/06					
1.8 T quattro	165	10/99→06/06					

### AUDI - TT Roadster (8N9) 10/99→06/06

#### Führungshülzensatz, Bremsattel

1.8 T	110	01/01→06/06	←	+PR 1LD,1LT,1LV		11.0101-5409.2	260035	ATE
1.8 T	120	09/05→06/06						
1.8 T	132	10/99→06/06						
1.8 T	140	09/05→06/06						
1.8 T quattro	132	02/00→06/06						
1.8 T quattro	140	09/05→06/06						
1.8 T quattro	165	10/99→06/06						

#### Führungsbolzen, Bremsattel

1.8 T	110	01/01→06/06		+PR 1LD,1LT,1LV		11.8171-0008.1	990049	ATE
1.8 T	120	09/05→06/06						
1.8 T	132	10/99→06/06						
1.8 T	140	09/05→06/06						
1.8 T quattro	132	02/00→06/06						
1.8 T quattro	140	09/05→06/06						
1.8 T quattro	165	10/99→06/06						
3.2 VR6 quattro	184	07/03→06/06				11.8171-0008.1	990049	ATE








#### Bremsschlauch








1.8 T	110	01/01→06/06	←		2	83.6252-0560.3	330557	L= 560
1.8 T	120	09/05→06/06	→	☐ / am Bremsattel		24.1253-0010.3	331066	L= 233 mit Rohrleitung
1.8 T	132	10/99→06/06	→	☐ / am Bremsattel		24.1253-0020.3	331067	L= 233 mit Rohrleitung
1.8 T	140	09/05→06/06	→		2	83.7858-0140.3	330837	L= 140
1.8 T quattro	132	02/00→06/06	←		2	83.6252-0560.3	330557	L= 560
1.8 T quattro	140	09/05→06/06	→		2	83.7858-0140.3	330837	L= 140
1.8 T quattro	165	10/99→06/06	→		2	83.7769-0561.3	331105	L= 560
3.2 VR6 quattro	184	07/03→06/06	←		2	83.7858-0140.3	330837	L= 140










### BMW - 1 (E81) 09/06→12/11









#### Bremssattel








116 d	66	01/11→12/11	←	☐; - Performance Parts		24.3541-1835.7	220739	TRW Ø 54 - Halter
			←	☐; - Performance Parts		24.3541-1836.7	220740	TRW Ø 54 - Halter
			→	☐; - Performance Parts		24.3401-1707.7	220775	TRW Ø 40 - Halter
			→	☐; - Performance Parts		24.3401-1708.7	220776	TRW Ø 40 - Halter
116 d	85	11/08→12/11	←	☐; 03/09→ 05/11; - Performance Parts		24.3541-1835.7	220739	TRW Ø 54 - Halter
			←	☐; 03/09→ 05/11; - Performance Parts		24.3541-1836.7	220740	TRW Ø 54 - Halter
			→	☐; 03/09→ 05/11; - Performance Parts		24.3401-1707.7	220775	TRW Ø 40 - Halter
			→	☐; 03/09→ 05/11; - Performance Parts		24.3401-1708.7	220776	TRW Ø 40 - Halter
116 i	85	04/07→12/11	←	☐; → 08/07; - Performance Parts		24.3541-1835.7	220739	TRW Ø 54 - Halter
			←	☐; → 08/07; - Performance Parts		24.3541-1836.7	220740	TRW Ø 54 - Halter
			→	☐; → 08/07; - Performance Parts		24.3401-1707.7	220775	TRW Ø 40 - Halter
			→	☐; → 08/07; - Performance Parts		24.3401-1708.7	220776	TRW Ø 40 - Halter
116 i 116 i	89 90	08/07→11/11 03/07→11/11	←	☐; 09/07→ 12/08; - Performance Parts		24.3541-1835.7	220739	TRW Ø 54 - Halter
			←	☐; 09/07→ 12/08; - Performance Parts		24.3541-1836.7	220740	TRW Ø 54 - Halter
			→	☐; 09/07→ 12/08; - Performance Parts		24.3401-1707.7	220775	TRW Ø 40 - Halter
			→	☐; 09/07→ 12/08; - Performance Parts		24.3401-1708.7	220776	TRW Ø 40 - Halter
116 i	90	11/08→12/11	←	☐; 01/09→ 05/11; - Performance Parts		24.3541-1835.7	220739	TRW Ø 54 - Halter
			←	☐; 01/09→ 05/11; - Performance Parts		24.3541-1836.7	220740	TRW Ø 54 - Halter
			→	☐; 01/09→ 05/11; - Performance Parts		24.3401-1707.7	220775	TRW Ø 40 - Halter
			→	☐; 01/09→ 05/11; - Performance Parts		24.3401-1708.7	220776	TRW Ø 40 - Halter
118 d 118 d	100 105	09/06→12/11 09/06→12/11	←	☐; 04/07→ 05/11; - Performance Parts		24.3541-1835.7	220739	TRW Ø 54 - Halter
			←	☐; 04/07→ 05/11; - Performance Parts		24.3541-1836.7	220740	TRW Ø 54 - Halter
			→	☐; 04/07→ 05/11; - Performance Parts		24.3401-9933.5	240727	ATE Ø 40 - Halter
			→	☐; 04/07→ 05/11; - Performance Parts		24.3401-9934.5	240728	ATE Ø 40 - Halter
118 i 118 i	100 105	09/06→12/11 09/06→12/11	←	☐; 04/07→ 05/11; - Performance Parts		24.3541-1835.7	220739	TRW Ø 54 - Halter
			←	☐; 04/07→ 05/11; - Performance Parts		24.3541-1836.7	220740	TRW Ø 54 - Halter
			→	☐; 04/07→ 05/11; - Performance Parts		24.3401-1707.7	220775	TRW Ø 40 - Halter
			→	☐; 04/07→ 05/11; - Performance Parts		24.3401-1708.7	220776	TRW Ø 40 - Halter
120 d	120	09/06→12/11	←	☐; → 02/07; Türenanzahl: 3; - Performance Parts		24.3541-9521.5	240723	ATE Ø 54 - Halter








	kw			 	! #		
<b>BMW - 1 (E81) 09/06→12/11</b>							
<b>Bremssattel</b>							
120 d	120	09/06→12/11	←	☐; → 02/07; TÜrenanzahl: 3; - Performance Parts		24.3541-9522.5 240724	ATE Ø 54 - Halter
			←	☐; → 02/07; TÜrenanzahl: 5; - Performance Parts		24.3541-9575.5 240681	ATE Ø 54 - Halter
			←	☐; → 02/07; TÜrenanzahl: 5; - Performance Parts		24.3541-9576.5 240682	ATE Ø 54 - Halter
			→	☐; → 02/07; - Performance Parts		24.3401-9933.5 240727	ATE Ø 40 - Halter
			→	☐; → 02/07; - Performance Parts		24.3401-9934.5 240728	ATE Ø 40 - Halter
120 d 120 d	130 145	09/06→12/11 09/06→12/11	←	☐; 03/07→ 05/11; - Performance Parts		24.3541-9521.5 240723	ATE Ø 54 - Halter
			←	☐; 03/07→ 05/11; - Performance Parts		24.3541-9522.5 240724	ATE Ø 54 - Halter
			→	☐; 03/07→ 05/11; - Performance Parts		11.9421-9911.2 220825	ATE Ø 42 - Halter
			→	☐; 03/07→ 05/11; - Performance Parts		11.9421-9912.2 220826	ATE Ø 42 - Halter
			→	☐; 03/07→ 05/11; - Performance Parts		24.3401-9933.5 240727	ATE Ø 40 - Halter
			→	☐; 03/07→ 05/11; - Performance Parts		24.3401-9934.5 240728	ATE Ø 40 - Halter
120 i	115	09/06→10/11	←	☐; → 03/07; TÜrenanzahl: 5; - Performance Parts		24.3541-1835.7 220739	TRW Ø 54 - Halter
			←	☐; → 03/07; TÜrenanzahl: 5; - Performance Parts		24.3541-1836.7 220740	TRW Ø 54 - Halter
			←	☐; → 03/07; TÜrenanzahl: 3; - Performance Parts		24.3541-9521.5 240723	ATE Ø 54 - Halter
			←	☐; → 03/07; TÜrenanzahl: 3; - Performance Parts		24.3541-9522.5 240724	ATE Ø 54 - Halter
			→	☐; → 03/07; - Performance Parts		24.3401-1707.7 220775	TRW Ø 40 - Halter
			→	☐; → 03/07; - Performance Parts		24.3401-1708.7 220776	TRW Ø 40 - Halter
120 i 120 i	120 125	09/06→12/11 09/06→12/11	←	☐; 04/07→ 05/11; - Performance Parts		24.3541-9521.5 240723	ATE Ø 54 - Halter
			←	☐; 04/07→ 05/11; - Performance Parts		24.3541-9522.5 240724	ATE Ø 54 - Halter
			→	☐; 04/07→ 05/11; - Performance Parts		24.3401-1707.7 220775	TRW Ø 40 - Halter
			→	☐; 04/07→ 05/11; - Performance Parts		24.3401-1708.7 220776	TRW Ø 40 - Halter
123 d	150	03/07→12/11	←	☐; 10/07→ 05/11; - Performance Parts		24.3541-9521.5 240723	ATE Ø 54 - Halter
			←	☐; 10/07→ 05/11; - Performance Parts		24.3541-9522.5 240724	ATE Ø 54 - Halter
			→	☐; 10/07→ 02/10; - Performance Parts		11.9421-9911.2 220825	ATE Ø 42 - Halter
			→	☐; 10/07→ 02/10; - Performance Parts		11.9421-9912.2 220826	ATE Ø 42 - Halter
130 i 130 i	190 195	09/06→12/11 09/06→12/11	←	☐; → 05/11; - Performance Parts		24.3541-9521.5 240723	ATE Ø 54 - Halter
			←	☐; → 05/11; - Performance Parts		24.3541-9522.5 240724	ATE Ø 54 - Halter
			→	☐; → 05/11; - Performance Parts		11.9421-9911.2 220825	ATE Ø 42 - Halter
			→	☐; → 05/11; - Performance Parts		11.9421-9912.2 220826	ATE Ø 42 - Halter
<b>Halter, Bremssattel</b>							
118 d 118 d	100 105	09/06→12/11 09/06→12/11	→	04/07→ 05/11		11.8170-0755.1 260119	ATE
120 d	120	09/06→12/11	→	→ 02/07		11.8170-0755.1 260119	ATE
120 d 120 d	130 145	09/06→12/11 09/06→12/11	→	03/07→ 05/11		11.8170-0755.1 260119	ATE
123 d	150	03/07→12/11	→	10/07→ 02/10		11.8170-0755.1 260119	ATE
130 i 130 i	190 195	09/06→12/11 09/06→12/11	→	→ 05/11		11.8170-0755.1 260119	ATE
<b>Feder, Bremssattel</b>							
118 d 118 d	100 105	09/06→12/11 09/06→12/11	→	04/07→ 05/11	2	11.8116-0066.1 390577	ATE
120 d	120	09/06→12/11		→ 02/07; TÜrenanzahl: 5	2	11.8116-0206.1 390593	ATE
				→ 02/07; TÜrenanzahl: 3	2	11.8116-0339.2 390528	ATE
			→	→ 02/07	2	11.8116-0066.1 390577	ATE
120 d 120 d	130 145	09/06→12/11 09/06→12/11		03/07→ 05/11	2	11.8116-0339.2 390528	ATE
			→	03/07→ 05/11	2	11.8116-0066.1 390577	ATE
120 i	115	09/06→10/11		→ 03/07; TÜrenanzahl: 3	2	11.8116-0339.2 390528	ATE
120 i 120 i	120 125	09/06→12/11 09/06→12/11		04/07→ 05/11	2	11.8116-0339.2 390528	ATE
123 d	150	03/07→12/11		10/07→ 05/11	2	11.8116-0339.2 390528	ATE
			→	10/07→ 02/10	2	11.8116-0066.1 390577	ATE
130 i 130 i ↓	190 195	09/06→12/11 09/06→12/11		→ 05/11	2	11.8116-0339.2 390528	ATE

	kW			 	! #		
<b>BMW - 1 (E81) 09/06→12/11</b>							
<b>Feder, Bremssattel</b>							
130 i	190	09/06→12/11	➔	→ 05/11	2	11.8116-0066.1 390577	ATE
130 i	195	09/06→12/11					
<b>Führungshülzensatz, Bremssattel</b>							
118 d	100	09/06→12/11	➔	04/07→ 05/11		11.0101-5402.2 260009	ATE
118 d	105	09/06→12/11					
120 d	120	09/06→12/11	➔	→ 02/07; Türenanzahl: 5		11.0101-5402.2 260009	ATE
			➔	→ 02/07; Türenanzahl: 3		11.0101-5402.2 260009	ATE
			➔	→ 02/07		11.0101-5402.2 260009	ATE
120 d	130	09/06→12/11	➔	03/07→ 05/11		11.0101-5402.2 260009	ATE
			➔	03/07→ 05/11		11.0101-5402.2 260009	ATE
120 d	145	09/06→12/11					
120 i	115	09/06→10/11	➔	→ 03/07; Türenanzahl: 3		11.0101-5402.2 260009	ATE
120 i	120	09/06→12/11	➔	04/07→ 05/11		11.0101-5402.2 260009	ATE
120 i	125	09/06→12/11					
123 d	150	03/07→12/11	➔	10/07→ 05/11		11.0101-5402.2 260009	ATE
			➔	10/07→ 02/10		11.0101-5402.2 260009	ATE
130 i	190	09/06→12/11	➔	→ 05/11		11.0101-5402.2 260009	ATE
130 i	195	09/06→12/11	➔	→ 05/11		11.0101-5402.2 260009	ATE
<b>Führungsbolzen, Bremssattel</b>							
118 d	100	09/06→12/11		04/07→ 05/11		11.8171-0008.1 990049	ATE
118 d	105	09/06→12/11					
120 i	120	09/06→12/11					
120 i	125	09/06→12/11					
120 d	120	09/06→12/11	➔	→ 02/07; Türenanzahl: 3		11.8171-0008.1 990049	ATE
			➔	→ 02/07; Türenanzahl: 5		11.8171-0008.1 990049	ATE
			➔	→ 02/07		11.8171-0008.1 990049	ATE
120 d	130	09/06→12/11	➔	03/07→ 05/11		11.8171-0008.1 990049	ATE
			➔	03/07→ 05/11		11.8171-0008.1 990049	ATE
120 d	145	09/06→12/11					
120 i	115	09/06→10/11	➔	→ 03/07; Türenanzahl: 3		11.8171-0008.1 990049	ATE
123 d	150	03/07→12/11	➔	10/07→ 05/11		11.8171-0008.1 990049	ATE
			➔	10/07→ 02/10		11.8171-0008.1 990049	ATE
130 i	190	09/06→12/11	➔	→ 05/11		11.8171-0008.1 990049	ATE
130 i	195	09/06→12/11	➔	→ 05/11		11.8171-0008.1 990049	ATE
<b>Bremsschlauch</b>							
116 d	66	01/11→12/11	➔		2	24.5174-0526.3 331365	L= 526
			➔		2	24.5125-0230.3 331277	L= 230
			➔		2	24.5137-0221.3 331302	L= 221
116 d	85	11/08→12/11	➔	03/09→ 05/11	2	24.5174-0526.3 331365	L= 526
			➔	03/09→ 05/11	2	24.5125-0230.3 331277	L= 230
			➔	03/09→ 05/11	2	24.5137-0221.3 331302	L= 221
116 i	85	04/07→12/11	➔	→ 08/07	2	24.5174-0526.3 331365	L= 526
			➔	→ 08/07	2	24.5125-0230.3 331277	L= 230
			➔	→ 08/07	2	24.5137-0221.3 331302	L= 221
116 i	89	08/07→11/11	➔	09/07→ 12/08	2	24.5174-0526.3 331365	L= 526
			➔	09/07→ 12/08	2	24.5125-0230.3 331277	L= 230
116 i	90	03/07→11/11					
116 i	90	11/08→12/11	➔	01/09→ 05/11	2	24.5174-0526.3 331365	L= 526
			➔	01/09→ 05/11	2	24.5125-0230.3 331277	L= 230
			➔	01/09→ 05/11	2	24.5137-0221.3 331302	L= 221
118 d	100	09/06→12/11	➔	04/07→ 05/11	2	24.5174-0526.3 331365	L= 526
			➔	04/07→ 05/11	2	24.5125-0230.3 331277	L= 230
			➔	04/07→ 05/11	2	24.5137-0221.3 331302	L= 221
			➔	04/07→ 05/11	2	24.5137-0221.3 331302	L= 221
118 d	105	09/06→12/11					
118 i	100	09/06→12/11					
118 i	105	09/06→12/11					
120 i	120	09/06→12/11					
120 i	125	09/06→12/11					
120 d	120	09/06→12/11	➔	→ 02/07	2	24.5174-0526.3 331365	L= 526
			➔	→ 02/07	2	24.5125-0230.3 331277	L= 230
						24.5137-0221.3 331302	L= 221
120 d	130	09/06→12/11	➔	03/07→ 05/11	2	24.5174-0526.3 331365	L= 526
			➔	03/07→ 05/11	2	24.5125-0230.3 331277	L= 230
120 d	145	09/06→12/11				24.5137-0221.3 331302	L= 221
120 i	115	09/06→10/11	➔	→ 03/07	2	24.5174-0526.3 331365	L= 526
↓							











	kw			 	! #		
<b>BMW - 1 (E81) 09/06→12/11</b>							
 <b>Bremsschlauch</b>							
120 i	115	09/06→10/11	➔	→ 03/07	2	24.5125-0230.3 331277 24.5137-0221.3 331302	L= 230 L= 221
123 d	150	03/07→12/11	➔	10/07→ 05/11	2	24.5174-0526.3 331365	L= 526
			➔	10/07→ 05/11	2	24.5125-0230.3 331277 24.5137-0221.3 331302	L= 230 L= 221
130 i 130 i	190 195	09/06→12/11 09/06→12/11	➔	→ 05/11	2	24.5174-0526.3 331365	L= 526
			➔	→ 05/11	2	24.5125-0230.3 331277 24.5137-0221.3 331302	L= 230 L= 221
<b>BMW - 1 (E87) 02/03→01/13</b>							
 <b>Bremssattel</b>							
116 d	66	01/11→12/11	➔	☐; - Performance Parts		24.3541-1835.7 220739	TRW Ø 54 - Halter
			➔	☐; - Performance Parts		24.3541-1836.7 220740	TRW Ø 54 - Halter
			➔	☐; - Performance Parts		24.3401-1707.7 220775	TRW Ø 40 - Halter
			➔	☐; - Performance Parts		24.3401-1708.7 220776	TRW Ø 40 - Halter
116 d	85	12/08→09/12	➔	☐; 03/09→ 05/11; - Performance Parts		24.3541-1835.7 220739	TRW Ø 54 - Halter
			➔	☐; 03/09→ 05/11; - Performance Parts		24.3541-1836.7 220740	TRW Ø 54 - Halter
			➔	☐; 03/09→ 05/11; - Performance Parts		24.3401-1707.7 220775	TRW Ø 40 - Halter
			➔	☐; 03/09→ 05/11; - Performance Parts		24.3401-1708.7 220776	TRW Ø 40 - Halter
116 i	85	11/03→06/11	➔	☐; 09/04→ 08/07; - Performance Parts		24.3541-1835.7 220739	TRW Ø 54 - Halter
			➔	☐; 09/04→ 08/07; - Performance Parts		24.3541-1836.7 220740	TRW Ø 54 - Halter
			➔	☐; 09/04→ 08/07; - Performance Parts		24.3401-1707.7 220775	TRW Ø 40 - Halter
			➔	☐; 09/04→ 08/07; - Performance Parts		24.3401-1708.7 220776	TRW Ø 40 - Halter
116 i 116 i	89 90	03/07→06/11 03/07→06/11	➔	☐; 09/07→ 12/08; - Performance Parts		24.3541-1835.7 220739	TRW Ø 54 - Halter
			➔	☐; 09/07→ 12/08; - Performance Parts		24.3541-1836.7 220740	TRW Ø 54 - Halter
			➔	☐; 09/07→ 12/08; - Performance Parts		24.3401-1707.7 220775	TRW Ø 40 - Halter
			➔	☐; 09/07→ 12/08; - Performance Parts		24.3401-1708.7 220776	TRW Ø 40 - Halter
116 i	90	01/09→06/11	➔	☐; → 05/11; - Performance Parts		24.3541-1835.7 220739	TRW Ø 54 - Halter
			➔	☐; → 05/11; - Performance Parts		24.3541-1836.7 220740	TRW Ø 54 - Halter
			➔	☐; → 05/11; - Performance Parts		24.3401-1707.7 220775	TRW Ø 40 - Halter
			➔	☐; → 05/11; - Performance Parts		24.3401-1708.7 220776	TRW Ø 40 - Halter
118 d	90	11/03→02/07	➔	☐; 09/04→; Türenanzahl: 5; - Performance Parts		24.3541-1835.7 220739	TRW Ø 54 - Halter
			➔	☐; 09/04→; Türenanzahl: 3; - Performance Parts		24.3541-1835.7 220739	TRW Ø 54 - Halter
			➔	☐; 09/04→; Türenanzahl: 5; - Performance Parts		24.3541-1836.7 220740	TRW Ø 54 - Halter
			➔	☐; 09/04→; Türenanzahl: 3; - Performance Parts		24.3541-1836.7 220740	TRW Ø 54 - Halter
			➔	☐; 09/04→; Türenanzahl: 5; - Performance Parts		24.3401-1707.7 220775	TRW Ø 40 - Halter
			➔	☐; 09/04→; Türenanzahl: 5; - Performance Parts		24.3401-1708.7 220776	TRW Ø 40 - Halter
			➔	☐; 09/04→; Türenanzahl: 3; - Performance Parts		24.3401-9933.5 240727	ATE Ø 40 - Halter
			➔	☐; 09/04→; Türenanzahl: 3; - Performance Parts		24.3401-9934.5 240728	ATE Ø 40 - Halter
118 d 118 d	100 105	09/06→06/11 09/06→06/11	➔	☐; 04/07→ 05/11; - Performance Parts		24.3541-1835.7 220739	TRW Ø 54 - Halter
			➔	☐; 04/07→ 05/11; - Performance Parts		24.3541-1836.7 220740	TRW Ø 54 - Halter
			➔	☐; 04/07→ 05/11; - Performance Parts		24.3401-9933.5 240727	ATE Ø 40 - Halter
			➔	☐; 04/07→ 05/11; - Performance Parts		24.3401-9934.5 240728	ATE Ø 40 - Halter
118 i	95	07/04→02/07	➔	☐; 09/04→; Türenanzahl: 5; - Performance Parts		24.3541-1835.7 220739	TRW Ø 54 - Halter
			➔	☐; 09/04→; Türenanzahl: 3; - Performance Parts		24.3541-1835.7 220739	TRW Ø 54 - Halter
			➔	☐; 09/04→; Türenanzahl: 5; - Performance Parts		24.3541-1836.7 220740	TRW Ø 54 - Halter
			➔	☐; 09/04→; Türenanzahl: 3; - Performance Parts		24.3541-1836.7 220740	TRW Ø 54 - Halter
			➔	☐; 09/04→; Türenanzahl: 5; - Performance Parts		24.3401-1707.7 220775	TRW Ø 40 - Halter
			➔	☐; 09/04→; Türenanzahl: 5; - Performance Parts		24.3401-1707.7 220775	TRW Ø 40 - Halter










	kw			 	! #		
<b>BMW - 1 (E87) 02/03→01/13</b>							
 <b>Bremssattel</b>							
118 i	95	07/04→02/07	➡	☐; 09/04→; Türenanzahl: 3; - Performance Parts	24.3401-1707.7	220775	TRW Ø 40 - Halter
			➡	☐; 09/04→; Türenanzahl: 5; - Performance Parts	24.3401-1708.7	220776	TRW Ø 40 - Halter
			➡	☐; 09/04→; Türenanzahl: 3; - Performance Parts	24.3401-1708.7	220776	TRW Ø 40 - Halter
118 i	100	10/06→06/11	←	☐; → 03/07; Türenanzahl: 5; - Performance Parts	24.3541-1835.7	220739	TRW Ø 54 - Halter
			←	☐; → 03/07; Türenanzahl: 3; - Performance Parts	24.3541-1835.7	220739	TRW Ø 54 - Halter
			←	☐; → 03/07; Türenanzahl: 5; - Performance Parts	24.3541-1836.7	220740	TRW Ø 54 - Halter
			←	☐; → 03/07; Türenanzahl: 3; - Performance Parts	24.3541-1836.7	220740	TRW Ø 54 - Halter
			➡	☐; → 03/07; Türenanzahl: 3; - Performance Parts	24.3401-1707.7	220775	TRW Ø 40 - Halter
			➡	☐; → 03/07; Türenanzahl: 5; - Performance Parts	24.3401-1707.7	220775	TRW Ø 40 - Halter
			➡	☐; → 03/07; Türenanzahl: 5; - Performance Parts	24.3401-1708.7	220776	TRW Ø 40 - Halter
			➡	☐; → 03/07; Türenanzahl: 3; - Performance Parts	24.3401-1708.7	220776	TRW Ø 40 - Halter
118 i	105	09/06→06/11	←	☐; 04/07→ 05/11; - Performance Parts	24.3541-1835.7	220739	TRW Ø 54 - Halter
			←	☐; 04/07→ 05/11; - Performance Parts	24.3541-1836.7	220740	TRW Ø 54 - Halter
			➡	☐; 04/07→ 05/11; - Performance Parts	24.3401-1707.7	220775	TRW Ø 40 - Halter
			➡	☐; 04/07→ 05/11; - Performance Parts	24.3401-1708.7	220776	TRW Ø 40 - Halter
118 i	125	03/07→12/07	←	☐; 04/07→; - Performance Parts	24.3541-1835.7	220739	TRW Ø 54 - Halter
			←	☐; 04/07→; - Performance Parts	24.3541-1836.7	220740	TRW Ø 54 - Halter
			➡	☐; 04/07→; - Performance Parts	24.3401-1707.7	220775	TRW Ø 40 - Halter
			➡	☐; 04/07→; - Performance Parts	24.3401-1708.7	220776	TRW Ø 40 - Halter
120 d	110	03/03→02/07	←	☐; 09/04→; Türenanzahl: 3; - Performance Parts	24.3541-9521.5	240723	ATE Ø 54 - Halter
			←	☐; 09/04→; Türenanzahl: 3; - Performance Parts	24.3541-9522.5	240724	ATE Ø 54 - Halter
			←	☐; 09/04→; Türenanzahl: 5; - Performance Parts	24.3541-9575.5	240681	ATE Ø 54 - Halter
			←	☐; 09/04→; Türenanzahl: 5; - Performance Parts	24.3541-9576.5	240682	ATE Ø 54 - Halter
			➡	☐; 09/04→; - Performance Parts	24.3401-9933.5	240727	ATE Ø 40 - Halter
			➡	☐; 09/04→; - Performance Parts	24.3401-9934.5	240728	ATE Ø 40 - Halter
120 d	120	03/03→06/11	←	☐; 09/04→ 02/07; Türenanzahl: 3; - Performance Parts	24.3541-9521.5	240723	ATE Ø 54 - Halter
			←	☐; 09/04→ 02/07; Türenanzahl: 3; - Performance Parts	24.3541-9522.5	240724	ATE Ø 54 - Halter
			←	☐; 09/04→ 02/07; Türenanzahl: 5; - Performance Parts	24.3541-9575.5	240681	ATE Ø 54 - Halter
			←	☐; 09/04→ 02/07; Türenanzahl: 5; - Performance Parts	24.3541-9576.5	240682	ATE Ø 54 - Halter
			➡	☐; 09/04→ 02/07; - Performance Parts	24.3401-9933.5	240727	ATE Ø 40 - Halter
			➡	☐; 09/04→ 02/07; - Performance Parts	24.3401-9934.5	240728	ATE Ø 40 - Halter
120 d	130	09/06→06/11	←	☐; 03/07→ 05/11; - Performance Parts	24.3541-9521.5	240723	ATE Ø 54 - Halter
			←	☐; 03/07→ 05/11; - Performance Parts	24.3541-9522.5	240724	ATE Ø 54 - Halter
			➡	☐; 03/07→ 05/11; - Performance Parts	11.9421-9911.2	220825	ATE Ø 42 - Halter
			➡	☐; 03/07→ 05/11; - Performance Parts	11.9421-9912.2	220826	ATE Ø 42 - Halter
			➡	☐; 03/07→ 05/11; - Performance Parts	24.3401-9933.5	240727	ATE Ø 40 - Halter
			➡	☐; 03/07→ 05/11; - Performance Parts	24.3401-9934.5	240728	ATE Ø 40 - Halter
120 i 120 i	110 115	11/03→06/11 11/03→06/11	←	☐; 01/06→ 03/07; Türenanzahl: 5; - Performance Parts	24.3541-1835.7	220739	TRW Ø 54 - Halter
			←	☐; 01/06→ 03/07; Türenanzahl: 5; - Performance Parts	24.3541-1836.7	220740	TRW Ø 54 - Halter
			←	☐; 09/04→ 03/07; Türenanzahl: 3; - Performance Parts	24.3541-9521.5	240723	ATE Ø 54 - Halter
			←	☐; 09/04→ 03/07; Türenanzahl: 3; - Performance Parts	24.3541-9522.5	240724	ATE Ø 54 - Halter
			←	☐; 09/04→ 12/05; Türenanzahl: 5; - Performance Parts	24.3541-9575.5	240681	ATE Ø 54 - Halter

	kw			 	! #			
<b>BMW - 1 (E87) 02/03→01/13</b>								
<b>Bremssattel</b>								
120 i 120 i	110 115	11/03→06/11 11/03→06/11	←	☐; 09/04→ 12/05; Türenanzahl: 5; - Performance Parts	24.3541-9576.5	240682	ATE Ø 54 - Halter	
			→	☐; 09/04→ 03/07; - Performance Parts	24.3401-1707.7	220775	TRW Ø 40 - Halter	
			→	☐; 09/04→ 03/07; - Performance Parts	24.3401-1708.7	220776	TRW Ø 40 - Halter	
120 i 120 i	120 125	09/06→06/11 09/06→06/11	←	☐; 04/07→ 05/11; - Performance Parts	24.3541-9521.5	240723	ATE Ø 54 - Halter	
			←	☐; 04/07→ 05/11; - Performance Parts	24.3541-9522.5	240724	ATE Ø 54 - Halter	
			→	☐; 04/07→ 05/11; - Performance Parts	24.3401-1707.7	220775	TRW Ø 40 - Halter	
123 d	150	03/07→09/12	←	☐; 10/07→ 05/11; - Performance Parts	24.3541-9521.5	240723	ATE Ø 54 - Halter	
			←	☐; 10/07→ 05/11; - Performance Parts	24.3541-9522.5	240724	ATE Ø 54 - Halter	
			→	☐; 10/07→ 02/10; - Performance Parts	11.9421-9911.2	220825	ATE Ø 42 - Halter	
130 i	190	03/05→09/12	←	☐; 10/07→ 02/10; - Performance Parts	11.9421-9912.2	220826	ATE Ø 42 - Halter	
			←	☐; → 05/11; - Performance Parts	24.3541-9521.5	240723	ATE Ø 54 - Halter	
			←	☐; → 05/11; - Performance Parts	24.3541-9522.5	240724	ATE Ø 54 - Halter	
130 i	195	03/05→09/12	→	☐; → 05/11; - Performance Parts	11.9421-9911.2	220825	ATE Ø 42 - Halter	
			→	☐; → 05/11; - Performance Parts	11.9421-9912.2	220826	ATE Ø 42 - Halter	
			←	☐; 09/05→ 05/11; - Performance Parts	24.3541-9521.5	240723	ATE Ø 54 - Halter	
130 i	195	03/05→09/12	←	☐; 09/05→ 05/11; - Performance Parts	24.3541-9522.5	240724	ATE Ø 54 - Halter	
			→	☐; 09/05→ 05/11; - Performance Parts	11.9421-9911.2	220825	ATE Ø 42 - Halter	
			→	☐; 09/05→ 05/11; - Performance Parts	11.9421-9912.2	220826	ATE Ø 42 - Halter	
<b>Halter, Bremssattel</b>								
118 d	90	11/03→02/07	→	09/04→; Türenanzahl: 3	11.8170-0755.1	260119	ATE	
118 d 118 d	100 105	09/06→06/11 09/06→06/11	→	04/07→ 05/11	11.8170-0755.1	260119	ATE	
120 d	110	03/03→02/07	→	09/04→	11.8170-0755.1	260119	ATE	
120 d	120	03/03→06/11	→	09/04→ 02/07	11.8170-0755.1	260119	ATE	
120 d	130	09/06→06/11	→	03/07→ 05/11	11.8170-0755.1	260119	ATE	
123 d	150	03/07→09/12	→	10/07→ 02/10	11.8170-0755.1	260119	ATE	
130 i	190	03/05→09/12	→	→ 05/11	11.8170-0755.1	260119	ATE	
130 i	195	03/05→09/12	→	09/05→ 05/11	11.8170-0755.1	260119	ATE	
<b>Feder, Bremssattel</b>								
118 d	90	11/03→02/07	→	09/04→; Türenanzahl: 3	2	11.8116-0066.1	390577	ATE
118 d 118 d	100 105	09/06→06/11 09/06→06/11	→	04/07→ 05/11	2	11.8116-0066.1	390577	ATE
120 d	110	03/03→02/07		09/04→; Türenanzahl: 5	2	11.8116-0206.1	390593	ATE
				09/04→; Türenanzahl: 3	2	11.8116-0339.2	390528	ATE
			→	09/04→	2	11.8116-0066.1	390577	ATE
120 d	120	03/03→06/11		09/04→ 02/07; Türenanzahl: 5	2	11.8116-0206.1	390593	ATE
				09/04→ 02/07; Türenanzahl: 3	2	11.8116-0339.2	390528	ATE
			→	09/04→ 02/07	2	11.8116-0066.1	390577	ATE
120 d	130	09/06→06/11		03/07→ 05/11	2	11.8116-0339.2	390528	ATE
			→	03/07→ 05/11	2	11.8116-0066.1	390577	ATE
120 i 120 i	110 115	11/03→06/11 11/03→06/11		09/04→ 12/05; Türenanzahl: 5	2	11.8116-0206.1	390593	ATE
				09/04→ 03/07; Türenanzahl: 3	2	11.8116-0339.2	390528	ATE
120 i 120 i	120 125	09/06→06/11 09/06→06/11		04/07→ 05/11	2	11.8116-0339.2	390528	ATE
				10/07→ 05/11	2	11.8116-0339.2	390528	ATE
123 d	150	03/07→09/12	→	10/07→ 02/10	2	11.8116-0066.1	390577	ATE
				→ 05/11	2	11.8116-0339.2	390528	ATE
130 i	190	03/05→09/12	→	→ 05/11	2	11.8116-0066.1	390577	ATE
				→ 05/11	2	11.8116-0339.2	390528	ATE
130 i	195	03/05→09/12		09/05→ 05/11	2	11.8116-0339.2	390528	ATE
			→	09/05→ 05/11	2	11.8116-0066.1	390577	ATE
<b>Führungshülzensatz, Bremssattel</b>								
118 d	90	11/03→02/07	→	09/04→; Türenanzahl: 3	11.0101-5402.2	260009	ATE	
118 d 118 d	100 105	09/06→06/11 09/06→06/11	→	04/07→ 05/11	11.0101-5402.2	260009	ATE	
↓								

	kW			 	! #		
<b>BMW - 1 (E87) 02/03→01/13</b>							
<b>Führungshülzensatz, Bremsattel</b>							
120 d	110	03/03→02/07	←	09/04→; Türenanzahl: 5		11.0101-5402.2 260009	ATE
			←	09/04→; Türenanzahl: 3		11.0101-5402.2 260009	ATE
			→	09/04→		11.0101-5402.2 260009	ATE
120 d	120	03/03→06/11	←	09/04→ 02/07; Türenanzahl: 5		11.0101-5402.2 260009	ATE
			←	09/04→ 02/07; Türenanzahl: 3		11.0101-5402.2 260009	ATE
			→	09/04→ 02/07		11.0101-5402.2 260009	ATE
120 d	130	09/06→06/11	←	03/07→ 05/11		11.0101-5402.2 260009	ATE
			→	03/07→ 05/11		11.0101-5402.2 260009	ATE
120 i	110	11/03→06/11	←	09/04→ 12/05; Türenanzahl: 5		11.0101-5402.2 260009	ATE
120 i	115	11/03→06/11	←	09/04→ 03/07; Türenanzahl: 3		11.0101-5402.2 260009	ATE
120 i	120	09/06→06/11	←	04/07→ 05/11		11.0101-5402.2 260009	ATE
120 i	125	09/06→06/11					
123 d	150	03/07→09/12	←	10/07→ 05/11		11.0101-5402.2 260009	ATE
			→	10/07→ 02/10		11.0101-5402.2 260009	ATE
130 i	190	03/05→09/12	←	→ 05/11		11.0101-5402.2 260009	ATE
			→	→ 05/11		11.0101-5402.2 260009	ATE
130 i	195	03/05→09/12	←	09/05→ 05/11		11.0101-5402.2 260009	ATE
			→	09/05→ 05/11		11.0101-5402.2 260009	ATE
<b>Führungsbolzen, Bremsattel</b>							
118 d	90	11/03→02/07		09/04→; Türenanzahl: 3		11.8171-0008.1 990049	ATE
118 d	100	09/06→06/11		04/07→ 05/11		11.8171-0008.1 990049	ATE
118 d	105	09/06→06/11					
120 i	120	09/06→06/11					
120 i	125	09/06→06/11					
120 d	110	03/03→02/07		09/04→; Türenanzahl: 3		11.8171-0008.1 990049	ATE
				09/04→; Türenanzahl: 5		11.8171-0008.1 990049	ATE
				09/04→		11.8171-0008.1 990049	ATE
120 d	120	03/03→06/11		09/04→ 02/07		11.8171-0008.1 990049	ATE
				09/04→ 02/07; Türenanzahl: 5		11.8171-0008.1 990049	ATE
				09/04→ 02/07; Türenanzahl: 3		11.8171-0008.1 990049	ATE
120 d	130	09/06→06/11		03/07→ 05/11		11.8171-0008.1 990049	ATE
120 i	110	11/03→06/11		09/04→ 12/05; Türenanzahl: 5		11.8171-0008.1 990049	ATE
120 i	115	11/03→06/11		09/04→ 03/07; Türenanzahl: 3		11.8171-0008.1 990049	ATE
123 d	150	03/07→09/12		10/07→ 05/11		11.8171-0008.1 990049	ATE
				10/07→ 02/10		11.8171-0008.1 990049	ATE
130 i	190	03/05→09/12		→ 05/11		11.8171-0008.1 990049	ATE
130 i	195	03/05→09/12		09/05→ 05/11		11.8171-0008.1 990049	ATE
<b>Bremsschlauch</b>							
116 d	66	01/11→12/11	←		2	24.5174-0526.3 331365	L= 526
			→		2	24.5125-0230.3 331277	L= 230
						24.5137-0221.3 331302	L= 221
116 d	85	12/08→09/12	←	03/09→ 05/11	2	24.5174-0526.3 331365	L= 526
			→	03/09→ 05/11	2	24.5125-0230.3 331277	L= 230
						24.5137-0221.3 331302	L= 221
116 i	85	11/03→06/11	←	09/04→ 08/07	2	24.5174-0526.3 331365	L= 526
			→	09/04→ 08/07	2	24.5125-0230.3 331277	L= 230
						24.5137-0221.3 331302	L= 221
116 i	89	03/07→06/11	←	09/07→ 12/08	2	24.5174-0526.3 331365	L= 526
116 i	90	03/07→06/11	→	09/07→ 12/08	2	24.5125-0230.3 331277	L= 230
						24.5137-0221.3 331302	L= 221
116 i	90	01/09→06/11	←	→ 05/11	2	24.5174-0526.3 331365	L= 526
130 i	190	03/05→09/12	→	→ 05/11	2	24.5125-0230.3 331277	L= 230
						24.5137-0221.3 331302	L= 221
118 d	90	11/03→02/07	←	09/04→	2	24.5174-0526.3 331365	L= 526
118 i	95	07/04→02/07					
120 d	110	03/03→02/07	→	09/04→	2	24.5125-0230.3 331277	L= 230
						24.5137-0221.3 331302	L= 221
118 d	100	09/06→06/11	←	04/07→ 05/11	2	24.5174-0526.3 331365	L= 526
118 d	105	09/06→06/11					
↓							



	kw			 	! #		
<b>BMW - 1 (E87) 02/03→01/13</b>							
 <b>Bremsschlauch</b>							
118 i 120 i 120 i	105 120 125	09/06→06/11 09/06→06/11 09/06→06/11	➡	04/07→ 05/11	2	24.5125-0230.3 331277 24.5137-0221.3 331302	L= 230 L= 221
118 i	100	10/06→06/11	➡	→ 03/07	2	24.5174-0526.3 331365	L= 526
			➡	→ 03/07	2	24.5125-0230.3 331277 24.5137-0221.3 331302	L= 230 L= 221
118 i	125	03/07→12/07	➡	04/07→	2	24.5174-0526.3 331365	L= 526
			➡	04/07→	2	24.5125-0230.3 331277 24.5137-0221.3 331302	L= 230 L= 221
120 d	120	03/03→06/11	➡	09/04→ 02/07	2	24.5174-0526.3 331365	L= 526
			➡	09/04→ 02/07	2	24.5125-0230.3 331277 24.5137-0221.3 331302	L= 230 L= 221
120 d	130	09/06→06/11	➡	03/07→ 05/11	2	24.5174-0526.3 331365	L= 526
			➡	03/07→ 05/11	2	24.5125-0230.3 331277 24.5137-0221.3 331302	L= 230 L= 221
120 i 120 i	110 115	11/03→06/11 11/03→06/11	➡	09/04→ 03/07	2	24.5174-0526.3 331365	L= 526
			➡	09/04→ 03/07	2	24.5125-0230.3 331277 24.5137-0221.3 331302	L= 230 L= 221
123 d	150	03/07→09/12	➡	10/07→ 05/11	2	24.5174-0526.3 331365	L= 526
			➡	10/07→ 05/11	2	24.5125-0230.3 331277 24.5137-0221.3 331302	L= 230 L= 221
130 i	195	03/05→09/12	➡	09/05→ 05/11	2	24.5174-0526.3 331365	L= 526
			➡	09/05→ 05/11	2	24.5125-0230.3 331277 24.5137-0221.3 331302	L= 230 L= 221
<b>BMW - 1 (F20) 11/10→</b>							
 <b>Bremsschlauch</b>							
114 d 114 d 116 d 116 d 116 i 118 d 118 d xDrive 118 d xDrive 118 i 120 d 120 d xDrive 120 i 120 i 125 d 125 i 125 i M 135 i M 135 i xDrive M 140 i M 140 i xDrive	70 70 85 85 80 110 105 110 100 140 140 130 135 165 165 175 240 240 250 250	06/15→ 10/12→ 03/15→ 11/12→ 03/15→ 03/15→ 07/13→ 03/15→ 03/15→ 03/15→ 03/15→ 03/15→ 09/15→ 03/15→ 09/15→ 03/13→ 03/15→ 03/15→ 09/15→ 09/15→	➡		2	24.5169-0590.3 331422 24.5125-0230.3 331277	L= 355 L= 230
114 i M 135 i	75 235	11/11→ 11/11→	➡	09/12→	2	24.5169-0590.3 331422	L= 355
			➡	09/12→	2	24.5125-0230.3 331277	L= 230
116 d 116 i 118 d 118 d 118 i 120 d 120 d 120 d	85 100 100 105 125 120 135 147	12/10→ 12/10→ 12/10→ 12/10→ 11/10→ 12/10→ 12/10→ 01/11→	➡	06/11→	2	24.5169-0590.3 331422 24.5125-0230.3 331277	L= 355 L= 230
120 d xDrive 120 d xDrive M 135 i xDrive	135 147 235	02/12→ 01/11→ 02/12→	➡	07/12→	2	24.5169-0590.3 331422	L= 355
			➡	07/12→	2	24.5125-0230.3 331277	L= 230
125 d 125 d 125 i	155 160 160	08/11→ 08/11→ 08/11→	➡	03/12→	2	24.5169-0590.3 331422	L= 355
			➡	03/12→	2	24.5125-0230.3 331277	L= 230
<b>BMW - 1 (F21) 12/11→</b>							
 <b>Bremsschlauch</b>							
114 d 116 d 116 d 116 d ↓	70 85 85 85	06/15→ 03/15→ 12/11→ 01/12→	➡		2	24.5169-0590.3 331422 24.5125-0230.3 331277	L= 355 L= 230

	kW			 	! #			
<b>BMW - 1 (F21) 12/11→</b>								
 <b>Bremsschlauch</b>								
116 i	80	03/15→	←		2	24.5169-0590.3	331422	L= 355
116 i	100	12/11→	→		2	24.5125-0230.3	331277	L= 230
118 d	100	12/11→						
118 d	105	12/11→						
118 d	110	03/15→						
118 d xDrive	105	05/13→						
118 d xDrive	110	03/15→						
118 i	100	03/15→						
118 i	125	07/12→						
120 d	120	07/12→						
120 d	135	07/12→						
120 d	140	03/15→						
120 d	147	01/12→						
120 d xDrive	140	03/15→						
120 i	130	03/15→						
120 i	135	10/15→						
125 d	165	03/15→						
125 i	165	10/15→						
125 i	175	03/13→						
M 135 i	240	03/15→						
M 135 i xDrive	240	03/15→						
M 140 i	250	10/15→						
M 140 i xDrive	250	09/15→						
114 d	70	07/12→	←	10/12→	2	24.5169-0590.3	331422	L= 355
			→	10/12→	2	24.5125-0230.3	331277	L= 230
114 i	75	12/11→	←	09/12→	2	24.5169-0590.3	331422	L= 355
M 135 i	235	12/11→	→	09/12→	2	24.5125-0230.3	331277	L= 230
120 d xDrive	135	02/12→	←	07/12→	2	24.5169-0590.3	331422	L= 355
120 d xDrive	147	01/12→	→	07/12→	2	24.5125-0230.3	331277	L= 230
M 135 i xDrive	235	02/12→						
125 d	155	12/11→	←	03/12→	2	24.5169-0590.3	331422	L= 355
125 d	160	12/11→	→	03/12→	2	24.5125-0230.3	331277	L= 230
125 i	160	12/11→						
<b>BMW - 1 Cabriolet (E88) 03/08→12/13</b>								
 <b>Bremssattel</b>								
118 d	100	09/08→12/13	←	☐; → 10/13; - Performance Parts		24.3541-1835.7	220739	TRW Ø 54 - Halter
118 d	105	09/08→12/13	←	☐; → 10/13; - Performance Parts		24.3541-1836.7	220740	TRW Ø 54 - Halter
118 i	100	09/08→12/13	←	☐; → 10/13; - Performance Parts		24.3541-1836.7	220740	TRW Ø 54 - Halter
118 i	105	03/08→12/13	→	☐; → 10/13; - Performance Parts		24.3401-9933.5	240727	ATE Ø 40 - Halter
			→	☐; → 10/13; - Performance Parts		24.3401-9934.5	240728	ATE Ø 40 - Halter
120 d	120	03/08→12/13	←	☐; → 10/13; - Performance Parts		24.3541-9521.5	240723	ATE Ø 54 - Halter
120 d	130	03/08→12/13	←	☐; → 10/13; - Performance Parts		24.3541-9521.5	240723	ATE Ø 54 - Halter
120 d	145	03/08→12/13	←	☐; → 10/13; - Performance Parts		24.3541-9522.5	240724	ATE Ø 54 - Halter
120 i	115	03/08→12/13	→	☐; → 10/13; - Performance Parts		24.3401-9933.5	240727	ATE Ø 40 - Halter
120 i	120	03/08→12/13	→	☐; → 10/13; - Performance Parts		24.3401-9933.5	240727	ATE Ø 40 - Halter
120 i	125	03/08→12/13	→	☐; → 10/13; - Performance Parts		24.3401-9934.5	240728	ATE Ø 40 - Halter
125 i	160	03/08→12/13						
128 i	171	03/08→12/13						
123 d	150	09/08→12/13	←	☐; → 10/13; - Performance Parts		24.3541-9521.5	240723	ATE Ø 54 - Halter
			←	☐; → 10/13; - Performance Parts		24.3541-9522.5	240724	ATE Ø 54 - Halter
			→	☐; → 10/13; - Performance Parts		11.9421-9911.2	220825	ATE Ø 42 - Halter
			→	☐; → 10/13; - Performance Parts		11.9421-9912.2	220826	ATE Ø 42 - Halter
<b>Halter, Bremssattel</b>								
118 d	100	09/08→12/13	→	→ 10/13		11.8170-0755.1	260119	ATE
118 d	105	09/08→12/13						
118 i	100	09/08→12/13						
118 i	105	03/08→12/13						
120 d	120	03/08→12/13						
120 d	130	03/08→12/13						
120 d	145	03/08→12/13						
120 i	115	03/08→12/13						
120 i	120	03/08→12/13						
120 i	125	03/08→12/13						
123 d	150	09/08→12/13						
125 i	160	03/08→12/13						
128 i	171	03/08→12/13						
<b>Feder, Bremssattel</b>								
118 d	100	09/08→12/13	→	→ 10/13	2	11.8116-0066.1	390577	ATE
118 d	105	09/08→12/13						
118 i	100	09/08→12/13						
118 i	105	03/08→12/13						
120 d	120	03/08→12/13		→ 10/13	2	11.8116-0339.2	390528	ATE
↓								

**BMW - 1 Cabriolet (E88) 03/08→12/13**

**Feder, Bremssattel**

120 d	130	03/08→12/13	➔	→ 10/13	2	11.8116-0066.1	390577	ATE
120 d	145	03/08→12/13						
120 i	115	03/08→12/13						
120 i	120	03/08→12/13						
120 i	125	03/08→12/13						
123 d	150	09/08→12/13						
125 i	160	03/08→12/13						
128 i	171	03/08→12/13						

**Führungshülzensatz, Bremssattel**

118 d	100	09/08→12/13	➔	→ 10/13		11.0101-5402.2	260009	ATE
118 d	105	09/08→12/13						
118 i	100	09/08→12/13						
118 i	105	03/08→12/13						
120 d	120	03/08→12/13	➔	→ 10/13		11.0101-5402.2	260009	ATE
120 d	130	03/08→12/13						
120 d	145	03/08→12/13	➔	→ 10/13		11.0101-5402.2	260009	ATE
120 i	115	03/08→12/13						
120 i	120	03/08→12/13						
120 i	125	03/08→12/13						
123 d	150	09/08→12/13						
125 i	160	03/08→12/13						
128 i	171	03/08→12/13						

**Führungsbolzen, Bremssattel**

118 d	100	09/08→12/13		→ 10/13		11.8171-0008.1	990049	ATE
118 d	105	09/08→12/13						
118 i	100	09/08→12/13						
118 i	105	03/08→12/13						
120 d	120	03/08→12/13						
120 d	130	03/08→12/13						
120 d	145	03/08→12/13						
120 i	115	03/08→12/13						
120 i	120	03/08→12/13						
120 i	125	03/08→12/13						
123 d	150	09/08→12/13						
125 i	160	03/08→12/13						
128 i	171	03/08→12/13						








**Bremsschlauch**











118 d	100	09/08→12/13	➔	→ 10/13	2	24.5174-0526.3	331365	L= 526
118 d	105	09/08→12/13						
118 i	100	09/08→12/13	➔	am Bremssattel; → 10/13	2	24.5125-0230.3	331277	L= 230
118 i	105	03/08→12/13				24.5137-0221.3	331302	L= 221
120 d	120	03/08→12/13	➔	→ 10/13	2	83.7850-0180.3	331054	L= 180
120 d	130	03/08→12/13						
120 d	145	03/08→12/13						
120 i	115	03/08→12/13						
120 i	120	03/08→12/13						
120 i	125	03/08→12/13						
123 d	150	09/08→12/13						
125 i	160	03/08→12/13						
128 i	171	03/08→12/13						
135 i	225	03/08→12/13						
135 i	240	03/08→12/13						









**BMW - 1 Coupe (E82) 10/06→10/13**








**Bremssattel**










118 d	100	09/09→10/13	➔	☐; - Performance Parts		24.3541-1835.7	220739	TRW Ø 54 - Halter
118 d	105	09/09→10/13	➔	☐; - Performance Parts		24.3541-1836.7	220740	TRW Ø 54 - Halter
			➔	☐; - Performance Parts		24.3401-9933.5	240727	ATE Ø 40 - Halter
			➔	☐; - Performance Parts		24.3401-9934.5	240728	ATE Ø 40 - Halter
120 d	120	10/07→10/13	➔	☐; - Performance Parts		24.3541-9521.5	240723	ATE Ø 54 - Halter
120 d	130	10/07→10/13	➔	☐; - Performance Parts		24.3541-9522.5	240724	ATE Ø 54 - Halter
120 i	115	09/09→10/13	➔	☐; - Performance Parts		24.3401-9933.5	240727	ATE Ø 40 - Halter
			➔	☐; - Performance Parts		24.3401-9934.5	240728	ATE Ø 40 - Halter
120 d	145	10/06→10/13	➔	☐; 10/07→; - Performance Parts		24.3541-9521.5	240723	ATE Ø 54 - Halter
			➔	☐; 10/07→; - Performance Parts		24.3541-9522.5	240724	ATE Ø 54 - Halter
			➔	☐; 10/07→; - Performance Parts		24.3401-9933.5	240727	ATE Ø 40 - Halter
			➔	☐; 10/07→; - Performance Parts		24.3401-9934.5	240728	ATE Ø 40 - Halter
120 i	125	10/07→10/13	➔	☐; 09/09→; - Performance Parts		24.3541-9521.5	240723	ATE Ø 54 - Halter
			➔	☐; 09/09→; - Performance Parts		24.3541-9522.5	240724	ATE Ø 54 - Halter
↓								

	kW			 	! #			
<b>BMW - 1 Coupe (E82) 10/06→10/13</b>								
<b>Bremssattel</b>								
120 i	125	10/07→10/13	➔	☐; 09/09→; - Performance Parts	24.3401-9933.5	240727	ATE Ø 40 - Halter	
			➔	☐; 09/09→; - Performance Parts	24.3401-9934.5	240728	ATE Ø 40 - Halter	
123 d	150	10/07→10/13	➔	☐; - Performance Parts	24.3541-9521.5	240723	ATE Ø 54 - Halter	
			➔	☐; - Performance Parts	24.3541-9522.5	240724	ATE Ø 54 - Halter	
			➔	☐; - Performance Parts	11.9421-9911.2	220825	ATE Ø 42 - Halter	
			➔	☐; - Performance Parts	11.9421-9912.2	220826	ATE Ø 42 - Halter	
125 i	160	10/07→10/13	➔	☐; 03/08→; - Performance Parts	24.3541-9521.5	240723	ATE Ø 54 - Halter	
			➔	☐; 03/08→; - Performance Parts	24.3541-9522.5	240724	ATE Ø 54 - Halter	
			➔	☐; 03/08→; - Performance Parts	24.3401-9933.5	240727	ATE Ø 40 - Halter	
			➔	☐; 03/08→; - Performance Parts	24.3401-9934.5	240728	ATE Ø 40 - Halter	
<b>Halter, Bremssattel</b>								
118 d	100	09/09→10/13	➔		11.8170-0755.1	260119	ATE	
118 d	105	09/09→10/13						
120 d	120	10/07→10/13						
120 d	130	10/07→10/13						
120 i	115	09/09→10/13						
123 d	150	10/07→10/13						
120 d	145	10/06→10/13	➔	10/07→	11.8170-0755.1	260119	ATE	
120 i	125	10/07→10/13	➔	09/09→	11.8170-0755.1	260119	ATE	
125 i	160	10/07→10/13	➔	03/08→	11.8170-0755.1	260119	ATE	
<b>Feder, Bremssattel</b>								
118 d	100	09/09→10/13	➔		2	11.8116-0066.1	390577	ATE
118 d	105	09/09→10/13						
120 d	120	10/07→10/13			2	11.8116-0339.2	390528	ATE
120 d	130	10/07→10/13						
120 i	115	09/09→10/13	➔		2	11.8116-0066.1	390577	ATE
120 d	145	10/06→10/13		10/07→	2	11.8116-0339.2	390528	ATE
			➔	10/07→	2	11.8116-0066.1	390577	ATE
120 i	125	10/07→10/13		09/09→	2	11.8116-0339.2	390528	ATE
			➔	09/09→	2	11.8116-0066.1	390577	ATE
123 d	150	10/07→10/13			2	11.8116-0066.1	390577	ATE
						11.8116-0339.2	390528	ATE
125 i	160	10/07→10/13		03/08→	2	11.8116-0339.2	390528	ATE
			➔	03/08→	2	11.8116-0066.1	390577	ATE
<b>Führungshülzensatz, Bremssattel</b>								
118 d	100	09/09→10/13	➔			11.0101-5402.2	260009	ATE
118 d	105	09/09→10/13						
120 d	120	10/07→10/13	➔			11.0101-5402.2	260009	ATE
120 d	130	10/07→10/13						
120 i	115	09/09→10/13	➔			11.0101-5402.2	260009	ATE
123 d	150	10/07→10/13						
120 d	145	10/06→10/13	➔	10/07→		11.0101-5402.2	260009	ATE
			➔	10/07→		11.0101-5402.2	260009	ATE
120 i	125	10/07→10/13	➔	09/09→		11.0101-5402.2	260009	ATE
			➔	09/09→		11.0101-5402.2	260009	ATE
125 i	160	10/07→10/13	➔	03/08→		11.0101-5402.2	260009	ATE
			➔	03/08→		11.0101-5402.2	260009	ATE
<b>Führungsbolzen, Bremssattel</b>								
118 d	100	09/09→10/13				11.8171-0008.1	990049	ATE
118 d	105	09/09→10/13						
120 d	120	10/07→10/13						
120 d	130	10/07→10/13						
120 i	115	09/09→10/13						
123 d	150	10/07→10/13						
120 d	145	10/06→10/13		10/07→		11.8171-0008.1	990049	ATE
120 i	125	10/07→10/13		09/09→		11.8171-0008.1	990049	ATE
125 i	160	10/07→10/13		03/08→		11.8171-0008.1	990049	ATE
M	250	04/11→06/12		05/11→		11.8171-0008.1	990049	ATE
<b>Dichtungssatz, Bremssattel</b>								
M	250	04/11→06/12	➔	05/11→		11.0441-6008.2	250038	ATE für Kolben-Ø [mm]: 60
↓								








	kw			 	! #		
<b>BMW - 1 Coupe (E82) 10/06→10/13</b>							
 <b>Bremsschlauch</b>							
118 d	100	09/09→10/13	←		2	24.5174-0526.3 331365	L= 526
118 d	105	09/09→10/13	→	am Bremssattel	2	24.5125-0230.3 331277	L= 230
120 d	120	10/07→10/13					
120 d	130	10/07→10/13				24.5137-0221.3 331302	L= 221
120 i	115	09/09→10/13	→		2	83.7850-0180.3 331054	L= 180
123 d	150	10/07→10/13					
135 i	225	10/07→10/13					
135 i	240	10/07→10/13					
120 d	145	10/06→10/13	←	10/07→	2	24.5174-0526.3 331365	L= 526
			→	am Bremssattel; 10/07→	2	24.5125-0230.3 331277	L= 230
						24.5137-0221.3 331302	L= 221
			→	10/07→	2	83.7850-0180.3 331054	L= 180
120 i	125	10/07→10/13	←	09/09→	2	24.5174-0526.3 331365	L= 526
			→	am Bremssattel; 09/09→	2	24.5125-0230.3 331277	L= 230
						24.5137-0221.3 331302	L= 221
			→	09/09→	2	83.7850-0180.3 331054	L= 180
125 i	160	10/07→10/13	←	03/08→	2	24.5174-0526.3 331365	L= 526
			→	am Bremssattel; 03/08→	2	24.5125-0230.3 331277	L= 230
						24.5137-0221.3 331302	L= 221
			→	03/08→	2	83.7850-0180.3 331054	L= 180
M	250	04/11→06/12	←	05/11→	2	83.7751-0502.3 331109	L= 502
			→	am Bremssattel; 05/11→	2	24.5125-0230.3 331277	L= 230
						24.5137-0221.3 331302	L= 221
			→	05/11→	2	83.7850-0180.3 331054	L= 180
<b>BMW - 2 Cabriolet (F23) 03/14→</b>							
 <b>Bremsschlauch</b>							
218 d	100	07/15→	←		2	24.5169-0590.3 331422	L= 355
218 d	110	07/15→	→		2	24.5125-0230.3 331277	L= 230
218 i	100	03/15→					
220 i	135	11/14→					
220 i	135	09/15→					
225 d	165	07/15→					
228 i	180	11/14→					
230 i	185	09/15→					
M 235 i	240	11/14→					
M 235 i xDrive	240	07/15→					
M 240 i	250	09/15→					
M 240 i xDrive	250	09/15→					
220 d	120	03/14→	←	07/15→	2	24.5169-0590.3 331422	L= 355
			→	11/14→	2	24.5125-0230.3 331277	L= 230
220 d	140	03/14→	←	11/14→	2	24.5169-0590.3 331422	L= 355
			→	11/14→	2	24.5125-0230.3 331277	L= 230
<b>BMW - 2 Coupe (F22, F87) 10/12→</b>							
 <b>Bremsschlauch</b>							
218 d	100	07/15→	←		2	24.5169-0590.3 331422	L= 355
218 d	105	01/14→	→		2	24.5125-0230.3 331277	L= 230
218 d	110	07/15→					
218 i	100	03/15→					
220 d	120	11/14→					
220 d xDrive	120	03/15→					
220 i	135	10/13→					
220 i	135	09/15→					
225 d	160	01/14→					
225 d	165	07/15→					
228 i	180	07/14→					
230 i	185	09/15→					
M 235 i	240	10/13→					
M 235 i xDrive	240	07/14→					
M 240 i	250	09/15→					
M 240 i xDrive	250	09/15→					
220 d	135	10/12→11/14	←	10/13→	2	24.5169-0590.3 331422	L= 355
220 d	147	10/12→11/14	→	10/13→	2	24.5125-0230.3 331277	L= 230
220 d	140	03/14→	←	11/14→	2	24.5169-0590.3 331422	L= 355
			→	11/14→	2	24.5125-0230.3 331277	L= 230
220 d xDrive	140	06/14→	←	03/15→	2	24.5169-0590.3 331422	L= 355
			→	03/15→	2	24.5125-0230.3 331277	L= 230








	kw			 	! #		
<b>BMW - 3 (E36) 09/90→02/98</b>							
<b> Bremssattel</b>							
316 i	75	07/93→02/98	←	<input type="checkbox"/>		11.9541-9668.2 220422	ATE Ø 54 - Halter
			←	<input type="checkbox"/>		24.3541-9668.5 240530	ATE Ø 54 - Halter
			→	<input type="checkbox"/> ; + ABS		11.3361-8504.2 220017	ATE Ø 36 - Halter
			→	<input type="checkbox"/> ; + ABS		24.3361-8504.5 240514	ATE Ø 36 - Halter
318 i 318 tds	85 66	10/93→02/98 01/95→02/98	←	<input type="checkbox"/> ; für erhöhte Nutzlast		11.9541-9588.2 220420	ATE Ø 54 - Halter
			←	<input type="checkbox"/> ; nicht für erhöhte Nutzlast		24.3541-9588.5 240528	ATE Ø 54 - Halter
			←	<input type="checkbox"/> ; für erhöhte Nutzlast		11.9541-9668.2 220422	ATE Ø 54 - Halter
			←	<input type="checkbox"/> ; nicht für erhöhte Nutzlast		24.3541-9668.5 240530	ATE Ø 54 - Halter
			→	<input type="checkbox"/> ; + ABS		24.3541-9587.5 240527	ATE Ø 54 - Halter
			→	<input type="checkbox"/> ; nicht für erhöhte Nutzlast		11.3361-8504.2 220017	ATE Ø 36 - Halter
318 is 318 is 325 i 325 tds	103 103 141 105	03/93→02/98 09/95→02/98 09/90→09/95 05/93→02/98	←	<input type="checkbox"/>		24.3361-8504.5 240514	ATE Ø 36 - Halter
			←	<input type="checkbox"/>		24.3361-8504.5 240514	ATE Ø 36 - Halter
			→	<input type="checkbox"/>		24.3361-8503.5 240513	ATE Ø 36 - Halter
			→	<input type="checkbox"/>		11.9541-9588.2 220420	ATE Ø 54 - Halter
320 i 325 td	110 85	09/90→02/98 09/91→02/98	←	<input type="checkbox"/>		11.9541-9588.2 220420	ATE Ø 54 - Halter
			←	<input type="checkbox"/>		24.3541-9588.5 240528	ATE Ø 54 - Halter
			→	<input type="checkbox"/> ; + ABS		11.3361-8504.2 220017	ATE Ø 36 - Halter
			→	<input type="checkbox"/> ; + ABS		24.3361-8504.5 240514	ATE Ø 36 - Halter
323 i 2.5 328 i	125 142	03/95→02/98 01/95→02/98	←	<input type="checkbox"/>		11.9541-9588.2 220420	ATE Ø 54 - Halter
			←	<input type="checkbox"/>		24.3541-9588.5 240528	ATE Ø 54 - Halter
			→	<input type="checkbox"/>		11.9381-9959.2 220433	ATE Ø 38 - Halter
			→	<input type="checkbox"/>		11.9381-9960.2 220434	ATE Ø 38 - Halter
M3 3.0 M3 3.2	210 236	08/94→09/95 09/95→02/98	←	<input type="checkbox"/>		11.3601-8515.2 220323	ATE Ø 60 - Halter
			←	<input type="checkbox"/>		11.3601-8516.2 220324	ATE Ø 60 - Halter
<b>Halter, Bremssattel</b>							
316 i	75	07/93→02/98	←		2	11.0230-0444.1 260104	ATE
318 i 318 tds	85 66	10/93→02/98 01/95→02/98	←	nicht für erhöhte Nutzlast	2	11.0230-0444.1 260104	ATE
			←	für erhöhte Nutzlast	2	11.8170-0729.1 260107	ATE
318 is 318 is 320 i 323 i 2.5 325 i 325 td 325 tds 328 i	103 103 110 125 141 85 105 142	03/93→02/98 09/95→02/98 09/90→02/98 03/95→02/98 09/90→09/95 09/91→02/98 05/93→02/98 01/95→02/98	←		2	11.8170-0729.1 260107	ATE
			←				
			←				
			←				
			←				
			←				
			←				
<b>Feder, Bremssattel</b>							
316 i	75	07/93→02/98			2	11.8116-0109.1 390495	ATE
			→	+ ABS	2	11.8116-0206.1 390593	ATE
318 i 318 tds	85 66	10/93→02/98 01/95→02/98		für erhöhte Nutzlast	2	11.8116-0066.1 390577	ATE
				für erhöhte Nutzlast	2	11.8116-0109.1 390495	ATE
				nicht für erhöhte Nutzlast	2	11.8116-0206.1 390593	ATE
			→	+ ABS	2	11.8116-0109.1 390495	ATE
318 is 318 is 323 i 2.5 325 i 325 tds ↓	103 103 125 141 105	03/93→02/98 09/95→02/98 03/95→02/98 09/90→09/95 05/93→02/98			2	11.8116-0109.1 390495	ATE
					2	11.8116-0206.1 390593	ATE
			→		2	11.8116-0066.1 390577	ATE
			→		2	11.8116-0109.1 390495	ATE








	kW			 	! #		
<b>BMW - 3 (E36) 09/90→02/98</b>							
<b>Feder, Bremssattel</b>							
328 i	142	01/95→02/98			2	11.8116-0109.1 390495 11.8116-0206.1 390593	ATE ATE
			➔		2	11.8116-0066.1 390577	ATE
320 i	110	09/90→02/98			2	11.8116-0109.1 390495	ATE
325 td	85	09/91→02/98				11.8116-0206.1 390593	ATE
			➔	- ABS	2	11.8116-0066.1 390577	ATE
			➔	+ ABS	2	11.8116-0066.1 390577	ATE
M3 3.0	210	08/94→09/95			2	11.8116-0083.1 390501	ATE
M3 3.2	236	09/95→02/98	➔		2	11.8116-0066.1 390577	ATE
<b>Führungshülzensatz, Bremssattel</b>							
316 i	75	07/93→02/98	←			11.0101-5402.2 260009	ATE
			➔	+ ABS		11.0101-5402.2 260009	ATE
318 i	85	10/93→02/98	←	nicht für erhöhte Nutzlast		11.0101-5402.2 260009	ATE
318 tds	66	01/95→02/98	←	für erhöhte Nutzlast		11.0101-5402.2 260009	ATE
			➔	+ ABS		11.0101-5402.2 260009	ATE
318 is	103	03/93→02/98	←			11.0101-5402.2 260009	ATE
318 is	103	09/95→02/98	➔			11.0101-5402.2 260009	ATE
323 i 2.5	125	03/95→02/98	➔				
325 i	141	09/90→09/95					
325 tds	105	05/93→02/98					
328 i	142	01/95→02/98					
M3 3.0	210	08/94→09/95					
M3 3.2	236	09/95→02/98					
320 i	110	09/90→02/98	←			11.0101-5402.2 260009	ATE
325 td	85	09/91→02/98	➔	+ ABS		11.0101-5402.2 260009	ATE
			➔	- ABS		11.0101-5402.2 260009	ATE
<b>Führungsbolzen, Bremssattel</b>							
316 i	75	07/93→02/98		+ ABS		11.8171-0008.1 990049	ATE
			←			11.8171-0008.1 990049	ATE
318 i	85	10/93→02/98		für erhöhte Nutzlast		11.8171-0008.1 990049	ATE
318 tds	66	01/95→02/98		+ ABS		11.8171-0008.1 990049	ATE
			←	nicht für erhöhte Nutzlast		11.8171-0008.1 990049	ATE
318 is	103	03/93→02/98				11.8171-0008.1 990049	ATE
318 is	103	09/95→02/98					
323 i 2.5	125	03/95→02/98					
325 i	141	09/90→09/95					
325 tds	105	05/93→02/98					
328 i	142	01/95→02/98					
M3 3.0	210	08/94→09/95					
M3 3.2	236	09/95→02/98					
320 i	110	09/90→02/98		+ ABS		11.8171-0008.1 990049	ATE
325 td	85	09/91→02/98		- ABS		11.8171-0008.1 990049	ATE
						11.8171-0008.1 990049	ATE
<b>Dichtungssatz, Bremssattel</b>							
316 i	75	07/93→02/98	←			11.0441-5402.2 250028	ATE
			➔	+ ABS		11.0441-3602.2 250008	ATE
318 i	85	10/93→02/98	←	nicht für erhöhte Nutzlast		11.0441-5402.2 250028	ATE
318 tds	66	01/95→02/98	←	für erhöhte Nutzlast		11.0441-5402.2 250028	ATE
			➔	+ ABS		11.0441-3602.2 250008	ATE
318 is	103	03/93→02/98	←			11.0441-5402.2 250028	ATE
318 is	103	09/95→02/98	➔			11.0441-3602.2 250008	ATE
325 i	141	09/90→09/95					
325 tds	105	05/93→02/98					
320 i	110	09/90→02/98	←			11.0441-5402.2 250028	ATE
325 td	85	09/91→02/98	➔	+ ABS		11.0441-3602.2 250008	ATE
			➔	- ABS		11.0441-3602.2 250008	ATE
323 i 2.5	125	03/95→02/98	←			11.0441-5402.2 250028	ATE
328 i	142	01/95→02/98	➔			11.0441-3803.2 250010	ATE
M3 3.0	210	08/94→09/95	←			11.0441-6003.2 250037	
M3 3.2	236	09/95→02/98	➔			11.0441-4002.2 250011	ATE
↓							










	kW			 	! #		
<b>BMW - 3 (E36) 09/90→02/98</b>							
 <b>Bremsschlauch</b>							
316 i	75	07/93→02/98	←		2	24.5103-0430.3	331408 L= 430
318 i	85	10/93→02/98	→	am Bremssattel; + ABS	2	24.5170-0201.3	331450 L= 201
318 tds	66	01/95→02/98	→	für Fahrzeuge mit Trommelbremse an der Hinterachse	2	24.5202-0204.3	331402 L= 204
			→	+ ABS	2	24.5202-0204.3	331402 L= 204
318 is	103	03/93→02/98	←		2	24.5103-0430.3	331408 L= 430
318 is	103	09/95→02/98	→	am Bremssattel	2	24.5170-0201.3	331450 L= 201
320 i	110	09/90→02/98	→		2	24.5202-0204.3	331402 L= 204
323 i 2.5	125	03/95→02/98	→		2	24.5202-0204.3	331402 L= 204
325 td	85	09/91→02/98	→		2	24.5202-0204.3	331402 L= 204
325 tds	105	05/93→02/98	→		2	24.5202-0204.3	331402 L= 204
328 i	142	01/95→02/98	→		2	24.5202-0204.3	331402 L= 204
325 i	141	09/90→09/95	→	+ ASC; für Linkslenker	1	83.6204-0143.3	330304 L= 145
			←		2	24.5103-0430.3	331408 L= 430
			→	am Bremssattel	2	24.5170-0201.3	331450 L= 201
			→		2	24.5202-0204.3	331402 L= 204
M3 3.0	210	08/94→09/95	←		2	83.6150-0451.3	330283 L= 450
M3 3.2	236	09/95→02/98	→		2	24.5202-0204.3	331402 L= 204
			→	am Bremssattel	2	83.6124-0218.3	330455 L= 215
<b>BMW - 3 (E46) 02/98→04/05</b>							
 <b>Bremssattel</b>							
316 i	77	04/00→02/05	←	<input type="checkbox"/>		11.9541-9588.2	220420 ATE Ø 54 - Halter
			←	<input type="checkbox"/>		24.3541-9588.5	240528 ATE Ø 54 - Halter
			→	<input type="checkbox"/>		24.3401-1705.5	240423 ATE Ø 40 - Halter
			→	<input type="checkbox"/>		24.3401-1706.5	240424 ATE Ø 40 - Halter
316 i	85	06/02→02/05	←	<input type="checkbox"/>		11.9541-9588.2	220420 ATE Ø 54 - Halter
316 i	85	02/02→02/05	←	<input type="checkbox"/>		24.3541-9588.5	240528 ATE Ø 54 - Halter
316 i	77	09/98→02/05	←	<input type="checkbox"/>		24.3541-9587.5	240527 ATE Ø 54 - Halter
318 i	87	02/98→09/01	←	<input type="checkbox"/>		24.3541-9587.5	240527 ATE Ø 54 - Halter
			→	<input type="checkbox"/>		24.3401-1703.5	240351 ATE Ø 40 - Halter
			→	<input type="checkbox"/>		24.3401-1704.5	240352 ATE Ø 40 - Halter
			→	<input type="checkbox"/>		24.3401-1705.5	240423 ATE Ø 40 - Halter
			→	<input type="checkbox"/>		24.3401-1706.5	240424 ATE Ø 40 - Halter
318 d	85	09/01→03/03	←	<input type="checkbox"/>		11.9541-9588.2	220420 ATE Ø 54 - Halter
318 d	85	03/03→02/05	←	<input type="checkbox"/>		24.3541-9588.5	240528 ATE Ø 54 - Halter
320 d	100	04/98→09/01	←	<input type="checkbox"/>		24.3541-9587.5	240527 ATE Ø 54 - Halter
320 d	110	09/01→02/05	←	<input type="checkbox"/>		24.3541-9587.5	240527 ATE Ø 54 - Halter
328 i	142	02/98→06/00	→	<input type="checkbox"/>		24.3401-1703.5	240351 ATE Ø 40 - Halter
			→	<input type="checkbox"/>		24.3401-1704.5	240352 ATE Ø 40 - Halter
318 i	100	09/01→02/05	←	<input type="checkbox"/>		11.9541-9588.2	220420 ATE Ø 54 - Halter
318 i	105	09/01→02/05	←	<input type="checkbox"/>		24.3541-9588.5	240528 ATE Ø 54 - Halter
320 i	120	09/00→02/05	←	<input type="checkbox"/>		11.9541-9588.2	220420 ATE Ø 54 - Halter
320 i	125	09/00→02/05	←	<input type="checkbox"/>		24.3541-9588.5	240528 ATE Ø 54 - Halter
			←	<input type="checkbox"/>		24.3541-9587.5	240527 ATE Ø 54 - Halter
			←	<input type="checkbox"/>		24.3541-9587.5	240527 ATE Ø 54 - Halter
			→	<input type="checkbox"/>		24.3401-1703.5	240351 ATE Ø 40 - Halter
			→	<input type="checkbox"/>		24.3401-1703.5	240351 ATE Ø 40 - Halter
			→	<input type="checkbox"/>		24.3401-1704.5	240352 ATE Ø 40 - Halter
			→	<input type="checkbox"/>		24.3401-1704.5	240352 ATE Ø 40 - Halter
320 d	95	02/98→04/05	←	<input type="checkbox"/>		11.9541-9588.2	220420 ATE Ø 54 - Halter
			←	<input type="checkbox"/>		24.3541-9588.5	240528 ATE Ø 54 - Halter
			←	<input type="checkbox"/>		24.3541-9587.5	240527 ATE Ø 54 - Halter
			→	<input type="checkbox"/>		24.3401-1703.5	240351 ATE Ø 40 - Halter
			→	<input type="checkbox"/>		24.3401-1704.5	240352 ATE Ø 40 - Halter
320 i	110	03/98→09/00	←	<input type="checkbox"/>		11.9541-9588.2	220420 ATE Ø 54 - Halter
323 i	120	03/98→09/00	←	<input type="checkbox"/>		24.3541-9588.5	240528 ATE Ø 54 - Halter
323 i	125	03/98→09/00	←	<input type="checkbox"/>		24.3541-9587.5	240527 ATE Ø 54 - Halter
			→	<input type="checkbox"/>		24.3401-1703.5	240351 ATE Ø 40 - Halter
↓							











	kw			 	! #		
<b>BMW - 3 (E46) 02/98→04/05</b>							
<b>Bremssattel</b>							
320 i	110	03/98→09/00	➔	☐; nicht für erhöhte Nutzlast		24.3401-1703.5 240351	ATE Ø 40 - Halter
323 i	120	03/98→09/00	➔	☐; für erhöhte Nutzlast		24.3401-1704.5 240352	ATE Ø 40 - Halter
323 i	125	03/98→09/00	➔	☐; nicht für erhöhte Nutzlast		24.3401-1704.5 240352	ATE Ø 40 - Halter
325 i 325 xi	141 141	09/00→02/05 09/00→02/05	←	☐; nicht für erhöhte Nutzlast		11.9541-9588.2 220420	ATE Ø 54 - Halter
			←	☐; nicht für erhöhte Nutzlast		24.3541-9588.5 240528	ATE Ø 54 - Halter
			←	☐; nicht für erhöhte Nutzlast		24.3541-9587.5 240527	ATE Ø 54 - Halter
			←	☐; für erhöhte Nutzlast		24.3571-1733.5 240349	ATE Ø 57 - Halter
			←	☐; für erhöhte Nutzlast		24.3571-1734.5 240350	ATE Ø 57 - Halter
			➔	☐; für erhöhte Nutzlast		11.9401-9952.2 220464	ATE Ø 40 - Halter
			➔	☐; nicht für erhöhte Nutzlast		24.3401-1703.5 240351	ATE Ø 40 - Halter
			➔	☐; nicht für erhöhte Nutzlast		24.3401-1704.5 240352	ATE Ø 40 - Halter
			➔	☐; für erhöhte Nutzlast		24.3401-9951.5 240667	ATE Ø 40 - Halter
330 d 330 d 330 i	135 150 170	10/99→02/05 03/03→02/05 06/00→02/05	←	☐		24.3571-1733.5 240349	ATE Ø 57 - Halter
			←	☐		24.3571-1734.5 240350	ATE Ø 57 - Halter
			➔	☐		24.3421-1705.5 240353	ATE Ø 42 - Halter
			➔	☐		24.3421-1706.5 240354	ATE Ø 42 - Halter
			➔	☐		24.3421-1706.5 240354	ATE Ø 42 - Halter
330 i	168	01/01→04/05	←	☐; → 02/05		24.3571-1733.5 240349	ATE Ø 57 - Halter
			←	☐; → 02/05		24.3571-1734.5 240350	ATE Ø 57 - Halter
			➔	☐; → 02/05		24.3421-1705.5 240353	ATE Ø 42 - Halter
			➔	☐; → 02/05		24.3421-1706.5 240354	ATE Ø 42 - Halter
330 xd	135	01/00→02/03	←	☐; 06/00→		24.3571-1733.5 240349	ATE Ø 57 - Halter
			←	☐; 06/00→		24.3571-1734.5 240350	ATE Ø 57 - Halter
			➔	☐; 06/00→		11.9401-9952.2 220464	ATE Ø 40 - Halter
			➔	☐; 06/00→		24.3401-9951.5 240667	ATE Ø 40 - Halter
330 xd	150	09/02→12/04	←	☐; 03/03→		24.3571-1733.5 240349	ATE Ø 57 - Halter
			←	☐; 03/03→		24.3571-1734.5 240350	ATE Ø 57 - Halter
			➔	☐; 03/03→		11.9401-9952.2 220464	ATE Ø 40 - Halter
			➔	☐; 03/03→		24.3401-9951.5 240667	ATE Ø 40 - Halter
330 xi	170	06/00→02/05	←	☐		24.3571-1733.5 240349	ATE Ø 57 - Halter
			←	☐		24.3571-1734.5 240350	ATE Ø 57 - Halter
			➔	☐		11.9401-9952.2 220464	ATE Ø 40 - Halter
			➔	☐		24.3401-9951.5 240667	ATE Ø 40 - Halter
<b>Halter, Bremssattel</b>							
316 i	77	04/00→02/05	←		2	11.8170-0729.1 260107	ATE
316 i	85	06/02→02/05	←				
316 i	85	02/02→02/05	←				
316 i	77	09/98→02/05	←				
318 d	85	09/01→03/03	←				
318 d	85	03/03→02/05	←				
318 i	87	02/98→09/01	←				
320 d	100	04/98→09/01	←				
320 i	110	03/98→09/00	←				
323 i	120	03/98→09/00	←				
323 i	125	03/98→09/00	←				
318 i	100	09/01→02/05	←	nicht für erhöhte Nutzlast	2	11.8170-0729.1 260107	ATE
318 i	105	09/01→02/05	←				
320 i	120	09/00→02/05	←	für erhöhte Nutzlast	2	11.8170-0730.1 260108	ATE
320 i	125	09/00→02/05	←				
320 d	95	02/98→04/05	←	→ 02/05	2	11.8170-0729.1 260107	ATE
320 d	110	09/01→02/05	←		2	11.8170-0730.1 260108	ATE
328 i	142	02/98→06/00	←				
325 i	141	09/00→02/05	←	nicht für erhöhte Nutzlast	2	11.8170-0730.1 260108	ATE
325 xi	141	09/00→02/05	←				
<b>Feder, Bremssattel</b>							
316 i	77	04/00→02/05			2	11.8116-0109.1 390495	ATE
318 d	85	09/01→03/03				11.8116-0206.1 390593	ATE
318 d	85	03/03→02/05					
320 d	100	04/98→09/01	➔		2	11.8116-0066.1 390577	ATE
320 d	110	09/01→02/05					
328 i	142	02/98→06/00					
316 i	85	06/02→02/05			2	11.8116-0109.1 390495	ATE
↓							








	kW			 	! #		
<b>BMW - 3 (E46) 02/98→04/05</b>							
<b>Feder, Bremssattel</b>							
316 i	85	02/02→02/05				11.8116-0206.1 390593	ATE
316 i	77	09/98→02/05	➔	für erhöhte Nutzlast	2	11.8116-0066.1 390577	ATE
318 i	87	02/98→09/01					
320 i	110	03/98→09/00	➔	nicht für erhöhte Nutzlast	2	11.8116-0066.1 390577	ATE
323 i	120	03/98→09/00					
323 i	125	03/98→09/00					
318 i	100	09/01→02/05		für erhöhte Nutzlast	2	11.8116-0109.1 390495	ATE
318 i	105	09/01→02/05				11.8116-0206.1 390593	ATE
320 i	120	09/00→02/05		nicht für erhöhte Nutzlast	2	11.8116-0109.1 390495	ATE
320 i	125	09/00→02/05				11.8116-0206.1 390593	ATE
			➔	für erhöhte Nutzlast	2	11.8116-0066.1 390577	ATE
			➔	nicht für erhöhte Nutzlast	2	11.8116-0066.1 390577	ATE
320 d	95	02/98→04/05		→ 02/05	2	11.8116-0109.1 390495	ATE
			➔	→ 02/05	2	11.8116-0206.1 390593	ATE
			➔	→ 02/05	2	11.8116-0066.1 390577	ATE
325 i	141	09/00→02/05		nicht für erhöhte Nutzlast	2	11.8116-0109.1 390495	ATE
325 xi	141	09/00→02/05				11.8116-0206.1 390593	ATE
				für erhöhte Nutzlast	2	11.8116-0273.1 390515	ATE
			➔	nicht für erhöhte Nutzlast	2	11.8116-0066.1 390577	ATE
			➔	für erhöhte Nutzlast	2	11.8116-0094.1 390504	ATE
330 d	135	10/99→02/05			2	11.8116-0273.1 390515	ATE
330 d	150	03/03→02/05	➔		2	11.8116-0296.1 390445	ATE
330 i	170	06/00→02/05					
330 i	168	01/01→04/05		→ 02/05	2	11.8116-0273.1 390515	ATE
			➔	→ 02/05	2	11.8116-0296.1 390445	ATE
330 xd	135	01/00→02/03		06/00→	2	11.8116-0273.1 390515	ATE
			➔	06/00→	2	11.8116-0094.1 390504	ATE
330 xd	150	09/02→12/04		03/03→	2	11.8116-0273.1 390515	ATE
			➔	03/03→	2	11.8116-0094.1 390504	ATE
330 xi	170	06/00→02/05			2	11.8116-0273.1 390515	ATE
			➔		2	11.8116-0094.1 390504	ATE
<b>Führungshülzensatz, Bremssattel</b>							
316 i	77	04/00→02/05	←			11.0101-5402.2 260009	ATE
318 d	85	09/01→03/03					
318 d	85	03/03→02/05	➔			11.0101-5402.2 260009	ATE
320 d	100	04/98→09/01					
320 d	110	09/01→02/05					
328 i	142	02/98→06/00					
330 d	135	10/99→02/05					
330 d	150	03/03→02/05					
330 i	170	06/00→02/05					
330 xi	170	06/00→02/05					
316 i	85	06/02→02/05	←			11.0101-5402.2 260009	ATE
316 i	85	02/02→02/05					
316 i	77	09/98→02/05	➔	nicht für erhöhte Nutzlast		11.0101-5402.2 260009	ATE
318 i	87	02/98→09/01	➔	für erhöhte Nutzlast		11.0101-5402.2 260009	ATE
320 i	110	03/98→09/00					
323 i	120	03/98→09/00					
323 i	125	03/98→09/00					
318 i	100	09/01→02/05	←	nicht für erhöhte Nutzlast		11.0101-5402.2 260009	ATE
318 i	105	09/01→02/05					
320 i	120	09/00→02/05	←	für erhöhte Nutzlast		11.0101-5402.2 260009	ATE
320 i	125	09/00→02/05					
325 i	141	09/00→02/05	➔	nicht für erhöhte Nutzlast		11.0101-5402.2 260009	ATE
325 xi	141	09/00→02/05	➔	für erhöhte Nutzlast		11.0101-5402.2 260009	ATE
320 d	95	02/98→04/05	←	→ 02/05		11.0101-5402.2 260009	ATE
330 i	168	01/01→04/05	➔	→ 02/05		11.0101-5402.2 260009	ATE
330 xd	135	01/00→02/03	←	06/00→		11.0101-5402.2 260009	ATE
			➔	06/00→		11.0101-5402.2 260009	ATE
330 xd	150	09/02→12/04	←	03/03→		11.0101-5402.2 260009	ATE
			➔	03/03→		11.0101-5402.2 260009	ATE
<b>Führungsbolzen, Bremssattel</b>							
316 i	77	04/00→02/05				11.8171-0008.1 990049	ATE
			➔			11.8171-0008.1 990049	ATE
316 i	85	06/02→02/05		für erhöhte Nutzlast		11.8171-0008.1 990049	ATE
316 i	85	02/02→02/05					

	kw			 	! #		
<b>BMW - 3 (E46) 02/98→04/05</b>							
<b>Führungsbolzen, Bremsattel</b>							
316 i	77	09/98→02/05				11.8171-0008.1	990049 ATE
318 i	87	02/98→09/01	➔	nicht für erhöhte Nutzlast		11.8171-0008.1	990049 ATE
318 d	85	09/01→03/03				11.8171-0008.1	990049 ATE
318 d	85	03/03→02/05					
320 d	100	04/98→09/01					
320 d	110	09/01→02/05					
328 i	142	02/98→06/00					
330 d	135	10/99→02/05					
330 d	150	03/03→02/05					
330 i	170	06/00→02/05					
330 xi	170	06/00→02/05					
318 i	100	09/01→02/05		für erhöhte Nutzlast		11.8171-0008.1	990049 ATE
318 i	105	09/01→02/05		nicht für erhöhte Nutzlast		11.8171-0008.1	990049 ATE
320 i	120	09/00→02/05					
320 i	125	09/00→02/05					
325 i	141	09/00→02/05					
325 xi	141	09/00→02/05					
320 d	95	02/98→04/05		→ 02/05		11.8171-0008.1	990049 ATE
330 i	168	01/01→04/05					
320 i	110	03/98→09/00		für erhöhte Nutzlast		11.8171-0008.1	990049 ATE
323 i	120	03/98→09/00		nicht für erhöhte Nutzlast		11.8171-0008.1	990049 ATE
323 i	125	03/98→09/00				11.8171-0008.1	990049 ATE
330 xd	135	01/00→02/03		06/00→		11.8171-0008.1	990049 ATE
330 xd	150	09/02→12/04		03/03→		11.8171-0008.1	990049 ATE
<b>Dichtungssatz, Bremsattel</b>							
316 i	77	04/00→02/05	←			11.0441-5402.2	250028 ATE
318 d	85	09/01→03/03					
318 d	85	03/03→02/05	➔			11.0441-4002.2	250011 ATE
320 d	100	04/98→09/01					
320 d	110	09/01→02/05					
328 i	142	02/98→06/00					
316 i	85	06/02→02/05	←			11.0441-5402.2	250028 ATE
316 i	85	02/02→02/05					
316 i	77	09/98→02/05	➔	nicht für erhöhte Nutzlast		11.0441-4002.2	250011 ATE
318 i	87	02/98→09/01	➔	für erhöhte Nutzlast		11.0441-4002.2	250011 ATE
320 i	110	03/98→09/00					
323 i	120	03/98→09/00					
323 i	125	03/98→09/00					
318 i	100	09/01→02/05	←	für erhöhte Nutzlast		11.0441-5402.2	250028 ATE
318 i	105	09/01→02/05	←	nicht für erhöhte Nutzlast		11.0441-5402.2	250028 ATE
320 i	120	09/00→02/05					
320 i	125	09/00→02/05	➔	nicht für erhöhte Nutzlast		11.0441-4002.2	250011 ATE
			➔	für erhöhte Nutzlast		11.0441-4002.2	250011 ATE
320 d	95	02/98→04/05	←	→ 02/05		11.0441-5402.2	250028 ATE
			➔	→ 02/05		11.0441-4002.2	250011 ATE
325 i	141	09/00→02/05	←	nicht für erhöhte Nutzlast		11.0441-5402.2	250028 ATE
325 xi	141	09/00→02/05	➔	nicht für erhöhte Nutzlast		11.0441-4002.2	250011 ATE
<b>Bremsschlauch</b>							
316 i	77	04/00→02/05	←		2	83.6152-0406.3	330789 L= 405
316 i	85	06/02→02/05					
316 i	85	02/02→02/05	➔		2	24.5169-0458.3	331429 L= 458
316 i	77	09/98→02/05					
318 d	85	09/01→03/03					
318 d	85	03/03→02/05					
318 i	87	02/98→09/01					
318 i	100	09/01→02/05					
318 i	105	09/01→02/05					
320 d	100	04/98→09/01					
320 d	110	09/01→02/05					
320 i	110	03/98→09/00					
320 i	120	09/00→02/05					
320 i	125	09/00→02/05					
323 i	120	03/98→09/00					
323 i	125	03/98→09/00					
325 i	141	09/00→02/05					
328 i	142	02/98→06/00					
330 d	135	10/99→02/05					
330 d	150	03/03→02/05					
330 i	170	06/00→02/05					
320 d	95	02/98→04/05	←	→ 02/05	2	83.6152-0406.3	330789 L= 405
330 i	168	01/01→04/05	➔	→ 02/05	2	24.5169-0458.3	331429 L= 458
325 xi	141	09/00→02/05	➔		2	24.5169-0458.3	331429 L= 458
↓							








	kw			 	! #			
<b>BMW - 3 (E46) 02/98→04/05</b>								
 <b>Bremsschlauch</b>								
330 xi	170	06/00→02/05	➔		2	24.5169-0458.3 331429	L= 458	
330 xd	135	01/00→02/03	➔	06/00→	2	24.5169-0458.3 331429	L= 458	
330 xd	150	09/02→12/04	➔	03/03→	2	24.5169-0458.3 331429	L= 458	
<b>BMW - 3 (E90) 02/04→12/11</b>								
 <b>Bremssattel</b>								
316 d	85	07/09→12/11	←	☐		24.3541-9521.5 240723	ATE Ø 54 - Halter	
			←	☐		24.3541-9522.5 240724	ATE Ø 54 - Halter	
			➔	☐		24.3401-1707.7 220775	TRW Ø 40 - Halter	
			➔	☐		24.3401-1708.7 220776	TRW Ø 40 - Halter	
316 i	85	03/05→10/11	←	☐; → 08/07		24.3541-9575.5 240681	ATE Ø 54 - Halter	
			←	☐; → 08/07		24.3541-9576.5 240682	ATE Ø 54 - Halter	
			➔	☐; → 08/07		24.3401-1707.7 220775	TRW Ø 40 - Halter	
			➔	☐; → 08/07		24.3401-1708.7 220776	TRW Ø 40 - Halter	
316 i	90	02/07→10/11	←	☐; 09/07→		24.3541-9521.5 240723	ATE Ø 54 - Halter	
			←	☐; 09/07→		24.3541-9522.5 240724	ATE Ø 54 - Halter	
			➔	☐; 09/07→		24.3401-1707.7 220775	TRW Ø 40 - Halter	
			➔	☐; 09/07→		24.3401-1708.7 220776	TRW Ø 40 - Halter	
318 d	90	01/05→08/07	←	☐; 09/05→; für erhöhte Nutzlast		11.9571-9753.2 220929	ATE Ø 57 - Halter	
			←	☐; 09/05→; für erhöhte Nutzlast		11.9571-9754.2 220930	ATE Ø 57 - Halter	
			←	☐; 09/05→; nicht für erhöhte Nutzlast		24.3541-9575.5 240681	ATE Ø 54 - Halter	
			←	☐; 09/05→; nicht für erhöhte Nutzlast		24.3541-9576.5 240682	ATE Ø 54 - Halter	
			➔	☐; 09/05→; für erhöhte Nutzlast		11.9421-9911.2 220825	ATE Ø 42 - Halter	
			➔	☐; 09/05→; für erhöhte Nutzlast		11.9421-9912.2 220826	ATE Ø 42 - Halter	
			➔	☐; 09/05→; nicht für erhöhte Nutzlast		24.3401-1707.7 220775	TRW Ø 40 - Halter	
			➔	☐; 09/05→; nicht für erhöhte Nutzlast		24.3401-1708.7 220776	TRW Ø 40 - Halter	
318 d 318 d 318 i 318 i	100 105 100 105	02/07→03/10 02/07→10/11 03/07→10/11 02/07→10/11	←	☐; 09/07→		24.3541-9521.5 240723	ATE Ø 54 - Halter	
			←	☐; 09/07→		24.3541-9522.5 240724	ATE Ø 54 - Halter	
			➔	☐; 09/07→		11.9421-9911.2 220825	ATE Ø 42 - Halter	
			➔	☐; 09/07→		11.9421-9912.2 220826	ATE Ø 42 - Halter	
318 i	95	08/04→08/07	←	☐; 03/07→; Motorcode: N46N; für erhöhte Nutzlast		11.9571-9753.2 220929	ATE Ø 57 - Halter	
			←	☐; 09/05→; Motorcode: N46; für erhöhte Nutzlast		11.9571-9753.2 220929	ATE Ø 57 - Halter	
			←	☐; 09/05→; Motorcode: N46; für erhöhte Nutzlast		11.9571-9754.2 220930	ATE Ø 57 - Halter	
			←	☐; 03/07→; Motorcode: N46N; für erhöhte Nutzlast		11.9571-9754.2 220930	ATE Ø 57 - Halter	
			←	☐; 03/07→; nicht für erhöhte Nutzlast; Motorcode: N46N		24.3541-9521.5 240723	ATE Ø 54 - Halter	
			←	☐; 03/07→; nicht für erhöhte Nutzlast; Motorcode: N46N		24.3541-9522.5 240724	ATE Ø 54 - Halter	
			←	☐; 09/05→; nicht für erhöhte Nutzlast; Motorcode: N46		24.3541-9575.5 240681	ATE Ø 54 - Halter	
			←	☐; 09/05→; nicht für erhöhte Nutzlast; Motorcode: N46		24.3541-9576.5 240682	ATE Ø 54 - Halter	
			➔	☐; 03/07→; Motorcode: N46N		11.9421-9911.2 220825	ATE Ø 42 - Halter	
			➔	☐; 09/05→; für erhöhte Nutzlast; Motorcode: N46		11.9421-9911.2 220825	ATE Ø 42 - Halter	
			➔	☐; 03/07→; Motorcode: N46N		11.9421-9912.2 220826	ATE Ø 42 - Halter	
			➔	☐; 09/05→; für erhöhte Nutzlast; Motorcode: N46		11.9421-9912.2 220826	ATE Ø 42 - Halter	
			➔	☐; 09/05→; nicht für erhöhte Nutzlast; Motorcode: N46		24.3401-1707.7 220775	TRW Ø 40 - Halter	
			➔	☐; 09/05→; nicht für erhöhte Nutzlast; Motorcode: N46		24.3401-1708.7 220776	TRW Ø 40 - Halter	
320 d 320 d 320 d 320 d xDrive 320 d xDrive 320 d xDrive	110 130 135 120 130 135	09/05→12/11 09/07→12/11 01/10→12/11 07/08→12/11 09/08→12/11 01/10→12/11	←	☐; nicht für Behördenfahrzeuge		11.9571-9753.2 220929	ATE Ø 57 - Halter	
			←	☐; nicht für Behördenfahrzeuge		11.9571-9754.2 220930	ATE Ø 57 - Halter	
			➔	☐; nicht für Behördenfahrzeuge		11.9421-9911.2 220825	ATE Ø 42 - Halter	










	kw			 	! #		
<b>BMW - 3 (E90) 02/04→12/11</b>							
 <b>Bremssattel</b>							
320 xd	130	09/07→12/11	➔	☐; nicht für Behördenfahrzeuge	11.9421-9912.2	220826	ATE Ø 42 - Halter
			➔	☐; für Behördenfahrzeuge	24.3441-9957.5	240671	ATE Ø 44 - Halter
			➔	☐; für Behördenfahrzeuge	24.3441-9958.5	240672	ATE Ø 44 - Halter
320 d	120	02/04→12/11	➔	☐; 12/04→; nicht für Behördenfahrzeuge	11.9571-9753.2	220929	ATE Ø 57 - Halter
			➔	☐; 12/04→; nicht für Behördenfahrzeuge	11.9571-9754.2	220930	ATE Ø 57 - Halter
			➔	☐; 12/04→	11.9421-9911.2	220825	ATE Ø 42 - Halter
			➔	☐; 12/04→	11.9421-9912.2	220826	ATE Ø 42 - Halter
320 i	110	06/04→03/07	➔	☐; 03/07→; Motorcode: N46N; für erhöhte Nutzlast	11.9571-9753.2	220929	ATE Ø 57 - Halter
			➔	☐; 12/04→; Motorcode: N46; für erhöhte Nutzlast	11.9571-9753.2	220929	ATE Ø 57 - Halter
			➔	☐; 03/07→; Motorcode: N46N; für erhöhte Nutzlast	11.9571-9754.2	220930	ATE Ø 57 - Halter
			➔	☐; 12/04→; Motorcode: N46; für erhöhte Nutzlast	11.9571-9754.2	220930	ATE Ø 57 - Halter
			➔	☐; 03/07→; nicht für erhöhte Nutzlast; Motorcode: N46N	24.3541-9521.5	240723	ATE Ø 54 - Halter
			➔	☐; 03/07→; nicht für erhöhte Nutzlast; Motorcode: N46N	24.3541-9522.5	240724	ATE Ø 54 - Halter
			➔	☐; 12/04→; nicht für erhöhte Nutzlast; Motorcode: N46	24.3541-9575.5	240681	ATE Ø 54 - Halter
			➔	☐; 12/04→; nicht für erhöhte Nutzlast; Motorcode: N46	24.3541-9576.5	240682	ATE Ø 54 - Halter
			➔	☐; 12/04→; für erhöhte Nutzlast; Motorcode: N46	11.9421-9911.2	220825	ATE Ø 42 - Halter
			➔	☐; 03/07→; Motorcode: N46N	11.9421-9911.2	220825	ATE Ø 42 - Halter
			➔	☐; 12/04→; für erhöhte Nutzlast; Motorcode: N46	11.9421-9912.2	220826	ATE Ø 42 - Halter
			➔	☐; 03/07→; Motorcode: N46N	11.9421-9912.2	220826	ATE Ø 42 - Halter
			➔	☐; 12/04→; nicht für erhöhte Nutzlast; Motorcode: N46	24.3401-1707.7	220775	TRW Ø 40 - Halter
			➔	☐; 12/04→; nicht für erhöhte Nutzlast; Motorcode: N46	24.3401-1708.7	220776	TRW Ø 40 - Halter
320 i	115	09/06→12/11	➔	☐; → 08/07; Motorcode: N46; für erhöhte Nutzlast	11.9571-9753.2	220929	ATE Ø 57 - Halter
			➔	☐; 03/07→ 08/07; Motorcode: N46N; für erhöhte Nutzlast	11.9571-9753.2	220929	ATE Ø 57 - Halter
			➔	☐; → 08/07; Motorcode: N46; für erhöhte Nutzlast	11.9571-9754.2	220930	ATE Ø 57 - Halter
			➔	☐; 03/07→ 08/07; Motorcode: N46N; für erhöhte Nutzlast	11.9571-9754.2	220930	ATE Ø 57 - Halter
			➔	☐; 03/07→ 08/07; nicht für erhöhte Nutzlast; Motorcode: N46N	24.3541-9521.5	240723	ATE Ø 54 - Halter
			➔	☐; 03/07→ 08/07; nicht für erhöhte Nutzlast; Motorcode: N46N	24.3541-9522.5	240724	ATE Ø 54 - Halter
			➔	☐; → 08/07; nicht für erhöhte Nutzlast; Motorcode: N46	24.3541-9575.5	240681	ATE Ø 54 - Halter
			➔	☐; → 08/07; nicht für erhöhte Nutzlast; Motorcode: N46	24.3541-9576.5	240682	ATE Ø 54 - Halter
			➔	☐; 03/07→ 08/07; Motorcode: N46N	11.9421-9911.2	220825	ATE Ø 42 - Halter
			➔	☐; → 08/07; für erhöhte Nutzlast; Motorcode: N46	11.9421-9911.2	220825	ATE Ø 42 - Halter
			➔	☐; 03/07→ 08/07; Motorcode: N46N	11.9421-9912.2	220826	ATE Ø 42 - Halter
			➔	☐; → 08/07; für erhöhte Nutzlast; Motorcode: N46	11.9421-9912.2	220826	ATE Ø 42 - Halter
			➔	☐; → 08/07; nicht für erhöhte Nutzlast; Motorcode: N46	24.3401-1707.7	220775	TRW Ø 40 - Halter
			➔	☐; → 08/07; nicht für erhöhte Nutzlast; Motorcode: N46	24.3401-1708.7	220776	TRW Ø 40 - Halter
320 i 320 i	120 125	03/07→12/11 03/07→12/11	➔	☐; 09/07→; für erhöhte Nutzlast	11.9571-9753.2	220929	ATE Ø 57 - Halter
			➔	☐; 09/07→; für erhöhte Nutzlast	11.9571-9754.2	220930	ATE Ø 57 - Halter
			➔	☐; 09/07→; nicht für erhöhte Nutzlast	24.3541-9521.5	240723	ATE Ø 54 - Halter
			➔	☐; 09/07→; nicht für erhöhte Nutzlast	24.3541-9522.5	240724	ATE Ø 54 - Halter
			➔	☐; 09/07→	11.9421-9911.2	220825	ATE Ø 42 - Halter








	kw			 	! #							
<b>BMW - 3 (E90) 02/04→12/11</b>												
<b>Bremssattel</b>												
320 i	120	03/07→12/11	➔	☐; 09/07→		11.9421-9912.2 220826	ATE Ø 42 - Halter					
320 i	125	03/07→12/11										
320 si	127	09/05→08/06	➔	☐; 06/06→		11.9571-9753.2 220929	ATE Ø 57 - Halter					
			➔	☐; 06/06→		11.9571-9754.2 220930	ATE Ø 57 - Halter					
			➔	☐; 06/06→		11.9421-9911.2 220825	ATE Ø 42 - Halter					
			➔	☐; 06/06→		11.9421-9912.2 220826	ATE Ø 42 - Halter					
325 d	145	09/06→12/11	➔	☐		24.3441-9957.5 240671	ATE Ø 44 - Halter					
325 d	150	01/10→12/11										
330 d xDrive	180	01/09→12/11	➔	☐		24.3441-9958.5 240672	ATE Ø 44 - Halter					
330 i	190	01/05→08/07										
330 i	200	09/07→12/11										
330 i xDrive	200	09/08→12/11										
330 xd	170	09/05→12/11										
330 xi	190	01/05→08/07										
330 xi	200	09/07→12/11										
335 d	210	09/06→12/11										
335 i xDrive	225	05/08→10/11										
335 i xDrive	240	05/08→10/11										
325 i	155	01/06→12/11	➔	☐; nicht für erhöhte Nutzlast		11.9571-9753.2 220929	ATE Ø 57 - Halter					
			➔	☐; nicht für erhöhte Nutzlast		11.9571-9754.2 220930	ATE Ø 57 - Halter					
			➔	☐; nicht für erhöhte Nutzlast		11.9421-9911.2 220825	ATE Ø 42 - Halter					
			➔	☐; nicht für erhöhte Nutzlast		11.9421-9912.2 220826	ATE Ø 42 - Halter					
			➔	☐; für erhöhte Nutzlast		24.3441-9957.5 240671	ATE Ø 44 - Halter					
			➔	☐; für erhöhte Nutzlast		24.3441-9958.5 240672	ATE Ø 44 - Halter					
325 i	160	01/05→12/11	➔	☐; nicht für erhöhte Nutzlast		11.9571-9753.2 220929	ATE Ø 57 - Halter					
			➔	☐; nicht für erhöhte Nutzlast		11.9571-9754.2 220930	ATE Ø 57 - Halter					
			➔	☐; nicht für erhöhte Nutzlast		11.9421-9911.2 220825	ATE Ø 42 - Halter					
			➔	☐; nicht für erhöhte Nutzlast		11.9421-9912.2 220826	ATE Ø 42 - Halter					
			➔	☐; für erhöhte Nutzlast		24.3441-9957.5 240671	ATE Ø 44 - Halter					
			➔	☐; für erhöhte Nutzlast		24.3441-9958.5 240672	ATE Ø 44 - Halter					
325 i	155	03/07→12/11	➔	☐; nicht für erhöhte Nutzlast		11.9571-9753.2 220929	ATE Ø 57 - Halter					
			➔	☐; nicht für erhöhte Nutzlast		11.9571-9754.2 220930	ATE Ø 57 - Halter					
			➔	☐; nicht für erhöhte Nutzlast		11.9421-9911.2 220825	ATE Ø 42 - Halter					
			➔	☐; nicht für erhöhte Nutzlast		11.9421-9912.2 220826	ATE Ø 42 - Halter					
			➔	☐; für erhöhte Nutzlast		24.3441-9957.5 240671	ATE Ø 44 - Halter					
			➔	☐; für erhöhte Nutzlast		24.3441-9958.5 240672	ATE Ø 44 - Halter					
325 i	160	03/07→12/11	➔	☐; nicht für erhöhte Nutzlast		11.9571-9753.2 220929	ATE Ø 57 - Halter					
			➔	☐; nicht für erhöhte Nutzlast		11.9571-9754.2 220930	ATE Ø 57 - Halter					
			➔	☐; nicht für erhöhte Nutzlast		11.9421-9911.2 220825	ATE Ø 42 - Halter					
			➔	☐; nicht für erhöhte Nutzlast		11.9421-9912.2 220826	ATE Ø 42 - Halter					
			➔	☐; für erhöhte Nutzlast		24.3441-9957.5 240671	ATE Ø 44 - Halter					
			➔	☐; für erhöhte Nutzlast		24.3441-9958.5 240672	ATE Ø 44 - Halter					
325 i xDrive	160	06/08→10/11	➔	☐; nicht für erhöhte Nutzlast		11.9571-9753.2 220929	ATE Ø 57 - Halter					
			➔	☐; nicht für erhöhte Nutzlast		11.9571-9754.2 220930	ATE Ø 57 - Halter					
			➔	☐; Motorcode: N53; nicht für erhöhte Nutzlast		11.9421-9911.2 220825	ATE Ø 42 - Halter					
			➔	☐; Motorcode: N53; nicht für erhöhte Nutzlast		11.9421-9912.2 220826	ATE Ø 42 - Halter					
			➔	☐; für erhöhte Nutzlast		24.3441-9957.5 240671	ATE Ø 44 - Halter					
			➔	☐; für erhöhte Nutzlast		24.3441-9958.5 240672	ATE Ø 44 - Halter					
325 xi	160	03/05→10/11	➔	☐; nicht für erhöhte Nutzlast		11.9571-9753.2 220929	ATE Ø 57 - Halter					
			03/07→06/08	➔	☐; nicht für erhöhte Nutzlast		11.9571-9754.2 220930	ATE Ø 57 - Halter				
				➔	☐; → 08/07; nicht für erhöhte Nutzlast; Motorcode: N52		11.9421-9911.2 220825	ATE Ø 42 - Halter				
				➔	☐; → 08/07; Motorcode: N52N; nicht für erhöhte Nutzlast		11.9421-9911.2 220825	ATE Ø 42 - Halter				
				➔	☐; 09/07→; Motorcode: N53; nicht für erhöhte Nutzlast		11.9421-9911.2 220825	ATE Ø 42 - Halter				
				➔	☐; → 08/07; Motorcode: N52N; nicht für erhöhte Nutzlast		11.9421-9912.2 220826	ATE Ø 42 - Halter				
				➔	☐; → 08/07; nicht für erhöhte Nutzlast; Motorcode: N52		11.9421-9912.2 220826	ATE Ø 42 - Halter				
				➔	☐; 09/07→; Motorcode: N53; nicht für erhöhte Nutzlast		11.9421-9912.2 220826	ATE Ø 42 - Halter				
				➔	☐; für erhöhte Nutzlast		24.3441-9957.5 240671	ATE Ø 44 - Halter				
				➔	☐; für erhöhte Nutzlast		24.3441-9958.5 240672	ATE Ø 44 - Halter				
330 d	155	09/04→12/11	➔	☐; 09/05→		24.3441-9957.5 240671	ATE Ø 44 - Halter					
			170	09/04→08/08	➔	☐; 09/05→		24.3441-9958.5 240672	ATE Ø 44 - Halter			
330 d	180	02/08→12/11			➔	☐; 09/08→		24.3441-9957.5 240671	ATE Ø 44 - Halter			
			➔	☐; 09/08→		24.3441-9958.5 240672	ATE Ø 44 - Halter					
335 i	220	03/06→12/11	➔	☐; 09/06→		24.3441-9957.5 240671	ATE Ø 44 - Halter					
			224	03/06→12/11	➔	☐; 09/06→		24.3441-9958.5 240672	ATE Ø 44 - Halter			
					225	03/06→12/11	➔	☐; 09/06→		24.3441-9958.5 240672	ATE Ø 44 - Halter	
							240	03/06→12/11	➔	☐; 09/06→		24.3441-9958.5 240672
335 xi	224	09/06→06/08	➔	☐; 03/07→		24.3441-9957.5 240671	ATE Ø 44 - Halter					
			225	09/06→06/08	➔	☐; 03/07→		24.3441-9957.5 240671	ATE Ø 44 - Halter			
					240	09/06→06/08	➔	☐; 03/07→		24.3441-9958.5 240672	ATE Ø 44 - Halter	
<b>Halter, Bremssattel</b>												
318 d	90	01/05→08/07	➔	09/05→; für erhöhte Nutzlast		11.8170-0755.1 260119	ATE					
318 d	100	02/07→03/10	➔	09/07→		11.8170-0755.1 260119	ATE					
			105	02/07→10/11								
					100	03/07→10/11						
							105	02/07→10/11				
									120	03/07→12/11		
320 i	120	03/07→12/11	↓									

















	kW			 	! #		
<b>BMW - 3 (E90) 02/04→12/11</b>							
<b>Halter, Bremssattel</b>							
320 i	125	03/07→12/11	➔	09/07→		11.8170-0755.1 260119	ATE
318 i	95	08/04→08/07	➔	09/05→; für erhöhte Nutzlast; Motorcode: N46		11.8170-0755.1 260119	ATE
			➔	03/07→; Motorcode: N46N		11.8170-0755.1 260119	ATE
320 d	110	09/05→12/11	➔	nicht für Behördenfahrzeuge		11.8170-0755.1 260119	ATE
320 d	130	09/07→12/11					
320 d	135	01/10→12/11					
320 d xDrive	120	07/08→12/11					
320 d xDrive	130	09/08→12/11					
320 d xDrive	135	01/10→12/11					
320 xd	130	09/07→12/11					
320 d	120	02/04→12/11	➔	12/04→		11.8170-0755.1 260119	ATE
320 i	110	06/04→03/07	➔	03/07→; Motorcode: N46N		11.8170-0755.1 260119	ATE
			➔	12/04→; für erhöhte Nutzlast; Motorcode: N46		11.8170-0755.1 260119	ATE
320 i	115	09/06→12/11	➔	03/07→ 08/07; Motorcode: N46N		11.8170-0755.1 260119	ATE
			➔	→ 08/07; für erhöhte Nutzlast; Motorcode: N46		11.8170-0755.1 260119	ATE
320 si	127	09/05→08/06	➔	06/06→		11.8170-0755.1 260119	ATE
325 i	155	01/06→12/11	➔	nicht für erhöhte Nutzlast		11.8170-0755.1 260119	ATE
325 i	160	01/05→12/11					
325 i	155	03/07→12/11					
325 i	160	03/07→12/11					
325 i xDrive	160	06/08→10/11	➔	Motorcode: N53; nicht für erhöhte Nutzlast		11.8170-0755.1 260119	ATE
325 xi 325 xi	160 160	03/05→10/11 03/07→06/08	➔	→ 08/07; nicht für erhöhte Nutzlast; Motorcode: N52		11.8170-0755.1 260119	ATE
			➔	→ 08/07; Motorcode: N52N; nicht für erhöhte Nutzlast		11.8170-0755.1 260119	ATE
			➔	09/07→; Motorcode: N53; nicht für erhöhte Nutzlast		11.8170-0755.1 260119	ATE
<b>Feder, Bremssattel</b>							
316 d	85	07/09→12/11			2	11.8116-0339.2 390528	ATE
316 i	85	03/05→10/11	←	→ 08/07	2	11.8116-0206.1 390593	ATE
316 i	90	02/07→10/11		09/07→	2	11.8116-0339.2 390528	ATE
318 d	90	01/05→08/07		09/05→; für erhöhte Nutzlast	2	11.8116-0339.2 390528	ATE
			←	09/05→; nicht für erhöhte Nutzlast	2	11.8116-0206.1 390593	ATE
			➔	09/05→; für erhöhte Nutzlast	2	11.8116-0066.1 390577	ATE
318 d	100	02/07→03/10		09/07→	2	11.8116-0339.2 390528	ATE
318 d	105	02/07→10/11	➔	09/07→	2	11.8116-0066.1 390577	ATE
318 i	100	03/07→10/11					
318 i	105	02/07→10/11					
318 i	95	08/04→08/07		09/05→; Motorcode: N46; für erhöhte Nutzlast	2	11.8116-0339.2 390528	ATE
				03/07→; Motorcode: N46N; für erhöhte Nutzlast	2	11.8116-0339.2 390528	ATE
				03/07→; nicht für erhöhte Nutzlast; Motorcode: N46N	2	11.8116-0339.2 390528	ATE
			←	09/05→; nicht für erhöhte Nutzlast; Motorcode: N46	2	11.8116-0206.1 390593	ATE
			➔	03/07→; Motorcode: N46N	2	11.8116-0066.1 390577	ATE
			➔	09/05→; für erhöhte Nutzlast; Motorcode: N46	2	11.8116-0066.1 390577	ATE
320 d	110	09/05→12/11		nicht für Behördenfahrzeuge	2	11.8116-0339.2 390528	ATE
320 d	130	09/07→12/11		für Behördenfahrzeuge	2	11.8116-0339.2 390528	ATE
320 d	135	01/10→12/11					
320 d xDrive	120	07/08→12/11	➔	nicht für Behördenfahrzeuge	2	11.8116-0066.1 390577	ATE
320 d xDrive	130	09/08→12/11	➔	für Behördenfahrzeuge	2	11.8116-0296.1 390445	ATE
320 d xDrive	135	01/10→12/11					
320 xd	130	09/07→12/11					
320 d	120	02/04→12/11		12/04→; nicht für Behördenfahrzeuge	2	11.8116-0339.2 390528	ATE
				12/04→; für Behördenfahrzeuge	2	11.8116-0339.2 390528	ATE
			➔	12/04→	2	11.8116-0066.1 390577	ATE
320 i	110	06/04→03/07		03/07→; nicht für erhöhte Nutzlast; Motorcode: N46N	2	11.8116-0339.2 390528	ATE
				12/04→; Motorcode: N46; für erhöhte Nutzlast	2	11.8116-0339.2 390528	ATE
				03/07→; Motorcode: N46N; für erhöhte Nutzlast	2	11.8116-0339.2 390528	ATE
↓							









	kw			 	! #									
<b>BMW - 3 (E90) 02/04→12/11</b>														
<b>Feder, Bremsattel</b>														
320 i	110	06/04→03/07	←	12/04→; nicht für erhöhte Nutzlast; Motorcode: N46	2	11.8116-0206.1	390593	ATE						
			→	03/07→; Motorcode: N46N	2	11.8116-0066.1	390577	ATE						
			→	12/04→; für erhöhte Nutzlast; Motorcode: N46	2	11.8116-0066.1	390577	ATE						
320 i	115	09/06→12/11		→ 08/07; Motorcode: N46; für erhöhte Nutzlast	2	11.8116-0339.2	390528	ATE						
				03/07→ 08/07; nicht für erhöhte Nutzlast; Motorcode: N46N	2	11.8116-0339.2	390528	ATE						
				03/07→ 08/07; Motorcode: N46N; für erhöhte Nutzlast	2	11.8116-0339.2	390528	ATE						
			←	→ 08/07; nicht für erhöhte Nutzlast; Motorcode: N46	2	11.8116-0206.1	390593	ATE						
			→	→ 08/07; für erhöhte Nutzlast; Motorcode: N46	2	11.8116-0066.1	390577	ATE						
			→	03/07→ 08/07; Motorcode: N46N	2	11.8116-0066.1	390577	ATE						
320 i	120	03/07→12/11		09/07→; für erhöhte Nutzlast	2	11.8116-0339.2	390528	ATE						
320 i	125	03/07→12/11		09/07→; nicht für erhöhte Nutzlast	2	11.8116-0339.2	390528	ATE						
			→	09/07→	2	11.8116-0066.1	390577	ATE						
320 si	127	09/05→08/06		06/06→	2	11.8116-0339.2	390528	ATE						
			→	06/06→	2	11.8116-0066.1	390577	ATE						
325 d	145	09/06→12/11		für Behördenfahrzeuge	2	11.8116-0315.2	390447	ATE						
			325 d	150	01/10→12/11		nicht für Behördenfahrzeuge	2	11.8116-0339.2	390528	ATE			
			→		2	11.8116-0296.1	390445	ATE						
325 i	155	01/06→12/11		für erhöhte Nutzlast	2	11.8116-0339.2	390528	ATE						
			325 i	160	01/05→12/11		nicht für erhöhte Nutzlast	2	11.8116-0339.2	390528	ATE			
						325 i	155	03/07→12/11	→	nicht für erhöhte Nutzlast	2	11.8116-0066.1	390577	ATE
									→	für erhöhte Nutzlast	2	11.8116-0296.1	390445	ATE
325 i	160	03/07→12/11	→		2	11.8116-0066.1	390577	ATE						
325 i xDrive	160	06/08→10/11		für erhöhte Nutzlast	2	11.8116-0339.2	390528	ATE						
				nicht für erhöhte Nutzlast	2	11.8116-0339.2	390528	ATE						
			→	Motorcode: N53; nicht für erhöhte Nutzlast	2	11.8116-0066.1	390577	ATE						
			→	für erhöhte Nutzlast	2	11.8116-0296.1	390445	ATE						
325 xi	160	03/05→10/11		für erhöhte Nutzlast	2	11.8116-0339.2	390528	ATE						
			325 xi	160	03/07→06/08		nicht für erhöhte Nutzlast	2	11.8116-0339.2	390528	ATE			
						→	09/07→; Motorcode: N53; nicht für erhöhte Nutzlast	2	11.8116-0066.1	390577	ATE			
						→	→ 08/07; nicht für erhöhte Nutzlast; Motorcode: N52	2	11.8116-0066.1	390577	ATE			
						→	→ 08/07; Motorcode: N52N; nicht für erhöhte Nutzlast	2	11.8116-0066.1	390577	ATE			
						→	für erhöhte Nutzlast	2	11.8116-0296.1	390445	ATE			
330 d	155	09/04→12/11		09/05→; für erhöhte Nutzlast	2	11.8116-0315.2	390447	ATE						
			330 d	170	09/04→08/08		09/05→; nicht für erhöhte Nutzlast	2	11.8116-0339.2	390528	ATE			
						→	09/05→	2	11.8116-0296.1	390445	ATE			
330 d	180	02/08→12/11		09/08→; für erhöhte Nutzlast	2	11.8116-0315.2	390447	ATE						
				09/08→; nicht für erhöhte Nutzlast	2	11.8116-0339.2	390528	ATE						
			→	09/08→	2	11.8116-0296.1	390445	ATE						
330 d xDrive	180	01/09→12/11		für erhöhte Nutzlast	2	11.8116-0315.2	390447	ATE						
			330 i xDrive	200	09/08→12/11		nicht für erhöhte Nutzlast	2	11.8116-0339.2	390528	ATE			
						330 xi	200	09/07→12/11	→		2	11.8116-0296.1	390445	ATE
330 i	190	01/05→08/07		nicht für erhöhte Nutzlast	2	11.8116-0339.2	390528	ATE						
			→		2	11.8116-0296.1	390445	ATE						
330 i	200	09/07→12/11		für erhöhte Nutzlast	2	11.8116-0315.2	390447	ATE						
			→		2	11.8116-0296.1	390445	ATE						
330 xd	170	09/05→12/11		09/07→	2	11.8116-0315.2	390447	ATE						
				→ 08/07	2	11.8116-0339.2	390528	ATE						
			→		2	11.8116-0296.1	390445	ATE						
330 xi	190	01/05→08/07			2	11.8116-0339.2	390528	ATE						
			→		2	11.8116-0296.1	390445	ATE						
335 d	210	09/06→12/11			2	11.8116-0315.2	390447	ATE						
			335 i xDrive	225	05/08→10/11	→		2	11.8116-0296.1	390445	ATE			
						335 i xDrive	240	05/08→10/11	→		2	11.8116-0296.1	390445	ATE
↓														



















	kw			 	! #		
<b>BMW - 3 (E90) 02/04→12/11</b>							
<b>Feder, Bremsattel</b>							
335 i	220	03/06→12/11		09/06→	2	11.8116-0315.2 390447	ATE
335 i	224	03/06→12/11	➔	09/06→	2	11.8116-0296.1 390445	ATE
335 i	225	03/06→12/11					
335 i	240	03/06→12/11					
335 xi	224	09/06→06/08		03/07→	2	11.8116-0315.2 390447	ATE
335 xi	225	09/06→06/08	➔	03/07→	2	11.8116-0296.1 390445	ATE
335 xi	240	09/06→06/08					
M3	309	03/07→12/11	➔	12/07→	2	11.8116-0315.2 390447	ATE
			➔	12/07→	2	11.8116-0296.1 390445	ATE
M3 CRT	331	03/11→12/11	➔		2	11.8116-0315.2 390447	ATE
			➔		2	11.8116-0296.1 390445	ATE
<b>Führungshülzensatz, Bremsattel</b>							
316 d	85	07/09→12/11	➔			11.0101-5402.2 260009	ATE
316 i	85	03/05→10/11	➔	→ 08/07		11.0101-5402.2 260009	ATE
316 i	90	02/07→10/11	➔	09/07→		11.0101-5402.2 260009	ATE
318 d	90	01/05→08/07	➔	09/05→; für erhöhte Nutzlast		11.0101-5402.2 260009	ATE
			➔	09/05→; nicht für erhöhte Nutzlast		11.0101-5402.2 260009	ATE
			➔	09/05→; für erhöhte Nutzlast		11.0101-5402.2 260009	ATE
318 d	100	02/07→03/10	➔	09/07→		11.0101-5402.2 260009	ATE
318 d	105	02/07→10/11	➔				
318 i	100	03/07→10/11	➔	09/07→		11.0101-5402.2 260009	ATE
318 i	105	02/07→10/11					
318 i	95	08/04→08/07	➔	09/05→; nicht für erhöhte Nutzlast; Motorcode: N46		11.0101-5402.2 260009	ATE
			➔	03/07→; Motorcode: N46N; für erhöhte Nutzlast		11.0101-5402.2 260009	ATE
			➔	03/07→; nicht für erhöhte Nutzlast; Motorcode: N46N		11.0101-5402.2 260009	ATE
			➔	09/05→; Motorcode: N46; für erhöhte Nutzlast		11.0101-5402.2 260009	ATE
			➔	03/07→; Motorcode: N46N		11.0101-5402.2 260009	ATE
			➔	09/05→; für erhöhte Nutzlast; Motorcode: N46		11.0101-5402.2 260009	ATE
320 d	110	09/05→12/11	➔	für Behördenfahrzeuge		11.0101-5402.2 260009	ATE
320 d	130	09/07→12/11	➔	nicht für Behördenfahrzeuge		11.0101-5402.2 260009	ATE
320 d	135	01/10→12/11	➔				
320 d xDrive	120	07/08→12/11	➔	nicht für Behördenfahrzeuge		11.0101-5402.2 260009	ATE
320 d xDrive	130	09/08→12/11	➔				
320 d xDrive	135	01/10→12/11	➔	für Behördenfahrzeuge		11.0101-5402.2 260009	ATE
320 xd	130	09/07→12/11					
320 d	120	02/04→12/11	➔	12/04→; für Behördenfahrzeuge		11.0101-5402.2 260009	ATE
			➔	12/04→; nicht für Behördenfahrzeuge		11.0101-5402.2 260009	ATE
			➔	12/04→		11.0101-5402.2 260009	ATE
320 i	110	06/04→03/07	➔	03/07→; Motorcode: N46N; für erhöhte Nutzlast		11.0101-5402.2 260009	ATE
			➔	12/04→; nicht für erhöhte Nutzlast; Motorcode: N46		11.0101-5402.2 260009	ATE
			➔	03/07→; nicht für erhöhte Nutzlast; Motorcode: N46N		11.0101-5402.2 260009	ATE
			➔	12/04→; Motorcode: N46; für erhöhte Nutzlast		11.0101-5402.2 260009	ATE
			➔	12/04→; für erhöhte Nutzlast; Motorcode: N46		11.0101-5402.2 260009	ATE
			➔	03/07→; Motorcode: N46N		11.0101-5402.2 260009	ATE
320 i	115	09/06→12/11	➔	→ 08/07; Motorcode: N46; für erhöhte Nutzlast		11.0101-5402.2 260009	ATE
			➔	03/07→ 08/07; Motorcode: N46N; für erhöhte Nutzlast		11.0101-5402.2 260009	ATE
			➔	03/07→ 08/07; nicht für erhöhte Nutzlast; Motorcode: N46N		11.0101-5402.2 260009	ATE
			➔	→ 08/07; nicht für erhöhte Nutzlast; Motorcode: N46		11.0101-5402.2 260009	ATE
			➔	03/07→ 08/07; Motorcode: N46N		11.0101-5402.2 260009	ATE
			➔	→ 08/07; für erhöhte Nutzlast; Motorcode: N46		11.0101-5402.2 260009	ATE
320 i	120	03/07→12/11	➔	09/07→; nicht für erhöhte Nutzlast		11.0101-5402.2 260009	ATE
320 i	125	03/07→12/11	➔	09/07→; für erhöhte Nutzlast		11.0101-5402.2 260009	ATE
			➔	09/07→		11.0101-5402.2 260009	ATE
↓							

	kW			 	! #		
<b>BMW - 3 (E90) 02/04→12/11</b>							
<b>Führungshülzensatz, Bremssattel</b>							
320 si	127	09/05→08/06	←	06/06→		11.0101-5402.2 260009	ATE
			→	06/06→		11.0101-5402.2 260009	ATE
325 d	145	09/06→12/11	←	nicht für Behördenfahrzeuge		11.0101-5402.2 260009	ATE
325 d	150	01/10→12/11	←	für Behördenfahrzeuge		11.0101-6006.2 260098	ATE
			→			11.0101-5402.2 260009	ATE
325 i	155	01/06→12/11	←	nicht für erhöhte Nutzlast		11.0101-5402.2 260009	ATE
325 i	160	01/05→12/11	←	für erhöhte Nutzlast		11.0101-5402.2 260009	ATE
325 i	155	03/07→12/11	←	für erhöhte Nutzlast		11.0101-5402.2 260009	ATE
325 i	160	03/07→12/11	→	nicht für erhöhte Nutzlast		11.0101-5402.2 260009	ATE
			→	für erhöhte Nutzlast		11.0101-5402.2 260009	ATE
325 i xDrive	160	06/08→10/11	←	nicht für erhöhte Nutzlast		11.0101-5402.2 260009	ATE
			←	für erhöhte Nutzlast		11.0101-5402.2 260009	ATE
			→	für erhöhte Nutzlast		11.0101-5402.2 260009	ATE
			→	Motorcode: N53; nicht für erhöhte Nutzlast		11.0101-5402.2 260009	ATE
325 xi	160	03/05→10/11	←	nicht für erhöhte Nutzlast		11.0101-5402.2 260009	ATE
325 xi	160	03/07→06/08	←	für erhöhte Nutzlast		11.0101-5402.2 260009	ATE
			→	für erhöhte Nutzlast		11.0101-5402.2 260009	ATE
			→	→ 08/07; nicht für erhöhte Nutzlast; Motorcode: N52		11.0101-5402.2 260009	ATE
			→	09/07→; Motorcode: N53; nicht für erhöhte Nutzlast		11.0101-5402.2 260009	ATE
			→	→ 08/07; Motorcode: N52N; nicht für erhöhte Nutzlast		11.0101-5402.2 260009	ATE
330 d	155	09/04→12/11	←	09/05→; nicht für erhöhte Nutzlast		11.0101-5402.2 260009	ATE
330 d	170	09/04→08/08	←	09/05→; für erhöhte Nutzlast		11.0101-6006.2 260098	ATE
			→	09/05→		11.0101-5402.2 260009	ATE
330 d	180	02/08→12/11	←	09/08→; nicht für erhöhte Nutzlast		11.0101-5402.2 260009	ATE
			←	09/08→; für erhöhte Nutzlast		11.0101-6006.2 260098	ATE
			→	09/08→		11.0101-5402.2 260009	ATE
330 d xDrive	180	01/09→12/11	←	nicht für erhöhte Nutzlast		11.0101-5402.2 260009	ATE
330 i xDrive	200	09/08→12/11	←	für erhöhte Nutzlast		11.0101-6006.2 260098	ATE
330 xi	200	09/07→12/11	→			11.0101-5402.2 260009	ATE
330 i	190	01/05→08/07	←	nicht für erhöhte Nutzlast		11.0101-5402.2 260009	ATE
			→			11.0101-5402.2 260009	ATE
330 i	200	09/07→12/11	←	für erhöhte Nutzlast		11.0101-6006.2 260098	ATE
			→			11.0101-5402.2 260009	ATE
330 xd	170	09/05→12/11	←	→ 08/07		11.0101-5402.2 260009	ATE
			←	09/07→		11.0101-6006.2 260098	ATE
			→			11.0101-5402.2 260009	ATE
330 xi	190	01/05→08/07	←			11.0101-5402.2 260009	ATE
			→			11.0101-5402.2 260009	ATE
335 d	210	09/06→12/11	←			11.0101-6006.2 260098	ATE
335 i xDrive	225	05/08→10/11	→			11.0101-5402.2 260009	ATE
335 i xDrive	240	05/08→10/11	→			11.0101-5402.2 260009	ATE
M3 CRT	331	03/11→12/11	→			11.0101-5402.2 260009	ATE
335 i	220	03/06→12/11	←	09/06→		11.0101-6006.2 260098	ATE
335 i	224	03/06→12/11	→	09/06→		11.0101-5402.2 260009	ATE
335 i	225	03/06→12/11	→	09/06→		11.0101-5402.2 260009	ATE
335 i	240	03/06→12/11	→	09/06→		11.0101-5402.2 260009	ATE
335 xi	224	09/06→06/08	←	03/07→		11.0101-6006.2 260098	ATE
335 xi	225	09/06→06/08	→	03/07→		11.0101-5402.2 260009	ATE
335 xi	240	09/06→06/08	→	03/07→		11.0101-5402.2 260009	ATE
M3	309	03/07→12/11	←	12/07→		11.0101-6006.2 260098	ATE
			→	12/07→		11.0101-5402.2 260009	ATE
<b>Führungsbolzen, Bremssattel</b>							
316 d	85	07/09→12/11				11.8171-0008.1 990049	ATE
316 i	85	03/05→10/11		→ 08/07		11.8171-0008.1 990049	ATE
316 i	90	02/07→10/11		09/07→		11.8171-0008.1 990049	ATE
318 d	100	02/07→03/10					
318 d	105	02/07→10/11					
↓							








	kw			 	! #		
<b>BMW - 3 (E90) 02/04→12/11</b>							
<b>Führungsbolzen, Bremsattel</b>							
318 i	100	03/07→10/11		09/07→		11.8171-0008.1 990049	ATE
318 i	105	02/07→10/11					
318 d	90	01/05→08/07		09/05→; für erhöhte Nutzlast		11.8171-0008.1 990049	ATE
				09/05→; nicht für erhöhte Nutzlast		11.8171-0008.1 990049	ATE
318 i	95	08/04→08/07		03/07→; Motorcode: N46N		11.8171-0008.1 990049	ATE
				09/05→; nicht für erhöhte Nutzlast; Motorcode: N46		11.8171-0008.1 990049	ATE
				03/07→; Motorcode: N46N; für erhöhte Nutzlast		11.8171-0008.1 990049	ATE
				03/07→; nicht für erhöhte Nutzlast; Motorcode: N46N		11.8171-0008.1 990049	ATE
				09/05→; Motorcode: N46; für erhöhte Nutzlast		11.8171-0008.1 990049	ATE
320 d	110	09/05→12/11		nicht für Behördenfahrzeuge		11.8171-0008.1 990049	ATE
320 d	130	09/07→12/11					
320 d	135	01/10→12/11		für Behördenfahrzeuge		11.8171-0008.1 990049	ATE
320 d xDrive	120	07/08→12/11	➔	für Behördenfahrzeuge		11.8171-0008.1 990049	ATE
320 d xDrive	130	09/08→12/11					
320 d xDrive	135	01/10→12/11					
320 xd	130	09/07→12/11					
320 d	120	02/04→12/11		12/04→; für Behördenfahrzeuge		11.8171-0008.1 990049	ATE
				12/04→; nicht für Behördenfahrzeuge		11.8171-0008.1 990049	ATE
				12/04→		11.8171-0008.1 990049	ATE
320 i	110	06/04→03/07		03/07→; Motorcode: N46N		11.8171-0008.1 990049	ATE
				12/04→; Motorcode: N46; für erhöhte Nutzlast		11.8171-0008.1 990049	ATE
				03/07→; Motorcode: N46N; für erhöhte Nutzlast		11.8171-0008.1 990049	ATE
				12/04→; nicht für erhöhte Nutzlast; Motorcode: N46		11.8171-0008.1 990049	ATE
				03/07→; nicht für erhöhte Nutzlast; Motorcode: N46N		11.8171-0008.1 990049	ATE
320 i	115	09/06→12/11		03/07→ 08/07; nicht für erhöhte Nutzlast; Motorcode: N46N		11.8171-0008.1 990049	ATE
				→ 08/07; Motorcode: N46; für erhöhte Nutzlast		11.8171-0008.1 990049	ATE
				03/07→ 08/07; Motorcode: N46N		11.8171-0008.1 990049	ATE
				→ 08/07; nicht für erhöhte Nutzlast; Motorcode: N46		11.8171-0008.1 990049	ATE
				03/07→ 08/07; Motorcode: N46N; für erhöhte Nutzlast		11.8171-0008.1 990049	ATE
320 i	120	03/07→12/11		09/07→		11.8171-0008.1 990049	ATE
320 i	125	03/07→12/11		09/07→; für erhöhte Nutzlast		11.8171-0008.1 990049	ATE
				09/07→; nicht für erhöhte Nutzlast		11.8171-0008.1 990049	ATE
320 si	127	09/05→08/06		06/06→		11.8171-0008.1 990049	ATE
325 d	145	09/06→12/11		nicht für Behördenfahrzeuge		11.8171-0008.1 990049	ATE
325 d	150	01/10→12/11		für Behördenfahrzeuge		11.8171-0008.1 990049	ATE
						11.8171-0067.1 250153	ATE
			➔			11.8171-0008.1 990049	ATE
325 i	155	01/06→12/11		für erhöhte Nutzlast		11.8171-0008.1 990049	ATE
325 i	160	01/05→12/11					
325 i	155	03/07→12/11		nicht für erhöhte Nutzlast		11.8171-0008.1 990049	ATE
325 i	160	03/07→12/11	➔	für erhöhte Nutzlast		11.8171-0008.1 990049	ATE
325 i xDrive	160	06/08→10/11		nicht für erhöhte Nutzlast		11.8171-0008.1 990049	ATE
				für erhöhte Nutzlast		11.8171-0008.1 990049	ATE
				Motorcode: N53; nicht für erhöhte Nutzlast		11.8171-0008.1 990049	ATE
			➔	für erhöhte Nutzlast		11.8171-0008.1 990049	ATE
325 xi	160	03/05→10/11		→ 08/07; Motorcode: N52N;		11.8171-0008.1 990049	ATE
325 xi	160	03/07→06/08		nicht für erhöhte Nutzlast			
				nicht für erhöhte Nutzlast		11.8171-0008.1 990049	ATE
				für erhöhte Nutzlast		11.8171-0008.1 990049	ATE
				09/07→; Motorcode: N53; nicht für erhöhte Nutzlast		11.8171-0008.1 990049	ATE
				→ 08/07; nicht für erhöhte Nutzlast; Motorcode: N52		11.8171-0008.1 990049	ATE
			➔	für erhöhte Nutzlast		11.8171-0008.1 990049	ATE
330 d	155	09/04→12/11		09/05→; für erhöhte Nutzlast		11.8171-0008.1 990049	ATE
330 d	170	09/04→08/08				11.8171-0067.1 250153	ATE
↓							










	kW			 	! #		
<b>BMW - 3 (E90) 02/04→12/11</b>							
<b>Führungsbolzen, Bremssattel</b>							
330 d	155	09/04→12/11		09/05→; nicht für erhöhte Nutzlast		11.8171-0008.1 990049	ATE
330 d	170	09/04→08/08	➔	09/05→		11.8171-0008.1 990049	ATE
330 d	180	02/08→12/11		09/08→; nicht für erhöhte Nutzlast		11.8171-0008.1 990049	ATE
				09/08→; für erhöhte Nutzlast		11.8171-0067.1 250153	ATE
			➔	09/08→		11.8171-0008.1 990049	ATE
330 d xDrive 330 i xDrive 330 xi	180 200 200	01/09→12/11 09/08→12/11 09/07→12/11		für erhöhte Nutzlast		11.8171-0008.1 990049	ATE
				nicht für erhöhte Nutzlast		11.8171-0067.1 250153	ATE
			➔			11.8171-0008.1 990049	ATE
330 i	190	01/05→08/07		nicht für erhöhte Nutzlast		11.8171-0008.1 990049	ATE
			➔			11.8171-0008.1 990049	ATE
330 i	200	09/07→12/11		für erhöhte Nutzlast		11.8171-0008.1 990049	ATE
						11.8171-0067.1 250153	ATE
			➔			11.8171-0008.1 990049	ATE
330 xd	170	09/05→12/11		→ 08/07		11.8171-0008.1 990049	ATE
				09/07→		11.8171-0008.1 990049	ATE
			➔			11.8171-0067.1 250153	ATE
330 xi M3 CRT	190 331	01/05→08/07 03/11→12/11				11.8171-0008.1 990049	ATE
			➔			11.8171-0008.1 990049	ATE
335 d 335 i xDrive 335 i xDrive	210 225 240	09/06→12/11 05/08→10/11 05/08→10/11				11.8171-0008.1 990049	ATE
						11.8171-0067.1 250153	ATE
			➔			11.8171-0008.1 990049	ATE
335 i 335 i 335 i 335 i	220 224 225 240	03/06→12/11 03/06→12/11 03/06→12/11 03/06→12/11		09/06→		11.8171-0008.1 990049	ATE
						11.8171-0067.1 250153	ATE
			➔	09/06→		11.8171-0008.1 990049	ATE
						11.8171-0067.1 250153	ATE
335 xi 335 xi 335 xi	224 225 240	09/06→06/08 09/06→06/08 09/06→06/08		03/07→		11.8171-0008.1 990049	ATE
						11.8171-0067.1 250153	ATE
			➔	03/07→		11.8171-0008.1 990049	ATE
M3	309	03/07→12/11		12/07→		11.8171-0008.1 990049	ATE
			➔	12/07→		11.8171-0008.1 990049	ATE
<b>Dichtungssatz, Bremssattel</b>							
M3	309	03/07→12/11	←	12/07→		11.0441-6008.2 250038	ATE für Kolben-Ø [mm]: 60
M3 CRT	331	03/11→12/11	←			11.0441-6008.2 250038	ATE für Kolben-Ø [mm]: 60
<b> Bremsschlauch</b>							
316 d	85	07/09→12/11	←		2	24.5174-0526.3 331365	L= 526
320 d	110	09/05→12/11					
320 d	130	09/07→12/11	➔	am Bremssattel	2	24.5125-0230.3 331277	L= 230
320 d	135	01/10→12/11				24.5137-0221.3 331302	L= 221
325 d	145	09/06→12/11					
325 d	150	01/10→12/11	➔		2	83.7850-0180.3 331054	L= 180
325 i	155	01/06→12/11					
325 i	155	03/07→12/11					
325 i	160	03/07→12/11					
330 i	200	09/07→12/11					
335 d	210	09/06→12/11					
316 i	85	03/05→10/11	←	07/05→ 08/07	2	24.5174-0526.3 331365	L= 526
			➔	am Bremssattel; → 08/07	2	24.5125-0230.3 331277	L= 230
						24.5137-0221.3 331302	L= 221
			➔	→ 08/07	2	83.7850-0180.3 331054	L= 180
316 i	90	02/07→10/11	←	09/07→	2	24.5174-0526.3 331365	L= 526
318 d	100	02/07→03/10					
318 d	105	02/07→10/11	➔	am Bremssattel; 09/07→	2	24.5125-0230.3 331277	L= 230
318 i	100	03/07→10/11				24.5137-0221.3 331302	L= 221
318 i	105	02/07→10/11					
320 i	120	03/07→12/11	➔	09/07→	2	83.7850-0180.3 331054	L= 180
320 i	125	03/07→12/11					
318 d 318 i	90 95	01/05→08/07 08/04→08/07	←	09/05→	2	24.5174-0526.3 331365	L= 526
			➔	am Bremssattel; 09/05→	2	24.5125-0230.3 331277	L= 230
						24.5137-0221.3 331302	L= 221
			➔	09/05→	2	83.7850-0180.3 331054	L= 180
↓							

	kw			 	! #		
<b>BMW - 3 (E90) 02/04→12/11</b>							
 <b>Bremsschlauch</b>							
320 d	120	02/04→12/11	←	07/05→	2	24.5174-0526.3 331365	L= 526
320 i	110	06/04→03/07	→	am Bremssattel; 12/04→	2	24.5125-0230.3 331277	L= 230
			→	12/04→	2	24.5137-0221.3 331302	L= 221
			→		2	83.7850-0180.3 331054	L= 180
320 d xDrive	120	07/08→12/11	←		2	24.5113-0440.3 331239	L= 440
320 d xDrive	130	09/08→12/11	→	am Bremssattel	2	24.5125-0230.3 331277	L= 230
320 d xDrive	135	01/10→12/11	→		2	24.5137-0221.3 331302	L= 221
320 xd	130	09/07→12/11	→		2	83.7850-0180.3 331054	L= 180
325 i xDrive	160	06/08→10/11	→		2		
325 xi	160	03/05→10/11					
325 xi	160	03/07→06/08					
330 d xDrive	180	01/09→12/11					
330 i xDrive	200	09/08→12/11					
330 xd	170	09/05→12/11					
330 xi	190	01/05→08/07					
330 xi	200	09/07→12/11					
335 i xDrive	225	05/08→10/11					
335 i xDrive	240	05/08→10/11					
320 i	115	09/06→12/11	←	→ 08/07	2	24.5174-0526.3 331365	L= 526
			→	am Bremssattel; → 08/07	2	24.5125-0230.3 331277	L= 230
			→		2	24.5137-0221.3 331302	L= 221
			→	→ 08/07	2	83.7850-0180.3 331054	L= 180
320 si	127	09/05→08/06	←	06/06→	2	24.5174-0526.3 331365	L= 526
			→	am Bremssattel; 06/06→	2	24.5125-0230.3 331277	L= 230
			→		2	24.5137-0221.3 331302	L= 221
			→	06/06→	2	83.7850-0180.3 331054	L= 180
325 i	160	01/05→12/11	←	07/05→	2	24.5174-0526.3 331365	L= 526
330 i	190	01/05→08/07	→	am Bremssattel	2	24.5125-0230.3 331277	L= 230
			→		2	24.5137-0221.3 331302	L= 221
			→		2	83.7850-0180.3 331054	L= 180
330 d	155	09/04→12/11	←	09/06→	2	24.5174-0526.3 331365	L= 526
330 d	170	09/04→08/08	→	am Bremssattel; 09/05→	2	24.5125-0230.3 331277	L= 230
			→		2	24.5137-0221.3 331302	L= 221
			→	09/05→	2	83.7850-0180.3 331054	L= 180
330 d	180	02/08→12/11	←	09/08→	2	24.5174-0526.3 331365	L= 526
			→	am Bremssattel; 09/08→	2	24.5125-0230.3 331277	L= 230
			→		2	24.5137-0221.3 331302	L= 221
			→	09/08→	2	83.7850-0180.3 331054	L= 180
335 i	220	03/06→12/11	←	09/06→	2	24.5174-0526.3 331365	L= 526
335 i	224	03/06→12/11	→	am Bremssattel; 09/06→	2	24.5125-0230.3 331277	L= 230
335 i	225	03/06→12/11	→		2	24.5137-0221.3 331302	L= 221
335 i	240	03/06→12/11	→		2	83.7850-0180.3 331054	L= 180
335 xi	224	09/06→06/08	←	03/07→	2	24.5113-0440.3 331239	L= 440
335 xi	225	09/06→06/08	→	am Bremssattel; 03/07→	2	24.5125-0230.3 331277	L= 230
335 xi	240	09/06→06/08	→		2	24.5137-0221.3 331302	L= 221
			→	03/07→	2	83.7850-0180.3 331054	L= 180
M3	309	03/07→12/11	←	12/07→; für Linkslenker	2	83.7751-0502.3 331109	L= 502
			→	am Bremssattel; 12/07→	2	83.7752-0236.3 331118	L= 235
			→	12/07→	2	83.7850-0180.3 331054	L= 180
M3 CRT	331	03/11→12/11	←	für Linkslenker	2	83.7751-0502.3 331109	L= 502
			→	am Bremssattel	2	83.7752-0236.3 331118	L= 235
			→		2	83.7850-0180.3 331054	L= 180
<b>BMW - 3 (F30, F80) 03/11→</b>							
 <b>Bremsschlauch</b>							
316 d	85	05/11→	←	02/12→	2	24.5169-0590.3 331422	L= 355
318 d	100	05/11→	→	02/12→	2	24.5125-0230.3 331277	L= 230
318 d	105	05/11→06/15	→		2	24.5137-0221.3 331302	L= 221
320 d	135	03/11→03/16					
320 d	147	03/11→03/16					
320 d Efficient Dynamics	120	04/11→					
320 d xDrive	120	05/11→					
320 d xDrive	135	10/11→07/15					
↓							








	kW			 	! #							
<b>BMW - 3 (F30, F80) 03/11→</b>												
<b>Bremsschlauch</b>												
320 d xDrive	147	05/11→06/15	←	02/12→	2	24.5169-0590.3 331422	L= 355					
320 i	135	04/11→	→	02/12→	2	24.5125-0230.3 331277	L= 230					
320 i xDrive	135	05/11→06/15										
328 i	180	04/11→07/16										
328 i xDrive	180	05/11→07/16										
335 i	225	04/11→07/15										
335 i	240	04/11→07/13										
335 i xDrive	225	05/11→07/15										
335 i xDrive	240	04/11→07/13				24.5137-0221.3 331302	L= 221					
316 i	100	10/12→08/16	←	11/12→	2	24.5169-0590.3 331422	L= 355					
320 i Efficient Dynamics	125	04/12→06/16	→	11/12→	2	24.5125-0230.3 331277	L= 230					
						24.5137-0221.3 331302	L= 221					
318 d	110	10/14→	←	07/15→	2	24.5169-0590.3 331422	L= 355					
318 d xDrive	110	11/14→	→	07/15→	2	24.5125-0230.3 331277	L= 230					
318 i	100	03/15→										
320 d	140	10/14→										
320 d xDrive	140	10/14→										
330 i	185	09/14→										
330 i xDrive	185	10/14→										
340 i	240	10/14→										
340 i	265	10/14→										
340 i xDrive	240	10/14→										
340 i xDrive	265	10/14→										
318 d xDrive	105	11/12→05/15						←	05/13→	2	24.5169-0590.3 331422	L= 355
								→	05/13→	2	24.5125-0230.3 331277	L= 230
											24.5137-0221.3 331302	L= 221
320 i	135	09/14→	←		2	24.5169-0590.3 331422	L= 355					
320 i xDrive	135	09/14→	→		2	24.5125-0230.3 331277	L= 230					
335 i	250	07/13→										
335 i xDrive	250	07/13→										
						24.5137-0221.3 331302	L= 221					
325 d	155	07/12→02/16	←	04/13→	2	24.5169-0590.3 331422	L= 355					
325 d	160	07/12→02/16	→	04/13→	2	24.5125-0230.3 331277	L= 230					
						24.5137-0221.3 331302	L= 221					
325 d	165	04/15→	←	03/16→	2	24.5169-0590.3 331422	L= 355					
			→	03/16→	2	24.5125-0230.3 331277	L= 230					
						24.5137-0221.3 331302	L= 221					
330 d ActiveHybrid	190	01/12→	←	07/12→	2	24.5169-0590.3 331422	L= 355					
ActiveHybrid	225	11/11→05/15	→	07/12→	2	24.5125-0230.3 331277	L= 230					
ActiveHybrid	250	11/11→05/15										
						24.5137-0221.3 331302	L= 221					
330 d	210	01/12→	←	09/15→	2	24.5169-0590.3 331422	L= 355					
330 d xDrive	210	01/12→	→	09/15→	2	24.5125-0230.3 331277	L= 230					
						24.5137-0221.3 331302	L= 221					
330 d xDrive	190	01/12→	←	03/13→	2	24.5169-0590.3 331422	L= 355					
			→	03/13→	2	24.5125-0230.3 331277	L= 230					
						24.5137-0221.3 331302	L= 221					
330 e	135	02/15→	←	01/16→	2	24.5169-0590.3 331422	L= 355					
330 e	185	02/15→	→	01/16→	2	24.5125-0230.3 331277	L= 230					
						24.5137-0221.3 331302	L= 221					
335 d xDrive	230	11/12→	←	07/13→	2	24.5169-0590.3 331422	L= 355					
			→	07/13→	2	24.5125-0230.3 331277	L= 230					
						24.5137-0221.3 331302	L= 221					
<b>BMW - 3 Cabriolet (E36) 03/93→04/99</b>												
<b>Bremssattel</b>												
318 i	85	01/94→04/99	←	☐		11.9541-9668.2 220422	ATE Ø 54 - Halter					
			←	☐		24.3541-9668.5 240530	ATE Ø 54 - Halter					
			←	☐		24.3541-9667.5 240529	ATE Ø 54 - Halter					
			→	☐		11.9381-9961.2 220435	ATE Ø 38 - Halter					
			→	☐		11.9381-9962.2 220436	ATE Ø 38 - Halter					
320 i	110	12/93→04/99	←	☐; Motorcode: M52		11.9541-9588.2 220420	ATE Ø 54 - Halter					
			←	☐; Motorcode: M50		24.3541-9588.5 240528	ATE Ø 54 - Halter					
			←	☐; Motorcode: M50		11.9541-9668.2 220422	ATE Ø 54 - Halter					
			←	☐; Motorcode: M50		24.3541-9668.5 240530	ATE Ø 54 - Halter					
			←	☐; Motorcode: M52		24.3541-9587.5 240527	ATE Ø 54 - Halter					
			←	☐; Motorcode: M50		24.3541-9667.5 240529	ATE Ø 54 - Halter					
↓												

















	kw			 	! #		
<b>BMW - 3 Cabriolet (E36) 03/93→04/99</b>							
<b>Bremssattel</b>							
320 i	110	12/93→04/99	→	☐		11.9381-9961.2 220435	ATE Ø 38 - Halter
			→	☐		11.9381-9962.2 220436	ATE Ø 38 - Halter
323 i 328 i	125 142	06/95→04/99 03/95→04/99	←	☐		11.9541-9588.2 220420	ATE Ø 54 - Halter
			←	☐		24.3541-9588.5 240528	ATE Ø 54 - Halter
			→	☐		24.3541-9587.5 240527	ATE Ø 54 - Halter
			→	☐		11.9381-9959.2 220433	ATE Ø 38 - Halter
			→	☐		11.9381-9960.2 220434	ATE Ø 38 - Halter
325 i	141	03/93→03/95	←	☐		11.9541-9588.2 220420	ATE Ø 54 - Halter
			←	☐		24.3541-9588.5 240528	ATE Ø 54 - Halter
			←	☐		24.3541-9587.5 240527	ATE Ø 54 - Halter
			→	☐		11.3361-8504.2 220017	ATE Ø 36 - Halter
			→	☐		24.3361-8504.5 240514	ATE Ø 36 - Halter
			→	☐		24.3361-8503.5 240513	ATE Ø 36 - Halter
M3 3.0 M3 3.2	210 236	01/94→10/95 10/95→04/99	←	☐		11.3601-8515.2 220323	ATE Ø 60 - Halter
			←	☐		11.3601-8516.2 220324	ATE Ø 60 - Halter
<b>Halter, Bremssattel</b>							
318 i	85	01/94→04/99	←		2	11.0230-0444.1 260104	ATE
320 i	110	12/93→04/99	←	Motorcode: M50	2	11.0230-0444.1 260104	ATE
			←	Motorcode: M52	2	11.8170-0729.1 260107	ATE
323 i 325 i 328 i	125 141 142	06/95→04/99 03/93→03/95 03/95→04/99	←		2	11.8170-0729.1 260107	ATE
<b>Feder, Bremssattel</b>							
318 i	85	01/94→04/99			2	11.8116-0109.1 390495	ATE
323 i	125	06/95→04/99				11.8116-0206.1 390593	ATE
325 i	141	03/93→03/95					
328 i	142	03/95→04/99	→		2	11.8116-0066.1 390577	ATE
320 i	110	12/93→04/99		Motorcode: M50	2	11.8116-0109.1 390495	ATE
				Motorcode: M52	2	11.8116-0109.1 390495	ATE
					2	11.8116-0206.1 390593	ATE
			→		2	11.8116-0066.1 390577	ATE
M3 3.0 M3 3.2	210 236	01/94→10/95 10/95→04/99			2	11.8116-0083.1 390501	ATE
			→		2	11.8116-0066.1 390577	ATE
<b>Führungshülzensatz, Bremssattel</b>							
318 i	85	01/94→04/99	←			11.0101-5402.2 260009	ATE
323 i	125	06/95→04/99	→				
325 i	141	03/93→03/95	→			11.0101-5402.2 260009	ATE
328 i	142	03/95→04/99					
M3 3.0	210	01/94→10/95					
M3 3.2	236	10/95→04/99					
320 i	110	12/93→04/99	←	Motorcode: M52		11.0101-5402.2 260009	ATE
			←	Motorcode: M50		11.0101-5402.2 260009	ATE
			→			11.0101-5402.2 260009	ATE
<b>Führungsbolzen, Bremssattel</b>							
318 i	85	01/94→04/99				11.8171-0008.1 990049	ATE
323 i	125	06/95→04/99					
325 i	141	03/93→03/95					
328 i	142	03/95→04/99					
M3 3.0	210	01/94→10/95					
M3 3.2	236	10/95→04/99					
320 i	110	12/93→04/99		Motorcode: M50		11.8171-0008.1 990049	ATE
				Motorcode: M52		11.8171-0008.1 990049	ATE
						11.8171-0008.1 990049	ATE
<b>Dichtungssatz, Bremssattel</b>							
318 i	85	01/94→04/99	←			11.0441-5402.2 250028	ATE
323 i	125	06/95→04/99	→				
328 i	142	03/95→04/99	→			11.0441-3803.2 250010	ATE
320 i	110	12/93→04/99	←	Motorcode: M52		11.0441-5402.2 250028	ATE
			←	Motorcode: M50		11.0441-5402.2 250028	ATE
↓							








	kW			 	! #		
<b>BMW - 3 Cabriolet (E36) 03/93→04/99</b>							
<b>Dichtungssatz, Bremssattel</b>							
320 i	110	12/93→04/99	➔			11.0441-3803.2 250010	ATE
325 i	141	03/93→03/95	➔			11.0441-5402.2 250028	ATE
			➔			11.0441-3602.2 250008	ATE
M3 3.0 M3 3.2	210	01/94→10/95	➔			11.0441-6003.2 250037	
	236	10/95→04/99	➔			11.0441-4002.2 250011	ATE
<b> Bremsschlauch</b>							
318 i	85	01/94→04/99	➔		2	24.5103-0430.3 331408	L= 430
320 i	110	12/93→04/99	➔	am Bremssattel	2	24.5170-0201.3 331450	L= 201
323 i	125	06/95→04/99	➔			24.5202-0204.3 331402	L= 204
328 i	142	03/95→04/99	➔		2	24.5202-0204.3 331402	L= 204
325 i	141	03/93→03/95	➔	+ ASC; für Linkslenker	1	83.6204-0143.3 330304	L= 145
			➔		2	24.5103-0430.3 331408	L= 430
			➔	am Bremssattel	2	24.5170-0201.3 331450	L= 201
			➔		2	24.5202-0204.3 331402	L= 204
M3 3.0 M3 3.2	210	01/94→10/95	➔		2	83.6150-0451.3 330283	L= 450
	236	10/95→04/99	➔		2	24.5202-0204.3 331402	L= 204
			➔	am Bremssattel	2	83.6124-0218.3 330455	L= 215
<b>BMW - 3 Cabriolet (E46) 04/00→12/07</b>							
<b> Bremssattel</b>							
318 Ci	100	12/00→08/06	➔	☐; 09/01→		11.9541-9588.2 220420	ATE Ø 54 - Halter
			➔	☐; 09/01→		24.3541-9588.5 240528	ATE Ø 54 - Halter
			➔	☐; 09/01→		24.3401-1703.5 240351	ATE Ø 40 - Halter
			➔	☐; 09/01→		24.3401-1704.5 240352	ATE Ø 40 - Halter
318 Ci 318 Ci 320 Cd 320 Ci 320 Ci 325 Ci	105	09/01→12/07	➔	☐; → 09/06		11.9541-9588.2 220420	ATE Ø 54 - Halter
	110	02/05→12/07	➔	☐; → 09/06		24.3541-9588.5 240528	ATE Ø 54 - Halter
	110	02/05→12/07	➔	☐; → 09/06		24.3541-9587.5 240527	ATE Ø 54 - Halter
	120	01/06→12/07	➔	☐; → 09/06		24.3401-1703.5 240351	ATE Ø 40 - Halter
	125	09/00→12/07	➔	☐; → 09/06		24.3401-1704.5 240352	ATE Ø 40 - Halter
323 Ci 323 Ci	120	04/00→09/00	➔	☐		11.9541-9588.2 220420	ATE Ø 54 - Halter
	125	04/00→09/00	➔	☐		24.3541-9588.5 240528	ATE Ø 54 - Halter
			➔	☐		24.3401-1703.5 240351	ATE Ø 40 - Halter
			➔	☐		24.3401-1704.5 240352	ATE Ø 40 - Halter
330 Cd 330 Ci	150	08/05→12/07	➔	☐; → 09/06		24.3571-1733.5 240349	ATE Ø 57 - Halter
	170	06/00→12/07	➔	☐; → 09/06		24.3571-1734.5 240350	ATE Ø 57 - Halter
			➔	☐; → 09/06		24.3421-1705.5 240353	ATE Ø 42 - Halter
			➔	☐; → 09/06		24.3421-1706.5 240354	ATE Ø 42 - Halter
M3 3.2	252	04/01→12/07	➔	☐; → 09/06		11.9421-9953.2 220837	ATE Ø 42 - Halter
			➔	☐; → 09/06		11.9421-9954.2 220838	ATE Ø 42 - Halter
<b>Halter, Bremssattel</b>							
318 Ci	100	12/00→08/06	➔	09/01→	2	11.8170-0729.1 260107	ATE
318 Ci 318 Ci	105	09/01→12/07	➔	→ 09/06	2	11.8170-0729.1 260107	ATE
	110	02/05→12/07	➔	→ 09/06			
320 Cd 320 Ci 320 Ci 325 Ci	110	02/05→12/07	➔	→ 09/06	2	11.8170-0730.1 260108	ATE
	120	01/06→12/07	➔				
	125	09/00→12/07	➔				
	141	09/00→12/07	➔				
323 Ci 323 Ci	120	04/00→09/00	➔		2	11.8170-0730.1 260108	ATE
	125	04/00→09/00	➔				
<b>Feder, Bremssattel</b>							
318 Ci	100	12/00→08/06	➔	09/01→	2	11.8116-0206.1 390593	ATE
			➔	09/01→	2	11.8116-0066.1 390577	ATE
318 Ci 318 Ci 320 Cd 320 Ci	105	09/01→12/07	➔	→ 09/06	2	11.8116-0206.1 390593	ATE
	110	02/05→12/07	➔	→ 09/06			
	120	01/06→12/07	➔	→ 09/06	2	11.8116-0066.1 390577	ATE



	kW			 	! #		
<b>BMW - 3 Cabriolet (E46) 04/00→12/07</b>							
<b>Feder, Bremssattel</b>							
320 Ci	125	09/00→12/07		→ 09/06	2	11.8116-0206.1 390593	ATE
325 Ci	141	09/00→12/07	➔	→ 09/06	2	11.8116-0066.1 390577	ATE
323 Ci	120	04/00→09/00			2	11.8116-0206.1 390593	ATE
323 Ci	125	04/00→09/00	➔		2	11.8116-0066.1 390577	ATE
330 Cd	150	08/05→12/07		→ 09/06	2	11.8116-0273.1 390515	ATE
330 Ci	170	06/00→12/07	➔	→ 09/06	2	11.8116-0296.1 390445	ATE
M3 3.2	252	04/01→12/07		→ 09/06	2	11.8116-0083.1 390501	ATE
			➔	→ 09/06	2	11.8116-0296.1 390445	ATE
<b>Führungshülzensatz, Bremssattel</b>							
318 Ci	100	12/00→08/06	←	09/01→		11.0101-5402.2 260009	ATE
			➔	09/01→		11.0101-5402.2 260009	ATE
318 Ci	105	09/01→12/07	←	→ 09/06		11.0101-5402.2 260009	ATE
318 Ci	110	02/05→12/07	➔	→ 09/06		11.0101-5402.2 260009	ATE
320 Cd	110	02/05→12/07					
320 Ci	120	01/06→12/07					
320 Ci	125	09/00→12/07					
325 Ci	141	09/00→12/07					
330 Cd	150	08/05→12/07					
330 Ci	170	06/00→12/07					
M3 3.2	252	04/01→12/07					
323 Ci	120	04/00→09/00	←			11.0101-5402.2 260009	ATE
323 Ci	125	04/00→09/00	➔			11.0101-5402.2 260009	ATE
<b>Führungsbolzen, Bremssattel</b>							
318 Ci	100	12/00→08/06		09/01→		11.8171-0008.1 990049	ATE
			➔	09/01→		11.8171-0008.1 990049	ATE
318 Ci	105	09/01→12/07		→ 09/06		11.8171-0008.1 990049	ATE
318 Ci	110	02/05→12/07	➔	→ 09/06		11.8171-0008.1 990049	ATE
330 Cd	150	08/05→12/07					
330 Ci	170	06/00→12/07					
M3 3.2	252	04/01→12/07					
320 Cd	110	02/05→12/07		→ 09/06		11.8171-0008.1 990049	ATE
320 Ci	120	01/06→12/07					
320 Ci	125	09/00→12/07					
325 Ci	141	09/00→12/07					
323 Ci	120	04/00→09/00				11.8171-0008.1 990049	ATE
323 Ci	125	04/00→09/00					
<b>Dichtungssatz, Bremssattel</b>							
318 Ci	100	12/00→08/06	←	09/01→		11.0441-5402.2 250028	ATE
			➔	09/01→		11.0441-4002.2 250011	ATE
318 Ci	105	09/01→12/07	←	→ 09/06		11.0441-5402.2 250028	ATE
318 Ci	110	02/05→12/07	➔	→ 09/06		11.0441-4002.2 250011	ATE
320 Cd	110	02/05→12/07					
320 Ci	120	01/06→12/07					
320 Ci	125	09/00→12/07					
325 Ci	141	09/00→12/07					
323 Ci	120	04/00→09/00	←			11.0441-5402.2 250028	ATE
323 Ci	125	04/00→09/00	➔			11.0441-4002.2 250011	ATE
M3 3.2	252	04/01→12/07	←	→ 09/06		11.0441-6003.2 250037	
<b>Bremsschlauch</b>							
318 Ci	100	12/00→08/06	←	09/01→	2	83.6152-0406.3 330789	L= 405
			➔	09/01→	2	24.5169-0458.3 331429	L= 458
318 Ci	105	09/01→12/07	←	→ 09/06	2	83.6152-0406.3 330789	L= 405
318 Ci	110	02/05→12/07	➔	→ 09/06	2	24.5169-0458.3 331429	L= 458
320 Cd	110	02/05→12/07					
320 Ci	120	01/06→12/07					
320 Ci	125	09/00→12/07					
325 Ci	141	09/00→12/07					
330 Cd	150	08/05→12/07					
330 Ci	170	06/00→12/07					
323 Ci	120	04/00→09/00	←		2	83.6152-0406.3 330789	L= 405
323 Ci	125	04/00→09/00	➔		2	24.5169-0458.3 331429	L= 458
M3 3.2	252	04/01→12/07	➔	→ 09/06	2	24.5169-0458.3 331429	L= 458

	kW			 	! #		
<b>BMW - 3 Cabriolet (E93) 05/06→12/13</b>							
<b>Bremssattel</b>							
318 i	105	03/10→12/13	←	☐; → 11/13		24.3541-9521.5 240723	ATE Ø 54 - Halter
			←	☐; → 11/13		24.3541-9522.5 240724	ATE Ø 54 - Halter
			→	☐; → 11/13		11.9421-9911.2 220825	ATE Ø 42 - Halter
			→	☐; → 11/13		11.9421-9912.2 220826	ATE Ø 42 - Halter
320 d	120	01/08→12/13	←	☐; → 11/13		11.9571-9753.2 220929	ATE Ø 57 - Halter
			←	☐; → 11/13		11.9571-9754.2 220930	ATE Ø 57 - Halter
			→	☐; → 11/13		11.9421-9911.2 220825	ATE Ø 42 - Halter
			→	☐; → 11/13		11.9421-9912.2 220826	ATE Ø 42 - Halter
320 d	130	09/07→02/10	←	☐; 03/08→		11.9571-9753.2 220929	ATE Ø 57 - Halter
320 d	145	09/07→02/10	←	☐; 03/08→		11.9571-9754.2 220930	ATE Ø 57 - Halter
			→	☐; 03/08→		11.9421-9911.2 220825	ATE Ø 42 - Halter
			→	☐; 03/08→		11.9421-9912.2 220826	ATE Ø 42 - Halter
320 d	135	03/10→10/13	←	☐		11.9571-9753.2 220929	ATE Ø 57 - Halter
320 d	147	03/10→10/13	←	☐		11.9571-9754.2 220930	ATE Ø 57 - Halter
323 i	130	03/07→09/11	→	☐		11.9421-9911.2 220825	ATE Ø 42 - Halter
323 i	140	03/07→09/11	→	☐		11.9421-9912.2 220826	ATE Ø 42 - Halter
320 i	110	01/07→08/13	←	☐; 03/07→ 02/08		11.9571-9753.2 220929	ATE Ø 57 - Halter
320 i	115	01/07→08/13	←	☐; 03/07→ 02/08		11.9571-9754.2 220930	ATE Ø 57 - Halter
320 i	120	09/06→10/13	←	☐; 03/08→		24.3541-9521.5 240723	ATE Ø 54 - Halter
320 i	125	09/06→10/13	←	☐; 03/08→		24.3541-9522.5 240724	ATE Ø 54 - Halter
			→	☐; 03/07→		11.9421-9911.2 220825	ATE Ø 42 - Halter
			→	☐; 03/07→		11.9421-9912.2 220826	ATE Ø 42 - Halter
325 d	145	03/07→12/10	→	☐; 09/07→		24.3441-9957.5 240671	ATE Ø 44 - Halter
325 d	155	03/07→12/10	→	☐; 09/07→		24.3441-9958.5 240672	ATE Ø 44 - Halter
325 d	150	09/09→09/13	→	☐; 03/10→		24.3441-9957.5 240671	ATE Ø 44 - Halter
			→	☐; 03/10→		24.3441-9958.5 240672	ATE Ø 44 - Halter
325 i	155	10/06→12/13	←	☐; 03/07→ 11/13; Motorcode: N52N		11.9571-9753.2 220929	ATE Ø 57 - Halter
			←	☐; 03/07→ 11/13; Motorcode: N52N		11.9571-9754.2 220930	ATE Ø 57 - Halter
			→	☐; 03/07→ 11/13		11.9421-9911.2 220825	ATE Ø 42 - Halter
			→	☐; 03/07→ 11/13		11.9421-9912.2 220826	ATE Ø 42 - Halter
325 i	160	03/07→12/13	←	☐; → 11/13; Motorcode: N52N		11.9571-9753.2 220929	ATE Ø 57 - Halter
			←	☐; → 11/13; Motorcode: N52N		11.9571-9754.2 220930	ATE Ø 57 - Halter
			→	☐; → 11/13		11.9421-9911.2 220825	ATE Ø 42 - Halter
			→	☐; → 11/13		11.9421-9912.2 220826	ATE Ø 42 - Halter
330 d	170	03/07→12/13	→	☐; → 11/13		24.3441-9957.5 240671	ATE Ø 44 - Halter
330 d	180	01/09→12/13	→	☐; → 11/13		24.3441-9958.5 240672	ATE Ø 44 - Halter
330 i	190	03/07→12/13	→	☐; → 11/13		24.3441-9957.5 240671	ATE Ø 44 - Halter
330 i	200	03/07→12/13	→	☐; → 11/13		24.3441-9958.5 240672	ATE Ø 44 - Halter
335 i	225	05/06→10/13	→	☐; 03/07→		24.3441-9957.5 240671	ATE Ø 44 - Halter
335 i	240	05/06→10/13	→	☐; 03/07→		24.3441-9958.5 240672	ATE Ø 44 - Halter
<b>Halter, Bremssattel</b>							
318 i	105	03/10→12/13	→	→ 11/13		11.8170-0755.1 260119	ATE
320 d	120	01/08→12/13					
325 i	160	03/07→12/13					
320 d	130	09/07→02/10	→	03/08→		11.8170-0755.1 260119	ATE
320 d	145	09/07→02/10					
320 d	135	03/10→10/13	→			11.8170-0755.1 260119	ATE
320 d	147	03/10→10/13					
323 i	130	03/07→09/11					
323 i	140	03/07→09/11					
320 i	110	01/07→08/13	→	03/07→		11.8170-0755.1 260119	ATE
320 i	115	01/07→08/13					
320 i	120	09/06→10/13					
320 i	125	09/06→10/13					
325 i	155	10/06→12/13	→	03/07→ 11/13		11.8170-0755.1 260119	ATE
<b>Feder, Bremssattel</b>							
318 i	105	03/10→12/13		→ 11/13	2	11.8116-0339.2 390528	ATE
320 d	120	01/08→12/13	→	→ 11/13	2	11.8116-0066.1 390577	ATE
↓							

	kW			 	! #		
<b>BMW - 3 Cabriolet (E93) 05/06→12/13</b>							
<b>Feder, Bremssattel</b>							
320 d	130	09/07→02/10		03/08→	2	11.8116-0339.2	390528 ATE
320 d	145	09/07→02/10	➔	03/08→	2	11.8116-0066.1	390577 ATE
320 d	135	03/10→10/13			2	11.8116-0339.2	390528 ATE
320 d	147	03/10→10/13	➔		2	11.8116-0066.1	390577 ATE
323 i	130	03/07→09/11					
323 i	140	03/07→09/11					
320 i	110	01/07→08/13		03/08→	2	11.8116-0339.2	390528 ATE
320 i	115	01/07→08/13		03/07→ 02/08	2	11.8116-0339.2	390528 ATE
320 i	120	09/06→10/13					
320 i	125	09/06→10/13	➔	03/07→	2	11.8116-0066.1	390577 ATE
325 d	145	03/07→12/10		09/07→	2	11.8116-0339.2	390528 ATE
325 d	155	03/07→12/10	➔	09/07→	2	11.8116-0296.1	390445 ATE
325 d	150	09/09→09/13		03/10→	2	11.8116-0339.2	390528 ATE
			➔	03/10→	2	11.8116-0296.1	390445 ATE
325 i	155	10/06→12/13		03/07→ 11/13; Motorcode: N52N	2	11.8116-0339.2	390528 ATE
				03/07→ 11/13; Motorcode: N53	2	11.8116-0339.2	390528 ATE
			➔	03/07→ 11/13	2	11.8116-0066.1	390577 ATE
325 i	160	03/07→12/13		→ 11/13; Motorcode: N52N	2	11.8116-0339.2	390528 ATE
				→ 11/13; Motorcode: N53	2	11.8116-0339.2	390528 ATE
			➔	→ 11/13	2	11.8116-0066.1	390577 ATE
330 d	170	03/07→12/13		→ 08/09	2	11.8116-0315.2	390447 ATE
				09/09→; für erhöhte Nutzlast; → 11/13	2	11.8116-0315.2	390447 ATE
				09/09→; nicht für erhöhte Nutzlast; → 11/13	2	11.8116-0339.2	390528 ATE
			➔	→ 11/13	2	11.8116-0296.1	390445 ATE
330 d	180	01/09→12/13		→ 11/13	2	11.8116-0339.2	390528 ATE
			➔	→ 11/13	2	11.8116-0296.1	390445 ATE
330 i	190	03/07→12/13		→ 08/09; Motorcode: N53	2	11.8116-0315.2	390447 ATE
330 i	200	03/07→12/13		09/09→; Motorcode: N53; → 11/13; für erhöhte Nutzlast	2	11.8116-0315.2	390447 ATE
				→ 11/13; Motorcode: N52N	2	11.8116-0339.2	390528 ATE
				09/09→; Motorcode: N53; → 11/13; nicht für erhöhte Nutzlast	2	11.8116-0339.2	390528 ATE
			➔	→ 11/13	2	11.8116-0296.1	390445 ATE
335 i	225	05/06→10/13		03/07→	2	11.8116-0315.2	390447 ATE
335 i	240	05/06→10/13	➔	03/07→	2	11.8116-0296.1	390445 ATE
M3	309	03/07→10/13	➔	03/08→	2	11.8116-0315.2	390447 ATE
			➔	03/08→	2	11.8116-0296.1	390445 ATE
<b>Führungshülzensatz, Bremssattel</b>							
318 i	105	03/10→12/13	➔	→ 11/13		11.0101-5402.2	260009 ATE
320 d	120	01/08→12/13	➔	→ 11/13		11.0101-5402.2	260009 ATE
330 d	180	01/09→12/13	➔	→ 11/13		11.0101-5402.2	260009 ATE
320 d	130	09/07→02/10	➔	03/08→		11.0101-5402.2	260009 ATE
320 d	145	09/07→02/10	➔	03/08→		11.0101-5402.2	260009 ATE
320 d	135	03/10→10/13	➔			11.0101-5402.2	260009 ATE
320 d	147	03/10→10/13	➔			11.0101-5402.2	260009 ATE
323 i	130	03/07→09/11				11.0101-5402.2	260009 ATE
323 i	140	03/07→09/11					
320 i	110	01/07→08/13	➔	03/07→ 02/08		11.0101-5402.2	260009 ATE
320 i	115	01/07→08/13	➔	03/08→		11.0101-5402.2	260009 ATE
320 i	120	09/06→10/13	➔	03/08→		11.0101-5402.2	260009 ATE
320 i	125	09/06→10/13	➔	03/07→		11.0101-5402.2	260009 ATE
325 d	145	03/07→12/10	➔	09/07→		11.0101-5402.2	260009 ATE
325 d	155	03/07→12/10	➔	09/07→		11.0101-5402.2	260009 ATE
325 d	150	09/09→09/13	➔	03/10→		11.0101-5402.2	260009 ATE
			➔	03/10→		11.0101-5402.2	260009 ATE
325 i	155	10/06→12/13	➔	03/07→ 11/13; Motorcode: N53		11.0101-5402.2	260009 ATE
			➔	03/07→ 11/13; Motorcode: N52N		11.0101-5402.2	260009 ATE
			➔	03/07→ 11/13		11.0101-5402.2	260009 ATE
325 i	160	03/07→12/13	➔	→ 11/13; Motorcode: N52N		11.0101-5402.2	260009 ATE
			➔	→ 11/13; Motorcode: N53		11.0101-5402.2	260009 ATE
			➔	→ 11/13		11.0101-5402.2	260009 ATE
↓							

	kw			 	! #			
<b>BMW - 3 Cabriolet (E93) 05/06→12/13</b>								
<b>Führungshülzensatz, Bremssattel</b>								
330 d	170	03/07→12/13	←	09/09→; nicht für erhöhte Nutzlast; → 11/13		11.0101-5402.2	260009	ATE
			←	09/09→; für erhöhte Nutzlast; → 11/13		11.0101-6006.2	260098	ATE
			←	→ 08/09		11.0101-6006.2	260098	ATE
			→	→ 11/13		11.0101-5402.2	260009	ATE
330 i 330 i	190 200	03/07→12/13 03/07→12/13	←	09/09→; Motorcode: N53; → 11/13; nicht für erhöhte Nutzlast		11.0101-5402.2	260009	ATE
			←	→ 11/13; Motorcode: N52N		11.0101-5402.2	260009	ATE
			←	→ 08/09; Motorcode: N53		11.0101-6006.2	260098	ATE
			←	09/09→; Motorcode: N53; → 11/13; für erhöhte Nutzlast		11.0101-6006.2	260098	ATE
			→	→ 11/13		11.0101-5402.2	260009	ATE
335 i 335 i	225 240	05/06→10/13 05/06→10/13	←	03/07→		11.0101-6006.2	260098	ATE
			→	03/07→		11.0101-5402.2	260009	ATE
M3	309	03/07→10/13	←	03/08→		11.0101-6006.2	260098	ATE
			→	03/08→		11.0101-5402.2	260009	ATE
<b>Führungsbolzen, Bremssattel</b>								
318 i	105	03/10→12/13		→ 11/13		11.8171-0008.1	990049	ATE
320 d	120	01/08→12/13	→	→ 11/13		11.8171-0008.1	990049	ATE
330 d	180	01/09→12/13	→					
320 d	130	09/07→02/10		03/08→		11.8171-0008.1	990049	ATE
320 d	145	09/07→02/10	→	03/08→		11.8171-0008.1	990049	ATE
320 d	135	03/10→10/13				11.8171-0008.1	990049	ATE
320 d	147	03/10→10/13	→					
323 i	130	03/07→09/11	→			11.8171-0008.1	990049	ATE
323 i	140	03/07→09/11	→					
320 i	110	01/07→08/13		03/07→ 02/08		11.8171-0008.1	990049	ATE
320 i	115	01/07→08/13		03/08→		11.8171-0008.1	990049	ATE
320 i	120	09/06→10/13						
320 i	125	09/06→10/13	→	03/07→		11.8171-0008.1	990049	ATE
325 d	145	03/07→12/10		09/07→		11.8171-0008.1	990049	ATE
325 d	155	03/07→12/10	→	09/07→		11.8171-0008.1	990049	ATE
325 d	150	09/09→09/13		03/10→		11.8171-0008.1	990049	ATE
			→	03/10→		11.8171-0008.1	990049	ATE
325 i	155	10/06→12/13		03/07→ 11/13; Motorcode: N53		11.8171-0008.1	990049	ATE
				03/07→ 11/13; Motorcode: N52N		11.8171-0008.1	990049	ATE
			→	03/07→ 11/13		11.8171-0008.1	990049	ATE
325 i	160	03/07→12/13		→ 11/13; Motorcode: N52N		11.8171-0008.1	990049	ATE
				→ 11/13; Motorcode: N53		11.8171-0008.1	990049	ATE
			→	→ 11/13		11.8171-0008.1	990049	ATE
330 d	170	03/07→12/13		09/09→; für erhöhte Nutzlast; → 11/13		11.8171-0008.1	990049	ATE
						11.8171-0067.1	250153	ATE
				→ 08/09		11.8171-0008.1	990049	ATE
						11.8171-0067.1	250153	ATE
			→	09/09→; nicht für erhöhte Nutzlast; → 11/13		11.8171-0008.1	990049	ATE
			→	→ 11/13		11.8171-0008.1	990049	ATE
330 i 330 i	190 200	03/07→12/13 03/07→12/13		→ 11/13; Motorcode: N52N		11.8171-0008.1	990049	ATE
				09/09→; Motorcode: N53; → 11/13; für erhöhte Nutzlast		11.8171-0008.1	990049	ATE
						11.8171-0067.1	250153	ATE
				09/09→; Motorcode: N53; → 11/13; nicht für erhöhte Nutzlast		11.8171-0008.1	990049	ATE
				→ 08/09; Motorcode: N53		11.8171-0008.1	990049	ATE
			→	→ 11/13		11.8171-0067.1	250153	ATE
			→	→ 11/13		11.8171-0008.1	990049	ATE
335 i 335 i	225 240	05/06→10/13 05/06→10/13		03/07→		11.8171-0008.1	990049	ATE
			→	03/07→		11.8171-0067.1	250153	ATE
M3	309	03/07→10/13		03/08→		11.8171-0008.1	990049	ATE
						11.8171-0067.1	250153	ATE
			→	03/08→		11.8171-0008.1	990049	ATE
↓								

### BMW - 3 Cabriolet (E93) 05/06→12/13

#### Dichtungssatz, Bremssattel

M3	309	03/07→10/13	←	03/08→		11.0441-6008.2	250038	ATE für Kolben-Ø [mm]: 60
<b>Bremsschlauch</b>								
318 i	105	03/10→12/13	←	→ 11/13	2	24.5174-0526.3	331365	L= 526
320 d	120	01/08→12/13						
325 i	160	03/07→12/13	→	am Bremssattel; → 11/13	2	24.5125-0230.3	331277	L= 230
330 d	170	03/07→12/13				24.5137-0221.3	331302	L= 221
330 d	180	01/09→12/13						
330 i	190	03/07→12/13	→	→ 11/13	2	83.7850-0180.3	331054	L= 180
330 i	200	03/07→12/13						
320 d	130	09/07→02/10	←	03/08→	2	24.5174-0526.3	331365	L= 526
320 d	145	09/07→02/10	→	am Bremssattel; 03/08→	2	24.5125-0230.3	331277	L= 230
						24.5137-0221.3	331302	L= 221
			→	03/08→	2	83.7850-0180.3	331054	L= 180
320 d	135	03/10→10/13	←		2	24.5174-0526.3	331365	L= 526
320 d	147	03/10→10/13						
323 i	130	03/07→09/11	→	am Bremssattel	2	24.5125-0230.3	331277	L= 230
323 i	140	03/07→09/11				24.5137-0221.3	331302	L= 221
			→		2	83.7850-0180.3	331054	L= 180
320 i	110	01/07→08/13	←	03/07→	2	24.5174-0526.3	331365	L= 526
320 i	115	01/07→08/13						
320 i	120	09/06→10/13	→	am Bremssattel; 03/07→	2	24.5125-0230.3	331277	L= 230
320 i	125	09/06→10/13				24.5137-0221.3	331302	L= 221
335 i	225	05/06→10/13	→	03/07→	2	83.7850-0180.3	331054	L= 180
335 i	240	05/06→10/13						
325 d	145	03/07→12/10	←	09/07→	2	24.5174-0526.3	331365	L= 526
325 d	155	03/07→12/10	→	am Bremssattel; 09/07→	2	24.5125-0230.3	331277	L= 230
						24.5137-0221.3	331302	L= 221
			→	09/07→	2	83.7850-0180.3	331054	L= 180
325 d	150	09/09→09/13	←	03/10→	2	24.5174-0526.3	331365	L= 526
			→	am Bremssattel; 03/10→	2	24.5125-0230.3	331277	L= 230
						24.5137-0221.3	331302	L= 221
			→	03/10→	2	83.7850-0180.3	331054	L= 180
325 i	155	10/06→12/13	←	03/07→ 11/13	2	24.5174-0526.3	331365	L= 526
			→	am Bremssattel; 03/07→ 11/13	2	24.5125-0230.3	331277	L= 230
						24.5137-0221.3	331302	L= 221
			→	03/07→ 11/13	2	83.7850-0180.3	331054	L= 180
M3	309	03/07→10/13	←	03/08→	2	83.7751-0502.3	331109	L= 502
			→	am Bremssattel; 03/08→	2	83.7752-0236.3	331118	L= 235
			→	03/08→	2	83.7850-0180.3	331054	L= 180








### BMW - 3 Compact (E36) 03/94→08/00








#### **Bremssattel**










316 g	75	03/94→08/00	←			11.9541-9668.2	220422	ATE Ø 54 - Halter
316 i	75	03/94→08/00				24.3541-9668.5	240530	ATE Ø 54 - Halter
316 i	77	12/98→08/00						
318 tds	66	01/95→08/00	←			24.3541-9667.5	240529	ATE Ø 54 - Halter
318 ti	103	11/94→08/95	←		Motorcode: M42	11.9541-9668.2	220422	ATE Ø 54 - Halter
						24.3541-9668.5	240530	ATE Ø 54 - Halter
			←		Motorcode: M42	24.3541-9667.5	240529	ATE Ø 54 - Halter
318 ti	103	07/95→08/00	←		05/98→; Motorcode: M44	11.9541-9588.2	220420	ATE Ø 54 - Halter
						24.3541-9588.5	240528	ATE Ø 54 - Halter
			←		→ 04/98; Motorcode: M44	11.9541-9668.2	220422	ATE Ø 54 - Halter
						24.3541-9668.5	240530	ATE Ø 54 - Halter
			←		05/98→; Motorcode: M44	24.3541-9587.5	240527	ATE Ø 54 - Halter
			←		→ 04/98; Motorcode: M44	24.3541-9667.5	240529	ATE Ø 54 - Halter
323 ti	120	01/99→08/00	←			11.9541-9588.2	220420	ATE Ø 54 - Halter
323 ti	125	08/97→08/00				24.3541-9588.5	240528	ATE Ø 54 - Halter
			←			24.3541-9587.5	240527	ATE Ø 54 - Halter

#### Halter, Bremssattel








316 g	75	03/94→08/00	←		2	11.0230-0444.1	260104	ATE
316 i	75	03/94→08/00						
316 i	77	12/98→08/00						
318 tds	66	01/95→08/00						
↓								








	kw			 	! #		
<b>BMW - 3 Compact (E36) 03/94→08/00</b>							
<b>Halter, Bremssattel</b>							
318 ti	103	11/94→08/95	←	Motorcode: M42	2	11.0230-0444.1 260104	ATE
318 ti	103	07/95→08/00	←	→ 04/98; Motorcode: M44	2	11.0230-0444.1 260104	ATE
			←	05/98→; Motorcode: M44	2	11.8170-0729.1 260107	ATE
323 ti	120	01/99→08/00	←		2	11.8170-0729.1 260107	ATE
323 ti	125	08/97→08/00					
<b>Feder, Bremssattel</b>							
316 g	75	03/94→08/00			2	11.8116-0109.1 390495	ATE
316 i	75	03/94→08/00				11.8116-0206.1 390593	ATE
316 i	77	12/98→08/00					
318 tds	66	01/95→08/00	→		2	11.8116-0066.1 390577	ATE
323 ti	120	01/99→08/00					
323 ti	125	08/97→08/00					
318 ti	103	11/94→08/95		Motorcode: M42	2	11.8116-0109.1 390495	ATE
						11.8116-0206.1 390593	ATE
318 ti	103	07/95→08/00	→		2	11.8116-0066.1 390577	ATE
				05/98→; Motorcode: M44	2	11.8116-0109.1 390495	ATE
318 ti	103	07/95→08/00		→ 04/98; Motorcode: M44	2	11.8116-0109.1 390495	ATE
						11.8116-0206.1 390593	ATE
318 ti	103	07/95→08/00	→		2	11.8116-0066.1 390577	ATE
<b>Führungshülzensatz, Bremssattel</b>							
316 g	75	03/94→08/00	←			11.0101-5402.2 260009	ATE
316 i	75	03/94→08/00					
316 i	77	12/98→08/00	→			11.0101-5402.2 260009	ATE
318 tds	66	01/95→08/00					
323 ti	120	01/99→08/00					
323 ti	125	08/97→08/00					
318 ti	103	11/94→08/95	←	Motorcode: M42		11.0101-5402.2 260009	ATE
			→			11.0101-5402.2 260009	ATE
318 ti	103	07/95→08/00	←	→ 04/98; Motorcode: M44		11.0101-5402.2 260009	ATE
			←	05/98→; Motorcode: M44		11.0101-5402.2 260009	ATE
318 ti	103	07/95→08/00	→			11.0101-5402.2 260009	ATE
<b>Führungsbolzen, Bremssattel</b>							
316 g	75	03/94→08/00				11.8171-0008.1 990049	ATE
316 i	75	03/94→08/00					
316 i	77	12/98→08/00					
318 tds	66	01/95→08/00					
323 ti	120	01/99→08/00					
323 ti	125	08/97→08/00					
318 ti	103	11/94→08/95		Motorcode: M42		11.8171-0008.1 990049	ATE
						11.8171-0008.1 990049	ATE
318 ti	103	07/95→08/00		→ 04/98; Motorcode: M44		11.8171-0008.1 990049	ATE
				05/98→; Motorcode: M44		11.8171-0008.1 990049	ATE
318 ti	103	07/95→08/00				11.8171-0008.1 990049	ATE
<b>Dichtungssatz, Bremssattel</b>							
316 g	75	03/94→08/00	←			11.0441-5402.2 250028	ATE
316 i	75	03/94→08/00					
316 i	77	12/98→08/00	→			11.0441-3401.2 250151	ATE
318 tds	66	01/95→08/00					
323 ti	120	01/99→08/00					
323 ti	125	08/97→08/00					
318 ti	103	11/94→08/95	←	Motorcode: M42		11.0441-5402.2 250028	ATE
			→			11.0441-3401.2 250151	ATE
318 ti	103	07/95→08/00	←	05/98→; Motorcode: M44		11.0441-5402.2 250028	ATE
			←	→ 04/98; Motorcode: M44		11.0441-5402.2 250028	ATE
318 ti	103	07/95→08/00	→			11.0441-3401.2 250151	ATE
<b>Bremsschlauch</b>							
316 g	75	03/94→08/00	←		2	24.5103-0430.3 331408	L= 430
316 i	77	12/98→08/00					
318 ti	103	11/94→08/95	→	am Bremssattel	2	24.5170-0201.3 331450	L= 201
318 ti	103	07/95→08/00	→		2	24.5201-0204.3 331400	L= 204
323 ti	120	01/99→08/00					
323 ti	125	08/97→08/00					
↓							








	kw			 	! #		
<b>BMW - 3 Compact (E36) 03/94→08/00</b>							
<b>Bremsschlauch</b>							
316 i	75	03/94→08/00	←		2	24.5103-0430.3 331408	L= 430
318 tds	66	01/95→08/00	→	am Bremssattel; + ABS	2	24.5170-0201.3 331450	L= 201
			→	+ ABS	2	24.5201-0204.3 331400	L= 204
			→	- ABS	2	24.5201-0204.3 331400	L= 204
<b>BMW - 3 Compact (E46) 03/01→02/05</b>							
<b>Bremssattel</b>							
316 ti	77	06/02→02/05	←	☐		11.9541-9588.2 220420	ATE Ø 54 - Halter
316 ti	85	06/02→02/05				24.3541-9588.5 240528	ATE Ø 54 - Halter
316 ti	85	06/01→02/05	←	☐		24.3541-9587.5 240527	ATE Ø 54 - Halter
			→	☐		24.3401-1705.5 240423	ATE Ø 40 - Halter
			→	☐		24.3401-1706.5 240424	ATE Ø 40 - Halter
318 td	85	03/03→02/05	←	☐		11.9541-9588.2 220420	ATE Ø 54 - Halter
320 td	110	09/01→02/05				24.3541-9588.5 240528	ATE Ø 54 - Halter
325 ti	141	06/01→02/05	←	☐		24.3541-9587.5 240527	ATE Ø 54 - Halter
			→	☐		24.3401-1703.5 240351	ATE Ø 40 - Halter
			→	☐		24.3401-1704.5 240352	ATE Ø 40 - Halter
318 ti	100	03/01→12/04	←	☐; 09/01→		11.9541-9588.2 220420	ATE Ø 54 - Halter
318 ti	105	03/01→12/04				24.3541-9588.5 240528	ATE Ø 54 - Halter
			←	☐; 09/01→		24.3541-9587.5 240527	ATE Ø 54 - Halter
			→	☐; 09/01→		24.3401-1703.5 240351	ATE Ø 40 - Halter
			→	☐; 09/01→		24.3401-1704.5 240352	ATE Ø 40 - Halter
<b>Halter, Bremssattel</b>							
316 ti	77	06/02→02/05	←		2	11.8170-0729.1 260107	ATE
316 ti	85	06/02→02/05					
316 ti	85	06/01→02/05					
318 td	85	03/03→02/05					
318 ti	100	03/01→12/04	←	09/01→	2	11.8170-0729.1 260107	ATE
318 ti	105	03/01→12/04					
320 td	110	09/01→02/05	←		2	11.8170-0730.1 260108	ATE
325 ti	141	06/01→02/05					
<b>Feder, Bremssattel</b>							
316 ti	77	06/02→02/05			2	11.8116-0206.1 390593	ATE
316 ti	85	06/02→02/05	→		2	11.8116-0066.1 390577	ATE
316 ti	85	06/01→02/05					
318 td	85	03/03→02/05					
320 td	110	09/01→02/05					
325 ti	141	06/01→02/05					
318 ti	100	03/01→12/04		09/01→	2	11.8116-0206.1 390593	ATE
318 ti	105	03/01→12/04	→	09/01→	2	11.8116-0066.1 390577	ATE
<b>Führungshülzensatz, Bremssattel</b>							
316 ti	77	06/02→02/05	←			11.0101-5402.2 260009	ATE
316 ti	85	06/02→02/05					
316 ti	85	06/01→02/05	→			11.0101-5402.2 260009	ATE
318 td	85	03/03→02/05					
320 td	110	09/01→02/05					
325 ti	141	06/01→02/05					
318 ti	100	03/01→12/04	←	09/01→		11.0101-5402.2 260009	ATE
318 ti	105	03/01→12/04	→	09/01→		11.0101-5402.2 260009	ATE
<b>Führungsbolzen, Bremssattel</b>							
316 ti	77	06/02→02/05				11.8171-0008.1 990049	ATE
316 ti	85	06/02→02/05					
316 ti	85	06/01→02/05					
318 td	85	03/03→02/05					
320 td	110	09/01→02/05					
325 ti	141	06/01→02/05					
318 ti	100	03/01→12/04		09/01→		11.8171-0008.1 990049	ATE
318 ti	105	03/01→12/04					
<b>Dichtungssatz, Bremssattel</b>							
316 ti	77	06/02→02/05	←			11.0441-5402.2 250028	ATE
316 ti	85	06/02→02/05					
316 ti	85	06/01→02/05	→			11.0441-4002.2 250011	ATE
318 td	85	03/03→02/05					
↓							








	kW			 	! #		
<b>BMW - 3 Compact (E46) 03/01→02/05</b>							
<b>Dichtungssatz, Bremssattel</b>							
320 td	110	09/01→02/05	←			11.0441-5402.2 250028	ATE
325 ti	141	06/01→02/05	→			11.0441-4002.2 250011	ATE
318 ti	100	03/01→12/04	←	09/01→		11.0441-5402.2 250028	ATE
318 ti	105	03/01→12/04	→	09/01→		11.0441-4002.2 250011	ATE
<b> Bremsschlauch</b>							
316 ti	77	06/02→02/05	←		2	83.6152-0406.3 330789	L= 405
316 ti	85	06/02→02/05	→		2	24.5169-0458.3 331429	L= 458
316 ti	85	06/01→02/05	→				
318 td	85	03/03→02/05					
320 td	110	09/01→02/05					
325 ti	141	06/01→02/05					
318 ti	100	03/01→12/04	←	09/01→	2	83.6152-0406.3 330789	L= 405
318 ti	105	03/01→12/04	→	09/01→	2	24.5169-0458.3 331429	L= 458
<b>BMW - 3 Coupe (E36) 03/92→04/99</b>							
<b> Bremssattel</b>							
316 i	75	09/93→04/99	←	☐		11.9541-9668.2 220422	ATE Ø 54 - Halter
			←	☐		24.3541-9668.5 240530	ATE Ø 54 - Halter
			→	☐		11.3361-8504.2 220017	ATE Ø 36 - Halter
			→	☐		24.3361-8504.5 240514	ATE Ø 36 - Halter
318 is	103	03/92→10/95	←	☐		11.9541-9588.2 220420	ATE Ø 54 - Halter
			←	☐		24.3541-9588.5 240528	ATE Ø 54 - Halter
			→	☐		11.3361-8504.2 220017	ATE Ø 36 - Halter
			→	☐		24.3361-8504.5 240514	ATE Ø 36 - Halter
325 i	141	03/92→04/99	←	☐		24.3541-9587.5 240527	ATE Ø 54 - Halter
			→	☐		11.3361-8504.2 220017	ATE Ø 36 - Halter
			→	☐		24.3361-8504.5 240514	ATE Ø 36 - Halter
			→	☐		24.3361-8503.5 240513	ATE Ø 36 - Halter
320 i	110	03/92→04/99	←	☐		11.9541-9588.2 220420	ATE Ø 54 - Halter
			←	☐		24.3541-9588.5 240528	ATE Ø 54 - Halter
			→	☐; Motorcode: M52		11.3361-8504.2 220017	ATE Ø 36 - Halter
			→	☐; Motorcode: M52		24.3361-8504.5 240514	ATE Ø 36 - Halter
323 i	125	03/95→04/99	←	☐		11.9541-9588.2 220420	ATE Ø 54 - Halter
			←	☐		24.3541-9588.5 240528	ATE Ø 54 - Halter
			→	☐		11.9381-9959.2 220433	ATE Ø 38 - Halter
			→	☐		11.9381-9960.2 220434	ATE Ø 38 - Halter
M3 3.0	210	10/92→01/95	←	☐		11.3601-8515.2 220323	ATE Ø 60 - Halter
			←	☐		11.3601-8515.2 220323	ATE Ø 60 - Halter
			←	☐		11.3601-8516.2 220324	ATE Ø 60 - Halter
M3 3.0	217	01/95→10/95	←	☐		11.3601-8515.2 220323	ATE Ø 60 - Halter
			←	☐		11.3601-8515.2 220323	ATE Ø 60 - Halter
			←	☐		11.3601-8516.2 220324	ATE Ø 60 - Halter
M3 3.2	236	10/95→04/99	←	☐		11.3601-8515.2 220323	ATE Ø 60 - Halter
			←	☐		11.3601-8515.2 220323	ATE Ø 60 - Halter
			←	☐		11.3601-8516.2 220324	ATE Ø 60 - Halter
<b>Halter, Bremssattel</b>							
316 i	75	09/93→04/99	←		2	11.0230-0444.1 260104	ATE
318 is	103	03/92→10/95	←		2	11.8170-0729.1 260107	ATE
318 is	103	09/95→04/99	←				
320 i	110	03/92→04/99					
323 i	125	03/95→04/99					
325 i	141	03/92→04/99					
328 i	142	01/95→04/99					
<b>Feder, Bremssattel</b>							
316 i	75	09/93→04/99			2	11.8116-0109.1 390495	ATE
318 is	103	03/92→10/95				11.8116-0206.1 390593	ATE
318 is	103	09/95→04/99				11.8116-0206.1 390593	ATE
323 i	125	03/95→04/99	→		2	11.8116-0066.1 390577	ATE
325 i	141	03/92→04/99					
328 i	142	01/95→04/99					
320 i	110	03/92→04/99			2	11.8116-0109.1 390495	ATE
						11.8116-0206.1 390593	ATE
			→	Motorcode: M50	2	11.8116-0066.1 390577	ATE
			→	Motorcode: M52	2	11.8116-0066.1 390577	ATE
↓							










	kW					! #		
<b>BMW - 3 Coupe (E36) 03/92 → 04/99</b>								
<b>Feder, Bremssattel</b>								
M3 3.0	210	10/92 → 01/95				2	11.8116-0083.1 390501	ATE
M3 3.0	217	01/95 → 10/95						
M3 3.2	236	10/95 → 04/99	➔			2	11.8116-0066.1 390577	ATE
<b>Führungshülzensatz, Bremssattel</b>								
316 i	75	09/93 → 04/99	←				11.0101-5402.2 260009	ATE
318 is	103	03/92 → 10/95						
318 is	103	09/95 → 04/99	➔				11.0101-5402.2 260009	ATE
323 i	125	03/95 → 04/99						
325 i	141	03/92 → 04/99						
328 i	142	01/95 → 04/99						
M3 3.0	210	10/92 → 01/95						
M3 3.0	217	01/95 → 10/95						
M3 3.2	236	10/95 → 04/99						
320 i	110	03/92 → 04/99	←				11.0101-5402.2 260009	ATE
			➔	Motorcode: M52			11.0101-5402.2 260009	ATE
			➔	Motorcode: M50			11.0101-5402.2 260009	ATE
<b>Führungsbolzen, Bremssattel</b>								
316 i	75	09/93 → 04/99					11.8171-0008.1 990049	ATE
318 is	103	03/92 → 10/95						
318 is	103	09/95 → 04/99						
323 i	125	03/95 → 04/99						
325 i	141	03/92 → 04/99						
328 i	142	01/95 → 04/99						
M3 3.0	210	10/92 → 01/95						
M3 3.0	217	01/95 → 10/95						
M3 3.2	236	10/95 → 04/99						
320 i	110	03/92 → 04/99		Motorcode: M50			11.8171-0008.1 990049	ATE
				Motorcode: M52			11.8171-0008.1 990049	ATE
							11.8171-0008.1 990049	ATE
<b>Dichtungssatz, Bremssattel</b>								
316 i	75	09/93 → 04/99	←				11.0441-5402.2 250028	ATE
318 is	103	03/92 → 10/95						
318 is	103	09/95 → 04/99	➔				11.0441-3602.2 250008	ATE
325 i	141	03/92 → 04/99						
320 i	110	03/92 → 04/99	←				11.0441-5402.2 250028	ATE
			➔	Motorcode: M52			11.0441-3602.2 250008	ATE
			➔	Motorcode: M50			11.0441-3602.2 250008	ATE
323 i	125	03/95 → 04/99	←				11.0441-5402.2 250028	ATE
328 i	142	01/95 → 04/99	➔				11.0441-3803.2 250010	ATE
M3 3.0	210	10/92 → 01/95	←				11.0441-6003.2 250037	
M3 3.0	217	01/95 → 10/95						
M3 3.2	236	10/95 → 04/99	➔				11.0441-4002.2 250011	ATE
<b>Bremsschlauch</b>								
316 i	75	09/93 → 04/99	←			2	24.5103-0430.3 331408	L= 430
			➔	am Bremssattel		2	24.5170-0201.3 331450	L= 201
			➔			2	24.5202-0204.3 331402	L= 204
			➔	für Fahrzeuge mit Trommelbremse an der Hinterachse		2	24.5202-0204.3 331402	L= 204
318 is	103	03/92 → 10/95	←			2	24.5103-0430.3 331408	L= 430
318 is	103	09/95 → 04/99						
320 i	110	03/92 → 04/99	➔	am Bremssattel		2	24.5170-0201.3 331450	L= 201
323 i	125	03/95 → 04/99	➔			2	24.5202-0204.3 331402	L= 204
328 i	142	01/95 → 04/99						
325 i	141	03/92 → 04/99		+ ASC; für Linkslenker		1	83.6204-0143.3 330304	L= 145
			←			2	24.5103-0430.3 331408	L= 430
			➔	am Bremssattel		2	24.5170-0201.3 331450	L= 201
			➔			2	24.5202-0204.3 331402	L= 204
M3 3.0	210	10/92 → 01/95	←			2	83.6150-0451.3 330283	L= 450
M3 3.0	217	01/95 → 10/95						
M3 3.2	236	10/95 → 04/99	➔			2	24.5202-0204.3 331402	L= 204
			➔	am Bremssattel		2	83.6124-0218.3 330455	L= 215
<b>BMW - 3 Coupe (E46) 02/99 → 07/06</b>								
<b>Bremssattel</b>								
316 Ci	77	04/00 → 07/06	←	☐			11.9541-9588.2 220420	ATE Ø 54 - Halter
316 Ci	85	06/02 → 07/06						
↓								








	kW			 	! #			
<b>BMW - 3 Coupe (E46) 02/99→07/06</b>								
<b>Bremssattel</b>								
318 Ci	85	11/99→09/01	←	☐		24.3541-9588.5	240528	ATE Ø 54 - Halter
318 Ci	87	11/99→09/01	←	☐		24.3541-9587.5	240527	ATE Ø 54 - Halter
			→	☐		24.3401-1705.5	240423	ATE Ø 40 - Halter
			→	☐		24.3401-1706.5	240424	ATE Ø 40 - Halter
318 Ci	100	12/00→05/06	←	☐; 09/01→		11.9541-9588.2	220420	ATE Ø 54 - Halter
318 Ci	105	12/00→05/06	←	☐; 09/01→		24.3541-9588.5	240528	ATE Ø 54 - Halter
			←	☐; 09/01→		24.3541-9587.5	240527	ATE Ø 54 - Halter
			→	☐; 09/01→		24.3401-1703.5	240351	ATE Ø 40 - Halter
			→	☐; 09/01→		24.3401-1704.5	240352	ATE Ø 40 - Halter
318 Ci	110	03/05→07/06	←	☐		11.9541-9588.2	220420	ATE Ø 54 - Halter
320 Cd	110	11/03→07/06	←	☐		24.3541-9588.5	240528	ATE Ø 54 - Halter
323 Ci	120	04/99→09/00	←	☐		24.3541-9587.5	240527	ATE Ø 54 - Halter
323 Ci	125	04/99→09/00	←	☐		24.3541-9587.5	240527	ATE Ø 54 - Halter
325 Ci	141	09/00→07/06	→	☐		24.3401-1703.5	240351	ATE Ø 40 - Halter
328 Ci	142	04/99→06/00	→	☐		24.3401-1704.5	240352	ATE Ø 40 - Halter
			→	☐		24.3401-1704.5	240352	ATE Ø 40 - Halter
320 Ci	110	02/99→08/01	←	☐; 08/99→ 09/00		11.9541-9588.2	220420	ATE Ø 54 - Halter
			←	☐; 08/99→ 09/00		24.3541-9588.5	240528	ATE Ø 54 - Halter
			←	☐; 08/99→ 09/00		24.3541-9587.5	240527	ATE Ø 54 - Halter
			→	☐; 08/99→ 09/00		24.3401-1703.5	240351	ATE Ø 40 - Halter
			→	☐; 08/99→ 09/00		24.3401-1704.5	240352	ATE Ø 40 - Halter
320 Ci	120	01/00→05/06	←	☐; 09/00→		11.9541-9588.2	220420	ATE Ø 54 - Halter
320 Ci	125	01/00→05/06	←	☐; 09/00→		24.3541-9588.5	240528	ATE Ø 54 - Halter
			←	☐; 09/00→		24.3541-9587.5	240527	ATE Ø 54 - Halter
			→	☐; 09/00→		24.3401-1703.5	240351	ATE Ø 40 - Halter
			→	☐; 09/00→		24.3401-1704.5	240352	ATE Ø 40 - Halter
330 Cd	150	03/03→07/06	←	☐		24.3571-1733.5	240349	ATE Ø 57 - Halter
330 Ci	170	06/00→07/06	←	☐		24.3571-1734.5	240350	ATE Ø 57 - Halter
330 xi	170	06/00→07/06	←	☐		24.3421-1705.5	240353	ATE Ø 42 - Halter
			→	☐		24.3421-1706.5	240354	ATE Ø 42 - Halter
M3	252	06/00→07/06	→	☐; - Competition Paket		11.9421-9953.2	220837	ATE Ø 42 - Halter
			→	☐; - Competition Paket		11.9421-9954.2	220838	ATE Ø 42 - Halter
<b>Halter, Bremssattel</b>								
316 Ci	77	04/00→07/06	←		2	11.8170-0729.1	260107	ATE
316 Ci	85	06/02→07/06	←					
318 Ci	85	11/99→09/01	←					
318 Ci	87	11/99→09/01	←					
318 Ci	110	03/05→07/06	←					
323 Ci	120	04/99→09/00	←					
323 Ci	125	04/99→09/00	←					
318 Ci	100	12/00→05/06	←	09/01→	2	11.8170-0729.1	260107	ATE
318 Ci	105	12/00→05/06	←					
320 Cd	110	11/03→07/06	←		2	11.8170-0730.1	260108	ATE
325 Ci	141	09/00→07/06	←					
328 Ci	142	04/99→06/00	←					
320 Ci	110	02/99→08/01	←	08/99→ 09/00	2	11.8170-0729.1	260107	ATE
320 Ci	120	01/00→05/06	←	09/00→	2	11.8170-0729.1	260107	ATE
320 Ci	125	01/00→05/06	←					
<b>Feder, Bremssattel</b>								
316 Ci	77	04/00→07/06			2	11.8116-0206.1	390593	ATE
316 Ci	85	06/02→07/06	→					
318 Ci	85	11/99→09/01	→		2	11.8116-0066.1	390577	ATE
318 Ci	87	11/99→09/01	→					
318 Ci	110	03/05→07/06	→					
320 Cd	110	11/03→07/06	→					
323 Ci	120	04/99→09/00	→					
323 Ci	125	04/99→09/00	→					
325 Ci	141	09/00→07/06	→					
328 Ci	142	04/99→06/00	→					
318 Ci	100	12/00→05/06		09/01→	2	11.8116-0206.1	390593	ATE
318 Ci	105	12/00→05/06	→	09/01→	2	11.8116-0066.1	390577	ATE
320 Ci	110	02/99→08/01		08/99→ 09/00	2	11.8116-0206.1	390593	ATE
			→	08/99→ 09/00	2	11.8116-0066.1	390577	ATE
320 Ci	120	01/00→05/06		09/00→	2	11.8116-0206.1	390593	ATE
↓								








	kw			 	! #		
<b>BMW - 3 Coupe (E46) 02/99→07/06</b>							
<b>Feder, Bremssattel</b>							
320 Ci	125	01/00→05/06	➔	09/00→	2	11.8116-0066.1 390577	ATE
330 Cd	150	03/03→07/06			2	11.8116-0273.1 390515	ATE
330 Ci	170	06/00→07/06					
330 xi	170	06/00→07/06	➔		2	11.8116-0296.1 390445	ATE
M3	252	06/00→07/06			2	11.8116-0083.1 390501	ATE
M3	265	06/03→07/06	➔		2	11.8116-0296.1 390445	ATE
<b>Führungshülzensatz, Bremssattel</b>							
316 Ci	77	04/00→07/06	←			11.0101-5402.2 260009	ATE
316 Ci	85	06/02→07/06					
318 Ci	85	11/99→09/01	➔			11.0101-5402.2 260009	ATE
318 Ci	87	11/99→09/01					
318 Ci	110	03/05→07/06					
320 Cd	110	11/03→07/06					
323 Ci	120	04/99→09/00					
323 Ci	125	04/99→09/00					
325 Ci	141	09/00→07/06					
328 Ci	142	04/99→06/00					
330 Cd	150	03/03→07/06					
330 Ci	170	06/00→07/06					
330 xi	170	06/00→07/06					
M3	252	06/00→07/06					
M3	265	06/03→07/06					
318 Ci	100	12/00→05/06	←	09/01→		11.0101-5402.2 260009	ATE
318 Ci	105	12/00→05/06	➔	09/01→		11.0101-5402.2 260009	ATE
320 Ci	110	02/99→08/01	←	08/99→ 09/00		11.0101-5402.2 260009	ATE
			➔	08/99→ 09/00		11.0101-5402.2 260009	ATE
320 Ci	120	01/00→05/06	←	09/00→		11.0101-5402.2 260009	ATE
320 Ci	125	01/00→05/06	➔	09/00→		11.0101-5402.2 260009	ATE
<b>Führungsbolzen, Bremssattel</b>							
316 Ci	77	04/00→07/06				11.8171-0008.1 990049	ATE
316 Ci	85	06/02→07/06					
318 Ci	85	11/99→09/01					
318 Ci	87	11/99→09/01					
318 Ci	110	03/05→07/06					
320 Cd	110	11/03→07/06					
323 Ci	120	04/99→09/00					
323 Ci	125	04/99→09/00					
325 Ci	141	09/00→07/06					
328 Ci	142	04/99→06/00					
318 Ci	100	12/00→05/06		09/01→		11.8171-0008.1 990049	ATE
318 Ci	105	12/00→05/06					
320 Ci	110	02/99→08/01		08/99→ 09/00		11.8171-0008.1 990049	ATE
320 Ci	120	01/00→05/06		09/00→		11.8171-0008.1 990049	ATE
320 Ci	125	01/00→05/06					
330 Cd	150	03/03→07/06	➔			11.8171-0008.1 990049	ATE
330 Ci	170	06/00→07/06					
330 xi	170	06/00→07/06					
M3	252	06/00→07/06					
M3	265	06/03→07/06					
<b>Dichtungssatz, Bremssattel</b>							
316 Ci	77	04/00→07/06	←			11.0441-5402.2 250028	ATE
316 Ci	85	06/02→07/06					
318 Ci	85	11/99→09/01	➔			11.0441-4002.2 250011	ATE
318 Ci	87	11/99→09/01					
318 Ci	110	03/05→07/06					
320 Cd	110	11/03→07/06					
323 Ci	120	04/99→09/00					
323 Ci	125	04/99→09/00					
325 Ci	141	09/00→07/06					
328 Ci	142	04/99→06/00					
318 Ci	100	12/00→05/06	←	09/01→		11.0441-5402.2 250028	ATE
318 Ci	105	12/00→05/06	➔	09/01→		11.0441-4002.2 250011	ATE
320 Ci	110	02/99→08/01	←	08/99→ 09/00		11.0441-5402.2 250028	ATE
			➔	08/99→ 09/00		11.0441-4002.2 250011	ATE
320 Ci	120	01/00→05/06	←	09/00→		11.0441-5402.2 250028	ATE
320 Ci	125	01/00→05/06	➔	09/00→		11.0441-4002.2 250011	ATE
M3	252	06/00→07/06	←			11.0441-6003.2 250037	
M3	265	06/03→07/06					
↓							








	kw			 	! #			
<b>BMW - 3 Coupe (E46) 02/99→07/06</b>								
<b>Bremsschlauch</b>								
316 Ci	77	04/00→07/06	←		2	83.6152-0406.3	330789	L= 405
316 Ci	85	06/02→07/06	→		2	24.5169-0458.3	331429	L= 458
318 Ci	85	11/99→09/01						
318 Ci	87	11/99→09/01						
318 Ci	110	03/05→07/06						
320 Cd	110	11/03→07/06						
323 Ci	120	04/99→09/00						
323 Ci	125	04/99→09/00						
325 Ci	141	09/00→07/06						
328 Ci	142	04/99→06/00						
330 Cd	150	03/03→07/06						
330 Ci	170	06/00→07/06						
330 xi	170	06/00→07/06						
318 Ci	100	12/00→05/06	←	09/01→	2	83.6152-0406.3	330789	L= 405
318 Ci	105	12/00→05/06	→	09/01→	2	24.5169-0458.3	331429	L= 458
320 Ci	110	02/99→08/01	←	08/99→ 09/00	2	83.6152-0406.3	330789	L= 405
			→	08/99→ 09/00	2	24.5169-0458.3	331429	L= 458
320 Ci	120	01/00→05/06	←	09/00→	2	83.6152-0406.3	330789	L= 405
320 Ci	125	01/00→05/06	→	09/00→	2	24.5169-0458.3	331429	L= 458
M3	252	06/00→07/06	→		2	24.5169-0458.3	331429	L= 458
M3	265	06/03→07/06						
<b>BMW - 3 Coupe (E92) 01/05→12/13</b>								
<b>Bremssattel</b>								
316 i	90	09/07→12/13	←	☐; → 06/13		24.3541-9521.5	240723	ATE Ø 54 - Halter
			←	☐; → 06/13		24.3541-9522.5	240724	ATE Ø 54 - Halter
			→	☐; → 06/13		24.3401-1707.7	220775	TRW Ø 40 - Halter
			→	☐; → 06/13		24.3401-1708.7	220776	TRW Ø 40 - Halter
318 i	105	03/10→12/13	←	☐; → 06/13		24.3541-9521.5	240723	ATE Ø 54 - Halter
320 i	115	06/07→12/13	←	☐; → 06/13		24.3541-9522.5	240724	ATE Ø 54 - Halter
320 i	125	03/07→12/13	←	☐; → 06/13		24.3541-9522.5	240724	ATE Ø 54 - Halter
			→	☐; → 06/13		11.9421-9911.2	220825	ATE Ø 42 - Halter
			→	☐; → 06/13		11.9421-9912.2	220826	ATE Ø 42 - Halter
320 d	120	03/07→06/13	←	☐		11.9571-9753.2	220929	ATE Ø 57 - Halter
320 d	135	03/10→06/13	←	☐		11.9571-9754.2	220930	ATE Ø 57 - Halter
320 d	147	03/10→06/13	←	☐		11.9571-9754.2	220930	ATE Ø 57 - Halter
320 d xDrive	120	03/10→06/13	→	☐		11.9421-9911.2	220825	ATE Ø 42 - Halter
320 d xDrive	130	09/09→02/10	→	☐		11.9421-9911.2	220825	ATE Ø 42 - Halter
320 d xDrive	135	03/10→06/13	→	☐		11.9421-9912.2	220826	ATE Ø 42 - Halter
320 d xDrive	145	09/09→02/10						
320 d xDrive	147	03/10→06/13						
320 xd	120	03/08→02/10						
320 xd	130	03/08→02/10						
320 xd	145	03/08→02/10						
328 i xDrive	172	09/09→06/13						
320 d	130	09/06→02/10	←	☐; 03/07→		11.9571-9753.2	220929	ATE Ø 57 - Halter
320 d	145	09/06→02/10	←	☐; 03/07→		11.9571-9754.2	220930	ATE Ø 57 - Halter
			→	☐; 03/07→		11.9421-9911.2	220825	ATE Ø 42 - Halter
			→	☐; 03/07→		11.9421-9912.2	220826	ATE Ø 42 - Halter
320 i	110	11/06→06/07	←	☐; 03/07→		24.3541-9521.5	240723	ATE Ø 54 - Halter
			←	☐; 03/07→		24.3541-9522.5	240724	ATE Ø 54 - Halter
			→	☐; 03/07→		11.9421-9911.2	220825	ATE Ø 42 - Halter
			→	☐; 03/07→		11.9421-9912.2	220826	ATE Ø 42 - Halter
320 i	120	01/07→12/13	←	☐; 03/07→ 06/13		24.3541-9521.5	240723	ATE Ø 54 - Halter
			←	☐; 03/07→ 06/13		24.3541-9522.5	240724	ATE Ø 54 - Halter
			→	☐; 03/07→ 06/13		11.9421-9911.2	220825	ATE Ø 42 - Halter
			→	☐; 03/07→ 06/13		11.9421-9912.2	220826	ATE Ø 42 - Halter
323 i	140	04/06→02/12	←	☐; 09/06→		11.9571-9753.2	220929	ATE Ø 57 - Halter
			←	☐; 09/06→		11.9571-9754.2	220930	ATE Ø 57 - Halter
			→	☐; 09/06→		11.9421-9911.2	220825	ATE Ø 42 - Halter
			→	☐; 09/06→		11.9421-9912.2	220826	ATE Ø 42 - Halter
325 d	145	03/07→12/13	→	☐; → 06/13		24.3441-9957.5	240671	ATE Ø 44 - Halter
325 d	150	04/10→12/13	→	☐; → 06/13		24.3441-9958.5	240672	ATE Ø 44 - Halter
330 d	170	09/06→12/13	→	☐; → 06/13		24.3441-9958.5	240672	ATE Ø 44 - Halter
330 d	180	01/09→12/13						
↓								



	kw			 	! #		
<b>BMW - 3 Coupe (E92) 01/05→12/13</b>							
<b>Bremssattel</b>							
330 d xDrive	180	01/09→12/13	➔	☐; → 06/13		24.3441-9957.5 240671	ATE Ø 44 - Halter
330 i	190	09/06→12/13					
330 i	200	03/07→12/13	➔	☐; → 06/13		24.3441-9958.5 240672	ATE Ø 44 - Halter
330 i xDrive	200	09/08→12/13					
330 xd	170	09/06→12/13					
330 xd	180	01/09→12/13					
330 xi	190	09/06→12/13					
330 xi	200	09/06→12/13					
335 d	210	09/06→12/13					
335 i xDrive	225	11/08→12/13					
325 d	155	01/07→12/09	➔	☐; 03/07→		24.3441-9957.5 240671	ATE Ø 44 - Halter
			➔	☐; 03/07→		24.3441-9958.5 240672	ATE Ø 44 - Halter
325 i	155	05/05→06/13	➔	☐; 09/07→; Motorcode: N52N		11.9571-9753.2 220929	ATE Ø 57 - Halter
325 i	160	05/05→06/13	➔	☐; 09/07→; Motorcode: N52N		11.9571-9754.2 220930	ATE Ø 57 - Halter
325 i	155	01/05→06/13	➔	☐; 09/06→		11.9421-9911.2 220825	ATE Ø 42 - Halter
325 i	160	01/05→06/13	➔	☐; 09/06→		11.9421-9912.2 220826	ATE Ø 42 - Halter
325 i xDrive	150	03/06→12/13	➔	☐; 09/07→ 06/13; Motorcode: N52N		11.9571-9753.2 220929	ATE Ø 57 - Halter
			➔	☐; 09/07→ 06/13; Motorcode: N52N		11.9571-9754.2 220930	ATE Ø 57 - Halter
			➔	☐; 09/06→ 06/13		11.9421-9911.2 220825	ATE Ø 42 - Halter
			➔	☐; 09/06→ 06/13		11.9421-9912.2 220826	ATE Ø 42 - Halter
325 i xDrive	160	09/08→12/13	➔	☐; → 06/13; Motorcode: N52N		11.9571-9753.2 220929	ATE Ø 57 - Halter
325 xi	160	09/07→12/13	➔	☐; → 06/13; Motorcode: N52N		11.9571-9754.2 220930	ATE Ø 57 - Halter
			➔	☐; → 06/13		11.9421-9911.2 220825	ATE Ø 42 - Halter
			➔	☐; → 06/13		11.9421-9912.2 220826	ATE Ø 42 - Halter
325 xi	160	09/06→12/13	➔	☐; 09/07→ 06/13; Motorcode: N52N		11.9571-9753.2 220929	ATE Ø 57 - Halter
			➔	☐; 09/07→ 06/13; Motorcode: N52N		11.9571-9754.2 220930	ATE Ø 57 - Halter
			➔	☐; → 06/13		11.9421-9911.2 220825	ATE Ø 42 - Halter
			➔	☐; → 06/13		11.9421-9912.2 220826	ATE Ø 42 - Halter
328 i	172	06/07→12/13	➔	☐; → 06/13		11.9571-9753.2 220929	ATE Ø 57 - Halter
			➔	☐; → 06/13		11.9571-9754.2 220930	ATE Ø 57 - Halter
			➔	☐; → 06/13		11.9421-9911.2 220825	ATE Ø 42 - Halter
			➔	☐; → 06/13		11.9421-9912.2 220826	ATE Ø 42 - Halter
330 i	200	09/06→02/10	➔	☐		24.3441-9957.5 240671	ATE Ø 44 - Halter
335 i xDrive	240	11/08→06/13	➔	☐		24.3441-9958.5 240672	ATE Ø 44 - Halter
335 i	225	11/05→06/13	➔	☐; 09/06→		24.3441-9957.5 240671	ATE Ø 44 - Halter
335 i	240	11/05→06/13	➔	☐; 09/06→		24.3441-9958.5 240672	ATE Ø 44 - Halter
335 xi	225	03/07→02/10	➔	☐; 09/07→		24.3441-9957.5 240671	ATE Ø 44 - Halter
335 xi	240	03/07→02/10	➔	☐; 09/07→		24.3441-9958.5 240672	ATE Ø 44 - Halter
<b>Halter, Bremssattel</b>							
318 i	105	03/10→12/13	➔	→ 06/13		11.8170-0755.1 260119	ATE
320 i	115	06/07→12/13					
320 i	125	03/07→12/13					
325 i xDrive	160	09/08→12/13					
325 xi	160	09/06→12/13					
325 xi	160	09/07→12/13					
328 i	172	06/07→12/13					
320 d	120	03/07→06/13	➔			11.8170-0755.1 260119	ATE
320 d	135	03/10→06/13					
320 d	147	03/10→06/13					
320 d xDrive	120	03/10→06/13					
320 d xDrive	130	09/09→02/10					
320 d xDrive	135	03/10→06/13					
320 d xDrive	145	09/09→02/10					
320 d xDrive	147	03/10→06/13					
320 xd	120	03/08→02/10					
320 xd	130	03/08→02/10					
320 xd	145	03/08→02/10					
328 i xDrive	172	09/09→06/13					
320 d	130	09/06→02/10	➔	03/07→		11.8170-0755.1 260119	ATE
320 d	145	09/06→02/10					
320 i	110	11/06→06/07					
320 i	120	01/07→12/13	➔	03/07→ 06/13		11.8170-0755.1 260119	ATE
323 i	140	04/06→02/12	➔	09/06→		11.8170-0755.1 260119	ATE
325 i	155	05/05→06/13					
325 i	160	05/05→06/13					
↓							








	kW			 	! #		
<b>BMW - 3 Coupe (E92) 01/05→12/13</b>							
<b>Halter, Bremsattel</b>							
325 i	155	01/05→06/13	➡	09/06→		11.8170-0755.1	260119 ATE
325 i	160	01/05→06/13					
325 i xDrive	150	03/06→12/13	➡	09/06→ 06/13		11.8170-0755.1	260119 ATE
<b>Feder, Bremsattel</b>							
316 i	90	09/07→12/13		→ 06/13	2	11.8116-0339.2	390528 ATE
318 i	105	03/10→12/13		→ 06/13	2	11.8116-0339.2	390528 ATE
320 i	115	06/07→12/13	➡	→ 06/13	2	11.8116-0066.1	390577 ATE
320 i	125	03/07→12/13					
328 i	172	06/07→12/13					
320 d	120	03/07→06/13			2	11.8116-0339.2	390528 ATE
320 d	135	03/10→06/13	➡		2	11.8116-0066.1	390577 ATE
320 d	147	03/10→06/13					
320 d xDrive	120	03/10→06/13					
320 d xDrive	130	09/09→02/10					
320 d xDrive	135	03/10→06/13					
320 d xDrive	145	09/09→02/10					
320 d xDrive	147	03/10→06/13					
320 xd	120	03/08→02/10					
320 xd	130	03/08→02/10					
320 xd	145	03/08→02/10					
328 i xDrive	172	09/09→06/13					
320 d	130	09/06→02/10		03/07→	2	11.8116-0339.2	390528 ATE
320 d	145	09/06→02/10	➡	03/07→	2	11.8116-0066.1	390577 ATE
320 i	110	11/06→06/07					
320 i	120	01/07→12/13		03/07→ 06/13	2	11.8116-0339.2	390528 ATE
			➡	03/07→ 06/13	2	11.8116-0066.1	390577 ATE
323 i	140	04/06→02/12		09/06→	2	11.8116-0339.2	390528 ATE
			➡	09/06→	2	11.8116-0066.1	390577 ATE
325 d	145	03/07→12/13		→ 06/13	2	11.8116-0339.2	390528 ATE
325 d	150	04/10→12/13					
330 i xDrive	200	09/08→12/13	➡	→ 06/13	2	11.8116-0296.1	390445 ATE
330 xi	190	09/06→12/13					
330 xi	200	09/06→12/13					
325 d	155	01/07→12/09		03/07→	2	11.8116-0339.2	390528 ATE
			➡	03/07→	2	11.8116-0296.1	390445 ATE
325 i	155	05/05→06/13		09/07→; Motorcode: N52N	2	11.8116-0339.2	390528 ATE
325 i	160	05/05→06/13		09/06→ 08/07; Motorcode: N52N	2	11.8116-0339.2	390528 ATE
325 i	155	01/05→06/13					
325 i	160	01/05→06/13		09/06→; Motorcode: N53	2	11.8116-0339.2	390528 ATE
			➡	09/06→	2	11.8116-0066.1	390577 ATE
325 i xDrive	150	03/06→12/13		09/07→ 06/13; Motorcode: N52N	2	11.8116-0339.2	390528 ATE
				09/06→ 06/13; Motorcode: N53	2	11.8116-0339.2	390528 ATE
				09/06→ 08/07; Motorcode: N52N	2	11.8116-0339.2	390528 ATE
			➡	09/06→ 06/13	2	11.8116-0066.1	390577 ATE
325 i xDrive	160	09/08→12/13		→ 06/13; Motorcode: N52N	2	11.8116-0339.2	390528 ATE
325 xi	160	09/07→12/13		→ 06/13; Motorcode: N53	2	11.8116-0339.2	390528 ATE
			➡	→ 06/13	2	11.8116-0066.1	390577 ATE
325 xi	160	09/06→12/13		→ 08/07; Motorcode: N52N	2	11.8116-0339.2	390528 ATE
				09/07→ 06/13; Motorcode: N52N	2	11.8116-0339.2	390528 ATE
				→ 06/13; Motorcode: N53	2	11.8116-0339.2	390528 ATE
			➡	→ 06/13	2	11.8116-0066.1	390577 ATE
330 d	170	09/06→12/13		09/09→ 06/13; für erhöhte Nutzlast	2	11.8116-0315.2	390447 ATE
330 d	180	01/09→12/13			2	11.8116-0315.2	390447 ATE
330 d xDrive	180	01/09→12/13		→ 08/09	2	11.8116-0315.2	390447 ATE
330 xd	170	09/06→12/13		09/09→ 06/13; nicht für erhöhte Nutzlast	2	11.8116-0339.2	390528 ATE
330 xd	180	01/09→12/13	➡	→ 06/13	2	11.8116-0296.1	390445 ATE
330 i	190	09/06→12/13		09/09→ 06/13; für erhöhte Nutzlast; Motorcode: N53	2	11.8116-0315.2	390447 ATE
330 i	200	03/07→12/13					
				→ 08/09; Motorcode: N53	2	11.8116-0315.2	390447 ATE
				09/09→ 06/13; Motorcode: N53; nicht für erhöhte Nutzlast	2	11.8116-0339.2	390528 ATE
				→ 06/13; Motorcode: N52N	2	11.8116-0339.2	390528 ATE
			➡	→ 06/13	2	11.8116-0296.1	390445 ATE
330 i	200	09/06→02/10		09/09→; für erhöhte Nutzlast; Motorcode: N53	2	11.8116-0315.2	390447 ATE
				→ 08/09; Motorcode: N53	2	11.8116-0315.2	390447 ATE
				09/09→; Motorcode: N53; nicht für erhöhte Nutzlast	2	11.8116-0339.2	390528 ATE
				Motorcode: N52N	2	11.8116-0339.2	390528 ATE

	kW			 	! #		
<b>BMW - 3 Coupe (E92) 01/05→12/13</b>							
<b>Feder, Bremsattel</b>							
330 i	200	09/06→02/10	➡		2	11.8116-0296.1 390445	ATE
335 d	210	09/06→12/13		→ 06/13	2	11.8116-0315.2 390447	ATE
335 i xDrive	225	11/08→12/13	➡	→ 06/13	2	11.8116-0296.1 390445	ATE
335 i	225	11/05→06/13		09/06→	2	11.8116-0315.2 390447	ATE
335 i	240	11/05→06/13	➡	09/06→	2	11.8116-0296.1 390445	ATE
335 i xDrive	240	11/08→06/13			2	11.8116-0315.2 390447	ATE
			➡		2	11.8116-0296.1 390445	ATE
335 xi	225	03/07→02/10		09/07→	2	11.8116-0315.2 390447	ATE
335 xi	240	03/07→02/10	➡	09/07→	2	11.8116-0296.1 390445	ATE
M	309	03/07→12/13	⬅	→ 06/13	2	11.8116-0315.2 390447	ATE
M GTS	331	03/07→12/13	➡	→ 06/13	2	11.8116-0296.1 390445	ATE
<b>Führungshülzensatz, Bremsattel</b>							
316 i	90	09/07→12/13	⬅	→ 06/13		11.0101-5402.2 260009	ATE
318 i	105	03/10→12/13	⬅	→ 06/13		11.0101-5402.2 260009	ATE
320 i	115	06/07→12/13					
320 i	125	03/07→12/13	➡	→ 06/13		11.0101-5402.2 260009	ATE
325 d	145	03/07→12/13					
325 d	150	04/10→12/13					
328 i	172	06/07→12/13					
330 i xDrive	200	09/08→12/13					
330 xi	190	09/06→12/13					
330 xi	200	09/06→12/13					
320 d	120	03/07→06/13	⬅			11.0101-5402.2 260009	ATE
320 d	135	03/10→06/13					
320 d	147	03/10→06/13	➡			11.0101-5402.2 260009	ATE
320 d xDrive	120	03/10→06/13					
320 d xDrive	130	09/09→02/10					
320 d xDrive	135	03/10→06/13					
320 d xDrive	145	09/09→02/10					
320 d xDrive	147	03/10→06/13					
320 xd	120	03/08→02/10					
320 xd	130	03/08→02/10					
320 xd	145	03/08→02/10					
328 i xDrive	172	09/09→06/13					
320 d	130	09/06→02/10	⬅	03/07→		11.0101-5402.2 260009	ATE
320 d	145	09/06→02/10					
320 i	110	11/06→06/07	➡	03/07→		11.0101-5402.2 260009	ATE
325 d	155	01/07→12/09					
320 i	120	01/07→12/13	⬅	03/07→ 06/13		11.0101-5402.2 260009	ATE
			➡	03/07→ 06/13		11.0101-5402.2 260009	ATE
323 i	140	04/06→02/12	⬅	09/06→		11.0101-5402.2 260009	ATE
			➡	09/06→		11.0101-5402.2 260009	ATE
325 i	155	05/05→06/13	⬅	09/06→ 08/07; Motorcode: N52N		11.0101-5402.2 260009	ATE
325 i	160	05/05→06/13					
325 i	155	01/05→06/13	⬅	09/07→; Motorcode: N52N		11.0101-5402.2 260009	ATE
325 i	160	01/05→06/13	⬅	09/06→; Motorcode: N53		11.0101-5402.2 260009	ATE
			➡	09/06→		11.0101-5402.2 260009	ATE
325 i xDrive	150	03/06→12/13	⬅	09/07→ 06/13; Motorcode: N52N		11.0101-5402.2 260009	ATE
			⬅	09/06→ 08/07; Motorcode: N52N		11.0101-5402.2 260009	ATE
			⬅	09/06→ 06/13; Motorcode: N53		11.0101-5402.2 260009	ATE
			➡	09/06→ 06/13		11.0101-5402.2 260009	ATE
325 i xDrive	160	09/08→12/13	⬅	→ 06/13; Motorcode: N53		11.0101-5402.2 260009	ATE
325 xi	160	09/07→12/13	⬅	→ 06/13; Motorcode: N52N		11.0101-5402.2 260009	ATE
			➡	→ 06/13		11.0101-5402.2 260009	ATE
325 xi	160	09/06→12/13	⬅	→ 08/07; Motorcode: N52N		11.0101-5402.2 260009	ATE
			⬅	09/07→ 06/13; Motorcode: N52N		11.0101-5402.2 260009	ATE
			⬅	→ 06/13; Motorcode: N53		11.0101-5402.2 260009	ATE
			➡	→ 06/13		11.0101-5402.2 260009	ATE
330 d	170	09/06→12/13	⬅	09/09→ 06/13; nicht für erhöhte Nutzlast		11.0101-5402.2 260009	ATE
330 d	180	01/09→12/13					
330 d xDrive	180	01/09→12/13	⬅	→ 08/09		11.0101-6006.2 260098	ATE
330 xd	170	09/06→12/13	⬅	09/09→ 06/13; für erhöhte Nutzlast		11.0101-6006.2 260098	ATE
330 xd	180	01/09→12/13	➡	→ 06/13		11.0101-5402.2 260009	ATE
330 i	190	09/06→12/13	⬅	→ 06/13; Motorcode: N52N		11.0101-5402.2 260009	ATE
↓							

	kW			 	! #			
<b>BMW - 3 Coupe (E92) 01/05→12/13</b>								
<b>Führungshülzensatz, Bremssattel</b>								
330 i	200	03/07→12/13	←	09/09→ 06/13; Motorcode: N53; nicht für erhöhte Nutzlast		11.0101-5402.2	260009	ATE
			←	→ 08/09; Motorcode: N53		11.0101-6006.2	260098	ATE
			←	09/09→ 06/13; für erhöhte Nutzlast; Motorcode: N53		11.0101-6006.2	260098	ATE
			→	→ 06/13		11.0101-5402.2	260009	ATE
330 i	200	09/06→02/10	←	09/09→; Motorcode: N53; nicht für erhöhte Nutzlast		11.0101-5402.2	260009	ATE
			←	Motorcode: N52N		11.0101-5402.2	260009	ATE
			←	09/09→; für erhöhte Nutzlast; Motorcode: N53		11.0101-6006.2	260098	ATE
			←	→ 08/09; Motorcode: N53		11.0101-6006.2	260098	ATE
			→			11.0101-5402.2	260009	ATE
335 d 335 i xDrive M M GTS	210 225 309 331	09/06→12/13 11/08→12/13 03/07→12/13 03/07→12/13	←	→ 06/13		11.0101-6006.2	260098	ATE
			→	→ 06/13		11.0101-5402.2	260009	ATE
			←					
335 i 335 i	225 240	11/05→06/13 11/05→06/13	←	09/06→		11.0101-6006.2	260098	ATE
			→	09/06→		11.0101-5402.2	260009	ATE
335 i xDrive	240	11/08→06/13	←			11.0101-6006.2	260098	ATE
			→			11.0101-5402.2	260009	ATE
335 xi 335 xi	225 240	03/07→02/10 03/07→02/10	←	09/07→		11.0101-6006.2	260098	ATE
			→	09/07→		11.0101-5402.2	260009	ATE
<b>Führungsbolzen, Bremssattel</b>								
316 i	90	09/07→12/13		→ 06/13		11.8171-0008.1	990049	ATE
318 i	105	03/10→12/13		→ 06/13		11.8171-0008.1	990049	ATE
320 i	115	06/07→12/13						
320 i	125	03/07→12/13	→	→ 06/13		11.8171-0008.1	990049	ATE
325 d	145	03/07→12/13						
325 d	150	04/10→12/13						
328 i	172	06/07→12/13						
330 i xDrive	200	09/08→12/13						
330 xi	190	09/06→12/13						
330 xi	200	09/06→12/13						
320 d	120	03/07→06/13				11.8171-0008.1	990049	ATE
320 d	135	03/10→06/13	→			11.8171-0008.1	990049	ATE
320 d	147	03/10→06/13						
320 d xDrive	120	03/10→06/13						
320 d xDrive	130	09/09→02/10						
320 d xDrive	135	03/10→06/13						
320 d xDrive	145	09/09→02/10						
320 d xDrive	147	03/10→06/13						
320 xd	120	03/08→02/10						
320 xd	130	03/08→02/10						
320 xd	145	03/08→02/10						
328 i xDrive	172	09/09→06/13						
320 d	130	09/06→02/10		03/07→		11.8171-0008.1	990049	ATE
320 d	145	09/06→02/10	→	03/07→		11.8171-0008.1	990049	ATE
320 i	110	11/06→06/07						
325 d	155	01/07→12/09						
320 i	120	01/07→12/13		03/07→ 06/13		11.8171-0008.1	990049	ATE
			→	03/07→ 06/13		11.8171-0008.1	990049	ATE
323 i	140	04/06→02/12		09/06→		11.8171-0008.1	990049	ATE
			→	09/06→		11.8171-0008.1	990049	ATE
325 i	155	05/05→06/13		09/06→ 08/07; Motorcode: N52N		11.8171-0008.1	990049	ATE
325 i	160	05/05→06/13						
325 i	155	01/05→06/13		09/06→; Motorcode: N53		11.8171-0008.1	990049	ATE
325 i	160	01/05→06/13		09/07→; Motorcode: N52N		11.8171-0008.1	990049	ATE
			→	09/06→		11.8171-0008.1	990049	ATE
325 i xDrive	150	03/06→12/13		09/07→ 06/13; Motorcode: N52N		11.8171-0008.1	990049	ATE
				09/06→ 08/07; Motorcode: N52N		11.8171-0008.1	990049	ATE
				09/06→ 06/13; Motorcode: N53		11.8171-0008.1	990049	ATE
			→	09/06→ 06/13		11.8171-0008.1	990049	ATE
325 i xDrive 325 xi	160 160	09/08→12/13 09/07→12/13		→ 06/13; Motorcode: N53		11.8171-0008.1	990049	ATE
				→ 06/13; Motorcode: N52N		11.8171-0008.1	990049	ATE
			→	→ 06/13		11.8171-0008.1	990049	ATE
325 xi	160	09/06→12/13		→ 06/13; Motorcode: N53		11.8171-0008.1	990049	ATE
				09/07→ 06/13; Motorcode: N52N		11.8171-0008.1	990049	ATE
↓								





	kW			 	! #		
<b>BMW - 3 Coupe (E92) 01/05→12/13</b>							
<b>Führungsbolzen, Bremsattel</b>							
325 xi	160	09/06→12/13		→ 08/07; Motorcode: N52N		11.8171-0008.1 990049	ATE
			➡	→ 06/13		11.8171-0008.1 990049	ATE
330 d	170	09/06→12/13		09/09→ 06/13; für erhöhte Nutzlast		11.8171-0008.1 990049	ATE
330 d	180	01/09→12/13				11.8171-0067.1 250153	ATE
330 d xDrive	180	01/09→12/13				11.8171-0067.1 250153	ATE
330 xd	170	09/06→12/13		09/09→ 06/13; nicht für erhöhte Nutzlast		11.8171-0008.1 990049	ATE
330 xd	180	01/09→12/13		→ 08/09		11.8171-0008.1 990049	ATE
			➡	→ 06/13		11.8171-0008.1 990049	ATE
330 i	190	09/06→12/13		09/09→ 06/13; Motorcode: N53; nicht für erhöhte Nutzlast		11.8171-0008.1 990049	ATE
330 i	200	03/07→12/13		09/09→ 06/13; für erhöhte Nutzlast; Motorcode: N53		11.8171-0008.1 990049	ATE
				→ 06/13; Motorcode: N52N		11.8171-0008.1 990049	ATE
				→ 08/09; Motorcode: N53		11.8171-0008.1 990049	ATE
			➡	→ 06/13		11.8171-0008.1 990049	ATE
330 i	200	09/06→02/10		Motorcode: N52N		11.8171-0008.1 990049	ATE
				09/09→; Motorcode: N53; nicht für erhöhte Nutzlast		11.8171-0008.1 990049	ATE
				→ 08/09; Motorcode: N53		11.8171-0067.1 250153	ATE
				09/09→; für erhöhte Nutzlast; Motorcode: N53		11.8171-0008.1 990049	ATE
			➡			11.8171-0067.1 250153	ATE
			➡			11.8171-0008.1 990049	ATE
335 d	210	09/06→12/13		→ 06/13		11.8171-0008.1 990049	ATE
335 i xDrive	225	11/08→12/13				11.8171-0067.1 250153	ATE
M	309	03/07→12/13				11.8171-0067.1 250153	ATE
M GTS	331	03/07→12/13	➡	→ 06/13		11.8171-0008.1 990049	ATE
335 i	225	11/05→06/13		09/06→		11.8171-0008.1 990049	ATE
335 i	240	11/05→06/13				11.8171-0067.1 250153	ATE
			➡	09/06→		11.8171-0008.1 990049	ATE
335 i xDrive	240	11/08→06/13				11.8171-0008.1 990049	ATE
						11.8171-0067.1 250153	ATE
			➡			11.8171-0008.1 990049	ATE
335 xi	225	03/07→02/10		09/07→		11.8171-0008.1 990049	ATE
335 xi	240	03/07→02/10				11.8171-0067.1 250153	ATE
			➡	09/07→		11.8171-0008.1 990049	ATE
<b>Dichtungssatz, Bremsattel</b>							
M	309	03/07→12/13	←	→ 06/13		11.0441-6008.2 250038	ATE für Kolben-Ø [mm]: 60
M GTS	331	03/07→12/13					
<b>Bremsschlauch</b>							
316 i	90	09/07→12/13	←	→ 06/13	2	24.5174-0526.3 331365	L= 526
318 i	105	03/10→12/13					
320 i	115	06/07→12/13	➡	am Bremsattel; → 06/13	2	24.5125-0230.3 331277	L= 230
320 i	125	03/07→12/13				24.5137-0221.3 331302	L= 221
325 d	145	03/07→12/13					
325 d	150	04/10→12/13	➡	→ 06/13	2	83.7850-0180.3 331054	L= 180
328 i	172	06/07→12/13					
330 d	170	09/06→12/13					
330 d	180	01/09→12/13					
330 i	190	09/06→12/13					
330 i	200	03/07→12/13					
335 d	210	09/06→12/13					
320 d	120	03/07→06/13	←		2	24.5174-0526.3 331365	L= 526
320 d	135	03/10→06/13					
320 d	147	03/10→06/13	➡	am Bremsattel	2	24.5125-0230.3 331277	L= 230
330 i	200	09/06→02/10				24.5137-0221.3 331302	L= 221
			➡		2	83.7850-0180.3 331054	L= 180
320 d	130	09/06→02/10	←	03/07→	2	24.5174-0526.3 331365	L= 526
320 d	145	09/06→02/10					
320 i	110	11/06→06/07	➡	am Bremsattel; 03/07→	2	24.5125-0230.3 331277	L= 230
325 d	155	01/07→12/09				24.5137-0221.3 331302	L= 221
			➡	03/07→	2	83.7850-0180.3 331054	L= 180
320 d xDrive	120	03/10→06/13	←		2	24.5113-0440.3 331239	L= 440
320 d xDrive	130	09/09→02/10					
320 d xDrive	135	03/10→06/13	➡	am Bremsattel	2	24.5125-0230.3 331277	L= 230

**BMW - 3 Coupe (E92) 01/05→12/13**










**Bremsschlauch**








320 d xDrive	145	09/09→02/10	➡	am Bremssattel		24.5137-0221.3	331302	L= 221
320 d xDrive	147	03/10→06/13	➡					
320 xd	120	03/08→02/10			2	83.7850-0180.3	331054	L= 180
320 xd	130	03/08→02/10						
320 xd	145	03/08→02/10						
328 i xDrive	172	09/09→06/13						
335 i xDrive	240	11/08→06/13						
320 i	120	01/07→12/13	⬅	03/07→ 06/13	2	24.5174-0526.3	331365	L= 526
			➡	am Bremssattel; 03/07→ 06/13	2	24.5125-0230.3	331277	L= 230
						24.5137-0221.3	331302	L= 221
			➡	03/07→ 06/13	2	83.7850-0180.3	331054	L= 180
323 i	140	04/06→02/12	⬅	09/06→	2	24.5174-0526.3	331365	L= 526
325 i	155	05/05→06/13						
325 i	160	05/05→06/13	➡	am Bremssattel; 09/06→	2	24.5125-0230.3	331277	L= 230
325 i	155	01/05→06/13				24.5137-0221.3	331302	L= 221
325 i	160	01/05→06/13	➡	09/06→	2	83.7850-0180.3	331054	L= 180
335 i	225	11/05→06/13						
335 i	240	11/05→06/13						
325 i xDrive	150	03/06→12/13	⬅	09/06→ 06/13	2	24.5113-0440.3	331239	L= 440
			➡	am Bremssattel; 09/06→ 06/13	2	24.5125-0230.3	331277	L= 230
						24.5137-0221.3	331302	L= 221
			➡	09/06→ 06/13	2	83.7850-0180.3	331054	L= 180
325 i xDrive	160	09/08→12/13	⬅	→ 06/13	2	24.5113-0440.3	331239	L= 440
325 xi	160	09/06→12/13						
325 xi	160	09/07→12/13	➡	am Bremssattel; → 06/13	2	24.5125-0230.3	331277	L= 230
330 d xDrive	180	01/09→12/13				24.5137-0221.3	331302	L= 221
330 i xDrive	200	09/08→12/13	➡	→ 06/13	2	83.7850-0180.3	331054	L= 180
330 xd	170	09/06→12/13						
330 xd	180	01/09→12/13						
330 xi	190	09/06→12/13						
330 xi	200	09/06→12/13						
335 i xDrive	225	11/08→12/13						
335 xi	225	03/07→02/10	⬅	09/07→	2	24.5113-0440.3	331239	L= 440
335 xi	240	03/07→02/10	➡	am Bremssattel; 09/07→	2	24.5125-0230.3	331277	L= 230
						24.5137-0221.3	331302	L= 221
			➡	09/07→	2	83.7850-0180.3	331054	L= 180
M	309	03/07→12/13	⬅	→ 06/13	2	83.7751-0502.3	331109	L= 502
M GTS	331	03/07→12/13	➡	am Bremssattel; → 06/13	2	83.7752-0236.3	331118	L= 235
			➡	→ 06/13	2	83.7850-0180.3	331054	L= 180










**BMW - 3 Gran Turismo (F34) 07/12→**








**Bremsschlauch**

318 d	100	03/13→	⬅		2	24.5169-0590.3	331422	L= 355
318 d	105	03/13→						
318 d	110	07/15→	➡		2	24.5125-0230.3	331277	L= 230
320 d	120	03/13→						
320 d	135	03/13→07/15						
320 d	140	07/15→						
320 d	147	05/13→						
320 i	135	09/15→						
325 d	155	07/13→						
325 d	160	03/13→						
325 d	165	07/16→						
330 i	185	10/15→						
335 i	225	03/13→						
335 i	240	03/13→03/14						
335 i	250	07/13→						
340 i	240	10/15→						
320 d xDrive	120	03/13→	⬅	für Rechtslenker	2	24.5169-0590.3	331422	L= 355
320 d xDrive	135	03/13→07/15						
320 d xDrive	140	07/15→	➡		2	24.5125-0230.3	331277	L= 230
320 d xDrive	147	05/13→						
320 i xDrive	135	10/15→						
328 i xDrive	180	03/13→07/16						
330 i xDrive	185	10/15→						
335 i xDrive	225	03/13→						
335 i xDrive	240	03/13→03/14						
335 i xDrive	250	03/14→						
340 i xDrive	240	10/15→						
320 i	120	07/12→06/16	⬅	03/13→	2	24.5169-0590.3	331422	L= 355
320 i	135	07/12→06/16						
328 i	180	08/12→02/15	➡	03/13→	2	24.5125-0230.3	331277	L= 230
320 i xDrive	120	11/12→06/16	⬅	03/13→; für Rechtslenker	2	24.5169-0590.3	331422	L= 355
320 i xDrive	135	11/12→06/16						

	kW			 	! #		
<b>BMW - 3 Gran Turismo (F34) 07/12→</b>							
 <b>Bremsschlauch</b>							
320 i xDrive 320 i xDrive	120 135	11/12→06/16 11/12→06/16	➡	03/13→	2	24.5125-0230.3 331277	L= 230
330 d	190	01/14→	⬅	03/14→	2	24.5169-0590.3 331422	L= 355
			➡	03/14→	2	24.5125-0230.3 331277	L= 230
330 d	210	01/14→	⬅	09/15→	2	24.5169-0590.3 331422	L= 355
			➡	09/15→	2	24.5125-0230.3 331277	L= 230
330 d xDrive 335 d xDrive	190 230	01/14→ 01/14→	⬅	03/14→; für Rechtslenker	2	24.5169-0590.3 331422	L= 355
			➡	03/14→	2	24.5125-0230.3 331277	L= 230
330 d xDrive	210	01/14→	⬅	09/15→; für Rechtslenker	2	24.5169-0590.3 331422	L= 355
			➡	09/15→	2	24.5125-0230.3 331277	L= 230
340 i	265	09/15→	⬅	10/15→	2	24.5169-0590.3 331422	L= 355
			➡	10/15→	2	24.5125-0230.3 331277	L= 230
340 i xDrive	265	09/15→	⬅	10/15→; für Rechtslenker	2	24.5169-0590.3 331422	L= 355
			➡	10/15→	2	24.5125-0230.3 331277	L= 230
<b>BMW - 3 Kombi (F31) 07/11→</b>							
 <b>Bremsschlauch</b>							
316 d 318 d 318 d 320 d 320 d 320 d 320 i 320 i 328 i 330 d	85 100 105 120 135 147 120 135 180 190	02/12→ 07/11→ 07/11→06/15 07/11→ 07/11→02/16 07/11→02/16 02/12→06/15 02/12→06/15 01/12→06/15 01/12→	⬅ ➡	05/12→ 05/12→	2 2	24.5169-0590.3 331422 24.5125-0230.3 331277	L= 355 L= 230
316 i 320 d xDrive 320 d xDrive 320 d xDrive 320 i xDrive 320 i xDrive 328 i xDrive 330 d xDrive	100 120 135 147 120 135 180 190	03/12→08/16 01/12→ 01/12→06/15 01/12→06/15 01/12→06/15 01/12→06/15 06/12→06/16 06/12→	⬅ ➡	03/13→ 03/13→	2 2	24.5169-0590.3 331422 24.5125-0230.3 331277	L= 355 L= 230
			335 i 335 i 335 i xDrive 335 i xDrive	225 240 225 240	07/12→06/15 07/12→07/13 07/12→06/15 07/12→07/13		
318 d 318 d xDrive 318 i 320 d 330 i 330 i xDrive 340 i 340 i 340 i xDrive 340 i xDrive	110 110 100 140 185 185 240 265 240 265	09/14→ 03/15→ 01/15→ 09/14→ 09/14→ 10/14→ 10/14→ 10/14→ 10/14→ 10/14→	⬅ ➡	07/15→ 07/15→	2 2	24.5169-0590.3 331422 24.5125-0230.3 331277	L= 355 L= 230
			318 d xDrive	105	01/13→05/15	⬅ ➡	05/13→ 05/13→
320 d xDrive 320 i 320 i xDrive 335 i 335 i xDrive	140 135 135 250 250	07/15→ 10/14→ 09/14→ 07/13→06/15 07/13→06/15	⬅ ➡		2 2	24.5169-0590.3 331422 24.5125-0230.3 331277	L= 355 L= 230
			325 d 325 d	155 160	09/12→02/16 09/12→02/16	⬅ ➡	04/13→ 04/13→
325 d	165	04/15→	⬅ ➡	03/16→ 03/16→	2 2	24.5169-0590.3 331422 24.5125-0230.3 331277	L= 355 L= 230
			330 d 330 d xDrive	210 210	01/12→ 06/12→	⬅ ➡	09/15→ 09/15→
335 d xDrive	230	04/13→	⬅ ➡	11/13→ 11/13→	2 2	24.5169-0590.3 331422 24.5125-0230.3 331277	L= 355 L= 230

	kw			 	! #		
<b>BMW - 3 Touring (E36) 01/95→10/99</b>							
<b>Bremssattel</b>							
316 i	75	01/96→10/99	←	☐; für erhöhte Nutzlast		11.9541-9588.2 220420	ATE Ø 54 - Halter
318 i	85	07/95→10/99				24.3541-9588.5 240528	ATE Ø 54 - Halter
318 tds	66	01/95→10/99	←	☐; nicht für erhöhte Nutzlast		11.9541-9668.2 220422	ATE Ø 54 - Halter
						24.3541-9668.5 240530	ATE Ø 54 - Halter
			←	☐; für erhöhte Nutzlast		24.3541-9587.5 240527	ATE Ø 54 - Halter
			←	☐; nicht für erhöhte Nutzlast		24.3541-9667.5 240529	ATE Ø 54 - Halter
			→	☐		11.9381-9961.2 220435	ATE Ø 38 - Halter
			→	☐		11.9381-9962.2 220436	ATE Ø 38 - Halter
320 i	110	01/95→10/99	←	☐		11.9541-9588.2 220420	ATE Ø 54 - Halter
325 tds	105	01/95→10/99				24.3541-9588.5 240528	ATE Ø 54 - Halter
			←	☐		24.3541-9587.5 240527	ATE Ø 54 - Halter
			→	☐		11.9381-9961.2 220435	ATE Ø 38 - Halter
			→	☐		11.9381-9962.2 220436	ATE Ø 38 - Halter
323 i	125	09/95→10/99	←	☐		11.9541-9588.2 220420	ATE Ø 54 - Halter
328 i	142	01/95→10/99				24.3541-9588.5 240528	ATE Ø 54 - Halter
			←	☐		24.3541-9587.5 240527	ATE Ø 54 - Halter
			→	☐		11.9381-9959.2 220433	ATE Ø 38 - Halter
			→	☐		11.9381-9960.2 220434	ATE Ø 38 - Halter
<b>Halter, Bremssattel</b>							
316 i	75	01/96→10/99	←	nicht für erhöhte Nutzlast	2	11.0230-0444.1 260104	ATE
318 i	85	07/95→10/99					
318 tds	66	01/95→10/99	←	für erhöhte Nutzlast	2	11.8170-0729.1 260107	ATE
320 i	110	01/95→10/99	←		2	11.8170-0729.1 260107	ATE
323 i	125	09/95→10/99					
325 tds	105	01/95→10/99					
328 i	142	01/95→10/99					
<b>Feder, Bremssattel</b>							
316 i	75	01/96→10/99		für erhöhte Nutzlast	2	11.8116-0109.1 390495	ATE
318 i	85	07/95→10/99				11.8116-0206.1 390593	ATE
318 tds	66	01/95→10/99		nicht für erhöhte Nutzlast	2	11.8116-0109.1 390495	ATE
						11.8116-0206.1 390593	ATE
			→		2	11.8116-0066.1 390577	ATE
320 i	110	01/95→10/99			2	11.8116-0109.1 390495	ATE
323 i	125	09/95→10/99				11.8116-0206.1 390593	ATE
325 tds	105	01/95→10/99					
328 i	142	01/95→10/99	→		2	11.8116-0066.1 390577	ATE
<b>Führungshülsensatz, Bremssattel</b>							
316 i	75	01/96→10/99	←	nicht für erhöhte Nutzlast		11.0101-5402.2 260009	ATE
318 i	85	07/95→10/99					
318 tds	66	01/95→10/99	←	für erhöhte Nutzlast		11.0101-5402.2 260009	ATE
			→			11.0101-5402.2 260009	ATE
320 i	110	01/95→10/99	←			11.0101-5402.2 260009	ATE
323 i	125	09/95→10/99					
325 tds	105	01/95→10/99	→			11.0101-5402.2 260009	ATE
328 i	142	01/95→10/99					
<b>Führungsbolzen, Bremssattel</b>							
316 i	75	01/96→10/99		für erhöhte Nutzlast		11.8171-0008.1 990049	ATE
318 i	85	07/95→10/99					
318 tds	66	01/95→10/99		nicht für erhöhte Nutzlast		11.8171-0008.1 990049	ATE
						11.8171-0008.1 990049	ATE
320 i	110	01/95→10/99				11.8171-0008.1 990049	ATE
323 i	125	09/95→10/99					
325 tds	105	01/95→10/99					
328 i	142	01/95→10/99					
<b>Dichtungssatz, Bremssattel</b>							
316 i	75	01/96→10/99		nicht für erhöhte Nutzlast		11.0441-5402.2 250028	ATE
318 i	85	07/95→10/99	←	für erhöhte Nutzlast		11.0441-5402.2 250028	ATE
318 tds	66	01/95→10/99					
			→			11.0441-3803.2 250010	ATE
320 i	110	01/95→10/99	←			11.0441-5402.2 250028	ATE
323 i	125	09/95→10/99					
325 tds	105	01/95→10/99	→			11.0441-3803.2 250010	ATE
328 i	142	01/95→10/99					
			↓				

	kw			 	! #		
<b>BMW - 3 Touring (E36) 01/95→10/99</b>							
 <b>Bremsschlauch</b>							
316 i	75	01/96→10/99	←		2	24.5103-0430.3 331408	L= 430
318 i	85	07/95→10/99	←				
318 tds	66	01/95→10/99	→	am Bremssattel	2	24.5170-0201.3 331450	L= 201
320 i	110	01/95→10/99	→				
323 i	125	09/95→10/99	→		2	24.5202-0204.3 331402	L= 204
325 tds	105	01/95→10/99	→				
328 i	142	01/95→10/99	→				
<b>BMW - 3 Touring (E46) 10/99→05/05</b>							
 <b>Bremssattel</b>							
316 i	85	06/02→02/05	←	☐		11.9541-9588.2 220420	ATE Ø 54 - Halter
316 i	85	03/02→02/05	←	☐		24.3541-9588.5 240528	ATE Ø 54 - Halter
318 i	85	10/99→09/01	←	☐		24.3541-9588.5 240528	ATE Ø 54 - Halter
318 i	87	10/99→09/01	←	☐		24.3541-9587.5 240527	ATE Ø 54 - Halter
318 i	105	09/01→02/05	→	☐		24.3401-1703.5 240351	ATE Ø 40 - Halter
320 d	100	03/00→09/01	→	☐		24.3401-1704.5 240352	ATE Ø 40 - Halter
320 d	110	09/01→02/05	→	☐		24.3401-1704.5 240352	ATE Ø 40 - Halter
320 i	110	10/99→09/00	→	☐			
320 i	120	09/00→02/05	→	☐			
320 i	125	09/00→02/05	→	☐			
325 i	141	09/00→02/05	→	☐			
325 xi	141	09/00→02/05	→	☐			
328 i	142	10/99→06/00	→	☐			
318 d	85	10/02→03/03	←	☐; nicht für erhöhte Nutzlast		11.9541-9588.2 220420	ATE Ø 54 - Halter
318 d	85	03/03→02/05	←	☐; für erhöhte Nutzlast		24.3541-9588.5 240528	ATE Ø 54 - Halter
			←	☐; für erhöhte Nutzlast		24.3541-9588.5 240528	ATE Ø 54 - Halter
			←	☐; nicht für erhöhte Nutzlast		24.3541-9587.5 240527	ATE Ø 54 - Halter
			←	☐; für erhöhte Nutzlast		24.3541-9587.5 240527	ATE Ø 54 - Halter
			→	☐; nicht für erhöhte Nutzlast		24.3401-1703.5 240351	ATE Ø 40 - Halter
			→	☐; für erhöhte Nutzlast		24.3401-1703.5 240351	ATE Ø 40 - Halter
			→	☐; für erhöhte Nutzlast		24.3401-1704.5 240352	ATE Ø 40 - Halter
			→	☐; nicht für erhöhte Nutzlast		24.3401-1704.5 240352	ATE Ø 40 - Halter
330 d	135	10/99→02/05	←	☐		24.3571-1733.5 240349	ATE Ø 57 - Halter
330 d	150	03/03→02/05	←	☐		24.3571-1734.5 240350	ATE Ø 57 - Halter
330 i	170	06/00→02/05	←	☐		24.3571-1734.5 240350	ATE Ø 57 - Halter
			→	☐		24.3421-1705.5 240353	ATE Ø 42 - Halter
			→	☐		24.3421-1706.5 240354	ATE Ø 42 - Halter
330 xd	135	01/00→03/03	←	☐; 06/00→		24.3571-1733.5 240349	ATE Ø 57 - Halter
			←	☐; 06/00→		24.3571-1734.5 240350	ATE Ø 57 - Halter
			→	☐; 06/00→		11.9401-9952.2 220464	ATE Ø 40 - Halter
			→	☐; 06/00→		24.3401-9951.5 240667	ATE Ø 40 - Halter
330 xd	150	08/02→05/05	←	☐; 03/03→ 02/05		24.3571-1733.5 240349	ATE Ø 57 - Halter
			←	☐; 03/03→ 02/05		24.3571-1734.5 240350	ATE Ø 57 - Halter
			→	☐; 03/03→ 02/05		11.9401-9952.2 220464	ATE Ø 40 - Halter
			→	☐; 03/03→ 02/05		24.3401-9951.5 240667	ATE Ø 40 - Halter
330 xi	170	06/00→02/05	←	☐		24.3571-1733.5 240349	ATE Ø 57 - Halter
			←	☐		24.3571-1734.5 240350	ATE Ø 57 - Halter
			→	☐		11.9401-9952.2 220464	ATE Ø 40 - Halter
			→	☐		24.3401-9951.5 240667	ATE Ø 40 - Halter
<b>Halter, Bremssattel</b>							
316 i	85	06/02→02/05	←		2	11.8170-0729.1 260107	ATE
316 i	85	03/02→02/05	←				
318 i	85	10/99→09/01	←				
318 i	87	10/99→09/01	←				
318 i	105	09/01→02/05	→				
320 d	100	03/00→09/01	→				
320 i	110	10/99→09/00	→				
318 d	85	10/02→03/03	←	nicht für erhöhte Nutzlast	2	11.8170-0729.1 260107	ATE
318 d	85	03/03→02/05	←	für erhöhte Nutzlast	2	11.8170-0730.1 260108	ATE
320 d	110	09/01→02/05	←		2	11.8170-0730.1 260108	ATE
320 i	120	09/00→02/05	←				
320 i	125	09/00→02/05	←				
325 i	141	09/00→02/05	←				
325 xi	141	09/00→02/05	←				
328 i	142	10/99→06/00	←				
↓							

	kW			 	! #		
<b>BMW - 3 Touring (E46) 10/99→05/05</b>							
<b>Feder, Bremssattel</b>							
316 i	85	06/02→02/05			2	11.8116-0109.1 390495	ATE
316 i	85	03/02→02/05				11.8116-0206.1 390593	ATE
318 i	85	10/99→09/01					
318 i	87	10/99→09/01	➔		2	11.8116-0066.1 390577	ATE
318 i	105	09/01→02/05					
320 d	100	03/00→09/01					
320 d	110	09/01→02/05					
320 i	110	10/99→09/00					
320 i	120	09/00→02/05					
320 i	125	09/00→02/05					
325 i	141	09/00→02/05					
325 xi	141	09/00→02/05					
328 i	142	10/99→06/00					
318 d	85	10/02→03/03		für erhöhte Nutzlast	2	11.8116-0109.1 390495	ATE
318 d	85	03/03→02/05		nicht für erhöhte Nutzlast	2	11.8116-0206.1 390593	ATE
			➔	für erhöhte Nutzlast	2	11.8116-0066.1 390577	ATE
			➔	nicht für erhöhte Nutzlast	2	11.8116-0066.1 390577	ATE
330 d	135	10/99→02/05			2	11.8116-0273.1 390515	ATE
330 d	150	03/03→02/05	➔		2	11.8116-0296.1 390445	ATE
330 i	170	06/00→02/05					
330 xd	135	01/00→03/03		06/00→	2	11.8116-0094.1 390504	ATE
						11.8116-0273.1 390515	ATE
330 xd	150	08/02→05/05		03/03→ 02/05	2	11.8116-0094.1 390504	ATE
						11.8116-0273.1 390515	ATE
330 xi	170	06/00→02/05			2	11.8116-0094.1 390504	ATE
						11.8116-0273.1 390515	ATE
<b>Führungshülzensatz, Bremssattel</b>							
316 i	85	06/02→02/05	←			11.0101-5402.2 260009	ATE
316 i	85	03/02→02/05					
318 i	85	10/99→09/01	➔			11.0101-5402.2 260009	ATE
318 i	87	10/99→09/01					
318 i	105	09/01→02/05					
320 d	100	03/00→09/01					
320 d	110	09/01→02/05					
320 i	110	10/99→09/00					
320 i	120	09/00→02/05					
320 i	125	09/00→02/05					
325 i	141	09/00→02/05					
325 xi	141	09/00→02/05					
328 i	142	10/99→06/00					
330 d	135	10/99→02/05					
330 d	150	03/03→02/05					
330 i	170	06/00→02/05					
330 xi	170	06/00→02/05					
318 d	85	10/02→03/03	←	nicht für erhöhte Nutzlast		11.0101-5402.2 260009	ATE
318 d	85	03/03→02/05	←	für erhöhte Nutzlast		11.0101-5402.2 260009	ATE
			➔	nicht für erhöhte Nutzlast		11.0101-5402.2 260009	ATE
			➔	für erhöhte Nutzlast		11.0101-5402.2 260009	ATE
330 xd	135	01/00→03/03	←	06/00→		11.0101-5402.2 260009	ATE
			➔	06/00→		11.0101-5402.2 260009	ATE
330 xd	150	08/02→05/05	←	03/03→ 02/05		11.0101-5402.2 260009	ATE
			➔	03/03→ 02/05		11.0101-5402.2 260009	ATE
<b>Führungsbolzen, Bremssattel</b>							
316 i	85	06/02→02/05				11.8171-0008.1 990049	ATE
316 i	85	03/02→02/05					
318 i	85	10/99→09/01					
318 i	87	10/99→09/01					
318 i	105	09/01→02/05					
320 d	100	03/00→09/01					
320 d	110	09/01→02/05					
320 i	110	10/99→09/00					
320 i	120	09/00→02/05					
320 i	125	09/00→02/05					
325 i	141	09/00→02/05					
325 xi	141	09/00→02/05					
328 i	142	10/99→06/00					
330 xi	170	06/00→02/05					
318 d	85	10/02→03/03		für erhöhte Nutzlast		11.8171-0008.1 990049	ATE
318 d	85	03/03→02/05		nicht für erhöhte Nutzlast		11.8171-0008.1 990049	ATE
↓							

**BMW - 3 Touring (E46) 10/99→05/05**

**Führungsbolzen, Bremsattel**

330 d	135	10/99→02/05				<b>11.8171-0008.1</b>	<b>990049</b>	ATE
330 d	150	03/03→02/05	➔			<b>11.8171-0008.1</b>	<b>990049</b>	ATE
330 i	170	06/00→02/05						
330 xd	135	01/00→03/03		06/00→		<b>11.8171-0008.1</b>	<b>990049</b>	ATE
330 xd	150	08/02→05/05		03/03→ 02/05		<b>11.8171-0008.1</b>	<b>990049</b>	ATE

**Dichtungssatz, Bremsattel**

316 i	85	06/02→02/05	←			<b>11.0441-5402.2</b>	<b>250028</b>	ATE
316 i	85	03/02→02/05						
318 i	85	10/99→09/01	➔			<b>11.0441-4002.2</b>	<b>250011</b>	ATE
318 i	87	10/99→09/01						
318 i	105	09/01→02/05						
320 d	100	03/00→09/01						
320 d	110	09/01→02/05						
320 i	110	10/99→09/00						
320 i	120	09/00→02/05						
320 i	125	09/00→02/05						
325 i	141	09/00→02/05						
325 xi	141	09/00→02/05						
328 i	142	10/99→06/00						
318 d	85	10/02→03/03	←	für erhöhte Nutzlast		<b>11.0441-5402.2</b>	<b>250028</b>	ATE
318 d	85	03/03→02/05	←	nicht für erhöhte Nutzlast		<b>11.0441-5402.2</b>	<b>250028</b>	ATE
			➔	nicht für erhöhte Nutzlast		<b>11.0441-4002.2</b>	<b>250011</b>	ATE
			➔	für erhöhte Nutzlast		<b>11.0441-4002.2</b>	<b>250011</b>	ATE









**Bremsschlauch**

316 i	85	06/02→02/05	←		2	<b>83.6152-0406.3</b>	<b>330789</b>	L= 405
316 i	85	03/02→02/05						
318 d	85	10/02→03/03	➔		2	<b>24.5169-0458.3</b>	<b>331429</b>	L= 458
318 d	85	03/03→02/05						
318 i	85	10/99→09/01						
318 i	87	10/99→09/01						
318 i	105	09/01→02/05						
320 d	100	03/00→09/01						
320 d	110	09/01→02/05						
320 i	110	10/99→09/00						
320 i	120	09/00→02/05						
320 i	125	09/00→02/05						
325 i	141	09/00→02/05						
328 i	142	10/99→06/00						
330 d	135	10/99→02/05						
330 d	150	03/03→02/05						
330 i	170	06/00→02/05						
325 xi	141	09/00→02/05	➔		2	<b>24.5169-0458.3</b>	<b>331429</b>	L= 458
330 xi	170	06/00→02/05						
330 xd	135	01/00→03/03	➔	06/00→	2	<b>24.5169-0458.3</b>	<b>331429</b>	L= 458
330 xd	150	08/02→05/05	➔	03/03→ 02/05	2	<b>24.5169-0458.3</b>	<b>331429</b>	L= 458

**BMW - 3 Touring (E91) 12/04→06/12**









**Bremsattel**








316 d	85	09/09→06/12	←	☐; → 05/12		<b>24.3541-9521.5</b>	<b>240723</b>	ATE Ø 54 - Halter
			←	☐; → 05/12		<b>24.3541-9522.5</b>	<b>240724</b>	ATE Ø 54 - Halter
			➔	☐; → 05/12		<b>11.9421-9911.2</b>	<b>220825</b>	ATE Ø 42 - Halter
			➔	☐; → 05/12		<b>11.9421-9912.2</b>	<b>220826</b>	ATE Ø 42 - Halter
316 i	90	05/08→05/12	←	☐		<b>24.3541-9521.5</b>	<b>240723</b>	ATE Ø 54 - Halter
			←	☐		<b>24.3541-9522.5</b>	<b>240724</b>	ATE Ø 54 - Halter
			➔	☐		<b>11.9421-9911.2</b>	<b>220825</b>	ATE Ø 42 - Halter
			➔	☐		<b>11.9421-9912.2</b>	<b>220826</b>	ATE Ø 42 - Halter
318 d	90	09/05→06/12	←	☐; → 08/07		<b>11.9571-9753.2</b>	<b>220929</b>	ATE Ø 57 - Halter
			←	☐; → 08/07		<b>11.9571-9754.2</b>	<b>220930</b>	ATE Ø 57 - Halter
			➔	☐; → 08/07		<b>11.9421-9911.2</b>	<b>220825</b>	ATE Ø 42 - Halter
			➔	☐; → 08/07		<b>11.9421-9912.2</b>	<b>220826</b>	ATE Ø 42 - Halter
318 d	100	07/07→06/12	←	☐; 09/07→ 05/12		<b>11.9571-9753.2</b>	<b>220929</b>	ATE Ø 57 - Halter
			←	☐; 09/07→ 05/12		<b>11.9571-9754.2</b>	<b>220930</b>	ATE Ø 57 - Halter
			➔	☐; 09/07→ 05/12		<b>11.9421-9911.2</b>	<b>220825</b>	ATE Ø 42 - Halter
			➔	☐; 09/07→ 05/12		<b>11.9421-9912.2</b>	<b>220826</b>	ATE Ø 42 - Halter
318 d	105	09/07→06/12	←	☐; → 05/12		<b>11.9571-9753.2</b>	<b>220929</b>	ATE Ø 57 - Halter
↓								

	kw			 	! #		
<b>BMW - 3 Touring (E91) 12/04→06/12</b>							
 <b>Bremssattel</b>							
318 d	105	09/07→06/12	←	☐; → 05/12	11.9571-9754.2	220930	ATE Ø 57 - Halter
			→	☐; → 05/12	11.9421-9911.2	220825	ATE Ø 42 - Halter
			→	☐; → 05/12	11.9421-9912.2	220826	ATE Ø 42 - Halter
318 i	95	01/06→08/07	←	☐; Motorcode: N46	11.9571-9753.2	220929	ATE Ø 57 - Halter
			←	☐; 03/07→; Motorcode: N46N	11.9571-9753.2	220929	ATE Ø 57 - Halter
			←	☐; 03/07→; Motorcode: N46N	11.9571-9754.2	220930	ATE Ø 57 - Halter
			←	☐; Motorcode: N46	11.9571-9754.2	220930	ATE Ø 57 - Halter
			→	☐	11.9421-9911.2	220825	ATE Ø 42 - Halter
			→	☐	11.9421-9912.2	220826	ATE Ø 42 - Halter
			→	☐	11.9421-9912.2	220826	ATE Ø 42 - Halter
318 i	100	09/07→03/12	←	☐; → 02/08; nicht für erhöhte Nutzlast	11.9571-9753.2	220929	ATE Ø 57 - Halter
			←	☐; für erhöhte Nutzlast	11.9571-9753.2	220929	ATE Ø 57 - Halter
			←	☐; → 02/08; nicht für erhöhte Nutzlast	11.9571-9754.2	220930	ATE Ø 57 - Halter
			←	☐; für erhöhte Nutzlast	11.9571-9754.2	220930	ATE Ø 57 - Halter
			←	☐; 03/08→; nicht für erhöhte Nutzlast	24.3541-9521.5	240723	ATE Ø 54 - Halter
			←	☐; 03/08→; nicht für erhöhte Nutzlast	24.3541-9522.5	240724	ATE Ø 54 - Halter
			→	☐	11.9421-9911.2	220825	ATE Ø 42 - Halter
			→	☐	11.9421-9912.2	220826	ATE Ø 42 - Halter
			→	☐	11.9421-9912.2	220826	ATE Ø 42 - Halter
318 i	105	05/07→05/12	←	☐; 09/07→; für erhöhte Nutzlast	11.9571-9753.2	220929	ATE Ø 57 - Halter
			←	☐; 09/07→ 02/08; nicht für erhöhte Nutzlast	11.9571-9753.2	220929	ATE Ø 57 - Halter
			←	☐; 09/07→; für erhöhte Nutzlast	11.9571-9754.2	220930	ATE Ø 57 - Halter
			←	☐; 09/07→ 02/08; nicht für erhöhte Nutzlast	11.9571-9754.2	220930	ATE Ø 57 - Halter
			←	☐; 03/08→; nicht für erhöhte Nutzlast	24.3541-9521.5	240723	ATE Ø 54 - Halter
			←	☐; 03/08→; nicht für erhöhte Nutzlast	24.3541-9522.5	240724	ATE Ø 54 - Halter
			→	☐; 09/07→	11.9421-9911.2	220825	ATE Ø 42 - Halter
			→	☐; 09/07→	11.9421-9912.2	220826	ATE Ø 42 - Halter
			→	☐; 09/07→	11.9421-9912.2	220826	ATE Ø 42 - Halter
320 d 320 d	110 120	12/04→08/07 12/04→08/07	←	☐; 06/05→; nicht für Behördenfahrzeuge	11.9571-9753.2	220929	ATE Ø 57 - Halter
			←	☐; 06/05→; nicht für Behördenfahrzeuge	11.9571-9754.2	220930	ATE Ø 57 - Halter
			→	☐; 06/05→; nicht für Behördenfahrzeuge	11.9421-9911.2	220825	ATE Ø 42 - Halter
			→	☐; 06/05→; nicht für Behördenfahrzeuge	11.9421-9912.2	220826	ATE Ø 42 - Halter
			→	☐; 06/05→; für Behördenfahrzeuge	24.3441-9957.5	240671	ATE Ø 44 - Halter
			→	☐; 06/05→; für Behördenfahrzeuge	24.3441-9958.5	240672	ATE Ø 44 - Halter
320 d 320 d	130 145	02/07→02/10 02/07→02/10	←	☐; 09/07→; nicht für Behördenfahrzeuge	11.9571-9753.2	220929	ATE Ø 57 - Halter
			←	☐; 09/07→; nicht für Behördenfahrzeuge	11.9571-9754.2	220930	ATE Ø 57 - Halter
			→	☐; 09/07→; nicht für Behördenfahrzeuge	11.9421-9911.2	220825	ATE Ø 42 - Halter
			→	☐; 09/07→; nicht für Behördenfahrzeuge	11.9421-9912.2	220826	ATE Ø 42 - Halter
			→	☐; 09/07→; für Behördenfahrzeuge	24.3441-9957.5	240671	ATE Ø 44 - Halter
			→	☐; 09/07→; für Behördenfahrzeuge	24.3441-9958.5	240672	ATE Ø 44 - Halter
320 d 320 d 320 d xDrive 320 d xDrive 320 d xDrive 320 d xDrive	135 147 130 135 145 147	03/10→05/12 03/10→05/12 02/08→02/10 03/10→05/12 02/08→02/10 03/10→05/12	←	☐; nicht für Behördenfahrzeuge	11.9571-9753.2	220929	ATE Ø 57 - Halter
			←	☐; nicht für Behördenfahrzeuge	11.9571-9754.2	220930	ATE Ø 57 - Halter
			→	☐; nicht für Behördenfahrzeuge	11.9421-9911.2	220825	ATE Ø 42 - Halter
			→	☐; nicht für Behördenfahrzeuge	11.9421-9912.2	220826	ATE Ø 42 - Halter
			→	☐; für Behördenfahrzeuge	24.3441-9957.5	240671	ATE Ø 44 - Halter
			→	☐; für Behördenfahrzeuge	24.3441-9958.5	240672	ATE Ø 44 - Halter
			→	☐; für Behördenfahrzeuge	24.3441-9958.5	240672	ATE Ø 44 - Halter
320 d xDrive	120	07/09→06/12	←	☐; nicht für Behördenfahrzeuge; → 05/12	11.9571-9753.2	220929	ATE Ø 57 - Halter
			←	☐; nicht für Behördenfahrzeuge; → 05/12	11.9571-9754.2	220930	ATE Ø 57 - Halter
			→	☐; nicht für Behördenfahrzeuge; → 05/12	11.9421-9911.2	220825	ATE Ø 42 - Halter
			→	☐; nicht für Behördenfahrzeuge; → 05/12	11.9421-9912.2	220826	ATE Ø 42 - Halter
			→	☐; für Behördenfahrzeuge; → 05/12	24.3441-9957.5	240671	ATE Ø 44 - Halter
			→	☐; für Behördenfahrzeuge; → 05/12	24.3441-9958.5	240672	ATE Ø 44 - Halter
320 i ↓	110	09/05→06/12	←	☐; → 05/12; Motorcode: N46	11.9571-9753.2	220929	ATE Ø 57 - Halter


























	kw			 	! #			
<b>BMW - 3 Touring (E91) 12/04→06/12</b>								
<b> Bremssattel</b>								
320 i	110	09/05→06/12	←	☐; → 05/12; Motorcode: N46N	11.9571-9753.2	220929	ATE Ø 57 - Halter	
			←	☐; → 05/12; Motorcode: N46N	11.9571-9754.2	220930	ATE Ø 57 - Halter	
			←	☐; → 05/12; Motorcode: N46	11.9571-9754.2	220930	ATE Ø 57 - Halter	
			→	☐; → 08/07	11.9421-9911.2	220825	ATE Ø 42 - Halter	
			→	☐; → 08/07	11.9421-9912.2	220826	ATE Ø 42 - Halter	
320 i 320 i	120 125	02/07→05/12 02/07→05/12	←	☐; 09/07→	11.9571-9753.2	220929	ATE Ø 57 - Halter	
			←	☐; 09/07→	11.9571-9754.2	220930	ATE Ø 57 - Halter	
			→	☐; 09/07→	11.9421-9911.2	220825	ATE Ø 42 - Halter	
			→	☐; 09/07→	11.9421-9912.2	220826	ATE Ø 42 - Halter	
323 i	130	04/06→06/07	←	☐; 09/06→	11.9571-9753.2	220929	ATE Ø 57 - Halter	
			←	☐; 09/06→	11.9571-9754.2	220930	ATE Ø 57 - Halter	
			→	☐; 09/06→	11.9421-9911.2	220825	ATE Ø 42 - Halter	
			→	☐; 09/06→	11.9421-9912.2	220826	ATE Ø 42 - Halter	
323 i	140	09/06→07/08	←	☐	11.9571-9753.2	220929	ATE Ø 57 - Halter	
			←	☐	11.9571-9754.2	220930	ATE Ø 57 - Halter	
			→	☐	11.9421-9911.2	220825	ATE Ø 42 - Halter	
			→	☐	11.9421-9912.2	220826	ATE Ø 42 - Halter	
325 d 325 d 330 d xDrive 330 i 330 i xDrive 330 xd 330 xi 335 d	145 150 180 200 200 170 200 210	09/06→06/12 02/10→06/12 01/09→06/12 09/07→06/12 09/07→06/12 09/05→06/12 09/07→06/12 09/06→06/12	→	☐; → 05/12	24.3441-9957.5	240671	ATE Ø 44 - Halter	
			→	☐; → 05/12	24.3441-9958.5	240672	ATE Ø 44 - Halter	
			→	☐; → 05/12				
			→	☐; → 05/12				
			→	☐; → 05/12				
			→	☐; → 05/12				
325 i 325 i	155 160	12/04→12/10 12/04→12/10	←	☐; 06/05→; Motorcode: N52N/N53; nicht für erhöhte Nutzlast	11.9571-9753.2	220929	ATE Ø 57 - Halter	
			←	☐; 06/05→; Motorcode: N52N/N53; nicht für erhöhte Nutzlast	11.9571-9754.2	220930	ATE Ø 57 - Halter	
			→	☐; 06/05→; nicht für erhöhte Nutzlast	11.9421-9911.2	220825	ATE Ø 42 - Halter	
			→	☐; 06/05→; nicht für erhöhte Nutzlast	11.9421-9912.2	220826	ATE Ø 42 - Halter	
			→	☐; 06/05→; für erhöhte Nutzlast	24.3441-9957.5	240671	ATE Ø 44 - Halter	
			→	☐; 06/05→; für erhöhte Nutzlast	24.3441-9958.5	240672	ATE Ø 44 - Halter	
325 i	155	09/07→06/12	←	☐; 01/12→ 05/12; nicht für erhöhte Nutzlast	11.9571-9753.2	220929	ATE Ø 57 - Halter	
			←	☐; 01/12→ 05/12; nicht für erhöhte Nutzlast	11.9571-9754.2	220930	ATE Ø 57 - Halter	
			→	☐; 01/12→ 05/12; nicht für erhöhte Nutzlast	11.9421-9911.2	220825	ATE Ø 42 - Halter	
			→	☐; 01/12→ 05/12; nicht für erhöhte Nutzlast	11.9421-9912.2	220826	ATE Ø 42 - Halter	
			→	☐; 01/12→ 05/12; für erhöhte Nutzlast	24.3441-9957.5	240671	ATE Ø 44 - Halter	
			→	☐; 01/12→ 05/12; für erhöhte Nutzlast	24.3441-9958.5	240672	ATE Ø 44 - Halter	
325 i	160	09/07→06/12	←	☐; → 05/12; Motorcode: N52N/N53; nicht für erhöhte Nutzlast	11.9571-9753.2	220929	ATE Ø 57 - Halter	
			←	☐; → 05/12; Motorcode: N52N/N53; nicht für erhöhte Nutzlast	11.9571-9754.2	220930	ATE Ø 57 - Halter	
			→	☐; → 05/12; nicht für erhöhte Nutzlast	11.9421-9911.2	220825	ATE Ø 42 - Halter	
			→	☐; → 05/12; nicht für erhöhte Nutzlast	11.9421-9912.2	220826	ATE Ø 42 - Halter	
			→	☐; → 05/12; für erhöhte Nutzlast	24.3441-9957.5	240671	ATE Ø 44 - Halter	
			→	☐; → 05/12; für erhöhte Nutzlast	24.3441-9958.5	240672	ATE Ø 44 - Halter	
325 i xDrive 325 xi	160 160	09/07→06/12 09/07→06/12	→	☐; → 05/12; Motorcode: N52/N53	24.3441-9957.5	240671	ATE Ø 44 - Halter	
			→	☐; → 05/12; Motorcode: N52/N53	24.3441-9958.5	240672	ATE Ø 44 - Halter	
325 xi	160	09/05→08/11	←	☐; → 08/07; Motorcode: N52N; nicht für erhöhte Nutzlast	11.9571-9753.2	220929	ATE Ø 57 - Halter	
			←	☐; → 08/07; Motorcode: N52N; nicht für erhöhte Nutzlast	11.9571-9754.2	220930	ATE Ø 57 - Halter	
			→	☐; → 08/07; Motorcode: N52N; nicht für erhöhte Nutzlast	11.9421-9911.2	220825	ATE Ø 42 - Halter	
			→	☐; → 08/07; Motorcode: N52N; nicht für erhöhte Nutzlast	11.9421-9912.2	220826	ATE Ø 42 - Halter	
↓								








	kW			 	! #		
<b>BMW - 3 Touring (E91) 12/04→06/12</b>							
<b>Bremssattel</b>							
325 xi	160	09/05→08/11	➔	☐; → 08/07; Motorcode: N52N; für erhöhte Nutzlast		24.3441-9957.5 240671	ATE Ø 44 - Halter
			➔	☐; Motorcode: N52/N53		24.3441-9957.5 240671	ATE Ø 44 - Halter
			➔	☐; → 08/07; Motorcode: N52N; für erhöhte Nutzlast		24.3441-9958.5 240672	ATE Ø 44 - Halter
			➔	☐; Motorcode: N52/N53		24.3441-9958.5 240672	ATE Ø 44 - Halter
330 d 330 d	155 170	12/04→05/12 12/04→08/08	➔	☐; 06/05→		24.3441-9957.5 240671	ATE Ø 44 - Halter
			➔	☐; 06/05→		24.3441-9958.5 240672	ATE Ø 44 - Halter
330 d	180	02/08→05/12	➔	☐; 09/08→		24.3441-9957.5 240671	ATE Ø 44 - Halter
			➔	☐; 09/08→		24.3441-9958.5 240672	ATE Ø 44 - Halter
330 i 330 xi 335 i xDrive 335 i xDrive	190 190 225 240	09/05→08/07 09/05→08/07 05/08→05/12 05/08→05/12	➔	☐		24.3441-9957.5 240671	ATE Ø 44 - Halter
			➔	☐		24.3441-9958.5 240672	ATE Ø 44 - Halter
335 i 335 i	225 240	03/06→05/12 03/06→05/12	➔	☐; 09/06→		24.3441-9957.5 240671	ATE Ø 44 - Halter
			➔	☐; 09/06→		24.3441-9958.5 240672	ATE Ø 44 - Halter
335 xi 335 xi	225 240	09/06→08/08 09/06→08/08	➔	☐; 03/07→		24.3441-9957.5 240671	ATE Ø 44 - Halter
			➔	☐; 03/07→		24.3441-9958.5 240672	ATE Ø 44 - Halter
<b>Halter, Bremssattel</b>							
316 d 318 d	85 105	09/09→06/12 09/07→06/12	➔	→ 05/12	2	11.8170-0755.1 260119	ATE
316 i 318 i 318 i 323 i	90 95 100 140	05/08→05/12 01/06→08/07 09/07→03/12 09/06→07/08	➔		2	11.8170-0755.1 260119	ATE
318 d 320 i	90 110	09/05→06/12 09/05→06/12	➔	→ 08/07	2	11.8170-0755.1 260119	ATE
318 d	100	07/07→06/12	➔	09/07→ 05/12	2	11.8170-0755.1 260119	ATE
318 i 320 i 320 i	105 120 125	05/07→05/12 02/07→05/12 02/07→05/12	➔	09/07→	2	11.8170-0755.1 260119	ATE
320 d 320 d	110 120	12/04→08/07 12/04→08/07	➔	06/05→; nicht für Behördenfahrzeuge	2	11.8170-0755.1 260119	ATE
320 d 320 d	130 145	02/07→02/10 02/07→02/10	➔	09/07→; nicht für Behördenfahrzeuge	2	11.8170-0755.1 260119	ATE
320 d 320 d 320 d xDrive 320 d xDrive 320 d xDrive 320 d xDrive	135 147 130 135 145 147	03/10→05/12 03/10→05/12 02/08→02/10 03/10→05/12 02/08→02/10 03/10→05/12	➔	nicht für Behördenfahrzeuge	2	11.8170-0755.1 260119	ATE
320 d xDrive	120	07/09→06/12	➔	nicht für Behördenfahrzeuge; → 05/12	2	11.8170-0755.1 260119	ATE
323 i	130	04/06→06/07	➔	09/06→	2	11.8170-0755.1 260119	ATE
325 i 325 i	155 160	12/04→12/10 12/04→12/10	➔	06/05→; nicht für erhöhte Nutzlast	2	11.8170-0755.1 260119	ATE
325 i	155	09/07→06/12	➔	01/12→ 05/12; nicht für erhöhte Nutzlast	2	11.8170-0755.1 260119	ATE
325 i	160	09/07→06/12	➔	→ 05/12; nicht für erhöhte Nutzlast	2	11.8170-0755.1 260119	ATE
325 xi	160	09/05→08/11	➔	→ 08/07; Motorcode: N52N; nicht für erhöhte Nutzlast	2	11.8170-0755.1 260119	ATE
<b>Feder, Bremssattel</b>							
316 d 318 d	85 105	09/09→06/12 09/07→06/12		→ 05/12	2	11.8116-0339.2 390528	ATE
			➔	→ 05/12	2	11.8116-0066.1 390577	ATE
316 i 323 i	90 140	05/08→05/12 09/06→07/08	➔		2	11.8116-0339.2 390528	ATE
			➔		2	11.8116-0066.1 390577	ATE
318 d	90	09/05→06/12		→ 08/07	2	11.8116-0339.2 390528	ATE
			➔	→ 08/07	2	11.8116-0066.1 390577	ATE
318 d	100	07/07→06/12		09/07→ 05/12	2	11.8116-0339.2 390528	ATE
			➔	09/07→ 05/12	2	11.8116-0066.1 390577	ATE
318 i	95	01/06→08/07		Motorcode: N46	2	11.8116-0339.2 390528	ATE
				03/07→; Motorcode: N46N	2	11.8116-0339.2 390528	ATE
			➔		2	11.8116-0066.1 390577	ATE
318 i	100	09/07→03/12		für erhöhte Nutzlast	2	11.8116-0339.2 390528	ATE
				→ 02/08; nicht für erhöhte Nutzlast	2	11.8116-0339.2 390528	ATE
				03/08→; nicht für erhöhte Nutzlast	2	11.8116-0339.2 390528	ATE
↓							



	kw			 	! #					
<b>BMW - 3 Touring (E91) 12/04→06/12</b>										
<b>Feder, Bremsattel</b>										
318 i	100	09/07→03/12	➡		2	11.8116-0066.1 390577	ATE			
318 i	105	05/07→05/12		09/07→; für erhöhte Nutzlast	2	11.8116-0339.2 390528	ATE			
				03/08→; nicht für erhöhte Nutzlast	2	11.8116-0339.2 390528	ATE			
				09/07→ 02/08; nicht für erhöhte Nutzlast	2	11.8116-0339.2 390528	ATE			
			➡	09/07→	2	11.8116-0066.1 390577	ATE			
320 d 320 d	110 120	12/04→08/07 12/04→08/07		06/05→; für Behördenfahrzeuge	2	11.8116-0339.2 390528	ATE			
				06/05→; nicht für Behördenfahrzeuge	2	11.8116-0339.2 390528	ATE			
			➡	06/05→; nicht für Behördenfahrzeuge	2	11.8116-0066.1 390577	ATE			
			➡	06/05→; für Behördenfahrzeuge	2	11.8116-0296.1 390445	ATE			
320 d 320 d	130 145	02/07→02/10 02/07→02/10		09/07→; nicht für Behördenfahrzeuge	2	11.8116-0339.2 390528	ATE			
				09/07→; für Behördenfahrzeuge	2	11.8116-0339.2 390528	ATE			
			➡	09/07→; nicht für Behördenfahrzeuge	2	11.8116-0066.1 390577	ATE			
			➡	09/07→; für Behördenfahrzeuge	2	11.8116-0296.1 390445	ATE			
320 d 320 d 320 d xDrive 320 d xDrive 320 d xDrive 320 d xDrive	135 147 130 135 145 147	03/10→05/12 03/10→05/12 02/08→02/10 03/10→05/12 02/08→02/10 03/10→05/12		nicht für Behördenfahrzeuge	2	11.8116-0339.2 390528	ATE			
				für Behördenfahrzeuge	2	11.8116-0339.2 390528	ATE			
			➡	nicht für Behördenfahrzeuge	2	11.8116-0066.1 390577	ATE			
			➡	für Behördenfahrzeuge	2	11.8116-0296.1 390445	ATE			
			320 d xDrive	120	07/09→06/12		→ 05/12; nicht für Behördenfahrzeuge	2	11.8116-0339.2 390528	ATE
							für Behördenfahrzeuge; → 05/12	2	11.8116-0339.2 390528	ATE
➡	nicht für Behördenfahrzeuge; → 05/12	2				11.8116-0066.1 390577	ATE			
➡	für Behördenfahrzeuge; → 05/12	2				11.8116-0296.1 390445	ATE			
320 i	110	09/05→06/12		→ 05/12; Motorcode: N46	2	11.8116-0339.2 390528	ATE			
				→ 05/12; Motorcode: N46N	2	11.8116-0339.2 390528	ATE			
			➡	→ 08/07	2	11.8116-0066.1 390577	ATE			
320 i 320 i	120 125	02/07→05/12 02/07→05/12		09/07→	2	11.8116-0339.2 390528	ATE			
			➡	09/07→	2	11.8116-0066.1 390577	ATE			
323 i	130	04/06→06/07		09/06→	2	11.8116-0339.2 390528	ATE			
			➡	09/06→	2	11.8116-0066.1 390577	ATE			
325 d 325 d	145 150	09/06→06/12 02/10→06/12		→ 05/12; für Behördenfahrzeuge	2	11.8116-0315.2 390447	ATE			
				→ 05/12; nicht für Behördenfahrzeuge	2	11.8116-0339.2 390528	ATE			
			➡	→ 05/12	2	11.8116-0296.1 390445	ATE			
325 i 325 i	155 160	12/04→12/10 12/04→12/10		06/05→; Motorcode: N52N/N53; nicht für erhöhte Nutzlast	2	11.8116-0339.2 390528	ATE			
				06/05→; für erhöhte Nutzlast	2	11.8116-0339.2 390528	ATE			
			➡	06/05→; nicht für erhöhte Nutzlast	2	11.8116-0066.1 390577	ATE			
			➡	06/05→; für erhöhte Nutzlast	2	11.8116-0296.1 390445	ATE			
325 i	155	09/07→06/12		01/12→ 05/12; für erhöhte Nutzlast	2	11.8116-0339.2 390528	ATE			
				01/12→ 05/12; nicht für erhöhte Nutzlast	2	11.8116-0339.2 390528	ATE			
			➡	01/12→ 05/12; nicht für erhöhte Nutzlast	2	11.8116-0066.1 390577	ATE			
			➡	01/12→ 05/12; für erhöhte Nutzlast	2	11.8116-0296.1 390445	ATE			
325 i	160	09/07→06/12		→ 05/12; für erhöhte Nutzlast	2	11.8116-0339.2 390528	ATE			
				→ 05/12; Motorcode: N52N/N53; nicht für erhöhte Nutzlast	2	11.8116-0339.2 390528	ATE			
			➡	→ 05/12; nicht für erhöhte Nutzlast	2	11.8116-0066.1 390577	ATE			
			➡	→ 05/12; für erhöhte Nutzlast	2	11.8116-0296.1 390445	ATE			
325 i xDrive 325 xi	160 160	09/07→06/12 09/07→06/12		→ 05/12; Motorcode: N52/N53	2	11.8116-0339.2 390528	ATE			
			➡	→ 05/12; Motorcode: N52/N53	2	11.8116-0296.1 390445	ATE			
325 xi	160	09/05→08/11		→ 08/07; Motorcode: N52N; nicht für erhöhte Nutzlast	2	11.8116-0339.2 390528	ATE			
				Motorcode: N52/N53	2	11.8116-0339.2 390528	ATE			
				→ 08/07; Motorcode: N52N; für erhöhte Nutzlast	2	11.8116-0339.2 390528	ATE			
			➡	→ 08/07; Motorcode: N52N; nicht für erhöhte Nutzlast	2	11.8116-0066.1 390577	ATE			
			➡	Motorcode: N52/N53	2	11.8116-0296.1 390445	ATE			
			➡	→ 08/07; Motorcode: N52N; für erhöhte Nutzlast	2	11.8116-0296.1 390445	ATE			
330 d 330 d	155 170	12/04→05/12 12/04→08/08		09/07→	2	11.8116-0315.2 390447	ATE			
				06/05→ 08/07	2	11.8116-0339.2 390528	ATE			
↓										








	kW			 	! #		
<b>BMW - 3 Touring (E91) 12/04→06/12</b>							
<b>Feder, Bremsattel</b>							
330 d	155	12/04→05/12	➡	06/05→	2	11.8116-0296.1 390445	ATE
330 d	170	12/04→08/08					
330 d	180	02/08→05/12		09/08→; für erhöhte Nutzlast	2	11.8116-0315.2 390447	ATE
				09/08→; nicht für erhöhte Nutzlast	2	11.8116-0339.2 390528	ATE
			➡	09/08→	2	11.8116-0296.1 390445	ATE
330 d xDrive	180	01/09→06/12		→ 05/12	2	11.8116-0315.2 390447	ATE
330 i	200	09/07→06/12	➡	→ 05/12	2	11.8116-0296.1 390445	ATE
330 i xDrive	200	09/07→06/12					
330 xi	200	09/07→06/12					
335 d	210	09/06→06/12					
330 i	190	09/05→08/07			2	11.8116-0339.2 390528	ATE
330 xi	190	09/05→08/07	➡		2	11.8116-0296.1 390445	ATE
330 xd	170	09/05→06/12		09/07→ 05/12	2	11.8116-0315.2 390447	ATE
				→ 08/07	2	11.8116-0339.2 390528	ATE
			➡	→ 05/12	2	11.8116-0296.1 390445	ATE
335 i	225	03/06→05/12		09/06→	2	11.8116-0315.2 390447	ATE
335 i	240	03/06→05/12	➡	09/06→	2	11.8116-0296.1 390445	ATE
335 i xDrive	225	05/08→05/12			2	11.8116-0315.2 390447	ATE
335 i xDrive	240	05/08→05/12	➡		2	11.8116-0296.1 390445	ATE
335 xi	225	09/06→08/08		03/07→	2	11.8116-0315.2 390447	ATE
335 xi	240	09/06→08/08	➡	03/07→	2	11.8116-0296.1 390445	ATE
<b>Führungshülzensatz, Bremsattel</b>							
316 d	85	09/09→06/12	←	→ 05/12		11.0101-5402.2 260009	ATE
318 d	105	09/07→06/12	➡	→ 05/12		11.0101-5402.2 260009	ATE
316 i	90	05/08→05/12	←			11.0101-5402.2 260009	ATE
323 i	140	09/06→07/08					
330 i	190	09/05→08/07	➡			11.0101-5402.2 260009	ATE
330 xi	190	09/05→08/07					
318 d	90	09/05→06/12	←	→ 08/07		11.0101-5402.2 260009	ATE
			➡	→ 08/07		11.0101-5402.2 260009	ATE
318 d	100	07/07→06/12	←	09/07→ 05/12		11.0101-5402.2 260009	ATE
			➡	09/07→ 05/12		11.0101-5402.2 260009	ATE
318 i	95	01/06→08/07	←	03/07→; Motorcode: N46N		11.0101-5402.2 260009	ATE
			←	Motorcode: N46		11.0101-5402.2 260009	ATE
			➡			11.0101-5402.2 260009	ATE
318 i	100	09/07→03/12	←	für erhöhte Nutzlast		11.0101-5402.2 260009	ATE
			←	→ 02/08; nicht für erhöhte Nutzlast		11.0101-5402.2 260009	ATE
			←	03/08→; nicht für erhöhte Nutzlast		11.0101-5402.2 260009	ATE
			➡			11.0101-5402.2 260009	ATE
318 i	105	05/07→05/12	←	09/07→ 02/08; nicht für erhöhte Nutzlast		11.0101-5402.2 260009	ATE
			←	03/08→; nicht für erhöhte Nutzlast		11.0101-5402.2 260009	ATE
			←	09/07→; für erhöhte Nutzlast		11.0101-5402.2 260009	ATE
			➡	09/07→		11.0101-5402.2 260009	ATE
320 d	110	12/04→08/07	←	06/05→; nicht für Behördenfahrzeuge		11.0101-5402.2 260009	ATE
320 d	120	12/04→08/07	←	06/05→; für Behördenfahrzeuge		11.0101-5402.2 260009	ATE
			➡	06/05→; für Behördenfahrzeuge		11.0101-5402.2 260009	ATE
			➡	06/05→; nicht für Behördenfahrzeuge		11.0101-5402.2 260009	ATE
320 d	130	02/07→02/10	←	09/07→; nicht für Behördenfahrzeuge		11.0101-5402.2 260009	ATE
320 d	145	02/07→02/10	←	09/07→; für Behördenfahrzeuge		11.0101-5402.2 260009	ATE
			➡	09/07→; für Behördenfahrzeuge		11.0101-5402.2 260009	ATE
			➡	09/07→; nicht für Behördenfahrzeuge		11.0101-5402.2 260009	ATE
320 d	135	03/10→05/12	←	für Behördenfahrzeuge		11.0101-5402.2 260009	ATE
320 d	147	03/10→05/12					
320 d xDrive	130	02/08→02/10	←	nicht für Behördenfahrzeuge		11.0101-5402.2 260009	ATE
320 d xDrive	135	03/10→05/12	➡	nicht für Behördenfahrzeuge		11.0101-5402.2 260009	ATE
320 d xDrive	145	02/08→02/10	➡	für Behördenfahrzeuge		11.0101-5402.2 260009	ATE
320 d xDrive	147	03/10→05/12	➡	für Behördenfahrzeuge		11.0101-5402.2 260009	ATE
320 d xDrive	120	07/09→06/12	←	→ 05/12; nicht für Behördenfahrzeuge		11.0101-5402.2 260009	ATE
			←	für Behördenfahrzeuge; → 05/12		11.0101-5402.2 260009	ATE
↓							











	kw			 	! #		
<b>BMW - 3 Touring (E91) 12/04→06/12</b>							
<b>Führungshülzensatz, Bremsattel</b>							
320 d xDrive	120	07/09→06/12	➡	nicht für Behördenfahrzeuge; → 05/12		11.0101-5402.2 260009	ATE
			➡	für Behördenfahrzeuge; → 05/12		11.0101-5402.2 260009	ATE
320 i	110	09/05→06/12	⬅	→ 05/12; Motorcode: N46		11.0101-5402.2 260009	ATE
			⬅	→ 05/12; Motorcode: N46N		11.0101-5402.2 260009	ATE
			➡	→ 08/07		11.0101-5402.2 260009	ATE
320 i	120	02/07→05/12	⬅	09/07→		11.0101-5402.2 260009	ATE
320 i	125	02/07→05/12	➡	09/07→		11.0101-5402.2 260009	ATE
323 i	130	04/06→06/07	⬅	09/06→		11.0101-5402.2 260009	ATE
			➡	09/06→		11.0101-5402.2 260009	ATE
325 d	145	09/06→06/12	⬅	→ 05/12; nicht für Behördenfahrzeuge		11.0101-5402.2 260009	ATE
325 d	150	02/10→06/12	⬅	→ 05/12; für Behördenfahrzeuge		11.0101-6006.2 260098	ATE
			➡	→ 05/12		11.0101-5402.2 260009	ATE
325 i	155	12/04→12/10	⬅	06/05→; für erhöhte Nutzlast		11.0101-5402.2 260009	ATE
325 i	160	12/04→12/10	⬅	06/05→; Motorcode: N52N/N53; nicht für erhöhte Nutzlast		11.0101-5402.2 260009	ATE
			➡	06/05→; für erhöhte Nutzlast		11.0101-5402.2 260009	ATE
			➡	06/05→; nicht für erhöhte Nutzlast		11.0101-5402.2 260009	ATE
325 i	155	09/07→06/12	⬅	01/12→ 05/12; nicht für erhöhte Nutzlast		11.0101-5402.2 260009	ATE
			⬅	01/12→ 05/12; für erhöhte Nutzlast		11.0101-5402.2 260009	ATE
			➡	01/12→ 05/12; für erhöhte Nutzlast		11.0101-5402.2 260009	ATE
			➡	01/12→ 05/12; nicht für erhöhte Nutzlast		11.0101-5402.2 260009	ATE
325 i	160	09/07→06/12	⬅	→ 05/12; für erhöhte Nutzlast		11.0101-5402.2 260009	ATE
			⬅	→ 05/12; Motorcode: N52N/N53; nicht für erhöhte Nutzlast		11.0101-5402.2 260009	ATE
			➡	→ 05/12; für erhöhte Nutzlast		11.0101-5402.2 260009	ATE
			➡	→ 05/12; nicht für erhöhte Nutzlast		11.0101-5402.2 260009	ATE
325 i xDrive	160	09/07→06/12	⬅	→ 05/12; Motorcode: N52/N53		11.0101-5402.2 260009	ATE
325 xi	160	09/07→06/12	➡	→ 05/12; Motorcode: N52/N53		11.0101-5402.2 260009	ATE
325 xi	160	09/05→08/11	⬅	→ 08/07; Motorcode: N52N; nicht für erhöhte Nutzlast		11.0101-5402.2 260009	ATE
			⬅	→ 08/07; Motorcode: N52N; für erhöhte Nutzlast		11.0101-5402.2 260009	ATE
			⬅	Motorcode: N52/N53		11.0101-5402.2 260009	ATE
			➡	→ 08/07; Motorcode: N52N; für erhöhte Nutzlast		11.0101-5402.2 260009	ATE
			➡	Motorcode: N52/N53		11.0101-5402.2 260009	ATE
			➡	→ 08/07; Motorcode: N52N; nicht für erhöhte Nutzlast		11.0101-5402.2 260009	ATE
330 d	155	12/04→05/12	⬅	06/05→ 08/07		11.0101-5402.2 260009	ATE
330 d	170	12/04→08/08	⬅	09/07→		11.0101-6006.2 260098	ATE
			➡	06/05→		11.0101-5402.2 260009	ATE
330 d	180	02/08→05/12	⬅	09/08→; nicht für erhöhte Nutzlast		11.0101-5402.2 260009	ATE
			⬅	09/08→; für erhöhte Nutzlast		11.0101-6006.2 260098	ATE
			➡	09/08→		11.0101-5402.2 260009	ATE
330 d xDrive	180	01/09→06/12	⬅	→ 05/12		11.0101-6006.2 260098	ATE
330 i	200	09/07→06/12	➡	→ 05/12		11.0101-5402.2 260009	ATE
330 i xDrive	200	09/07→06/12					
330 xi	200	09/07→06/12					
335 d	210	09/06→06/12					
330 xd	170	09/05→06/12	⬅	→ 08/07		11.0101-5402.2 260009	ATE
			⬅	09/07→ 05/12		11.0101-6006.2 260098	ATE
			➡	→ 05/12		11.0101-5402.2 260009	ATE
335 i	225	03/06→05/12	⬅	09/06→		11.0101-6006.2 260098	ATE
335 i	240	03/06→05/12	➡	09/06→		11.0101-5402.2 260009	ATE
335 i xDrive	225	05/08→05/12	⬅			11.0101-6006.2 260098	ATE
335 i xDrive	240	05/08→05/12	➡			11.0101-5402.2 260009	ATE
335 xi	225	09/06→08/08	⬅	03/07→		11.0101-6006.2 260098	ATE
335 xi	240	09/06→08/08	➡	03/07→		11.0101-5402.2 260009	ATE
↓							

	kw			 	! #		
<b>BMW - 3 Touring (E91) 12/04→06/12</b>							
<b>Führungsbolzen, Bremsattel</b>							
316 d	85	09/09→06/12		→ 05/12		11.8171-0008.1 990049	ATE
318 d	105	09/07→06/12				11.8171-0008.1 990049	ATE
316 i	90	05/08→05/12				11.8171-0008.1 990049	ATE
323 i	140	09/06→07/08					
318 d	90	09/05→06/12		→ 08/07		11.8171-0008.1 990049	ATE
318 d	100	07/07→06/12		09/07→ 05/12		11.8171-0008.1 990049	ATE
318 i	95	01/06→08/07		Motorcode: N46		11.8171-0008.1 990049	ATE
				03/07→; Motorcode: N46N		11.8171-0008.1 990049	ATE
						11.8171-0008.1 990049	ATE
318 i	100	09/07→03/12		03/08→; nicht für erhöhte Nutzlast		11.8171-0008.1 990049	ATE
				für erhöhte Nutzlast		11.8171-0008.1 990049	ATE
						11.8171-0008.1 990049	ATE
				→ 02/08; nicht für erhöhte Nutzlast		11.8171-0008.1 990049	ATE
318 i	105	05/07→05/12		09/07→; für erhöhte Nutzlast		11.8171-0008.1 990049	ATE
				09/07→		11.8171-0008.1 990049	ATE
				09/07→ 02/08; nicht für erhöhte Nutzlast		11.8171-0008.1 990049	ATE
				03/08→; nicht für erhöhte Nutzlast		11.8171-0008.1 990049	ATE
320 d	110	12/04→08/07		06/05→; für Behördenfahrzeuge		11.8171-0008.1 990049	ATE
320 d	120	12/04→08/07		06/05→; nicht für Behördenfahrzeuge		11.8171-0008.1 990049	ATE
			➔	06/05→; für Behördenfahrzeuge		11.8171-0008.1 990049	ATE
320 d	130	02/07→02/10		09/07→; für Behördenfahrzeuge		11.8171-0008.1 990049	ATE
320 d	145	02/07→02/10		09/07→; nicht für Behördenfahrzeuge		11.8171-0008.1 990049	ATE
			➔	09/07→; für Behördenfahrzeuge		11.8171-0008.1 990049	ATE
320 d	135	03/10→05/12		nicht für Behördenfahrzeuge		11.8171-0008.1 990049	ATE
320 d	147	03/10→05/12		für Behördenfahrzeuge		11.8171-0008.1 990049	ATE
320 d xDrive	130	02/08→02/10					
320 d xDrive	135	03/10→05/12	➔	für Behördenfahrzeuge		11.8171-0008.1 990049	ATE
320 d xDrive	145	02/08→02/10					
320 d xDrive	147	03/10→05/12					
320 d xDrive	120	07/09→06/12		→ 05/12; nicht für Behördenfahrzeuge		11.8171-0008.1 990049	ATE
				→ 05/12; für Behördenfahrzeuge		11.8171-0008.1 990049	ATE
			➔	für Behördenfahrzeuge; → 05/12		11.8171-0008.1 990049	ATE
320 i	110	09/05→06/12		→ 08/07		11.8171-0008.1 990049	ATE
				→ 05/12; Motorcode: N46N		11.8171-0008.1 990049	ATE
				→ 05/12; Motorcode: N46		11.8171-0008.1 990049	ATE
320 i	120	02/07→05/12		09/07→		11.8171-0008.1 990049	ATE
320 i	125	02/07→05/12					
323 i	130	04/06→06/07		09/06→		11.8171-0008.1 990049	ATE
325 d	145	09/06→06/12		→ 05/12; für Behördenfahrzeuge		11.8171-0008.1 990049	ATE
325 d	150	02/10→06/12				11.8171-0067.1 250153	ATE
				→ 05/12; nicht für Behördenfahrzeuge		11.8171-0008.1 990049	ATE
			➔	→ 05/12		11.8171-0008.1 990049	ATE
325 i	155	12/04→12/10		06/05→; nicht für erhöhte Nutzlast		11.8171-0008.1 990049	ATE
				06/05→; Motorcode: N52N/N53; nicht für erhöhte Nutzlast		11.8171-0008.1 990049	ATE
				06/05→; für erhöhte Nutzlast		11.8171-0008.1 990049	ATE
			➔	06/05→; für erhöhte Nutzlast		11.8171-0008.1 990049	ATE
325 i	155	09/07→06/12		01/12→ 05/12; nicht für erhöhte Nutzlast		11.8171-0008.1 990049	ATE
				01/12→ 05/12; für erhöhte Nutzlast		11.8171-0008.1 990049	ATE
			➔	01/12→ 05/12; für erhöhte Nutzlast		11.8171-0008.1 990049	ATE
325 i	160	09/07→06/12		→ 05/12; Motorcode: N52N/N53; nicht für erhöhte Nutzlast		11.8171-0008.1 990049	ATE
				→ 05/12; für erhöhte Nutzlast		11.8171-0008.1 990049	ATE
				→ 05/12; nicht für erhöhte Nutzlast		11.8171-0008.1 990049	ATE
			➔	→ 05/12; für erhöhte Nutzlast		11.8171-0008.1 990049	ATE
325 i xDrive	160	09/07→06/12		→ 05/12; Motorcode: N52/N53		11.8171-0008.1 990049	ATE
325 xi	160	09/07→06/12	➔	→ 05/12; Motorcode: N52/N53		11.8171-0008.1 990049	ATE
325 xi	160	09/05→08/11		→ 08/07; Motorcode: N52N; nicht für erhöhte Nutzlast		11.8171-0008.1 990049	ATE
				→ 08/07; Motorcode: N52N; für erhöhte Nutzlast		11.8171-0008.1 990049	ATE
				Motorcode: N52/N53		11.8171-0008.1 990049	ATE
			➔	→ 08/07; Motorcode: N52N; für erhöhte Nutzlast		11.8171-0008.1 990049	ATE











↓

















	kW			 	! #		
<b>BMW - 3 Touring (E91) 12/04→06/12</b>							
<b>Führungsbolzen, Bremsattel</b>							
325 xi	160	09/05→08/11	➡	Motorcode: N52/N53		11.8171-0008.1 990049	ATE
330 d	155	12/04→05/12		09/07→		11.8171-0008.1 990049	ATE
330 d	170	12/04→08/08				11.8171-0067.1 250153	ATE
				06/05→ 08/07		11.8171-0008.1 990049	ATE
			➡	06/05→		11.8171-0008.1 990049	ATE
330 d	180	02/08→05/12		09/08→; nicht für erhöhte Nutzlast		11.8171-0008.1 990049	ATE
				09/08→; für erhöhte Nutzlast		11.8171-0008.1 990049	ATE
			➡	09/08→		11.8171-0067.1 250153	ATE
						11.8171-0008.1 990049	ATE
330 d xDrive	180	01/09→06/12		→ 05/12		11.8171-0008.1 990049	ATE
330 i	200	09/07→06/12				11.8171-0067.1 250153	ATE
330 i xDrive	200	09/07→06/12				11.8171-0008.1 990049	ATE
330 xi	200	09/07→06/12	➡	→ 05/12		11.8171-0008.1 990049	ATE
335 d	210	09/06→06/12					
330 i	190	09/05→08/07				11.8171-0008.1 990049	ATE
330 xi	190	09/05→08/07	➡			11.8171-0008.1 990049	ATE
330 xd	170	09/05→06/12		→ 08/07		11.8171-0008.1 990049	ATE
				09/07→ 05/12		11.8171-0008.1 990049	ATE
			➡	→ 05/12		11.8171-0067.1 250153	ATE
						11.8171-0008.1 990049	ATE
335 i	225	03/06→05/12		09/06→		11.8171-0008.1 990049	ATE
335 i	240	03/06→05/12				11.8171-0067.1 250153	ATE
			➡	09/06→		11.8171-0008.1 990049	ATE
335 i xDrive	225	05/08→05/12				11.8171-0008.1 990049	ATE
335 i xDrive	240	05/08→05/12				11.8171-0067.1 250153	ATE
			➡			11.8171-0008.1 990049	ATE
335 xi	225	09/06→08/08		03/07→		11.8171-0008.1 990049	ATE
335 xi	240	09/06→08/08				11.8171-0067.1 250153	ATE
			➡	03/07→		11.8171-0008.1 990049	ATE
<b>Bremsschlauch</b>							
316 d	85	09/09→06/12	←	→ 05/12	2	24.5174-0526.3 331365	L= 526
318 d	105	09/07→06/12					
325 d	145	09/06→06/12	➡	am Bremsattel; → 05/12	2	24.5125-0230.3 331277	L= 230
325 d	150	02/10→06/12				24.5137-0221.3 331302	L= 221
325 i	160	09/07→06/12	➡	→ 05/12	2	83.7850-0180.3 331054	L= 180
330 i	200	09/07→06/12					
335 d	210	09/06→06/12					
316 i	90	05/08→05/12	←		2	24.5174-0526.3 331365	L= 526
318 i	95	01/06→08/07					
318 i	100	09/07→03/12	➡	am Bremsattel	2	24.5125-0230.3 331277	L= 230
320 d	135	03/10→05/12				24.5137-0221.3 331302	L= 221
320 d	147	03/10→05/12	➡		2	83.7850-0180.3 331054	L= 180
323 i	140	09/06→07/08					
330 i	190	09/05→08/07					
318 d	90	09/05→06/12	←	→ 08/07	2	24.5174-0526.3 331365	L= 526
320 i	110	09/05→06/12	➡	am Bremsattel; → 08/07	2	24.5125-0230.3 331277	L= 230
						24.5137-0221.3 331302	L= 221
			➡	→ 08/07	2	83.7850-0180.3 331054	L= 180
318 d	100	07/07→06/12	←	09/07→ 05/12	2	24.5174-0526.3 331365	L= 526
			➡	am Bremsattel; 09/07→ 05/12	2	24.5125-0230.3 331277	L= 230
						24.5137-0221.3 331302	L= 221
			➡	09/07→ 05/12	2	83.7850-0180.3 331054	L= 180
318 i	105	05/07→05/12	←	09/07→	2	24.5174-0526.3 331365	L= 526
320 d	130	02/07→02/10					
320 d	145	02/07→02/10	➡	am Bremsattel; 09/07→	2	24.5125-0230.3 331277	L= 230
320 i	120	02/07→05/12				24.5137-0221.3 331302	L= 221
320 i	125	02/07→05/12	➡	09/07→	2	83.7850-0180.3 331054	L= 180
320 d	110	12/04→08/07	←	07/05→	2	24.5174-0526.3 331365	L= 526
320 d	120	12/04→08/07					
325 i	155	12/04→12/10	➡	am Bremsattel; 06/05→	2	24.5125-0230.3 331277	L= 230
325 i	160	12/04→12/10				24.5137-0221.3 331302	L= 221
330 d	155	12/04→05/12	➡	06/05→	2	83.7850-0180.3 331054	L= 180
330 d	170	12/04→08/08					
320 d xDrive	120	07/09→06/12	←	→ 05/12	2	24.5113-0440.3 331239	L= 440
325 i xDrive	160	09/07→06/12					
325 xi	160	09/07→06/12	➡	am Bremsattel; → 05/12	2	24.5125-0230.3 331277	L= 230
↓							










	kW			 	! #		
<b>BMW - 3 Touring (E91) 12/04→06/12</b>							
 <b>Bremsschlauch</b>							
330 d xDrive	180	01/09→06/12	➔	am Bremssattel; → 05/12		24.5137-0221.3 331302	L= 221
330 i xDrive	200	09/07→06/12	➔	→ 05/12	2	83.7850-0180.3 331054	L= 180
330 xd	170	09/05→06/12					
330 xi	200	09/07→06/12					
320 d xDrive	130	02/08→02/10	➔		2	24.5113-0440.3 331239	L= 440
320 d xDrive	135	03/10→05/12	➔	am Bremssattel	2	24.5125-0230.3 331277	L= 230
320 d xDrive	145	02/08→02/10					
320 d xDrive	147	03/10→05/12				24.5137-0221.3 331302	L= 221
325 xi	160	09/05→08/11	➔		2	83.7850-0180.3 331054	L= 180
330 xi	190	09/05→08/07					
335 i xDrive	225	05/08→05/12					
335 i xDrive	240	05/08→05/12					
323 i	130	04/06→06/07	➔	09/06→	2	24.5174-0526.3 331365	L= 526
335 i	225	03/06→05/12	➔	am Bremssattel; 09/06→	2	24.5125-0230.3 331277	L= 230
335 i	240	03/06→05/12	➔			24.5137-0221.3 331302	L= 221
			➔	09/06→	2	83.7850-0180.3 331054	L= 180
325 i	155	09/07→06/12	➔	01/12→ 05/12	2	24.5174-0526.3 331365	L= 526
			➔	am Bremssattel; 01/12→ 05/12	2	24.5125-0230.3 331277	L= 230
						24.5137-0221.3 331302	L= 221
			➔	01/12→ 05/12	2	83.7850-0180.3 331054	L= 180
330 d	180	02/08→05/12	➔	09/08→	2	24.5174-0526.3 331365	L= 526
			➔	am Bremssattel; 09/08→	2	24.5125-0230.3 331277	L= 230
						24.5137-0221.3 331302	L= 221
			➔	09/08→	2	83.7850-0180.3 331054	L= 180
335 xi	225	09/06→08/08	➔	03/07→	2	24.5113-0440.3 331239	L= 440
335 xi	240	09/06→08/08	➔	am Bremssattel; 03/07→	2	24.5125-0230.3 331277	L= 230
						24.5137-0221.3 331302	L= 221
			➔	03/07→	2	83.7850-0180.3 331054	L= 180
<b>BMW - 4 Cabriolet (F33, F83) 10/13→</b>							
 <b>Bremsschlauch</b>							
420 d	120	10/13→	➔		2	24.5169-0590.3 331422	L= 355
420 d	135	10/13→07/15	➔		2	24.5125-0230.3 331277	L= 230
420 d	140	07/15→					
420 d	147	10/13→07/15					
420 i	120	07/14→					
420 i	135	07/14→					
420 i	135	02/16→					
425 d	155	07/14→					
425 d	160	07/14→					
425 d	165	03/16→					
428 i	180	10/13→					
428 i xDrive	180	01/14→					
430 d	190	07/14→					
430 i	185	03/16→					
430 i xDrive	185	03/16→					
435 d xDrive	230	07/14→					
435 i	225	10/13→					
435 i	250	10/13→					
435 i xDrive	225	07/14→					
435 i xDrive	250	07/14→					
440 i	240	03/16→					
440 i	265	03/16→					
440 i xDrive	240	03/16→					
440 i xDrive	265	03/16→					
430 d	210	10/13→	➔	07/14→	2	24.5169-0590.3 331422	L= 355
			➔	07/14→	2	24.5125-0230.3 331277	L= 230
<b>BMW - 4 Coupe (F32, F82) 07/13→</b>							
 <b>Bremsschlauch</b>							
418 d	100	03/15→	➔		2	24.5169-0590.3 331422	L= 355
418 d	110	03/15→	➔		2	24.5125-0230.3 331277	L= 230
418 i	100	02/16→					
420 d	120	07/13→					
420 d	135	07/13→03/15					
420 d	140	03/15→					
420 d	147	07/13→03/15					
420 d xDrive	120	11/13→					
420 d xDrive	135	11/13→03/15					
420 d xDrive	140	03/15→					
420 d xDrive	147	11/13→03/15					
420 i	120	11/13→					
↓							











	kW			 	! #		
<b>BMW - 4 Coupe (F32, F82) 07/13→</b>							
 <b>Bremsschlauch</b>							
420 i	135	11/13→	←		2	24.5169-0590.3 331422	L= 355
420 i	135	02/16→	→		2	24.5125-0230.3 331277	L= 230
420 i xDrive	120	11/13→					
420 i xDrive	135	11/13→					
420 i xDrive	135	02/16→					
425 d	165	03/16→					
428 i	180	07/13→					
428 i xDrive	180	07/13→					
430 d	190	11/13→					
430 d	210	11/13→					
430 i	185	03/16→					
430 i xDrive	185	03/16→					
435 d xDrive	230	11/13→					
435 i	225	07/13→					
435 i	250	07/13→					
435 i xDrive	225	07/13→					
435 i xDrive	250	07/13→					
440 i	240	03/16→					
440 i	265	03/16→					
440 i xDrive	240	03/16→					
440 i xDrive	265	03/16→					
425 d	155	01/14→	←	03/14→	2	24.5169-0590.3 331422	L= 355
425 d	160	01/14→	→	03/14→	2	24.5125-0230.3 331277	L= 230
430 d xDrive	190	01/14→					
430 d xDrive	210	11/13→					
<b>BMW - 4 Gran Coupe (F36) 03/14→</b>							
 <b>Bremsschlauch</b>							
418 d	100	03/14→	←		2	24.5169-0590.3 331422	L= 355
418 d	105	03/14→	→		2	24.5125-0230.3 331277	L= 230
418 d	110	07/15→					
418 i	100	07/15→					
420 d	120	03/14→				24.5137-0221.3 331302	L= 221
420 d	135	03/14→03/15					
420 d	140	03/15→					
420 d	147	03/14→03/15					
420 d xDrive	120	03/14→					
420 d xDrive	135	03/14→03/15					
420 d xDrive	140	03/15→					
420 d xDrive	147	03/14→03/15					
420 i	120	03/14→					
420 i	135	03/14→					
420 i	135	02/16→					
420 i xDrive	135	07/14→					
420 i xDrive	135	02/16→					
425 d	155	03/16→					
425 d	165	03/16→					
428 i	180	03/14→					
428 i xDrive	180	03/14→					
430 d	190	07/14→					
430 d	210	07/14→					
430 d xDrive	190	07/14→					
430 d xDrive	210	07/14→					
430 i	185	03/16→					
430 i xDrive	185	03/16→					
435 d xDrive	230	07/14→					
435 i	225	03/14→					
435 i	250	03/14→					
435 i xDrive	225	07/14→					
435 i xDrive	250	07/14→					
440 i	240	03/16→					
440 i	265	03/16→					
440 i xDrive	240	03/16→					
440 i xDrive	265	03/16→					
420 i xDrive	120	03/14→	←	07/14→	2	24.5169-0590.3 331422	L= 355
			→	07/14→	2	24.5125-0230.3 331277	L= 230
						24.5137-0221.3 331302	L= 221
<b>BMW - 5 (E34) 12/87→11/95</b>							
 <b>Bremssattel</b>							
518 i	83	08/89→09/95	←	☐		11.3601-8501.2 220145	ATE Ø 60 - Halter
518 i	85	08/89→09/95	←	☐		24.3601-8501.5 240533	ATE Ø 60 - Halter
			←	☐		24.3601-8502.5 240534	ATE Ø 60 - Halter
			→	☐; + ABS		11.3381-8504.2 220021	ATE Ø 38 - Halter
			→	☐; + ABS		24.3381-8504.5 240516	ATE Ø 38 - Halter
			→	☐; + ABS		24.3381-8503.5 240515	ATE Ø 38 - Halter
↓							









	kw			 	! #			
<b>BMW - 5 (E34) 12/87→11/95</b>								
<b> Bremssattel</b>								
520 i 24V	110	09/89→09/95	←	☐; nicht für Behördenfahrzeuge	2	11.3601-8501.2	220145	ATE Ø 60 - Halter
			←	☐; für Behördenfahrzeuge	2	11.3601-8505.2	220149	ATE Ø 60 - Halter
			←	☐; nicht für Behördenfahrzeuge	2	24.3601-8501.5	240533	ATE Ø 60 - Halter
			←	☐; nicht für Behördenfahrzeuge	2	24.3601-8502.5	240534	ATE Ø 60 - Halter
			←	☐; für Behördenfahrzeuge	2	24.3601-8505.5	240537	ATE Ø 60 - Halter
			←	☐; für Behördenfahrzeuge	2	24.3601-8506.5	240538	ATE Ø 60 - Halter
			→	☐	2	11.3381-8504.2	220021	ATE Ø 38 - Halter
			→	☐	2	24.3381-8504.5	240516	ATE Ø 38 - Halter
524 td	85	03/88→09/95	←	☐; → 08/91	2	11.3601-8501.2	220145	ATE Ø 60 - Halter
			←	☐; → 08/91	2	24.3601-8501.5	240533	ATE Ø 60 - Halter
			←	☐; → 08/91	2	24.3601-8502.5	240534	ATE Ø 60 - Halter
			→	☐; → 08/91	2	11.3381-8504.2	220021	ATE Ø 38 - Halter
			→	☐; → 08/91	2	24.3381-8504.5	240516	ATE Ø 38 - Halter
525 i 24V 530 i V8 535 i	141 160 155	09/89→09/95 09/92→09/95 01/88→09/95	←	☐	2	11.3601-8505.2	220149	ATE Ø 60 - Halter
			←	☐	2	24.3601-8505.5	240537	ATE Ø 60 - Halter
			←	☐	2	24.3601-8506.5	240538	ATE Ø 60 - Halter
			→	☐	2	11.3381-8504.2	220021	ATE Ø 38 - Halter
			→	☐	2	24.3381-8504.5	240516	ATE Ø 38 - Halter
			→	☐	2	24.3381-8503.5	240515	ATE Ø 38 - Halter
525 iX 24V	141	10/91→09/95	→	☐	2	11.3381-8504.2	220021	ATE Ø 38 - Halter
			→	☐	2	24.3381-8504.5	240516	ATE Ø 38 - Halter
			→	☐	2	24.3381-8503.5	240515	ATE Ø 38 - Halter
525 td 525 tds	85 105	04/93→09/95 09/91→09/95	←	☐	2	11.3601-8501.2	220145	ATE Ø 60 - Halter
			←	☐	2	24.3601-8501.5	240533	ATE Ø 60 - Halter
			←	☐	2	24.3601-8502.5	240534	ATE Ø 60 - Halter
			→	☐	2	11.3381-8504.2	220021	ATE Ø 38 - Halter
			→	☐	2	24.3381-8504.5	240516	ATE Ø 38 - Halter
530 i	160	09/94→11/95	←	☐; → 09/95	2	11.3601-8505.2	220149	ATE Ø 60 - Halter
			←	☐; → 09/95	2	24.3601-8505.5	240537	ATE Ø 60 - Halter
			←	☐; → 09/95	2	24.3601-8506.5	240538	ATE Ø 60 - Halter
			→	☐; → 09/95	2	11.3381-8504.2	220021	ATE Ø 38 - Halter
			→	☐; → 09/95	2	24.3381-8504.5	240516	ATE Ø 38 - Halter
			→	☐; → 09/95	2	24.3381-8503.5	240515	ATE Ø 38 - Halter
540 i V8	210	09/92→09/95	←	☐	2	24.3601-8503.5	240535	ATE Ø 60 - Halter
			←	☐	2	24.3601-8504.5	240536	ATE Ø 60 - Halter
<b>Bremssattelhaltersatz</b>								
518 i 518 i 525 td 525 tds	83 85 85 105	08/89→09/95 08/89→09/95 04/93→09/95 09/91→09/95	←		2	11.0230-0020.2	260023	ATE
520 i 24V	110	09/89→09/95	←	nicht für Behördenfahrzeuge	2	11.0230-0020.2	260023	ATE
524 td	85	03/88→09/95	←	→ 08/91	2	11.0230-0020.2	260023	ATE
<b>Feder, Bremssattel</b>								
518 i 518 i	83 85	08/89→09/95 08/89→09/95	←		2	11.8116-0083.1	390501	ATE
			→	+ ABS	2	11.8116-0066.1	390577	ATE
520 i 24V	110	09/89→09/95	←	nicht für Behördenfahrzeuge	2	11.8116-0083.1	390501	ATE
			←	für Behördenfahrzeuge	2	11.8116-0083.1	390501	ATE
			→		2	11.8116-0066.1	390577	ATE
524 td	85	03/88→09/95	←	→ 08/91	2	11.8116-0083.1	390501	ATE
			→	→ 08/91	2	11.8116-0066.1	390577	ATE
525 i 24V 525 td 525 tds	141 85 105	09/89→09/95 04/93→09/95 09/91→09/95	←		2	11.8116-0083.1	390501	ATE
			→		2	11.8116-0066.1	390577	ATE








	kW			i 	! #		
<b>BMW - 5 (E34) 12/87→11/95</b>							
<b>Feder, Bremssattel</b>							
530 i V8	160	09/92→09/95	←		2	11.8116-0083.1 390501	ATE
535 i	155	01/88→09/95	→		2	11.8116-0066.1 390577	ATE
525 iX 24V	141	10/91→09/95	→		2	11.8116-0066.1 390577	ATE
540 i V8	210	09/92→09/95					
530 i	160	09/94→11/95	←	→ 09/95	2	11.8116-0083.1 390501	ATE
			→	→ 09/95	2	11.8116-0066.1 390577	ATE
M5	250	03/92→09/95		06/94→	2	11.8116-0315.2 390447	ATE
			→	→ 05/94	2	11.8116-0066.1 390577	ATE
<b>Führungshülzensatz, Bremssattel</b>							
518 i	83	08/89→09/95	←			11.0101-5402.2 260009	ATE
518 i	85	08/89→09/95	→	+ ABS		11.0101-5402.2 260009	ATE
520 i 24V	110	09/89→09/95	←	für Behördenfahrzeuge		11.0101-5402.2 260009	ATE
			←	nicht für Behördenfahrzeuge		11.0101-5402.2 260009	ATE
			→			11.0101-5402.2 260009	ATE
524 td	85	03/88→09/95	←	→ 08/91		11.0101-5402.2 260009	ATE
			→	→ 08/91		11.0101-5402.2 260009	ATE
525 i 24V	141	09/89→09/95	←			11.0101-5402.2 260009	ATE
525 iX 24V	141	10/91→09/95					
525 td	85	04/93→09/95	→			11.0101-5402.2 260009	ATE
525 tds	105	09/91→09/95					
530 i V8	160	09/92→09/95					
535 i	155	01/88→09/95					
540 i V8	210	09/92→09/95					
530 i	160	09/94→11/95	←	→ 09/95		11.0101-5402.2 260009	ATE
			→	→ 09/95		11.0101-5402.2 260009	ATE
M5	250	03/92→09/95	←	→ 05/94		11.0101-5402.2 260009	ATE
			→	06/94→		11.0101-5402.2 260009	ATE
			→	→ 05/94		11.0101-5402.2 260009	ATE
<b>Führungsbolzen, Bremssattel</b>							
518 i	83	08/89→09/95	←			11.8171-0008.1 990049	ATE
518 i	85	08/89→09/95	→	+ ABS		11.8171-0008.1 990049	ATE
520 i 24V	110	09/89→09/95	←	für Behördenfahrzeuge		11.8171-0008.1 990049	ATE
			←	nicht für Behördenfahrzeuge		11.8171-0008.1 990049	ATE
			→			11.8171-0008.1 990049	ATE
524 td	85	03/88→09/95	←	→ 08/91		11.8171-0008.1 990049	ATE
			→	→ 08/91		11.8171-0008.1 990049	ATE
525 i 24V	141	09/89→09/95	←			11.8171-0008.1 990049	ATE
525 iX 24V	141	10/91→09/95					
525 td	85	04/93→09/95	→			11.8171-0008.1 990049	ATE
525 tds	105	09/91→09/95					
530 i V8	160	09/92→09/95					
535 i	155	01/88→09/95					
540 i V8	210	09/92→09/95					
530 i	160	09/94→11/95	←	→ 09/95		11.8171-0008.1 990049	ATE
			→	→ 09/95		11.8171-0008.1 990049	ATE
M5	250	03/92→09/95	←	→ 05/94		11.8171-0008.1 990049	ATE
			→	→ 05/94		11.8171-0008.1 990049	ATE
			→	06/94→		11.8171-0008.1 990049	ATE
<b>Dichtungssatz, Bremssattel</b>							
518 i	83	08/89→09/95	←			11.0441-6003.2 250037	
518 i	85	08/89→09/95	→	+ ABS		11.0441-3803.2 250010	ATE
520 i 24V	110	09/89→09/95	←	für Behördenfahrzeuge		11.0441-6003.2 250037	
			←	nicht für Behördenfahrzeuge		11.0441-6003.2 250037	
			→			11.0441-3803.2 250010	ATE
524 td	85	03/88→09/95	←	→ 08/91		11.0441-6003.2 250037	
			→	→ 08/91		11.0441-3803.2 250010	ATE
525 i 24V	141	09/89→09/95	←			11.0441-6003.2 250037	
525 iX 24V	141	10/91→09/95					
↓							








	kw			 	! #		
<b>BMW - 5 (E34) 12/87→11/95</b>							
<b>Dichtungssatz, Bremsattel</b>							
525 td 525 tds 530 i V8 535 i	85 105 160 155	04/93→09/95 09/91→09/95 09/92→09/95 01/88→09/95	➔			11.0441-3803.2 250010	ATE
530 i	160	09/94→11/95	➔	→ 09/95		11.0441-6003.2 250037	
			➔	→ 09/95		11.0441-3803.2 250010	ATE
540 i V8	210	09/92→09/95	➔			11.0441-6003.2 250037	
			➔			11.0441-4002.2 250011	ATE
M5	250	03/92→09/95	➔	→ 05/94		11.0441-6003.2 250037	
			➔	→ 05/94		11.0441-4002.2 250011	ATE
			➔	06/94→		11.0441-4002.2 250011	ATE
<b> Bremsschlauch</b>							
518 i 518 i	83 85	08/89→09/95 08/89→09/95	➔		2	24.5113-0423.3 331396	L= 423
			➔	am Bremsattel; + ABS	2	24.5170-0201.3 331450	L= 201
			➔	+ ABS	2	24.5201-0204.3 331400	L= 204
			➔	→ 08/91; - ABS	2	24.5201-0204.3 331400	L= 204
520 i 24V 525 i 24V 525 td 525 tds 530 i V8 535 i 540 i V8 M5	110 141 85 105 160 155 210 250	09/89→09/95 09/89→09/95 04/93→09/95 09/91→09/95 09/92→09/95 01/88→09/95 09/92→09/95 03/92→09/95	➔		2	24.5113-0423.3 331396	L= 423
			➔	am Bremsattel	2	24.5170-0201.3 331450	L= 201
			➔		2	24.5201-0204.3 331400	L= 204
524 td	85	03/88→09/95	➔	→ 08/91	2	24.5113-0423.3 331396	L= 423
			➔	am Bremsattel; → 08/91	2	24.5170-0201.3 331450	L= 201
			➔	→ 08/91	2	24.5201-0204.3 331400	L= 204
525 iX 24V	141	10/91→09/95	➔	am Bremsattel	2	24.5170-0201.3 331450	L= 201
			➔		2	24.5201-0204.3 331400	L= 204
530 i	160	09/94→11/95	➔	→ 09/95	2	24.5113-0423.3 331396	L= 423
			➔	am Bremsattel; → 09/95	2	24.5170-0201.3 331450	L= 201
			➔	→ 09/95	2	24.5201-0204.3 331400	L= 204
<b>BMW - 5 (E39) 11/95→06/03</b>							
<b> Bremsattel</b>							
520 d	100	02/00→06/03	➔	☐; 04/00→; für Behördenfahrzeuge		24.3601-1713.5 240355	ATE Ø 60 - Halter
			➔	☐; 04/00→; für Behördenfahrzeuge		24.3601-1714.5 240356	ATE Ø 60 - Halter
			➔	☐; 04/00→; für Behördenfahrzeuge		11.9406-9993.2 220413	ATE Ø 40 - Halter
			➔	☐; 04/00→; für Behördenfahrzeuge		11.9406-9994.2 220414	ATE Ø 40 - Halter
			➔	☐; 04/00→; nicht für Behördenfahrzeuge		11.9406-9995.2 220415	ATE Ø 40 - Halter
			➔	☐; 04/00→; nicht für Behördenfahrzeuge		11.9406-9996.2 220416	ATE Ø 40 - Halter
520 i	100	04/99→06/03	➔	☐; → 03/00; für Behördenfahrzeuge		24.3601-1713.5 240355	ATE Ø 60 - Halter
			➔	☐; 04/00→; für Behördenfahrzeuge		24.3601-1713.5 240355	ATE Ø 60 - Halter
			➔	☐; → 03/00; für Behördenfahrzeuge		24.3601-1714.5 240356	ATE Ø 60 - Halter
			➔	☐; 04/00→; für Behördenfahrzeuge		24.3601-1714.5 240356	ATE Ø 60 - Halter
			➔	☐; für Behördenfahrzeuge		11.9406-9993.2 220413	ATE Ø 40 - Halter
			➔	☐; für Behördenfahrzeuge		11.9406-9994.2 220414	ATE Ø 40 - Halter
			➔	☐; nicht für Behördenfahrzeuge		11.9406-9995.2 220415	ATE Ø 40 - Halter
			➔	☐; nicht für Behördenfahrzeuge		11.9406-9996.2 220416	ATE Ø 40 - Halter
520 i	110	01/96→09/00	➔	☐; 03/96→ 03/00; für Behördenfahrzeuge		24.3601-1713.5 240355	ATE Ø 60 - Halter
			➔	☐; 04/00→; für Behördenfahrzeuge		24.3601-1713.5 240355	ATE Ø 60 - Halter
			➔	☐; 03/96→ 03/00; für Behördenfahrzeuge		24.3601-1714.5 240356	ATE Ø 60 - Halter
			➔	☐; 04/00→; für Behördenfahrzeuge		24.3601-1714.5 240356	ATE Ø 60 - Halter
			➔	☐; 03/96→; für Behördenfahrzeuge		11.9406-9993.2 220413	ATE Ø 40 - Halter
			➔	☐; 03/96→; für Behördenfahrzeuge		11.9406-9994.2 220414	ATE Ø 40 - Halter
			➔	☐; 03/96→; nicht für Behördenfahrzeuge		11.9406-9995.2 220415	ATE Ø 40 - Halter



	kw			 	! #		
<b>BMW - 5 (E39) 11/95→06/03</b>							
<b> Bremssattel</b>							
520 i	110	01/96→09/00	➔	☐; 03/96→; nicht für Behördenfahrzeuge	11.9406-9996.2	220416	ATE Ø 40 - Halter
520 i	120	09/00→06/03	➔	☐; für Behördenfahrzeuge	24.3601-1713.5	240355	ATE Ø 60 - Halter
520 i	125	09/00→06/03	➔	☐; für Behördenfahrzeuge	24.3601-1714.5	240356	ATE Ø 60 - Halter
			➔	☐; für Behördenfahrzeuge	11.9406-9993.2	220413	ATE Ø 40 - Halter
			➔	☐; für Behördenfahrzeuge	11.9406-9994.2	220414	ATE Ø 40 - Halter
			➔	☐; nicht für Behördenfahrzeuge	11.9406-9995.2	220415	ATE Ø 40 - Halter
			➔	☐; nicht für Behördenfahrzeuge	11.9406-9996.2	220416	ATE Ø 40 - Halter
523 i	125	11/95→09/00	➔	☐; 09/98→	11.9406-9993.2	220413	ATE Ø 40 - Halter
			➔	☐; 12/95→ 08/98; für Behördenfahrzeuge	11.9406-9993.2	220413	ATE Ø 40 - Halter
			➔	☐; 09/98→	11.9406-9994.2	220414	ATE Ø 40 - Halter
			➔	☐; 12/95→ 08/98; für Behördenfahrzeuge	11.9406-9994.2	220414	ATE Ø 40 - Halter
			➔	☐; 12/95→ 08/98; nicht für Behördenfahrzeuge	11.9406-9995.2	220415	ATE Ø 40 - Halter
			➔	☐; 12/95→ 08/98; nicht für Behördenfahrzeuge	11.9406-9996.2	220416	ATE Ø 40 - Halter
525 d	120	02/00→06/03	➔	☐; 04/00→; für Behördenfahrzeuge	24.3601-1713.5	240355	ATE Ø 60 - Halter
			➔	☐; 04/00→; für Behördenfahrzeuge	24.3601-1714.5	240356	ATE Ø 60 - Halter
			➔	☐; 04/00→	11.9406-9993.2	220413	ATE Ø 40 - Halter
			➔	☐; 04/00→	11.9406-9994.2	220414	ATE Ø 40 - Halter
525 i	141	09/00→06/03	➔	☐; 10/00→; für Behördenfahrzeuge	24.3601-1713.5	240355	ATE Ø 60 - Halter
			➔	☐; 10/00→; für Behördenfahrzeuge	24.3601-1714.5	240356	ATE Ø 60 - Halter
			➔	☐; 10/00→	11.9406-9993.2	220413	ATE Ø 40 - Halter
			➔	☐; 10/00→	11.9406-9994.2	220414	ATE Ø 40 - Halter
525 td	85	01/97→06/03	➔	☐; → 09/00; für Behördenfahrzeuge	11.9406-9993.2	220413	ATE Ø 40 - Halter
			➔	☐; → 09/00; für Behördenfahrzeuge	11.9406-9994.2	220414	ATE Ø 40 - Halter
			➔	☐; → 09/00; nicht für Behördenfahrzeuge	11.9406-9995.2	220415	ATE Ø 40 - Halter
			➔	☐; → 09/00; nicht für Behördenfahrzeuge	11.9406-9996.2	220416	ATE Ø 40 - Halter
525 tds	105	01/96→06/03	➔	☐; 02/96→ 09/00; für Behördenfahrzeuge	11.9406-9993.2	220413	ATE Ø 40 - Halter
			➔	☐; 02/96→ 09/00; für Behördenfahrzeuge	11.9406-9994.2	220414	ATE Ø 40 - Halter
			➔	☐; 02/96→ 09/00; nicht für Behördenfahrzeuge	11.9406-9995.2	220415	ATE Ø 40 - Halter
			➔	☐; 02/96→ 09/00; nicht für Behördenfahrzeuge	11.9406-9996.2	220416	ATE Ø 40 - Halter
528 i	142	11/95→09/00	➔	☐; 12/95→	11.9406-9993.2	220413	ATE Ø 40 - Halter
			➔	☐; 12/95→	11.9406-9994.2	220414	ATE Ø 40 - Halter
530 d	135	08/98→09/00	➔	☐; 09/98→	11.9406-9993.2	220413	ATE Ø 40 - Halter
			➔	☐; 09/98→	11.9406-9994.2	220414	ATE Ø 40 - Halter
530 d	142	09/00→06/03	➔	☐; 10/00→	24.3601-1713.5	240355	ATE Ø 60 - Halter
			➔	☐; 10/00→	24.3601-1714.5	240356	ATE Ø 60 - Halter
			➔	☐	11.9406-9993.2	220413	ATE Ø 40 - Halter
			➔	☐	11.9406-9994.2	220414	ATE Ø 40 - Halter
530 i	170	09/00→06/03	➔	☐; 10/00→	24.3601-1713.5	240355	ATE Ø 60 - Halter
			➔	☐; 10/00→	24.3601-1714.5	240356	ATE Ø 60 - Halter
			➔	☐; 10/00→	11.9406-9993.2	220413	ATE Ø 40 - Halter
			➔	☐; 10/00→	11.9406-9994.2	220414	ATE Ø 40 - Halter
535 i	173	04/96→03/99	➔	☐; 09/97→	24.3601-1713.5	240355	ATE Ø 60 - Halter
			➔	☐; 09/97→	24.3601-1714.5	240356	ATE Ø 60 - Halter
			➔	☐; 05/96→	11.9406-9993.2	220413	ATE Ø 40 - Halter
			➔	☐; 05/96→	11.9406-9994.2	220414	ATE Ø 40 - Halter
535 i	180	04/99→06/03	➔	☐; 04/00→	24.3601-1713.5	240355	ATE Ø 60 - Halter
			➔	☐; → 03/00	24.3601-1713.5	240355	ATE Ø 60 - Halter
			➔	☐; → 03/00	24.3601-1714.5	240356	ATE Ø 60 - Halter
↓							








	kw			 	! #			
<b>BMW - 5 (E39) 11/95→06/03</b>								
<b> Bremssattel</b>								
535 i	180	04/99→06/03	←	☐; 04/00→		24.3601-1714.5	240356	ATE Ø 60 - Halter
			→	☐		11.9406-9993.2	220413	ATE Ø 40 - Halter
			→	☐		11.9406-9994.2	220414	ATE Ø 40 - Halter
540 i	210	04/96→06/03	←	☐; 04/00→		24.3601-1713.5	240355	ATE Ø 60 - Halter
			←	☐; 05/96→ 03/00		24.3601-1713.5	240355	ATE Ø 60 - Halter
			←	☐; 04/00→		24.3601-1714.5	240356	ATE Ø 60 - Halter
			←	☐; 05/96→ 03/00		24.3601-1714.5	240356	ATE Ø 60 - Halter
			→	☐; 05/96→		11.9406-9993.2	220413	ATE Ø 40 - Halter
			→	☐; 05/96→		11.9406-9994.2	220414	ATE Ø 40 - Halter
<b>Feder, Bremssattel</b>								
520 d	100	02/00→06/03	←	04/00→; nicht für Behördenfahrzeuge	2	11.8116-0239.2	390510	ATE
			←	04/00→; für Behördenfahrzeuge	2	11.8116-0290.2	390520	ATE
			→	04/00→; für Behördenfahrzeuge	2	11.8116-0168.1	390499	ATE
			→	04/00→; nicht für Behördenfahrzeuge	2	11.8116-0168.1	390499	ATE
520 i	100	04/99→06/03	←	→ 03/00; für Behördenfahrzeuge	2	11.8116-0197.1	390523	ATE
			←	nicht für Behördenfahrzeuge	2	11.8116-0239.2	390510	ATE
			←	04/00→; für Behördenfahrzeuge	2	11.8116-0290.2	390520	ATE
			→	nicht für Behördenfahrzeuge	2	11.8116-0168.1	390499	ATE
520 i	110	01/96→09/00	←	03/96→ 03/00; für Behördenfahrzeuge	2	11.8116-0197.1	390523	ATE
			←	11/96→; nicht für Behördenfahrzeuge	2	11.8116-0239.2	390510	ATE
			←	03/96→ 10/96; nicht für Behördenfahrzeuge	2	11.8116-0239.2	390510	ATE
			←	04/00→; für Behördenfahrzeuge	2	11.8116-0290.2	390520	ATE
			→	03/96→; nicht für Behördenfahrzeuge	2	11.8116-0168.1	390499	ATE
			→	03/96→; für Behördenfahrzeuge	2	11.8116-0168.1	390499	ATE
520 i 520 i	120 125	09/00→06/03 09/00→06/03	←	nicht für Behördenfahrzeuge	2	11.8116-0239.2	390510	ATE
			←	für Behördenfahrzeuge	2	11.8116-0290.2	390520	ATE
			→	für Behördenfahrzeuge	2	11.8116-0168.1	390499	ATE
			→	nicht für Behördenfahrzeuge	2	11.8116-0168.1	390499	ATE
523 i	125	11/95→09/00	←	12/95→ 10/96	2	11.8116-0239.2	390510	ATE
			←	11/96→	2	11.8116-0239.2	390510	ATE
			→	12/95→ 08/98; nicht für Behördenfahrzeuge	2	11.8116-0168.1	390499	ATE
			→	09/98→	2	11.8116-0168.1	390499	ATE
			→	12/95→ 08/98; für Behördenfahrzeuge	2	11.8116-0168.1	390499	ATE
525 d	120	02/00→06/03	←	04/00→; nicht für Behördenfahrzeuge	2	11.8116-0239.2	390510	ATE
			←	04/00→; für Behördenfahrzeuge	2	11.8116-0290.2	390520	ATE
			→	04/00→	2	11.8116-0168.1	390499	ATE
525 i	141	09/00→06/03	←	10/00→; nicht für Behördenfahrzeuge	2	11.8116-0239.2	390510	ATE
			←	10/00→; für Behördenfahrzeuge	2	11.8116-0290.2	390520	ATE
			→	10/00→	2	11.8116-0168.1	390499	ATE
525 td	85	01/97→06/03	←	→ 09/00	2	11.8116-0239.2	390510	ATE
			→	→ 09/00; für Behördenfahrzeuge	2	11.8116-0168.1	390499	ATE
			→	→ 09/00; nicht für Behördenfahrzeuge	2	11.8116-0168.1	390499	ATE
525 tds	105	01/96→06/03	←	11/96→ 09/00	2	11.8116-0239.2	390510	ATE
			←	02/96→ 10/96	2	11.8116-0239.2	390510	ATE
			→	02/96→ 09/00; für Behördenfahrzeuge	2	11.8116-0168.1	390499	ATE
			→	02/96→ 09/00; nicht für Behördenfahrzeuge	2	11.8116-0168.1	390499	ATE
528 i	142	11/95→09/00	←	11/96→	2	11.8116-0239.2	390510	ATE
			←	12/95→ 10/96	2	11.8116-0239.2	390510	ATE
			→	12/95→	2	11.8116-0168.1	390499	ATE
530 d ↓	135	08/98→09/00	←	09/98→	2	11.8116-0239.2	390510	ATE








	kw			 	! #		
<b>BMW - 5 (E39) 11/95→06/03</b>							
<b>Feder, Bremssattel</b>							
530 d	135	08/98→09/00	➡	09/98→	2	11.8116-0168.1 390499	ATE
530 d	142	09/00→06/03	←	→ 09/00	2	11.8116-0239.2 390510	ATE
			←	10/00→	2	11.8116-0290.2 390520	ATE
			➡		2	11.8116-0168.1 390499	ATE
530 i	170	09/00→06/03	←	10/00→	2	11.8116-0290.2 390520	ATE
			➡	10/00→	2	11.8116-0168.1 390499	ATE
535 i	173	04/96→03/99	←	09/97→	2	11.8116-0197.1 390523	ATE
			←	11/96→ 08/97	2	11.8116-0239.2 390510	ATE
			←	05/96→ 10/96	2	11.8116-0239.2 390510	ATE
			➡	05/96→	2	11.8116-0168.1 390499	ATE
535 i	180	04/99→06/03	←	→ 03/00	2	11.8116-0197.1 390523	ATE
			←	04/00→	2	11.8116-0290.2 390520	ATE
			➡		2	11.8116-0168.1 390499	ATE
540 i	210	04/96→06/03	←	05/96→ 03/00	2	11.8116-0197.1 390523	ATE
			←	04/00→	2	11.8116-0290.2 390520	ATE
			➡	05/96→	2	11.8116-0168.1 390499	ATE
M5	294	10/98→06/03	←		2	11.8116-0197.1 390523	ATE
			➡		2	11.8116-0296.1 390445	ATE
<b>Führungshülzensatz, Bremssattel</b>							
520 d	100	02/00→06/03	←	04/00→; nicht für Behördenfahrzeuge		11.0101-5402.2 260009	ATE
			←	04/00→; für Behördenfahrzeuge		11.0101-5402.2 260009	ATE
			➡	04/00→; nicht für Behördenfahrzeuge		11.0101-5402.2 260009	ATE
			➡	04/00→; für Behördenfahrzeuge		11.0101-5402.2 260009	ATE
520 i	100	04/99→06/03	←	nicht für Behördenfahrzeuge		11.0101-5402.2 260009	ATE
			←	→ 03/00; für Behördenfahrzeuge		11.0101-5402.2 260009	ATE
			←	04/00→; für Behördenfahrzeuge		11.0101-5402.2 260009	ATE
			➡	nicht für Behördenfahrzeuge		11.0101-5402.2 260009	ATE
			➡	für Behördenfahrzeuge		11.0101-5402.2 260009	ATE
520 i	110	01/96→09/00	←	04/00→; für Behördenfahrzeuge		11.0101-5402.2 260009	ATE
			←	11/96→; nicht für Behördenfahrzeuge		11.0101-5402.2 260009	ATE
			←	03/96→ 03/00; für Behördenfahrzeuge		11.0101-5402.2 260009	ATE
			←	03/96→ 10/96; nicht für Behördenfahrzeuge		11.0101-5402.2 260009	ATE
			➡	03/96→; nicht für Behördenfahrzeuge		11.0101-5402.2 260009	ATE
			➡	03/96→; für Behördenfahrzeuge		11.0101-5402.2 260009	ATE
520 i	120	09/00→06/03	←	für Behördenfahrzeuge		11.0101-5402.2 260009	ATE
520 i	125	09/00→06/03	←	nicht für Behördenfahrzeuge		11.0101-5402.2 260009	ATE
			➡	nicht für Behördenfahrzeuge		11.0101-5402.2 260009	ATE
			➡	für Behördenfahrzeuge		11.0101-5402.2 260009	ATE
523 i	125	11/95→09/00	←	11/96→		11.0101-5402.2 260009	ATE
			←	12/95→ 10/96		11.0101-5402.2 260009	ATE
			➡	09/98→		11.0101-5402.2 260009	ATE
			➡	12/95→ 08/98; nicht für Behördenfahrzeuge		11.0101-5402.2 260009	ATE
			➡	12/95→ 08/98; für Behördenfahrzeuge		11.0101-5402.2 260009	ATE
525 d	120	02/00→06/03	←	04/00→; nicht für Behördenfahrzeuge		11.0101-5402.2 260009	ATE
			←	04/00→; für Behördenfahrzeuge		11.0101-5402.2 260009	ATE
			➡	04/00→		11.0101-5402.2 260009	ATE
525 i	141	09/00→06/03	←	10/00→; für Behördenfahrzeuge		11.0101-5402.2 260009	ATE
			←	10/00→; nicht für Behördenfahrzeuge		11.0101-5402.2 260009	ATE
			➡	10/00→		11.0101-5402.2 260009	ATE
525 td	85	01/97→06/03	←	→ 09/00		11.0101-5402.2 260009	ATE
			➡	→ 09/00; nicht für Behördenfahrzeuge		11.0101-5402.2 260009	ATE
↓							

	kw			 	! #		
<b>BMW - 5 (E39) 11/95→06/03</b>							
<b>Führungshülzensatz, Bremssattel</b>							
525 td	85	01/97→06/03	➔	→ 09/00; für Behördenfahrzeuge		11.0101-5402.2 260009	ATE
525 tds	105	01/96→06/03	➔	11/96→ 09/00		11.0101-5402.2 260009	ATE
			➔	02/96→ 10/96		11.0101-5402.2 260009	ATE
			➔	02/96→ 09/00; nicht für Behördenfahrzeuge		11.0101-5402.2 260009	ATE
			➔	02/96→ 09/00; für Behördenfahrzeuge		11.0101-5402.2 260009	ATE
528 i	142	11/95→09/00	➔	12/95→ 10/96		11.0101-5402.2 260009	ATE
			➔	11/96→		11.0101-5402.2 260009	ATE
			➔	12/95→		11.0101-5402.2 260009	ATE
530 d	135	08/98→09/00	➔	09/98→		11.0101-5402.2 260009	ATE
			➔	09/98→		11.0101-5402.2 260009	ATE
530 d	142	09/00→06/03	➔	10/00→		11.0101-5402.2 260009	ATE
			➔	→ 09/00		11.0101-5402.2 260009	ATE
			➔			11.0101-5402.2 260009	ATE
530 i	170	09/00→06/03	➔	10/00→		11.0101-5402.2 260009	ATE
			➔	10/00→		11.0101-5402.2 260009	ATE
535 i	173	04/96→03/99	➔	11/96→ 08/97		11.0101-5402.2 260009	ATE
			➔	09/97→		11.0101-5402.2 260009	ATE
			➔	05/96→ 10/96		11.0101-5402.2 260009	ATE
			➔	05/96→		11.0101-5402.2 260009	ATE
535 i	180	04/99→06/03	➔	→ 03/00		11.0101-5402.2 260009	ATE
			➔	04/00→		11.0101-5402.2 260009	ATE
			➔			11.0101-5402.2 260009	ATE
540 i	210	04/96→06/03	➔	04/00→		11.0101-5402.2 260009	ATE
			➔	05/96→ 03/00		11.0101-5402.2 260009	ATE
			➔	05/96→		11.0101-5402.2 260009	ATE
M5	294	10/98→06/03	➔			11.0101-5402.2 260009	ATE
			➔			11.0101-5402.2 260009	ATE
<b>Führungsbolzen, Bremssattel</b>							
520 d	100	02/00→06/03	➔	04/00→; für Behördenfahrzeuge		11.8171-0008.1 990049	ATE
			➔	04/00→; nicht für Behördenfahrzeuge		11.8171-0008.1 990049	ATE
			➔	04/00→; nicht für Behördenfahrzeuge		11.8171-0008.1 990049	ATE
			➔	04/00→; für Behördenfahrzeuge		11.8171-0008.1 990049	ATE
520 i	100	04/99→06/03	➔	→ 03/00; für Behördenfahrzeuge		11.8171-0008.1 990049	ATE
			➔	nicht für Behördenfahrzeuge		11.8171-0008.1 990049	ATE
			➔	04/00→; für Behördenfahrzeuge		11.8171-0008.1 990049	ATE
			➔	nicht für Behördenfahrzeuge		11.8171-0008.1 990049	ATE
520 i	110	01/96→09/00	➔	03/96→ 03/00; für Behördenfahrzeuge		11.8171-0008.1 990049	ATE
			➔	04/00→; für Behördenfahrzeuge		11.8171-0008.1 990049	ATE
			➔	11/96→; nicht für Behördenfahrzeuge		11.8171-0008.1 990049	ATE
			➔	03/96→ 10/96; nicht für Behördenfahrzeuge		11.8171-0008.1 990049	ATE
			➔	03/96→; nicht für Behördenfahrzeuge		11.8171-0008.1 990049	ATE
			➔	03/96→; für Behördenfahrzeuge		11.8171-0008.1 990049	ATE
520 i 520 i	120 125	09/00→06/03 09/00→06/03	➔	für Behördenfahrzeuge		11.8171-0008.1 990049	ATE
			➔	nicht für Behördenfahrzeuge		11.8171-0008.1 990049	ATE
			➔	nicht für Behördenfahrzeuge		11.8171-0008.1 990049	ATE
			➔	für Behördenfahrzeuge		11.8171-0008.1 990049	ATE
523 i	125	11/95→09/00	➔	11/96→		11.8171-0008.1 990049	ATE
			➔	12/95→ 10/96		11.8171-0008.1 990049	ATE
			➔	09/98→		11.8171-0008.1 990049	ATE
			➔	12/95→ 08/98; nicht für Behördenfahrzeuge		11.8171-0008.1 990049	ATE
↓							




























































	kW			 	! #		
<b>BMW - 5 (E39) 11/95→06/03</b>							
<b>Führungsbolzen, Bremsattel</b>							
523 i	125	11/95→09/00	➡	12/95→ 08/98; für Behördenfahrzeuge		11.8171-0008.1 990049	ATE
525 d	120	02/00→06/03	⬅	04/00→; nicht für Behördenfahrzeuge		11.8171-0008.1 990049	ATE
			⬅	04/00→; für Behördenfahrzeuge		11.8171-0008.1 990049	ATE
			➡	04/00→		11.8171-0008.1 990049	ATE
525 i	141	09/00→06/03	⬅	10/00→; für Behördenfahrzeuge		11.8171-0008.1 990049	ATE
			⬅	10/00→; nicht für Behördenfahrzeuge		11.8171-0008.1 990049	ATE
			➡	10/00→		11.8171-0008.1 990049	ATE
525 td	85	01/97→06/03	⬅	→ 09/00		11.8171-0008.1 990049	ATE
			➡	→ 09/00; nicht für Behördenfahrzeuge		11.8171-0008.1 990049	ATE
			➡	→ 09/00; für Behördenfahrzeuge		11.8171-0008.1 990049	ATE
525 tds	105	01/96→06/03	⬅	11/96→ 09/00		11.8171-0008.1 990049	ATE
			⬅	02/96→ 10/96		11.8171-0008.1 990049	ATE
			➡	02/96→ 09/00; nicht für Behördenfahrzeuge		11.8171-0008.1 990049	ATE
			➡	02/96→ 09/00; für Behördenfahrzeuge		11.8171-0008.1 990049	ATE
528 i	142	11/95→09/00	⬅	12/95→ 10/96		11.8171-0008.1 990049	ATE
			⬅	11/96→		11.8171-0008.1 990049	ATE
			➡	12/95→		11.8171-0008.1 990049	ATE
530 d	135	08/98→09/00	⬅	09/98→		11.8171-0008.1 990049	ATE
			➡	09/98→		11.8171-0008.1 990049	ATE
530 d	142	09/00→06/03	⬅	10/00→		11.8171-0008.1 990049	ATE
			⬅	→ 09/00		11.8171-0008.1 990049	ATE
			➡			11.8171-0008.1 990049	ATE
530 i	170	09/00→06/03	⬅	10/00→		11.8171-0008.1 990049	ATE
			➡	10/00→		11.8171-0008.1 990049	ATE
535 i	173	04/96→03/99		09/97→		11.8171-0008.1 990049	ATE
			⬅	11/96→ 08/97		11.8171-0008.1 990049	ATE
			⬅	05/96→ 10/96		11.8171-0008.1 990049	ATE
			➡	05/96→		11.8171-0008.1 990049	ATE
535 i	180	04/99→06/03		→ 03/00		11.8171-0008.1 990049	ATE
			⬅	04/00→		11.8171-0008.1 990049	ATE
			➡			11.8171-0008.1 990049	ATE
540 i	210	04/96→06/03		05/96→ 03/00		11.8171-0008.1 990049	ATE
			⬅	04/00→		11.8171-0008.1 990049	ATE
			➡	05/96→		11.8171-0008.1 990049	ATE
M5	294	10/98→06/03	⬅			11.8171-0008.1 990049	ATE
			➡			11.8171-0008.1 990049	ATE
<b>Dichtungssatz, Bremsattel</b>							
520 d	100	02/00→06/03	⬅	04/00→; für Behördenfahrzeuge		11.0441-6003.2 250037	
			⬅	04/00→; nicht für Behördenfahrzeuge		11.0441-6008.2 250038	ATE für Kolben-Ø [mm]: 60
			➡	04/00→; für Behördenfahrzeuge		11.0441-4004.2 250012	ATE
			➡	04/00→; nicht für Behördenfahrzeuge		11.0441-4004.2 250012	ATE
520 i	100	04/99→06/03	⬅	→ 03/00; für Behördenfahrzeuge		11.0441-6003.2 250037	
			⬅	04/00→; für Behördenfahrzeuge		11.0441-6003.2 250037	
			⬅	nicht für Behördenfahrzeuge		11.0441-6008.2 250038	ATE für Kolben-Ø [mm]: 60
			➡	nicht für Behördenfahrzeuge		11.0441-4004.2 250012	ATE
			➡	für Behördenfahrzeuge		11.0441-4004.2 250012	ATE
520 i	110	01/96→09/00	⬅	03/96→ 03/00; für Behördenfahrzeuge		11.0441-6003.2 250037	
			⬅	04/00→; für Behördenfahrzeuge		11.0441-6003.2 250037	
			⬅	03/96→ 10/96; nicht für Behördenfahrzeuge		11.0441-6008.2 250038	ATE für Kolben-Ø [mm]: 60
			⬅	11/96→; nicht für Behördenfahrzeuge		11.0441-6008.2 250038	ATE für Kolben-Ø [mm]: 60
			➡	03/96→; für Behördenfahrzeuge		11.0441-4004.2 250012	ATE
			➡	03/96→; nicht für Behördenfahrzeuge		11.0441-4004.2 250012	ATE
↓							









	kW			 	! #		
<b>BMW - 5 (E39) 11/95→06/03</b>							
<b>Dichtungssatz, Bremsattel</b>							
520 i	120	09/00→06/03	←	für Behördenfahrzeuge		11.0441-6003.2 250037	
520 i	125	09/00→06/03	←	nicht für Behördenfahrzeuge		11.0441-6008.2 250038	ATE für Kolben-Ø [mm]: 60
			→	nicht für Behördenfahrzeuge		11.0441-4004.2 250012	ATE
			→	für Behördenfahrzeuge		11.0441-4004.2 250012	ATE
523 i	125	11/95→09/00	←	11/96→		11.0441-6008.2 250038	ATE für Kolben-Ø [mm]: 60
			←	12/95→ 10/96		11.0441-6008.2 250038	ATE für Kolben-Ø [mm]: 60
			→	09/98→		11.0441-4004.2 250012	ATE
			→	12/95→ 08/98; nicht für Behördenfahrzeuge		11.0441-4004.2 250012	ATE
			→	12/95→ 08/98; für Behördenfahrzeuge		11.0441-4004.2 250012	ATE
525 d	120	02/00→06/03	←	04/00→; für Behördenfahrzeuge		11.0441-6003.2 250037	
			←	04/00→; nicht für Behördenfahrzeuge		11.0441-6008.2 250038	ATE für Kolben-Ø [mm]: 60
			→	04/00→		11.0441-4004.2 250012	ATE
525 i	141	09/00→06/03	←	10/00→; für Behördenfahrzeuge		11.0441-6003.2 250037	
			←	10/00→; nicht für Behördenfahrzeuge		11.0441-6008.2 250038	ATE für Kolben-Ø [mm]: 60
			→	10/00→		11.0441-4004.2 250012	ATE
525 td	85	01/97→06/03	←	→ 09/00		11.0441-6008.2 250038	ATE für Kolben-Ø [mm]: 60
			→	→ 09/00; nicht für Behördenfahrzeuge		11.0441-4004.2 250012	ATE
			→	→ 09/00; für Behördenfahrzeuge		11.0441-4004.2 250012	ATE
525 tds	105	01/96→06/03	←	02/96→ 10/96		11.0441-6008.2 250038	ATE für Kolben-Ø [mm]: 60
			←	11/96→ 09/00		11.0441-6008.2 250038	ATE für Kolben-Ø [mm]: 60
			→	02/96→ 09/00; für Behördenfahrzeuge		11.0441-4004.2 250012	ATE
			→	02/96→ 09/00; nicht für Behördenfahrzeuge		11.0441-4004.2 250012	ATE
528 i	142	11/95→09/00	←	12/95→ 10/96		11.0441-6008.2 250038	ATE für Kolben-Ø [mm]: 60
			←	11/96→		11.0441-6008.2 250038	ATE für Kolben-Ø [mm]: 60
			→	12/95→		11.0441-4004.2 250012	ATE
530 d	135	08/98→09/00	←	09/98→		11.0441-6008.2 250038	ATE für Kolben-Ø [mm]: 60
			→	09/98→		11.0441-4004.2 250012	ATE
530 d	142	09/00→06/03	←	10/00→		11.0441-6003.2 250037	
			←	→ 09/00		11.0441-6008.2 250038	ATE für Kolben-Ø [mm]: 60
			→			11.0441-4004.2 250012	ATE
530 i	170	09/00→06/03	←	10/00→		11.0441-6003.2 250037	
			→	10/00→		11.0441-4004.2 250012	ATE
535 i	173	04/96→03/99	←	09/97→		11.0441-6003.2 250037	
			←	11/96→ 08/97		11.0441-6008.2 250038	ATE für Kolben-Ø [mm]: 60
			←	05/96→ 10/96		11.0441-6008.2 250038	ATE für Kolben-Ø [mm]: 60
			→	05/96→		11.0441-4004.2 250012	ATE
535 i	180	04/99→06/03	←	04/00→		11.0441-6003.2 250037	
			←	→ 03/00		11.0441-6003.2 250037	
			→			11.0441-4004.2 250012	ATE
540 i	210	04/96→06/03	←	04/00→		11.0441-6003.2 250037	
			←	05/96→ 03/00		11.0441-6003.2 250037	
			→	05/96→		11.0441-4004.2 250012	ATE
M5	294	10/98→06/03	←			11.0441-6003.2 250037	
<b>Bremsschlauch</b>							
520 d	100	02/00→06/03	←	☐; 04/00→; + ASC		24.5201-0100.3 331512	L= 100
525 d	120	02/00→06/03	←	am Bremsattel; 04/00→	2	83.6151-0411.3 330461	L= 410
			←	☐; 04/00→; + ASC		83.6204-0100.3 330441	L= 100
			→	☐; 04/00→		24.5201-0100.3 331512	L= 100
			→	am Bremsattel; 04/00→	2	83.6113-0276.3 330538	L= 275
			→	☐; 04/00→		83.6204-0100.3 330441	L= 100
520 i	100	04/99→06/03	←	☐; + ASC		24.5201-0100.3 331512	L= 100
520 i	120	09/00→06/03					
↓							


















	kw			 	! #		
<b>BMW - 5 (E39) 11/95→06/03</b>							
 <b>Bremsschlauch</b>							
520 i 530 d 535 i M5	125 142 180 294	09/00→06/03 09/00→06/03 04/99→06/03 10/98→06/03	← ← → →	am Bremssattel ☐; + ASC ☐ am Bremssattel	2	83.6151-0411.3 83.6204-0100.3 24.5201-0100.3 83.6113-0276.3 83.6204-0100.3	330461 330441 331512 330538 330441
520 i	110	01/96→09/00	← ← ← → → →	☐; 03/96→; + ASC am Bremssattel; 03/96→ ☐; 03/96→; + ASC ☐; 03/96→ am Bremssattel; 03/96→ ☐; 03/96→	2	24.5201-0100.3 83.6151-0411.3 83.6204-0100.3 24.5201-0100.3 83.6113-0276.3 83.6204-0100.3	331512 330461 330441 331512 330538 330441
523 i 528 i	125 142	11/95→09/00 11/95→09/00	← ← ← → → →	☐; 12/95→; + ASC am Bremssattel; 12/95→ ☐; 12/95→; + ASC ☐; 12/95→ am Bremssattel; 12/95→ ☐; 12/95→	2	24.5201-0100.3 83.6151-0411.3 83.6204-0100.3 24.5201-0100.3 83.6113-0276.3 83.6204-0100.3	331512 330461 330441 331512 330538 330441
525 i 530 i	141 170	09/00→06/03 09/00→06/03	← ← ← → → →	☐; 10/00→; + ASC am Bremssattel; 10/00→ ☐; 10/00→; + ASC ☐; 10/00→ am Bremssattel; 10/00→ ☐; 10/00→	2	24.5201-0100.3 83.6151-0411.3 83.6204-0100.3 24.5201-0100.3 83.6113-0276.3 83.6204-0100.3	331512 330461 330441 331512 330538 330441
525 td	85	01/97→06/03	← ← ← → → →	☐; → 09/00; + ASC am Bremssattel; → 09/00 ☐; → 09/00; + ASC ☐; → 09/00 am Bremssattel; → 09/00 ☐; → 09/00	2	24.5201-0100.3 83.6151-0411.3 83.6204-0100.3 24.5201-0100.3 83.6113-0276.3 83.6204-0100.3	331512 330461 330441 331512 330538 330441
525 tds	105	01/96→06/03	← ← ← → → →	☐; 02/96→ 09/00; + ASC am Bremssattel; 02/96→ 09/00 ☐; 02/96→ 09/00; + ASC ☐; 02/96→ 09/00 am Bremssattel; 02/96→ 09/00 ☐; 02/96→ 09/00	2	24.5201-0100.3 83.6151-0411.3 83.6204-0100.3 24.5201-0100.3 83.6113-0276.3 83.6204-0100.3	331512 330461 330441 331512 330538 330441
530 d	135	08/98→09/00	← ← ← → → →	☐; 09/98→; + ASC am Bremssattel; 09/98→ ☐; 09/98→; + ASC ☐; 09/98→ am Bremssattel; 09/98→ ☐; 09/98→	2	24.5201-0100.3 83.6151-0411.3 83.6204-0100.3 24.5201-0100.3 83.6113-0276.3 83.6204-0100.3	331512 330461 330441 331512 330538 330441
535 i 540 i	173 210	04/96→03/99 04/96→06/03	← ← ← → → →	☐; 05/96→; + ASC am Bremssattel; 05/96→ ☐; 05/96→; + ASC ☐; 05/96→ am Bremssattel; 05/96→ ☐; 05/96→	2	24.5201-0100.3 83.6151-0411.3 83.6204-0100.3 24.5201-0100.3 83.6113-0276.3 83.6204-0100.3	331512 330461 330441 331512 330538 330441
<b>BMW - 5 (E60) 12/01→03/10</b>							
 <b>Bremssattel</b>							
520 d 520 d	110 120	02/05→02/08 02/05→02/08	← ← ←	☐; 07/05→; nicht für Behördenfahrzeuge ☐; 07/05→; nicht für Behördenfahrzeuge ☐; 07/05→; nicht für Behördenfahrzeuge		11.9606-9967.2 24.3606-9967.5 11.9606-9968.2	220905 240571 220906
↓							ATE Ø 60 - Halter ATE Ø 60 - Halter ATE Ø 60 - Halter

	kw			 	! #		
<b>BMW - 5 (E60) 12/01→03/10</b>							
<b> Bremssattel</b>							
520 d 520 d	110 120	02/05→02/08 02/05→02/08	←  ; 07/05→; nicht für Behördenfahrzeuge	24.3606-9968.5	240572	ATE Ø 60 - Halter	
			←  ; 07/05→; für Behördenfahrzeuge	11.9606-9979.2	220907	ATE Ø 60 - Halter	
			←  ; 07/05→; für Behördenfahrzeuge	24.3606-9979.5	240575	ATE Ø 60 - Halter	
			←  ; 07/05→; für Behördenfahrzeuge	11.9606-9980.2	220908	ATE Ø 60 - Halter	
			→ 07/05→	24.3606-9980.5	240576	ATE Ø 60 - Halter	
520 d	130	04/06→12/09	←  ; 09/07→	11.9606-9979.2	220907	ATE Ø 60 - Halter	
			←  ; 09/07→	24.3606-9979.5	240575	ATE Ø 60 - Halter	
			→ 09/07→	11.9606-9980.2	220908	ATE Ø 60 - Halter	
520 i	125	07/03→03/10	←  ; Schaltgetriebe; → 03/05	11.9606-9967.2	220905	ATE Ø 60 - Halter	
			←  ; Schaltgetriebe; → 03/05	24.3606-9967.5	240571	ATE Ø 60 - Halter	
			←  ; Schaltgetriebe; → 03/05	11.9606-9968.2	220906	ATE Ø 60 - Halter	
			←  ; Vollautomatik; → 03/05	24.3606-9968.5	240572	ATE Ø 60 - Halter	
			←  ; Vollautomatik; → 03/05	11.9606-9979.2	220907	ATE Ø 60 - Halter	
523 i	130	07/05→03/10	←  ; → 03/07; nicht für Behördenfahrzeuge	24.3606-9979.5	240575	ATE Ø 60 - Halter	
			←  ; → 03/07; nicht für Behördenfahrzeuge	11.9606-9967.2	220905	ATE Ø 60 - Halter	
			←  ; → 03/07; für Behördenfahrzeuge	24.3606-9967.5	240571	ATE Ø 60 - Halter	
			←  ; → 03/07; für Behördenfahrzeuge	11.9606-9968.2	220906	ATE Ø 60 - Halter	
			→ 03/07	24.3606-9968.5	240572	ATE Ø 60 - Halter	
523 i	140	01/07→03/10	←  ; 03/07→ 02/10; nicht für Behördenfahrzeuge; Motorcode: N52N	11.9606-9979.2	220907	ATE Ø 60 - Halter	
			←  ; 03/07→ 02/10; nicht für Behördenfahrzeuge; Motorcode: N52N	24.3606-9979.5	240575	ATE Ø 60 - Halter	
			←  ; 03/07→ 02/10; Motorcode: N53	11.9606-9967.2	220905	ATE Ø 60 - Halter	
			←  ; 03/07→ 02/10; für Behördenfahrzeuge; Motorcode: N52N	24.3606-9967.5	240571	ATE Ø 60 - Halter	
			←  ; 03/07→ 02/10; für Behördenfahrzeuge; Motorcode: N52N	11.9606-9968.2	220906	ATE Ø 60 - Halter	
			←  ; 03/07→ 02/10; Motorcode: N53	24.3606-9968.5	240572	ATE Ø 60 - Halter	
			←  ; 03/07→ 02/10; Motorcode: N53	11.9606-9979.2	220907	ATE Ø 60 - Halter	
			→ 03/07→ 02/10	24.3606-9979.5	240575	ATE Ø 60 - Halter	
525 d 525 d	120 130	12/04→03/10 06/04→03/10	←  ; Schaltgetriebe; nicht für Behördenfahrzeuge; → 03/07	11.9606-9979.2	220907	ATE Ø 60 - Halter	
			←  ; Schaltgetriebe; nicht für Behördenfahrzeuge; → 03/07	24.3606-9967.5	240571	ATE Ø 60 - Halter	
			←  ; Schaltgetriebe; für Behördenfahrzeuge; → 03/07	11.9606-9968.2	220906	ATE Ø 60 - Halter	
			←  ; Schaltgetriebe; für Behördenfahrzeuge; → 03/07	24.3606-9968.5	240572	ATE Ø 60 - Halter	
			←  ; Vollautomatik; → 03/07	11.9606-9979.2	220907	ATE Ø 60 - Halter	
			←  ; Vollautomatik; → 03/07	24.3606-9979.5	240575	ATE Ø 60 - Halter	
			→ 03/07	11.9606-9980.2	220908	ATE Ø 60 - Halter	
525 d	145	01/07→03/10	←  ; 03/07→ 02/10; nicht für Behördenfahrzeuge	11.9606-9979.2	220907	ATE Ø 60 - Halter	
			←  ; 03/07→ 02/10; nicht für Behördenfahrzeuge	24.3606-9979.5	240575	ATE Ø 60 - Halter	
↓							








	kw			 	! #				
<b>BMW - 5 (E60) 12/01→03/10</b>									
 <b>Bremssattel</b>									
525 d	145	01/07→03/10	←	☐; 03/07→ 02/10; nicht für Behördenfahrzeuge		24.3606-9980.5	240576	ATE Ø 60 - Halter	
			←	☐; 03/07→ 02/10; für Behördenfahrzeuge		24.3606-9977.5	240573	ATE Ø 60 - Halter	
			←	☐; 03/07→ 02/10; für Behördenfahrzeuge		24.3606-9978.5	240574	ATE Ø 60 - Halter	
			➔	03/07→ 02/10; nicht für Behördenfahrzeuge	2	24.3426-9977.5	240567	ATE Ø 42 - Halter	
525 d xDrive 530 d xDrive 530 i xDrive	145	09/07→12/09	←	☐		24.3606-9955.5	240577	Ø 60 - Halter	
	173	09/07→12/09	←	☐		24.3606-9956.5	240578	Ø 60 - Halter	
	200	09/07→12/09	➔		2	24.3426-9977.5	240567	ATE Ø 42 - Halter	
525 i	141	09/03→03/10	←	☐; nicht für Behördenfahrzeuge; → 06/05		11.9606-9967.2	220905	ATE Ø 60 - Halter	
			←	☐; nicht für Behördenfahrzeuge; → 06/05		24.3606-9967.5	240571	ATE Ø 60 - Halter	
			←	☐; nicht für Behördenfahrzeuge; → 06/05		11.9606-9968.2	220906	ATE Ø 60 - Halter	
			←	☐; für Behördenfahrzeuge; → 06/05		24.3606-9968.5	240572	ATE Ø 60 - Halter	
			←	☐; für Behördenfahrzeuge; → 06/05		11.9606-9979.2	220907	ATE Ø 60 - Halter	
			←	☐; für Behördenfahrzeuge; → 06/05		24.3606-9979.5	240575	ATE Ø 60 - Halter	
525 i 525 i 525 i 525 i	155	07/05→03/10	←	☐; 03/07→ 02/10; nicht für Behördenfahrzeuge; Motorcode: N52N		11.9606-9967.2	220905	ATE Ø 60 - Halter	
	160	07/05→03/10	←	☐; 03/07→ 02/10; nicht für Behördenfahrzeuge; Motorcode: N52N		24.3606-9967.5	240571	ATE Ø 60 - Halter	
	155	01/07→03/10	←	☐; 03/07→ 02/10; nicht für Behördenfahrzeuge; Motorcode: N52N		11.9606-9968.2	220906	ATE Ø 60 - Halter	
	160	01/07→03/10	←	☐; 03/07→ 02/10; nicht für Behördenfahrzeuge; Motorcode: N52N		24.3606-9968.5	240572	ATE Ø 60 - Halter	
				←	☐; 03/07→ 02/10; für Behördenfahrzeuge; Motorcode: N52N		11.9606-9979.2	220907	ATE Ø 60 - Halter
				←	☐; 03/07→ 02/10; für Behördenfahrzeuge; Motorcode: N52N		24.3606-9979.5	240575	ATE Ø 60 - Halter
				←	☐; → 03/07		11.9606-9979.2	220907	ATE Ø 60 - Halter
				←	☐; → 03/07		24.3606-9979.5	240575	ATE Ø 60 - Halter
				←	☐; 03/07→ 02/10; nicht für Behördenfahrzeuge; Motorcode: N53		11.9606-9979.2	220907	ATE Ø 60 - Halter
				←	☐; 03/07→ 02/10; nicht für Behördenfahrzeuge; Motorcode: N53		24.3606-9979.5	240575	ATE Ø 60 - Halter
				←	☐; 03/07→ 02/10; für Behördenfahrzeuge; Motorcode: N52N		11.9606-9980.2	220908	ATE Ø 60 - Halter
				←	☐; 03/07→ 02/10; für Behördenfahrzeuge; Motorcode: N52N		24.3606-9980.5	240576	ATE Ø 60 - Halter
				←	☐; → 03/07		11.9606-9980.2	220908	ATE Ø 60 - Halter
				←	☐; → 03/07		24.3606-9980.5	240576	ATE Ø 60 - Halter
525 i xDrive 525 xi 525 xi	160	09/08→03/10	←	☐; → 02/10		11.9606-9980.2	220908	ATE Ø 60 - Halter	
	160	07/05→03/10	←	☐; → 02/10		24.3606-9980.5	240576	ATE Ø 60 - Halter	
	160	01/07→03/10	←	☐; → 02/10		11.9606-9980.2	220908	ATE Ø 60 - Halter	
				➔	→ 02/10	2	24.3426-9977.5	240567	ATE Ø 42 - Halter
	525 xd 530 xd 530 xi	145	11/06→08/07	←	☐; 03/07→		24.3606-9955.5	240577	Ø 60 - Halter
		173	09/06→08/07	←	☐; 03/07→		24.3606-9956.5	240578	Ø 60 - Halter
		200	11/05→08/07	➔	03/07→	2	24.3426-9977.5	240567	ATE Ø 42 - Halter
	530 d 530 d	155	02/02→12/09	←	☐; 07/03→; nicht für Behördenfahrzeuge; → 08/05		11.9606-9979.2	220907	ATE Ø 60 - Halter
		160	02/02→09/05	←	☐; 07/03→; nicht für Behördenfahrzeuge; → 08/05		24.3606-9979.5	240575	ATE Ø 60 - Halter
				←	☐; 07/03→; nicht für Behördenfahrzeuge; → 08/05		11.9606-9980.2	220908	ATE Ø 60 - Halter
			←	☐; 07/03→; nicht für Behördenfahrzeuge; → 08/05		24.3606-9980.5	240576	ATE Ø 60 - Halter	
			←	☐; 07/03→; für Behördenfahrzeuge; → 08/05		24.3606-9977.5	240573	ATE Ø 60 - Halter	
			➔	07/03→; nicht für Behördenfahrzeuge; → 08/05	2	24.3426-9977.5	240567	ATE Ø 42 - Halter	








	kw			 	! #		
<b>BMW - 5 (E60) 12/01→03/10</b>							
 <b>Bremssattel</b>							
530 d	170	02/05→02/07	←	☐; nicht für Behördenfahrzeuge		11.9606-9979.2 220907	ATE Ø 60 - Halter
					24.3606-9979.5 240575	ATE Ø 60 - Halter	
			←	☐; nicht für Behördenfahrzeuge		11.9606-9980.2 220908	ATE Ø 60 - Halter
					24.3606-9980.5 240576	ATE Ø 60 - Halter	
			←	☐; für Behördenfahrzeuge		24.3606-9977.5 240573	ATE Ø 60 - Halter
530 d	173	09/06→12/09	←	☐; 03/07→; nicht für Behördenfahrzeuge		11.9606-9979.2 220907	ATE Ø 60 - Halter
					24.3606-9979.5 240575	ATE Ø 60 - Halter	
			←	☐; 03/07→; nicht für Behördenfahrzeuge		11.9606-9980.2 220908	ATE Ø 60 - Halter
					24.3606-9980.5 240576	ATE Ø 60 - Halter	
			←	☐; 03/07→; für Behördenfahrzeuge		24.3606-9977.5 240573	ATE Ø 60 - Halter
530 i	170	12/01→02/05	←	☐; 07/03→		11.9606-9979.2 220907	ATE Ø 60 - Halter
					24.3606-9979.5 240575	ATE Ø 60 - Halter	
			←	☐; 07/03→		11.9606-9980.2 220908	ATE Ø 60 - Halter
					24.3606-9980.5 240576	ATE Ø 60 - Halter	
			→	07/03→	2	24.3426-9977.5 240567	ATE Ø 42 - Halter
530 i	187	03/05→03/10	←	☐; 07/05→ 03/07; nicht für Behördenfahrzeuge		11.9606-9979.2 220907	ATE Ø 60 - Halter
					24.3606-9979.5 240575	ATE Ø 60 - Halter	
			←	☐; 07/05→ 03/07; nicht für Behördenfahrzeuge		11.9606-9980.2 220908	ATE Ø 60 - Halter
					24.3606-9980.5 240576	ATE Ø 60 - Halter	
			←	☐; 07/05→ 03/07; für Behördenfahrzeuge		24.3606-9977.5 240573	ATE Ø 60 - Halter
530 i	190	09/04→02/07	←	☐; 07/05→; nicht für Behördenfahrzeuge		11.9606-9979.2 220907	ATE Ø 60 - Halter
					24.3606-9979.5 240575	ATE Ø 60 - Halter	
			←	☐; 07/05→; nicht für Behördenfahrzeuge		11.9606-9980.2 220908	ATE Ø 60 - Halter
					24.3606-9980.5 240576	ATE Ø 60 - Halter	
			←	☐; 07/05→; für Behördenfahrzeuge		24.3606-9977.5 240573	ATE Ø 60 - Halter
530 i	200	09/06→12/09	←	☐; 01/07→; nicht für Behördenfahrzeuge; Motorcode: N52N		11.9606-9979.2 220907	ATE Ø 60 - Halter
					24.3606-9979.5 240575	ATE Ø 60 - Halter	
			←	☐; 01/07→; nicht für Behördenfahrzeuge; Motorcode: N52N		11.9606-9980.2 220908	ATE Ø 60 - Halter
					24.3606-9980.5 240576	ATE Ø 60 - Halter	
			←	☐; 01/07→; für Behördenfahrzeuge; Motorcode: N52N		24.3606-9977.5 240573	ATE Ø 60 - Halter
			←	☐; 01/07→; Motorcode: N53		24.3606-9977.5 240573	ATE Ø 60 - Halter
			←	☐; 01/07→; für Behördenfahrzeuge; Motorcode: N52N		24.3606-9978.5 240574	ATE Ø 60 - Halter
→	01/07→; nicht für Behördenfahrzeuge; Motorcode: N52N	2	24.3426-9977.5 240567	ATE Ø 42 - Halter			
530 i	200	01/07→12/09	←	☐; nicht für Behördenfahrzeuge; Motorcode: N52N		11.9606-9979.2 220907	ATE Ø 60 - Halter
					24.3606-9979.5 240575	ATE Ø 60 - Halter	
			←	☐; nicht für Behördenfahrzeuge; Motorcode: N52N		11.9606-9980.2 220908	ATE Ø 60 - Halter
					24.3606-9980.5 240576	ATE Ø 60 - Halter	
			←	☐; für Behördenfahrzeuge; Motorcode: N52N		24.3606-9977.5 240573	ATE Ø 60 - Halter
			←	☐; Motorcode: N53		24.3606-9977.5 240573	ATE Ø 60 - Halter
			←	☐; Motorcode: N53		24.3606-9978.5 240574	ATE Ø 60 - Halter
→	☐; für Behördenfahrzeuge; Motorcode: N52N		24.3606-9978.5 240574	ATE Ø 60 - Halter			
530 xd	170	02/05→02/07	←	☐; 07/05→		24.3606-9955.5 240577	Ø 60 - Halter
			↓				








	kw			 	! #		
<b>BMW - 5 (E60) 12/01→03/10</b>							
<b> Bremssattel</b>							
530 xi	190	09/04→02/07	←	☐; 07/05→	2	24.3606-9956.5 240578	Ø 60 - Halter
			→	07/05→	2	24.3426-9977.5 240567	ATE Ø 42 - Halter
535 i 540 i	225 225	04/06→12/09 09/05→02/10	←	☐; → 03/07		24.3606-9977.5 240573	ATE Ø 60 - Halter
			←	☐; 03/07→; nicht für erhöhte Nutzlast		24.3606-9977.5 240573	ATE Ø 60 - Halter
			←	☐; → 03/07		24.3606-9978.5 240574	ATE Ø 60 - Halter
			←	☐; 03/07→; nicht für erhöhte Nutzlast		24.3606-9978.5 240574	ATE Ø 60 - Halter
540 i	225	07/05→03/10	←	☐; 03/07→ 02/10; nicht für erhöhte Nutzlast		24.3606-9977.5 240573	ATE Ø 60 - Halter
			←	☐; → 03/07		24.3606-9977.5 240573	ATE Ø 60 - Halter
			←	☐; 03/07→ 02/10; nicht für erhöhte Nutzlast		24.3606-9978.5 240574	ATE Ø 60 - Halter
			←	☐; → 03/07		24.3606-9978.5 240574	ATE Ø 60 - Halter
545 i	245	09/03→03/10	←	☐; → 08/05		24.3606-9977.5 240573	ATE Ø 60 - Halter
			←	☐; → 08/05		24.3606-9978.5 240574	ATE Ø 60 - Halter
550 i	270	07/05→03/10	←	☐; 03/07→ 02/10		24.3606-9977.5 240573	ATE Ø 60 - Halter
			←	☐; 03/07→ 02/10		24.3606-9978.5 240574	ATE Ø 60 - Halter
<b>Bremssattelhaltersatz</b>							
525 d	145	01/07→03/10	→	03/07→ 02/10; für Behördenfahrzeuge	2	11.0230-0176.2 260088	ATE
525 i	155	07/05→03/10	→	03/07→ 02/10; Motorcode: N53;	2	11.0230-0176.2 260088	ATE
525 i	160	07/05→03/10		für Behördenfahrzeuge			
525 i	155	01/07→03/10					
525 i	160	01/07→03/10					
530 d	155	02/02→12/09	→	07/03→; für Behördenfahrzeuge;	2	11.0230-0176.2 260088	ATE
530 d	160	02/02→09/05		→ 08/05			
530 d	170	02/05→02/07	→	für Behördenfahrzeuge	2	11.0230-0176.2 260088	ATE
530 d	173	09/06→12/09	→	03/07→; für Behördenfahrzeuge	2	11.0230-0176.2 260088	ATE
530 i	187	03/05→03/10	→	07/05→ 03/07; für Behördenfahrzeuge	2	11.0230-0176.2 260088	ATE
530 i	190	09/04→02/07	→	07/05→; für Behördenfahrzeuge	2	11.0230-0176.2 260088	ATE
530 i	200	09/06→12/09	→	01/07→; für Behördenfahrzeuge;	2	11.0230-0176.2 260088	ATE
			→	Motorcode: N52N			
			→	01/07→; Motorcode: N53	2	11.0230-0176.2 260088	ATE
530 i	200	01/07→12/09	→	Motorcode: N53	2	11.0230-0176.2 260088	ATE
			→	für Behördenfahrzeuge;	2	11.0230-0176.2 260088	ATE
				Motorcode: N52N			
535 d	200	09/04→03/10	→	→ 03/07	2	11.0230-0176.2 260088	ATE
535 d	210	01/07→03/10	→	03/07→ 02/10	2	11.0230-0176.2 260088	ATE
540 i	225	07/05→03/10	→				
535 i	225	04/06→12/09	→	03/07→	2	11.0230-0176.2 260088	ATE
540 i	225	09/05→02/10					
545 i	245	09/03→03/10	→	→ 08/05	2	11.0230-0176.2 260088	ATE
550 i	270	07/05→03/10	→	→ 02/10	2	11.0230-0176.2 260088	ATE
<b>Feder, Bremssattel</b>							
520 d	110	02/05→02/08		07/05→; für Behördenfahrzeuge	2	11.8116-0315.2 390447	ATE
520 d	120	02/05→02/08		07/05→	2	11.8116-0330.1 390472	ATE
				07/05→; nicht für Behördenfahrzeuge	2	11.8116-0339.2 390528	ATE
520 d	130	04/06→12/09		09/07→	2	11.8116-0315.2 390447	ATE
						11.8116-0330.1 390472	ATE
520 i	125	07/03→03/10		Vollautomatik; → 03/05	2	11.8116-0315.2 390447	ATE
				→ 03/05	2	11.8116-0330.1 390472	ATE
				Schaltgetriebe; → 03/05	2	11.8116-0339.2 390528	ATE
523 i	130	07/05→03/10		→ 03/07; für Behördenfahrzeuge	2	11.8116-0315.2 390447	ATE
				→ 03/07	2	11.8116-0330.1 390472	ATE
				→ 03/07; nicht für Behördenfahrzeuge	2	11.8116-0339.2 390528	ATE
523 i	140	01/07→03/10		03/07→ 02/10; Motorcode: N53	2	11.8116-0315.2 390447	ATE
				03/07→ 02/10; für Behördenfahrzeuge;	2	11.8116-0315.2 390447	ATE
				Motorcode: N52N			
				03/07→ 02/10	2	11.8116-0330.1 390472	ATE
				03/07→ 02/10;	2	11.8116-0339.2 390528	ATE
				nicht für Behördenfahrzeuge;			
				Motorcode: N52N			
525 d	120	12/04→03/10		Vollautomatik; → 03/07	2	11.8116-0315.2 390447	ATE
↓							








	kw			 	! #			
<b>BMW - 5 (E60) 12/01→03/10</b>								
<b>Feder, Bremsattel</b>								
525 d	130	06/04→03/10		Schaltgetriebe; für Behördenfahrzeuge; → 03/07	2	11.8116-0315.2	390447	ATE
				→ 03/07	2	11.8116-0330.1	390472	ATE
				Schaltgetriebe; nicht für Behördenfahrzeuge; → 03/07	2	11.8116-0339.2	390528	ATE
525 d	145	01/07→03/10		03/07→ 02/10; für Behördenfahrzeuge	2	11.8116-0315.2	390447	ATE
				03/07→ 02/10; nicht für Behördenfahrzeuge	2	11.8116-0315.2	390447	ATE
			➡	03/07→ 02/10; für Behördenfahrzeuge	2	11.8116-0330.1	390472	ATE
525 d xDrive 530 d xDrive 530 i xDrive	145	09/07→12/09			2	11.8116-0315.2	390447	ATE
	173	09/07→12/09			2	11.8116-0330.1	390472	ATE
	200	09/07→12/09			2	11.8116-0330.1	390472	ATE
525 i	141	09/03→03/10		für Behördenfahrzeuge; → 06/05	2	11.8116-0315.2	390447	ATE
				→ 06/05	2	11.8116-0330.1	390472	ATE
				nicht für Behördenfahrzeuge; → 06/05	2	11.8116-0339.2	390528	ATE
525 i 525 i 525 i 525 i	155	07/05→03/10		03/07→ 02/10; für Behördenfahrzeuge; Motorcode: N52N	2	11.8116-0315.2	390447	ATE
	160	07/05→03/10			2	11.8116-0330.1	390472	ATE
	155	01/07→03/10		→ 03/07	2	11.8116-0315.2	390447	ATE
	160	01/07→03/10			2	11.8116-0330.1	390472	ATE
				03/07→ 02/10; für Behördenfahrzeuge; Motorcode: N53	2	11.8116-0315.2	390447	ATE
				03/07→ 02/10; nicht für Behördenfahrzeuge; Motorcode: N53	2	11.8116-0315.2	390447	ATE
				03/07→ 02/10; Motorcode: N52N	2	11.8116-0330.1	390472	ATE
				03/07→ 02/10; nicht für Behördenfahrzeuge; Motorcode: N52N	2	11.8116-0339.2	390528	ATE
			➡ 03/07→ 02/10; Motorcode: N53; für Behördenfahrzeuge	2	11.8116-0296.1	390445	ATE	
525 i xDrive 525 xi 525 xi	160	09/08→03/10		→ 02/10	2	11.8116-0315.2	390447	ATE
	160	07/05→03/10			2	11.8116-0330.1	390472	ATE
	160	01/07→03/10			2	11.8116-0330.1	390472	ATE
525 xd 530 xd 530 xi	145	11/06→08/07		03/07→	2	11.8116-0315.2	390447	ATE
	173	09/06→08/07			2	11.8116-0330.1	390472	ATE
	200	11/05→08/07			2	11.8116-0330.1	390472	ATE
530 d 530 d	155	02/02→12/09		07/03→; für Behördenfahrzeuge; → 08/05	2	11.8116-0315.2	390447	ATE
	160	02/02→09/05			2	11.8116-0330.1	390472	ATE
				➡ 07/03→; für Behördenfahrzeuge; → 08/05	2	11.8116-0296.1	390445	ATE
530 d	170	02/05→02/07		für Behördenfahrzeuge	2	11.8116-0315.2	390447	ATE
				nicht für Behördenfahrzeuge	2	11.8116-0315.2	390447	ATE
			➡	für Behördenfahrzeuge	2	11.8116-0330.1	390472	ATE
530 d	173	09/06→12/09		03/07→; für Behördenfahrzeuge	2	11.8116-0315.2	390447	ATE
				03/07→; nicht für Behördenfahrzeuge	2	11.8116-0315.2	390447	ATE
			➡	03/07→; für Behördenfahrzeuge	2	11.8116-0330.1	390472	ATE
530 i	170	12/01→02/05		07/03→	2	11.8116-0315.2	390447	ATE
530 i	187	03/05→03/10		07/05→ 03/07; für Behördenfahrzeuge	2	11.8116-0315.2	390447	ATE
				07/05→ 03/07; nicht für Behördenfahrzeuge	2	11.8116-0315.2	390447	ATE
			➡	07/05→ 03/07; für Behördenfahrzeuge	2	11.8116-0330.1	390472	ATE
530 i	190	09/04→02/07		07/05→; für Behördenfahrzeuge	2	11.8116-0315.2	390447	ATE
				07/05→; nicht für Behördenfahrzeuge	2	11.8116-0315.2	390447	ATE
			➡	07/05→; für Behördenfahrzeuge	2	11.8116-0330.1	390472	ATE
530 i	200	09/06→12/09		01/07→; nicht für Behördenfahrzeuge; Motorcode: N52N	2	11.8116-0315.2	390447	ATE
					2	11.8116-0330.1	390472	ATE
				01/07→; für Behördenfahrzeuge; Motorcode: N52N	2	11.8116-0315.2	390447	ATE
			➡	01/07→; Motorcode: N53	2	11.8116-0315.2	390447	ATE
			➡ 01/07→; für Behördenfahrzeuge; Motorcode: N52N	2	11.8116-0296.1	390445	ATE	
↓								










	kw			 	! #		
<b>BMW - 5 (E60) 12/01→03/10</b>							
<b>Feder, Bremssattel</b>							
530 i	200	09/06→12/09	➡	01/07→; Motorcode: N53	2	11.8116-0296.1 390445	ATE
530 i	200	01/07→12/09		Motorcode: N53	2	11.8116-0315.2 390447	ATE
				für Behördenfahrzeuge; Motorcode: N52N	2	11.8116-0315.2 390447	ATE
				nicht für Behördenfahrzeuge; Motorcode: N52N	2	11.8116-0315.2 390447 11.8116-0330.1 390472	ATE ATE
			➡	für Behördenfahrzeuge; Motorcode: N52N	2	11.8116-0296.1 390445	ATE
			➡	Motorcode: N53	2	11.8116-0296.1 390445	ATE
530 xd 530 xi	170 190	02/05→02/07 09/04→02/07		07/05→	2	11.8116-0315.2 390447 11.8116-0330.1 390472	ATE ATE
535 d	200	09/04→03/10		→ 03/07	2	11.8116-0353.2 390585	ATE
			➡	→ 03/07	2	11.8116-0296.1 390445	ATE
535 d	210	01/07→03/10		03/07→ 02/10	2	11.8116-0353.2 390585	ATE
			➡	03/07→ 02/10	2	11.8116-0296.1 390445	ATE
535 i 540 i	225 225	04/06→12/09 09/05→02/10		→ 03/07	2	11.8116-0315.2 390447	ATE
				03/07→; nicht für erhöhte Nutzlast	2	11.8116-0315.2 390447	ATE
				03/07→; für erhöhte Nutzlast	2	11.8116-0353.2 390585	ATE
			➡	03/07→	2	11.8116-0296.1 390445	ATE
			➡	→ 03/07	2	11.8116-0296.1 390445	ATE
540 i	225	07/05→03/10		→ 03/07	2	11.8116-0315.2 390447	ATE
				03/07→ 02/10; nicht für erhöhte Nutzlast	2	11.8116-0315.2 390447	ATE
				03/07→ 02/10; für erhöhte Nutzlast	2	11.8116-0353.2 390585	ATE
			➡	03/07→ 02/10	2	11.8116-0296.1 390445	ATE
			➡	→ 03/07	2	11.8116-0296.1 390445	ATE
545 i	245	09/03→03/10		→ 08/05	2	11.8116-0315.2 390447	ATE
			➡	→ 08/05	2	11.8116-0296.1 390445	ATE
550 i	270	07/05→03/10		03/07→ 02/10	2	11.8116-0315.2 390447 11.8116-0353.2 390585	ATE ATE
				→ 03/07	2	11.8116-0353.2 390585	ATE
			➡	→ 02/10	2	11.8116-0296.1 390445	ATE
M5	373	09/04→03/10	←	→ 02/10	2	11.8116-0353.2 390585	ATE
			➡	→ 02/10	2	11.8116-0296.1 390445	ATE
<b>Führungshülzensatz, Bremssattel</b>							
520 d 520 d	110 120	02/05→02/08 02/05→02/08	←	07/05→; nicht für Behördenfahrzeuge		11.0101-5402.2 260009	ATE
			←	07/05→; für Behördenfahrzeuge		11.0101-6006.2 260098	ATE
			➡	07/05→		11.0101-5402.2 260009	ATE
520 d	130	04/06→12/09	←	09/07→		11.0101-6006.2 260098	ATE
			➡	09/07→		11.0101-5402.2 260009	ATE
520 i	125	07/03→03/10	←	Schaltgetriebe; → 03/05		11.0101-5402.2 260009	ATE
			←	Vollautomatik; → 03/05		11.0101-6006.2 260098	ATE
			➡	→ 03/05		11.0101-5402.2 260009	ATE
523 i	130	07/05→03/10	←	→ 03/07; nicht für Behördenfahrzeuge		11.0101-5402.2 260009	ATE
			←	→ 03/07; für Behördenfahrzeuge		11.0101-6006.2 260098	ATE
			➡	→ 03/07		11.0101-5402.2 260009	ATE
523 i	140	01/07→03/10	←	03/07→ 02/10; nicht für Behördenfahrzeuge; Motorcode: N52N		11.0101-5402.2 260009	ATE
			←	03/07→ 02/10; Motorcode: N53		11.0101-6006.2 260098	ATE
			←	03/07→ 02/10; für Behördenfahrzeuge; Motorcode: N52N		11.0101-6006.2 260098	ATE
			➡	03/07→ 02/10		11.0101-5402.2 260009	ATE
525 d 525 d	120 130	12/04→03/10 06/04→03/10	←	Schaltgetriebe; nicht für Behördenfahrzeuge; → 03/07		11.0101-5402.2 260009	ATE
			←	Vollautomatik; → 03/07		11.0101-6006.2 260098	ATE
			←	Schaltgetriebe; für Behördenfahrzeuge; → 03/07		11.0101-6006.2 260098	ATE
			➡	→ 03/07		11.0101-5402.2 260009	ATE
↓							








	kW			 	! #		
<b>BMW - 5 (E60) 12/01→03/10</b>							
<b>Führungshülzensatz, Bremsattel</b>							
525 d	145	01/07→03/10	←	03/07→ 02/10; für Behördenfahrzeuge		11.0101-6006.2 260098	ATE
			←	03/07→ 02/10; nicht für Behördenfahrzeuge		11.0101-6006.2 260098	ATE
			→	03/07→ 02/10; nicht für Behördenfahrzeuge		11.0101-5402.2 260009	ATE
			→	03/07→ 02/10; für Behördenfahrzeuge		11.0101-5402.2 260009	ATE
525 d xDrive	145	09/07→12/09	←			11.0101-6006.2 260098	ATE
530 d xDrive	173	09/07→12/09	→			11.0101-5402.2 260009	ATE
530 i xDrive	200	09/07→12/09	→			11.0101-5402.2 260009	ATE
525 i	141	09/03→03/10	←	nicht für Behördenfahrzeuge; → 06/05		11.0101-5402.2 260009	ATE
			←	für Behördenfahrzeuge; → 06/05		11.0101-6006.2 260098	ATE
			→	→ 06/05		11.0101-5402.2 260009	ATE
525 i	155	07/05→03/10	←	03/07→ 02/10; nicht für Behördenfahrzeuge; Motorcode: N52N		11.0101-5402.2 260009	ATE
525 i	160	07/05→03/10	→			11.0101-5402.2 260009	ATE
525 i	155	01/07→03/10	→			11.0101-5402.2 260009	ATE
525 i	160	01/07→03/10	←	→ 03/07		11.0101-6006.2 260098	ATE
			←	03/07→ 02/10; für Behördenfahrzeuge; Motorcode: N52N		11.0101-6006.2 260098	ATE
			←	03/07→ 02/10; nicht für Behördenfahrzeuge; Motorcode: N53		11.0101-6006.2 260098	ATE
			←	03/07→ 02/10; für Behördenfahrzeuge; Motorcode: N53		11.0101-6006.2 260098	ATE
			→	03/07→ 02/10; Motorcode: N52N		11.0101-5402.2 260009	ATE
			→	→ 03/07		11.0101-5402.2 260009	ATE
			→	03/07→; Motorcode: N53; nicht für Behördenfahrzeuge; → 02/10		11.0101-5402.2 260009	ATE
			→	03/07→ 02/10; Motorcode: N53; für Behördenfahrzeuge		11.0101-5402.2 260009	ATE
525 i xDrive	160	09/08→03/10	←	→ 02/10		11.0101-6006.2 260098	ATE
525 xi	160	07/05→03/10	→	→ 02/10		11.0101-5402.2 260009	ATE
525 xi	160	01/07→03/10	→			11.0101-5402.2 260009	ATE
525 xd	145	11/06→08/07	←	03/07→		11.0101-6006.2 260098	ATE
530 xd	173	09/06→08/07	→			11.0101-5402.2 260009	ATE
530 xi	200	11/05→08/07	→	03/07→		11.0101-5402.2 260009	ATE
530 d	155	02/02→12/09	←	07/03→; nicht für Behördenfahrzeuge; → 08/05		11.0101-6006.2 260098	ATE
530 d	160	02/02→09/05	←	07/03→; für Behördenfahrzeuge; → 08/05		11.0101-6006.2 260098	ATE
			→	07/03→; für Behördenfahrzeuge; → 08/05		11.0101-5402.2 260009	ATE
			→	07/03→; nicht für Behördenfahrzeuge; → 08/05		11.0101-5402.2 260009	ATE
530 d	170	02/05→02/07	←	für Behördenfahrzeuge		11.0101-6006.2 260098	ATE
			←	nicht für Behördenfahrzeuge		11.0101-6006.2 260098	ATE
			→	nicht für Behördenfahrzeuge		11.0101-5402.2 260009	ATE
			→	für Behördenfahrzeuge		11.0101-5402.2 260009	ATE
530 d	173	09/06→12/09	←	03/07→; für Behördenfahrzeuge		11.0101-6006.2 260098	ATE
			←	03/07→; nicht für Behördenfahrzeuge		11.0101-6006.2 260098	ATE
			→	03/07→; nicht für Behördenfahrzeuge		11.0101-5402.2 260009	ATE
			→	03/07→; für Behördenfahrzeuge		11.0101-5402.2 260009	ATE
530 i	170	12/01→02/05	←	07/03→		11.0101-6006.2 260098	ATE
			→	07/03→		11.0101-5402.2 260009	ATE
530 i	187	03/05→03/10	←	07/05→ 03/07; für Behördenfahrzeuge		11.0101-6006.2 260098	ATE
			←	07/05→ 03/07; nicht für Behördenfahrzeuge		11.0101-6006.2 260098	ATE
			→	07/05→ 03/07; für Behördenfahrzeuge		11.0101-5402.2 260009	ATE
			→	07/05→ 03/07; nicht für Behördenfahrzeuge		11.0101-5402.2 260009	ATE
530 i	190	09/04→02/07	←	07/05→; für Behördenfahrzeuge		11.0101-6006.2 260098	ATE
			←	07/05→; nicht für Behördenfahrzeuge		11.0101-6006.2 260098	ATE
			→	07/05→; für Behördenfahrzeuge		11.0101-5402.2 260009	ATE
			→	07/05→; nicht für Behördenfahrzeuge		11.0101-5402.2 260009	ATE
530 i	200	09/06→12/09	←	01/07→; Motorcode: N53		11.0101-6006.2 260098	ATE
↓							

	kw			 	! #			
<b>BMW - 5 (E60) 12/01→03/10</b>								
<b>Führungshülzensatz, Bremsattel</b>								
530 i	200	09/06→12/09	←	01/07→; nicht für Behördenfahrzeuge; Motorcode: N52N		11.0101-6006.2	260098	ATE
			←	01/07→; für Behördenfahrzeuge; Motorcode: N52N		11.0101-6006.2	260098	ATE
			→	01/07→; für Behördenfahrzeuge; Motorcode: N52N		11.0101-5402.2	260009	ATE
			→	01/07→; nicht für Behördenfahrzeuge; Motorcode: N52N		11.0101-5402.2	260009	ATE
			→	01/07→; Motorcode: N53		11.0101-5402.2	260009	ATE
530 i	200	01/07→12/09	←	Motorcode: N53		11.0101-6006.2	260098	ATE
			←	nicht für Behördenfahrzeuge; Motorcode: N52N		11.0101-6006.2	260098	ATE
			←	für Behördenfahrzeuge; Motorcode: N52N		11.0101-6006.2	260098	ATE
			→	nicht für Behördenfahrzeuge; Motorcode: N52N		11.0101-5402.2	260009	ATE
			→	Motorcode: N53		11.0101-5402.2	260009	ATE
530 xd 530 xi	170 190	02/05→02/07 09/04→02/07	←	07/05→		11.0101-6006.2	260098	ATE
			→	07/05→		11.0101-5402.2	260009	ATE
535 d	200	09/04→03/10	←	→ 03/07		11.0101-5706.2	260097	ATE
			→	→ 03/07		11.0101-5402.2	260009	ATE
535 d	210	01/07→03/10	←	03/07→ 02/10		11.0101-5706.2	260097	ATE
			→	03/07→ 02/10		11.0101-5402.2	260009	ATE
535 i 540 i	225 225	04/06→12/09 09/05→02/10	←	03/07→; für erhöhte Nutzlast		11.0101-5706.2	260097	ATE
			←	→ 03/07		11.0101-6006.2	260098	ATE
			←	03/07→; nicht für erhöhte Nutzlast		11.0101-6006.2	260098	ATE
			→	03/07→		11.0101-5402.2	260009	ATE
540 i	225	07/05→03/10	←	03/07→ 02/10; für erhöhte Nutzlast		11.0101-5706.2	260097	ATE
			←	→ 03/07		11.0101-6006.2	260098	ATE
			←	03/07→ 02/10; nicht für erhöhte Nutzlast		11.0101-6006.2	260098	ATE
			→	→ 03/07		11.0101-5402.2	260009	ATE
545 i	245	09/03→03/10	←	→ 08/05		11.0101-6006.2	260098	ATE
			→	→ 08/05		11.0101-5402.2	260009	ATE
550 i	270	07/05→03/10	←	03/07→ 02/10		11.0101-5706.2	260097	ATE
			←	→ 03/07		11.0101-5706.2	260097	ATE
			→	→ 02/10		11.0101-5402.2	260009	ATE
M5	373	09/04→03/10	←	→ 02/10		11.0101-5706.2	260097	ATE
			→	→ 02/10		11.0101-5402.2	260009	ATE
<b>Führungsbolzen, Bremsattel</b>								
520 d 520 d	110 120	02/05→02/08 02/05→02/08		07/05→		11.8171-0008.1	990049	ATE
				07/05→; nicht für Behördenfahrzeuge		11.8171-0008.1	990049	ATE
				07/05→; für Behördenfahrzeuge		11.8171-0008.1	990049	ATE
520 d	130	04/06→12/09		09/07→		11.8171-0008.1	990049	ATE
520 i	125	07/03→03/10		Schaltgetriebe; → 03/05		11.8171-0008.1	990049	ATE
				Vollautomatik; → 03/05		11.8171-0008.1	990049	ATE
				→ 03/05		11.8171-0008.1	990049	ATE
523 i	130	07/05→03/10		→ 03/07		11.8171-0008.1	990049	ATE
				→ 03/07; für Behördenfahrzeuge		11.8171-0008.1	990049	ATE
				→ 03/07; nicht für Behördenfahrzeuge		11.8171-0008.1	990049	ATE
523 i	140	01/07→03/10		03/07→ 02/10		11.8171-0008.1	990049	ATE
				03/07→ 02/10; Motorcode: N53		11.8171-0008.1	990049	ATE
				03/07→ 02/10; nicht für Behördenfahrzeuge; Motorcode: N52N		11.8171-0008.1	990049	ATE
↓								








	kW			 	! #		
<b>BMW - 5 (E60) 12/01→03/10</b>							
<b>Führungsbolzen, Bremsattel</b>							
523 i	140	01/07→03/10		03/07→ 02/10; für Behördenfahrzeuge; Motorcode: N52N		11.8171-0008.1 990049	ATE
525 d	120	12/04→03/10		Schaltgetriebe; für Behördenfahrzeuge; → 03/07		11.8171-0008.1 990049	ATE
525 d	130	06/04→03/10		Vollautomatik; → 03/07		11.8171-0008.1 990049	ATE
				Schaltgetriebe; nicht für Behördenfahrzeuge; → 03/07		11.8171-0008.1 990049	ATE
				→ 03/07		11.8171-0008.1 990049	ATE
525 d	145	01/07→03/10		03/07→ 02/10; für Behördenfahrzeuge		11.8171-0008.1 990049	ATE
						11.8171-0067.1 250153	ATE
				03/07→ 02/10; nicht für Behördenfahrzeuge		11.8171-0008.1 990049	ATE
			➔	03/07→ 02/10; für Behördenfahrzeuge		11.8171-0008.1 990049	ATE
525 d xDrive	145	09/07→12/09				11.8171-0008.1 990049	ATE
530 d xDrive	173	09/07→12/09				11.8171-0067.1 250153	ATE
530 i xDrive	200	09/07→12/09				11.8171-0067.1 250153	ATE
525 i	141	09/03→03/10		→ 06/05		11.8171-0008.1 990049	ATE
				nicht für Behördenfahrzeuge; → 06/05		11.8171-0008.1 990049	ATE
				für Behördenfahrzeuge; → 06/05		11.8171-0008.1 990049	ATE
525 i	155	07/05→03/10		03/07→ 02/10; für Behördenfahrzeuge; Motorcode: N53		11.8171-0008.1 990049	ATE
525 i	160	07/05→03/10				11.8171-0067.1 250153	ATE
525 i	155	01/07→03/10		→ 03/07		11.8171-0008.1 990049	ATE
525 i	160	01/07→03/10		03/07→; Motorcode: N53; nicht für Behördenfahrzeuge; → 02/10		11.8171-0008.1 990049	ATE
				03/07→ 02/10; für Behördenfahrzeuge; Motorcode: N52N		11.8171-0008.1 990049	ATE
				03/07→ 02/10; nicht für Behördenfahrzeuge; Motorcode: N52N		11.8171-0008.1 990049	ATE
				03/07→ 02/10; Motorcode: N52N		11.8171-0008.1 990049	ATE
			➔	03/07→ 02/10; Motorcode: N53; für Behördenfahrzeuge		11.8171-0008.1 990049	ATE
525 i xDrive	160	09/08→03/10		→ 02/10		11.8171-0008.1 990049	ATE
525 xi	160	07/05→03/10				11.8171-0067.1 250153	ATE
525 xi	160	01/07→03/10				11.8171-0067.1 250153	ATE
525 xd	145	11/06→08/07		03/07→		11.8171-0008.1 990049	ATE
530 xd	173	09/06→08/07				11.8171-0067.1 250153	ATE
530 xi	200	11/05→08/07				11.8171-0067.1 250153	ATE
530 d	155	02/02→12/09		07/03→; nicht für Behördenfahrzeuge; → 08/05		11.8171-0008.1 990049	ATE
530 d	160	02/02→09/05		07/03→; für Behördenfahrzeuge; → 08/05		11.8171-0008.1 990049	ATE
				07/03→; für Behördenfahrzeuge; → 08/05		11.8171-0067.1 250153	ATE
			➔	07/03→; für Behördenfahrzeuge; → 08/05		11.8171-0008.1 990049	ATE
530 d	170	02/05→02/07		nicht für Behördenfahrzeuge		11.8171-0008.1 990049	ATE
				für Behördenfahrzeuge		11.8171-0008.1 990049	ATE
						11.8171-0067.1 250153	ATE
			➔	für Behördenfahrzeuge		11.8171-0008.1 990049	ATE
530 d	173	09/06→12/09		03/07→; für Behördenfahrzeuge		11.8171-0008.1 990049	ATE
						11.8171-0067.1 250153	ATE
				03/07→; nicht für Behördenfahrzeuge		11.8171-0008.1 990049	ATE
			➔	03/07→; für Behördenfahrzeuge		11.8171-0008.1 990049	ATE
530 i	170	12/01→02/05		07/03→		11.8171-0008.1 990049	ATE
530 i	187	03/05→03/10		07/05→ 03/07; für Behördenfahrzeuge		11.8171-0008.1 990049	ATE
						11.8171-0067.1 250153	ATE
				07/05→ 03/07; nicht für Behördenfahrzeuge		11.8171-0008.1 990049	ATE
			➔	07/05→ 03/07; für Behördenfahrzeuge		11.8171-0008.1 990049	ATE
530 i	190	09/04→02/07		07/05→; nicht für Behördenfahrzeuge		11.8171-0008.1 990049	ATE
				07/05→; für Behördenfahrzeuge		11.8171-0008.1 990049	ATE
						11.8171-0067.1 250153	ATE
			➔	07/05→; für Behördenfahrzeuge		11.8171-0008.1 990049	ATE
530 i	200	09/06→12/09		01/07→; für Behördenfahrzeuge; Motorcode: N52N		11.8171-0008.1 990049	ATE
						11.8171-0067.1 250153	ATE
				01/07→; Motorcode: N53		11.8171-0008.1 990049	ATE
						11.8171-0067.1 250153	ATE
↓							










	kw			 	! #			
<b>BMW - 5 (E60) 12/01→03/10</b>								
<b>Führungsbolzen, Bremsattel</b>								
530 i	200	09/06→12/09		01/07→; nicht für Behördenfahrzeuge; Motorcode: N52N		11.8171-0008.1	990049	ATE
			➔	01/07→; für Behördenfahrzeuge; Motorcode: N52N		11.8171-0008.1	990049	ATE
			➔	01/07→; Motorcode: N53		11.8171-0008.1	990049	ATE
530 i	200	01/07→12/09		nicht für Behördenfahrzeuge; Motorcode: N52N		11.8171-0008.1	990049	ATE
				Motorcode: N53		11.8171-0008.1	990049	ATE
						11.8171-0067.1	250153	ATE
				für Behördenfahrzeuge; Motorcode: N52N		11.8171-0008.1	990049	ATE
			➔	für Behördenfahrzeuge; Motorcode: N52N		11.8171-0008.1	990049	ATE
	➔	Motorcode: N53		11.8171-0008.1	990049	ATE		
530 xd 530 xi	170 190	02/05→02/07 09/04→02/07		07/05→		11.8171-0008.1	990049	ATE
						11.8171-0067.1	250153	ATE
535 d	200	09/04→03/10		→ 03/07		11.8171-0067.1	250153	ATE
			➔	→ 03/07		11.8171-0008.1	990049	ATE
535 d	210	01/07→03/10		03/07→ 02/10		11.8171-0067.1	250153	ATE
			➔	03/07→ 02/10		11.8171-0008.1	990049	ATE
535 i 540 i	225 225	04/06→12/09 09/05→02/10		→ 03/07		11.8171-0008.1	990049	ATE
						11.8171-0067.1	250153	ATE
				03/07→; nicht für erhöhte Nutzlast		11.8171-0008.1	990049	ATE
						11.8171-0067.1	250153	ATE
			➔	→ 03/07		11.8171-0008.1	990049	ATE
	➔	03/07→		11.8171-0008.1	990049	ATE		
540 i	225	07/05→03/10		03/07→ 02/10; nicht für erhöhte Nutzlast		11.8171-0008.1	990049	ATE
						11.8171-0067.1	250153	ATE
				→ 03/07		11.8171-0008.1	990049	ATE
						11.8171-0067.1	250153	ATE
			➔	03/07→ 02/10; für erhöhte Nutzlast		11.8171-0067.1	250153	ATE
	➔	→ 03/07		11.8171-0008.1	990049	ATE		
	➔	03/07→ 02/10		11.8171-0008.1	990049	ATE		
545 i	245	09/03→03/10		→ 08/05		11.8171-0008.1	990049	ATE
						11.8171-0067.1	250153	ATE
	➔	→ 08/05		11.8171-0008.1	990049	ATE		
550 i	270	07/05→03/10		03/07→ 02/10		11.8171-0008.1	990049	ATE
						11.8171-0067.1	250153	ATE
			➔	→ 03/07		11.8171-0067.1	250153	ATE
			➔	→ 02/10		11.8171-0008.1	990049	ATE
M5	373	09/04→03/10		→ 02/10		11.8171-0067.1	250153	ATE
			➔	→ 02/10		11.8171-0008.1	990049	ATE
<b>Dichtungssatz, Bremsattel</b>								
520 d 520 d	110 120	02/05→02/08 02/05→02/08	←	07/05→; nicht für Behördenfahrzeuge		11.0441-6008.2	250038	ATE für Kolben-Ø [mm]: 60
			←	07/05→; für Behördenfahrzeuge		11.0441-6008.2	250038	ATE für Kolben-Ø [mm]: 60
			➔	07/05→		11.0441-4203.2	250013	ATE
520 d	130	04/06→12/09	←	09/07→		11.0441-6008.2	250038	ATE für Kolben-Ø [mm]: 60
			➔	09/07→		11.0441-4203.2	250013	ATE
520 i	125	07/03→03/10	←	Vollautomatik; → 03/05		11.0441-6008.2	250038	ATE für Kolben-Ø [mm]: 60
			←	Schaltgetriebe; → 03/05		11.0441-6008.2	250038	ATE für Kolben-Ø [mm]: 60
			➔	→ 03/05		11.0441-4203.2	250013	ATE
523 i	130	07/05→03/10	←	→ 03/07; nicht für Behördenfahrzeuge		11.0441-6008.2	250038	ATE für Kolben-Ø [mm]: 60
			←	→ 03/07; für Behördenfahrzeuge		11.0441-6008.2	250038	ATE für Kolben-Ø [mm]: 60
			➔	→ 03/07		11.0441-4203.2	250013	ATE
523 i	140	01/07→03/10	←	03/07→ 02/10; nicht für Behördenfahrzeuge; Motorcode: N52N		11.0441-6008.2	250038	ATE für Kolben-Ø [mm]: 60
			←	03/07→ 02/10; Motorcode: N53		11.0441-6008.2	250038	ATE für Kolben-Ø [mm]: 60
↓								

	kw			 	! #		
<b>BMW - 5 (E60) 12/01→03/10</b>							
<b>Dichtungssatz, Bremsattel</b>							
523 i	140	01/07→03/10	←	03/07→ 02/10; für Behördenfahrzeuge; Motorcode: N52N		11.0441-6008.2 250038	ATE für Kolben-Ø [mm]: 60
			→	03/07→ 02/10		11.0441-4203.2 250013	ATE
525 d	120	12/04→03/10	←	Schaltgetriebe; nicht für Behördenfahrzeuge; → 03/07		11.0441-6008.2 250038	ATE für Kolben-Ø [mm]: 60
525 d	130	06/04→03/10	←	Vollautomatik; → 03/07		11.0441-6008.2 250038	ATE für Kolben-Ø [mm]: 60
			←	Schaltgetriebe; für Behördenfahrzeuge; → 03/07		11.0441-6008.2 250038	ATE für Kolben-Ø [mm]: 60
			→	→ 03/07		11.0441-4203.2 250013	ATE
525 d	145	01/07→03/10	←	03/07→ 02/10; für Behördenfahrzeuge		11.0441-6008.2 250038	ATE für Kolben-Ø [mm]: 60
			←	03/07→ 02/10; nicht für Behördenfahrzeuge		11.0441-6008.2 250038	ATE für Kolben-Ø [mm]: 60
			→	03/07→ 02/10; nicht für Behördenfahrzeuge		11.0441-4203.2 250013	ATE
			→	03/07→ 02/10; für Behördenfahrzeuge		11.0441-4203.2 250013	ATE
525 d xDrive	145	09/07→12/09	←			11.0441-6008.2 250038	ATE für Kolben-Ø [mm]: 60
530 d xDrive	173	09/07→12/09	→			11.0441-4203.2 250013	ATE
530 i xDrive	200	09/07→12/09					
525 i	141	09/03→03/10	←	nicht für Behördenfahrzeuge; → 06/05		11.0441-6008.2 250038	ATE für Kolben-Ø [mm]: 60
			←	für Behördenfahrzeuge; → 06/05		11.0441-6008.2 250038	ATE für Kolben-Ø [mm]: 60
			→	→ 06/05		11.0441-4203.2 250013	ATE
525 i	155	07/05→03/10	←	03/07→ 02/10; nicht für Behördenfahrzeuge; Motorcode: N52N		11.0441-6008.2 250038	ATE für Kolben-Ø [mm]: 60
525 i	160	07/05→03/10					
525 i	155	01/07→03/10					
525 i	160	01/07→03/10	←	→ 03/07		11.0441-6008.2 250038	ATE für Kolben-Ø [mm]: 60
			←	03/07→ 02/10; für Behördenfahrzeuge; Motorcode: N52N		11.0441-6008.2 250038	ATE für Kolben-Ø [mm]: 60
			←	03/07→ 02/10; für Behördenfahrzeuge; Motorcode: N53		11.0441-6008.2 250038	ATE für Kolben-Ø [mm]: 60
			←	03/07→ 02/10; nicht für Behördenfahrzeuge; Motorcode: N53		11.0441-6008.2 250038	ATE für Kolben-Ø [mm]: 60
			→	→ 03/07		11.0441-4203.2 250013	ATE
			→	03/07→ 02/10; Motorcode: N52N		11.0441-4203.2 250013	ATE
			→	03/07→; Motorcode: N53; nicht für Behördenfahrzeuge; → 02/10		11.0441-4203.2 250013	ATE
			→	03/07→ 02/10; Motorcode: N53; für Behördenfahrzeuge		11.0441-4203.2 250013	ATE
525 i xDrive	160	09/08→03/10	←	→ 02/10		11.0441-6008.2 250038	ATE für Kolben-Ø [mm]: 60
525 xi	160	07/05→03/10					
525 xi	160	01/07→03/10	→	→ 02/10		11.0441-4203.2 250013	ATE
525 xd	145	11/06→08/07	←	03/07→		11.0441-6008.2 250038	ATE für Kolben-Ø [mm]: 60
530 xd	173	09/06→08/07					
530 xi	200	11/05→08/07	→	03/07→		11.0441-4203.2 250013	ATE
530 d	155	02/02→12/09	←	07/03→; nicht für Behördenfahrzeuge; → 08/05		11.0441-6008.2 250038	ATE für Kolben-Ø [mm]: 60
530 d	160	02/02→09/05	←	07/03→; für Behördenfahrzeuge; → 08/05		11.0441-6008.2 250038	ATE für Kolben-Ø [mm]: 60
			→	07/03→; für Behördenfahrzeuge; → 08/05		11.0441-4203.2 250013	ATE
			→	07/03→; nicht für Behördenfahrzeuge; → 08/05		11.0441-4203.2 250013	ATE
530 d	170	02/05→02/07	←	für Behördenfahrzeuge		11.0441-6008.2 250038	ATE für Kolben-Ø [mm]: 60
			←	nicht für Behördenfahrzeuge		11.0441-6008.2 250038	ATE für Kolben-Ø [mm]: 60
			→	nicht für Behördenfahrzeuge		11.0441-4203.2 250013	ATE
			→	für Behördenfahrzeuge		11.0441-4203.2 250013	ATE
530 d	173	09/06→12/09	←	03/07→; nicht für Behördenfahrzeuge		11.0441-6008.2 250038	ATE für Kolben-Ø [mm]: 60
			←	03/07→; für Behördenfahrzeuge		11.0441-6008.2 250038	ATE für Kolben-Ø [mm]: 60
			→	03/07→; nicht für Behördenfahrzeuge		11.0441-4203.2 250013	ATE
			→	03/07→; für Behördenfahrzeuge		11.0441-4203.2 250013	ATE
530 i	170	12/01→02/05	←	07/03→		11.0441-6008.2 250038	ATE für Kolben-Ø [mm]: 60
			→	07/03→		11.0441-4203.2 250013	ATE
530 i	187	03/05→03/10	←	07/05→ 03/07; für Behördenfahrzeuge		11.0441-6008.2 250038	ATE für Kolben-Ø [mm]: 60
			←	07/05→ 03/07; nicht für Behördenfahrzeuge		11.0441-6008.2 250038	ATE für Kolben-Ø [mm]: 60
			→	07/05→ 03/07; für Behördenfahrzeuge		11.0441-4203.2 250013	ATE
↓							

















	kw			 	! #		
<b>BMW - 5 (E60) 12/01→03/10</b>							
<b>Dichtungssatz, Bremssattel</b>							
530 i	187	03/05→03/10	➔	07/05→ 03/07; nicht für Behördenfahrzeuge		11.0441-4203.2 250013	ATE
530 i	190	09/04→02/07	➔	07/05→; für Behördenfahrzeuge		11.0441-6008.2 250038	ATE für Kolben-Ø [mm]: 60
			➔	07/05→; nicht für Behördenfahrzeuge		11.0441-6008.2 250038	ATE für Kolben-Ø [mm]: 60
			➔	07/05→; für Behördenfahrzeuge		11.0441-4203.2 250013	ATE
			➔	07/05→; nicht für Behördenfahrzeuge		11.0441-4203.2 250013	ATE
530 i	200	09/06→12/09	➔	01/07→; Motorcode: N53		11.0441-6008.2 250038	ATE für Kolben-Ø [mm]: 60
			➔	01/07→; nicht für Behördenfahrzeuge; Motorcode: N52N		11.0441-6008.2 250038	ATE für Kolben-Ø [mm]: 60
			➔	01/07→; für Behördenfahrzeuge; Motorcode: N52N		11.0441-6008.2 250038	ATE für Kolben-Ø [mm]: 60
			➔	01/07→; für Behördenfahrzeuge; Motorcode: N52N		11.0441-4203.2 250013	ATE
			➔	01/07→; nicht für Behördenfahrzeuge; Motorcode: N52N		11.0441-4203.2 250013	ATE
			➔	01/07→; Motorcode: N53		11.0441-4203.2 250013	ATE
530 i	200	01/07→12/09	➔	Motorcode: N53		11.0441-6008.2 250038	ATE für Kolben-Ø [mm]: 60
			➔	nicht für Behördenfahrzeuge; Motorcode: N52N		11.0441-6008.2 250038	ATE für Kolben-Ø [mm]: 60
			➔	für Behördenfahrzeuge; Motorcode: N52N		11.0441-6008.2 250038	ATE für Kolben-Ø [mm]: 60
			➔	nicht für Behördenfahrzeuge; Motorcode: N52N		11.0441-4203.2 250013	ATE
			➔	Motorcode: N53		11.0441-4203.2 250013	ATE
			➔	für Behördenfahrzeuge; Motorcode: N52N		11.0441-4203.2 250013	ATE
530 xd	170	02/05→02/07	➔	07/05→		11.0441-6008.2 250038	ATE für Kolben-Ø [mm]: 60
530 xi	190	09/04→02/07	➔	07/05→		11.0441-4203.2 250013	ATE
535 d	200	09/04→03/10	➔	→ 03/07		11.0441-4203.2 250013	ATE
535 i 540 i	225 225	04/06→12/09 09/05→02/10	➔	03/07→; nicht für erhöhte Nutzlast		11.0441-6008.2 250038	ATE für Kolben-Ø [mm]: 60
			➔	→ 03/07		11.0441-6008.2 250038	ATE für Kolben-Ø [mm]: 60
			➔	03/07→		11.0441-4203.2 250013	ATE
540 i	225	07/05→03/10	➔	03/07→ 02/10; nicht für erhöhte Nutzlast		11.0441-6008.2 250038	ATE für Kolben-Ø [mm]: 60
			➔	→ 03/07		11.0441-6008.2 250038	ATE für Kolben-Ø [mm]: 60
			➔	03/07→ 02/10		11.0441-4203.2 250013	ATE
545 i	245	09/03→03/10	➔	→ 08/05		11.0441-6008.2 250038	ATE für Kolben-Ø [mm]: 60
			➔	→ 08/05		11.0441-4203.2 250013	ATE
550 i	270	07/05→03/10	➔	03/07→ 02/10		11.0441-6008.2 250038	ATE für Kolben-Ø [mm]: 60
<b>Bremsschlauch</b>							
520 d	110	02/05→02/08	➔	07/05→	2	24.5169-0556.3 331510	L= 555
520 d	120	02/05→02/08	➔	07/05→	2	24.5102-0304.3 331407	L= 304
530 i	190	09/04→02/07	➔	07/05→			
530 xd	170	02/05→02/07	➔	07/05→			
530 xi	190	09/04→02/07	➔	07/05→			
520 d	130	04/06→12/09	➔	09/07→	2	24.5169-0556.3 331510	L= 555
			➔	09/07→	2	24.5102-0304.3 331407	L= 304
520 i	125	07/03→03/10	➔	→ 03/05	2	24.5169-0556.3 331510	L= 555
			➔	→ 03/05	2	24.5102-0304.3 331407	L= 304
523 i	130	07/05→03/10	➔	→ 03/07	2	24.5169-0556.3 331510	L= 555
525 d	120	12/04→03/10	➔	→ 03/07	2	24.5102-0304.3 331407	L= 304
525 d	130	06/04→03/10	➔	→ 03/07			
535 d	200	09/04→03/10	➔	→ 03/07			
523 i	140	01/07→03/10	➔	03/07→ 02/10	2	24.5169-0556.3 331510	L= 555
525 d	145	01/07→03/10	➔	03/07→ 02/10	2	24.5102-0304.3 331407	L= 304
535 d	210	01/07→03/10	➔	03/07→ 02/10	2	24.5102-0304.3 331407	L= 304
525 d xDrive	145	09/07→12/09	➔		2	83.7751-0495.3 331104	L= 495
530 d xDrive	173	09/07→12/09	➔				
530 i xDrive	200	09/07→12/09	➔		2	24.5102-0304.3 331407	L= 304
525 i	141	09/03→03/10	➔	→ 06/05	2	24.5169-0556.3 331510	L= 555
			➔	→ 06/05	2	24.5102-0304.3 331407	L= 304
525 i	155	07/05→03/10	➔	→ 02/10	2	24.5169-0556.3 331510	L= 555
525 i	160	07/05→03/10	➔	→ 02/10			
525 i	155	01/07→03/10	➔	→ 02/10	2	24.5102-0304.3 331407	L= 304
525 i ↓	160	01/07→03/10	➔	→ 02/10			








	kW			 	! #							
<b>BMW - 5 (E60) 12/01→03/10</b>												
<b>Bremsschlauch</b>												
540 i	225	07/05→03/10	←	→ 02/10	2	24.5169-0556.3 331510	L= 555					
550 i	270	07/05→03/10	→	→ 02/10	2	24.5102-0304.3 331407	L= 304					
M5	373	09/04→03/10										
525 i xDrive	160	09/08→03/10	←	→ 02/10	2	83.7751-0495.3 331104	L= 495					
525 xi	160	07/05→03/10	→	→ 02/10	2	24.5102-0304.3 331407	L= 304					
525 xi	160	01/07→03/10										
525 xd	145	11/06→08/07	←	03/07→	2	83.7751-0495.3 331104	L= 495					
530 xd	173	09/06→08/07	→	03/07→	2	24.5102-0304.3 331407	L= 304					
530 xi	200	11/05→08/07										
530 d	155	02/02→12/09	←	07/03→ 08/05	2	24.5169-0556.3 331510	L= 555					
530 d	160	02/02→09/05	→	07/03→ 08/05	2	24.5102-0304.3 331407	L= 304					
530 d	170	02/05→02/07	←		2	24.5169-0556.3 331510	L= 555					
530 i	200	01/07→12/09	→		2	24.5102-0304.3 331407	L= 304					
535 i	225	04/06→12/09										
540 i	225	09/05→02/10										
530 d	173	09/06→12/09	←	03/07→	2	24.5169-0556.3 331510	L= 555					
			→	03/07→	2	24.5102-0304.3 331407	L= 304					
530 i	170	12/01→02/05	←	07/03→	2	24.5169-0556.3 331510	L= 555					
			→	07/03→	2	24.5102-0304.3 331407	L= 304					
530 i	187	03/05→03/10	←	07/05→ 03/07	2	24.5169-0556.3 331510	L= 555					
			→	07/05→ 03/07	2	24.5102-0304.3 331407	L= 304					
530 i	200	09/06→12/09	←	01/07→	2	24.5169-0556.3 331510	L= 555					
			→	01/07→	2	24.5102-0304.3 331407	L= 304					
545 i	245	09/03→03/10	←	→ 08/05	2	24.5169-0556.3 331510	L= 555					
			→	→ 08/05	2	24.5102-0304.3 331407	L= 304					
<b>BMW - 5 (F10) 01/09→10/16</b>												
<b>Bremssattel</b>												
518 d	100	02/13→06/14	→	☐		24.6244-1703.5 240796	TRW Ø 44 + EMot / - Halter + FSB					
518 d	105	02/13→06/14	→	☐		24.6244-1704.5 240797	TRW Ø 44 + EMot / - Halter + FSB					
520 d	100	01/13→10/16										
520 d	135	01/13→10/16										
520 d	147	01/13→10/16										
520 d xDrive	100	01/13→06/14										
520 d xDrive	120	10/13→10/16										
520 i	125	07/13→10/16										
518 d	110	10/13→10/16	→	☐; 07/14→		24.6244-1703.5 240796	TRW Ø 44 + EMot / - Halter + FSB					
518 d	120	10/13→10/16	→	☐; 07/14→		24.6244-1704.5 240797	TRW Ø 44 + EMot / - Halter + FSB					
520 d	140	10/13→10/16										
520 d	155	10/13→10/16										
520 d xDrive	140	10/13→10/16										
520 d xDrive	155	10/13→10/16										
520 d	120	01/09→10/16						→	☐; 03/10→		24.6244-1703.5 240796	TRW Ø 44 + EMot / - Halter + FSB
523 i	150	01/09→08/11	→	☐; 03/10→		24.6244-1704.5 240797	TRW Ø 44 + EMot / - Halter + FSB					
523 i	150	06/09→08/11										
523 i	155	06/09→08/11										
523 i	160	06/09→08/11										
525 d	150	06/09→08/11										
528 i	190	01/09→08/11										
520 d xDrive	135	01/13→06/14						→	☐; 02/13→		24.6244-1703.5 240796	TRW Ø 44 + EMot / - Halter + FSB
520 d xDrive	147	01/13→06/14						→	☐; 02/13→		24.6244-1704.5 240797	TRW Ø 44 + EMot / - Halter + FSB
520 i	120	10/10→10/16	→	☐; 09/11→		24.6244-1703.5 240796	TRW Ø 44 + EMot / - Halter + FSB					
520 i	135	10/10→10/16	→	☐; 09/11→		24.6244-1704.5 240797	TRW Ø 44 + EMot / - Halter + FSB					
525 d	155	01/11→10/16										
525 d	160	01/11→10/16										
525 d xDrive	155	01/11→10/16										
525 d xDrive	160	01/11→10/16										
528 i	180	10/10→10/16										
528 i xDrive	180	10/10→10/16										
530 i	190	06/09→06/13										
530 i	200	05/11→06/13										
530 d	180	01/09→08/11						→	☐; 03/10→; für Bremsscheibendurchmesser [mm]: 345		24.6244-1701.5 240717	TRW Ø 44 + EMot / - Halter + FSB
			→	☐; 03/10→; für Bremsscheibendurchmesser [mm]: 345		24.6244-1702.5 240718	TRW Ø 44 + EMot / - Halter + FSB					
			→	☐; 03/10→; für Bremsscheibendurchmesser [mm]: 330		24.6244-1703.5 240796	TRW Ø 44 + EMot / - Halter + FSB					
↓												



















	kw			 	! #		
<b>BMW - 5 (F10) 01/09→10/16</b>							
<b>Bremssattel</b>							
530 d	180	01/09→08/11	➔	☐; 03/10→; für Bremsscheibendurchmesser [mm]: 330		24.6244-1704.5 240797	TRW Ø 44 + EMot / - Halter + FSB
530 d	190	01/11→10/16	➔	☐; 09/11→; für Bremsscheibendurchmesser [mm]: 345		24.6244-1701.5 240717	TRW Ø 44 + EMot / - Halter + FSB
			➔	☐; 09/11→; für Bremsscheibendurchmesser [mm]: 345		24.6244-1702.5 240718	TRW Ø 44 + EMot / - Halter + FSB
			➔	☐; 09/11→; für Bremsscheibendurchmesser [mm]: 330		24.6244-1703.5 240796	TRW Ø 44 + EMot / - Halter + FSB
			➔	☐; 09/11→; für Bremsscheibendurchmesser [mm]: 330		24.6244-1704.5 240797	TRW Ø 44 + EMot / - Halter + FSB
530 d 530 d xDrive	210 210	09/10→10/16 09/10→10/16	➔	☐; 10/15→		24.6244-1703.5 240796	TRW Ø 44 + EMot / - Halter + FSB
			➔	☐; 10/15→		24.6244-1704.5 240797	TRW Ø 44 + EMot / - Halter + FSB
530 d xDrive	190	09/10→10/16	➔	☐; 03/11→; für Bremsscheibendurchmesser [mm]: 345		24.6244-1701.5 240717	TRW Ø 44 + EMot / - Halter + FSB
			➔	☐; 03/11→; für Bremsscheibendurchmesser [mm]: 345		24.6244-1702.5 240718	TRW Ø 44 + EMot / - Halter + FSB
			➔	☐; 03/11→; für Bremsscheibendurchmesser [mm]: 330		24.6244-1703.5 240796	TRW Ø 44 + EMot / - Halter + FSB
			➔	☐; 03/11→; für Bremsscheibendurchmesser [mm]: 330		24.6244-1704.5 240797	TRW Ø 44 + EMot / - Halter + FSB
535 d 535 d 550 i xDrive	220 225 300	03/10→08/11 03/10→08/11 08/10→06/13	➔	☐; 09/10→		24.6244-1701.5 240717	TRW Ø 44 + EMot / - Halter + FSB
			➔	☐; 09/10→		24.6244-1702.5 240718	TRW Ø 44 + EMot / - Halter + FSB
535 d 535 d xDrive ActiveHybrid ActiveHybrid	230 230 225 250	01/11→10/16 02/11→10/16 09/10→08/16 09/10→08/16	➔	☐; 09/11→		24.6244-1701.5 240717	TRW Ø 44 + EMot / - Halter + FSB
			➔	☐; 09/11→		24.6244-1702.5 240718	TRW Ø 44 + EMot / - Halter + FSB
			➔	☐; 09/11→		24.6244-1702.5 240718	TRW Ø 44 + EMot / - Halter + FSB
535 i 550 i	225 300	01/09→10/16 01/09→06/13	➔	☐; 03/10→		24.6244-1701.5 240717	TRW Ø 44 + EMot / - Halter + FSB
			➔	☐; 03/10→		24.6244-1702.5 240718	TRW Ø 44 + EMot / - Halter + FSB
535 i 535 i xDrive	240 240	07/13→10/16 07/13→10/16	➔	☐		24.6244-1701.5 240717	TRW Ø 44 + EMot / - Halter + FSB
			➔	☐		24.6244-1702.5 240718	TRW Ø 44 + EMot / - Halter + FSB
535 i xDrive	225	03/10→10/16	➔	☐; 03/11→		24.6244-1701.5 240717	TRW Ø 44 + EMot / - Halter + FSB
			➔	☐; 03/11→		24.6244-1702.5 240718	TRW Ø 44 + EMot / - Halter + FSB
550 i 550 i xDrive	330 330	08/12→10/16 01/13→10/16	➔	☐; 05/13→		24.6244-1701.5 240717	TRW Ø 44 + EMot / - Halter + FSB
			➔	☐; 05/13→		24.6244-1702.5 240718	TRW Ø 44 + EMot / - Halter + FSB
M 550 d xDrive	280	07/11→10/16	➔	☐; 03/12→		24.6244-1701.5 240717	TRW Ø 44 + EMot / - Halter + FSB
			➔	☐; 03/12→		24.6244-1702.5 240718	TRW Ø 44 + EMot / - Halter + FSB
<b>Feder, Bremssattel</b>							
525 d 525 d 525 d xDrive 525 d xDrive 530 d 535 d 535 d xDrive	155 160 155 160 190 230 230	01/11→10/16 01/11→10/16 01/11→10/16 01/11→10/16 01/11→10/16 01/11→10/16 02/11→10/16		09/11→; für Fahrzeuge mit verstärkter Bremse	2	11.8116-0007.2 390602	ATE
525 d 530 d 535 i 550 i	150 180 225 300	06/09→08/11 01/09→08/11 01/09→10/16 01/09→06/13		03/10→; für Fahrzeuge mit verstärkter Bremse	2	11.8116-0007.2 390602	ATE
530 d 530 d xDrive	210 210	09/10→10/16 09/10→10/16		10/15→; für Fahrzeuge mit verstärkter Bremse	2	11.8116-0007.2 390602	ATE
↓							








	kW			 	! #		
<b>BMW - 5 (F10) 01/09→10/16</b>							
<b>Feder, Bremsattel</b>							
530 d xDrive	190	09/10→10/16		03/11→;	2	11.8116-0007.2	390602 ATE
535 i xDrive	225	03/10→10/16		für Fahrzeuge mit verstärkter Bremse			
535 d	220	03/10→08/11		09/10→;	2	11.8116-0007.2	390602 ATE
535 d	225	03/10→08/11		für Fahrzeuge mit verstärkter Bremse			
550 i xDrive	300	08/10→06/13					
535 i	240	07/13→10/16		für Fahrzeuge mit verstärkter Bremse	2	11.8116-0007.2	390602 ATE
535 i xDrive	240	07/13→10/16					
550 i	330	08/12→10/16		05/13→	2	11.8116-0007.2	390602 ATE
550 i xDrive	330	01/13→10/16					
ActiveHybrid	225	09/10→08/16		09/11→	2	11.8116-0007.2	390602 ATE
ActiveHybrid	250	09/10→08/16					
M 550 d xDrive	280	07/11→10/16		03/12→	2	11.8116-0007.2	390602 ATE
<b>Führungshülensatz, Bremsattel</b>							
518 d	100	02/13→06/14	←			11.0101-5402.2	260009 ATE
518 d	105	02/13→06/14					
520 d	100	01/13→10/16					
520 d	135	01/13→10/16					
520 d	147	01/13→10/16					
520 d xDrive	100	01/13→06/14					
520 d xDrive	120	10/13→10/16					
520 i	125	07/13→10/16					
518 d	110	10/13→10/16	←	07/14→		11.0101-5402.2	260009 ATE
518 d	120	10/13→10/16					
520 d	140	10/13→10/16					
520 d	155	10/13→10/16					
520 d xDrive	140	10/13→10/16					
520 d xDrive	155	10/13→10/16					
520 d	120	01/09→10/16	←	03/10→		11.0101-5402.2	260009 ATE
523 i	150	01/09→08/11					
523 i	150	06/09→08/11					
523 i	155	06/09→08/11					
523 i	160	06/09→08/11					
520 d xDrive	135	01/13→06/14	←	02/13→		11.0101-5402.2	260009 ATE
520 d xDrive	147	01/13→06/14					
520 i	120	10/10→10/16	←	09/11→		11.0101-5402.2	260009 ATE
520 i	135	10/10→10/16					
525 d	155	01/11→10/16	←	09/11→;		11.0101-5402.2	260009 ATE
525 d	160	01/11→10/16		nicht für Fahrzeuge mit verstärkter Bremse			
525 d xDrive	155	01/11→10/16					
525 d xDrive	160	01/11→10/16	←	09/11→;		11.0101-7003.2	260124 ATE
530 d	190	01/11→10/16		für Fahrzeuge mit verstärkter Bremse			
525 d	150	06/09→08/11	←	03/10→;		11.0101-5402.2	260009 ATE
530 d	180	01/09→08/11		nicht für Fahrzeuge mit verstärkter Bremse			
			←	03/10→;		11.0101-7003.2	260124 ATE
				für Fahrzeuge mit verstärkter Bremse			
528 i	180	10/10→10/16	←	09/11→;		11.0101-5402.2	260009 ATE
528 i xDrive	180	10/10→10/16		nicht für Fahrzeuge mit verstärkter Bremse			
530 i	190	06/09→06/13					
530 i	200	05/11→06/13					
528 i	190	01/09→08/11	←	03/10→;		11.0101-5402.2	260009 ATE
				nicht für Fahrzeuge mit verstärkter Bremse			
530 d	210	09/10→10/16	←	10/15→;		11.0101-5402.2	260009 ATE
530 d xDrive	210	09/10→10/16		nicht für Fahrzeuge mit verstärkter Bremse			
			←	10/15→;		11.0101-7003.2	260124 ATE
				für Fahrzeuge mit verstärkter Bremse			
530 d xDrive	190	09/10→10/16	←	03/11→;		11.0101-5402.2	260009 ATE
				nicht für Fahrzeuge mit verstärkter Bremse			
			←	03/11→;		11.0101-7003.2	260124 ATE
				für Fahrzeuge mit verstärkter Bremse			
535 d	220	03/10→08/11	←	09/10→;		11.0101-7003.2	260124 ATE
535 d	225	03/10→08/11		für Fahrzeuge mit verstärkter Bremse			
550 i xDrive	300	08/10→06/13					
535 d	230	01/11→10/16	←	09/11→;		11.0101-7003.2	260124 ATE
535 d xDrive	230	02/11→10/16		für Fahrzeuge mit verstärkter Bremse			
535 i	225	01/09→10/16	←	03/10→;		11.0101-7003.2	260124 ATE
550 i	300	01/09→06/13		für Fahrzeuge mit verstärkter Bremse			
535 i	240	07/13→10/16	←	für Fahrzeuge mit verstärkter Bremse		11.0101-7003.2	260124 ATE
535 i xDrive	240	07/13→10/16					
535 i xDrive	225	03/10→10/16	←	03/11→;		11.0101-7003.2	260124 ATE
				für Fahrzeuge mit verstärkter Bremse			
550 i	330	08/12→10/16	←	05/13→		11.0101-7003.2	260124 ATE
550 i xDrive	330	01/13→10/16					
ActiveHybrid	225	09/10→08/16	←	09/11→		11.0101-7003.2	260124 ATE
↓							










	kW			 	! #		
<b>BMW - 5 (F10) 01/09→10/16</b>							
<b>Führungshülzensatz, Bremsattel</b>							
ActiveHybrid	250	09/10→08/16	←	09/11→		11.0101-7003.2 260124	ATE
M 550 d xDrive	280	07/11→10/16	←	03/12→		11.0101-7003.2 260124	ATE
<b>Führungsbolzen, Bremsattel</b>							
518 d	100	02/13→06/14				11.8171-0008.1 990049	ATE
518 d	105	02/13→06/14					
520 d	100	01/13→10/16					
520 d	135	01/13→10/16					
520 d	147	01/13→10/16					
520 d xDrive	100	01/13→06/14					
520 d xDrive	120	10/13→10/16					
520 i	125	07/13→10/16					
518 d	110	10/13→10/16		07/14→		11.8171-0008.1 990049	ATE
518 d	120	10/13→10/16					
520 d	140	10/13→10/16					
520 d	155	10/13→10/16					
520 d xDrive	140	10/13→10/16					
520 d xDrive	155	10/13→10/16					
520 d	120	01/09→10/16		03/10→		11.8171-0008.1 990049	ATE
523 i	150	01/09→08/11					
523 i	150	06/09→08/11					
523 i	155	06/09→08/11					
523 i	160	06/09→08/11					
520 d xDrive	135	01/13→06/14		02/13→		11.8171-0008.1 990049	ATE
520 d xDrive	147	01/13→06/14					
520 i	120	10/10→10/16		09/11→		11.8171-0008.1 990049	ATE
520 i	135	10/10→10/16					
525 d	155	01/11→10/16		09/11→;		11.8171-0008.1 990049	ATE
525 d	160	01/11→10/16		nicht für Fahrzeuge mit verstärkter			
525 d xDrive	155	01/11→10/16		Bremse			
525 d xDrive	160	01/11→10/16		09/11→;		11.8171-0096.1 250155	ATE
530 d	190	01/11→10/16		für Fahrzeuge mit verstärkter Bremse			
525 d	150	06/09→08/11		03/10→;		11.8171-0008.1 990049	ATE
530 d	180	01/09→08/11		nicht für Fahrzeuge mit verstärkter			
				Bremse			
				03/10→;		11.8171-0096.1 250155	ATE
				für Fahrzeuge mit verstärkter Bremse			
528 i	180	10/10→10/16		09/11→;		11.8171-0008.1 990049	ATE
528 i xDrive	180	10/10→10/16		nicht für Fahrzeuge mit verstärkter			
530 i	190	06/09→06/13		Bremse			
530 i	200	05/11→06/13					
528 i	190	01/09→08/11		03/10→;		11.8171-0008.1 990049	ATE
				nicht für Fahrzeuge mit verstärkter			
				Bremse			
530 d	210	09/10→10/16		10/15→;		11.8171-0008.1 990049	ATE
530 d xDrive	210	09/10→10/16		nicht für Fahrzeuge mit verstärkter			
				Bremse			
				10/15→;		11.8171-0096.1 250155	ATE
				für Fahrzeuge mit verstärkter Bremse			
530 d xDrive	190	09/10→10/16		03/11→;		11.8171-0008.1 990049	ATE
				nicht für Fahrzeuge mit verstärkter			
				Bremse			
				03/11→;		11.8171-0096.1 250155	ATE
				für Fahrzeuge mit verstärkter Bremse			
535 d	220	03/10→08/11		09/10→;		11.8171-0096.1 250155	ATE
535 d	225	03/10→08/11		für Fahrzeuge mit verstärkter Bremse			
550 i xDrive	300	08/10→06/13					
535 d	230	01/11→10/16		09/11→;		11.8171-0096.1 250155	ATE
535 d xDrive	230	02/11→10/16		für Fahrzeuge mit verstärkter Bremse			
535 i	225	01/09→10/16		03/10→;		11.8171-0096.1 250155	ATE
550 i	300	01/09→06/13		für Fahrzeuge mit verstärkter Bremse			
535 i	240	07/13→10/16		für Fahrzeuge mit verstärkter Bremse		11.8171-0096.1 250155	ATE
535 i xDrive	240	07/13→10/16					
535 i xDrive	225	03/10→10/16		03/11→;		11.8171-0096.1 250155	ATE
				für Fahrzeuge mit verstärkter Bremse			
550 i	330	08/12→10/16		05/13→		11.8171-0096.1 250155	ATE
550 i xDrive	330	01/13→10/16					
ActiveHybrid	225	09/10→08/16		09/11→		11.8171-0096.1 250155	ATE
ActiveHybrid	250	09/10→08/16					
M 550 d xDrive	280	07/11→10/16		03/12→		11.8171-0096.1 250155	ATE
<b>Dichtungssatz, Bremsattel</b>							
518 d	100	02/13→06/14	←			11.0441-6008.2 250038	ATE für Kolben-Ø [mm]: 60
518 d	105	02/13→06/14					
520 d	100	01/13→10/16					
520 d	135	01/13→10/16					
520 d	147	01/13→10/16					
520 d xDrive	100	01/13→06/14					










	kW			 	! #		
<b>BMW - 5 (F10) 01/09→10/16</b>							
<b>Dichtungssatz, Bremssattel</b>							
520 d xDrive 520 i	120 125	10/13→10/16 07/13→10/16	←			11.0441-6008.2 250038	ATE für Kolben-Ø [mm]: 60
518 d 518 d 520 d 520 d 520 d xDrive 520 d xDrive	110 120 140 155 140 155	10/13→10/16 10/13→10/16 10/13→10/16 10/13→10/16 10/13→10/16 10/13→10/16	←	07/14→		11.0441-6008.2 250038	ATE für Kolben-Ø [mm]: 60
520 d 523 i 523 i 523 i 523 i	120 150 150 155 160	01/09→10/16 01/09→08/11 06/09→08/11 06/09→08/11 06/09→08/11	←	03/10→		11.0441-6008.2 250038	ATE für Kolben-Ø [mm]: 60
520 d xDrive 520 d xDrive	135 147	01/13→06/14 01/13→06/14	←	02/13→		11.0441-6008.2 250038	ATE für Kolben-Ø [mm]: 60
520 i 520 i ActiveHybrid ActiveHybrid	120 135 225 250	10/10→10/16 10/10→10/16 09/10→08/16 09/10→08/16	←	09/11→		11.0441-6008.2 250038	ATE für Kolben-Ø [mm]: 60
525 d 525 d 525 d xDrive 525 d xDrive 530 d	155 160 155 160 190	01/11→10/16 01/11→10/16 01/11→10/16 01/11→10/16 01/11→10/16	←	09/11→; nicht für Fahrzeuge mit verstärkter Bremse		11.0441-6008.2 250038	ATE für Kolben-Ø [mm]: 60
			←	09/11→; für Fahrzeuge mit verstärkter Bremse		11.0441-6008.2 250038	ATE für Kolben-Ø [mm]: 60
525 d 530 d	150 180	06/09→08/11 01/09→08/11	←	03/10→; nicht für Fahrzeuge mit verstärkter Bremse		11.0441-6008.2 250038	ATE für Kolben-Ø [mm]: 60
			←	03/10→; für Fahrzeuge mit verstärkter Bremse		11.0441-6008.2 250038	ATE für Kolben-Ø [mm]: 60
528 i 528 i xDrive 530 i 530 i	180 180 190 200	10/10→10/16 10/10→10/16 06/09→06/13 05/11→06/13	←	09/11→; nicht für Fahrzeuge mit verstärkter Bremse		11.0441-6008.2 250038	ATE für Kolben-Ø [mm]: 60
528 i	190	01/09→08/11	←	03/10→; nicht für Fahrzeuge mit verstärkter Bremse		11.0441-6008.2 250038	ATE für Kolben-Ø [mm]: 60
530 d 530 d xDrive	210 210	09/10→10/16 09/10→10/16	←	10/15→; für Fahrzeuge mit verstärkter Bremse		11.0441-6008.2 250038	ATE für Kolben-Ø [mm]: 60
			←	10/15→; nicht für Fahrzeuge mit verstärkter Bremse		11.0441-6008.2 250038	ATE für Kolben-Ø [mm]: 60
530 d xDrive	190	09/10→10/16	←	03/11→; für Fahrzeuge mit verstärkter Bremse		11.0441-6008.2 250038	ATE für Kolben-Ø [mm]: 60
			←	03/11→; nicht für Fahrzeuge mit verstärkter Bremse		11.0441-6008.2 250038	ATE für Kolben-Ø [mm]: 60
535 d 535 d 550 i xDrive	220 225 300	03/10→08/11 03/10→08/11 08/10→06/13	←	09/10→; für Fahrzeuge mit verstärkter Bremse		11.0441-6008.2 250038	ATE für Kolben-Ø [mm]: 60
535 d 535 d xDrive	230 230	01/11→10/16 02/11→10/16	←	09/11→; für Fahrzeuge mit verstärkter Bremse		11.0441-6008.2 250038	ATE für Kolben-Ø [mm]: 60
535 i 550 i	225 300	01/09→10/16 01/09→06/13	←	03/10→; für Fahrzeuge mit verstärkter Bremse		11.0441-6008.2 250038	ATE für Kolben-Ø [mm]: 60
535 i 535 i xDrive 535 i xDrive	240 240 225	07/13→10/16 07/13→10/16 03/10→10/16	←	07/13→10/16 07/13→10/16 03/11→; für Fahrzeuge mit verstärkter Bremse		11.0441-6008.2 250038	ATE für Kolben-Ø [mm]: 60
550 i 550 i xDrive	330 330	08/12→10/16 01/13→10/16	←	05/13→		11.0441-6008.2 250038	ATE für Kolben-Ø [mm]: 60
M 550 d xDrive	280	07/11→10/16	←	03/12→		11.0441-6008.2 250038	ATE für Kolben-Ø [mm]: 60
<b>Bremsschlauch</b>							
518 d 518 d 520 d 520 d 520 d 520 d xDrive 520 d xDrive 520 i 535 i 535 i xDrive	100 105 100 135 147 100 120 125 240 240	02/13→06/14 02/13→06/14 01/13→10/16 01/13→10/16 01/13→10/16 01/13→06/14 10/13→10/16 07/13→10/16 07/13→10/16 07/13→10/16	←		2	24.5118-0688.3 331419	L= 688
518 d 518 d 520 d 520 d 520 d xDrive 520 d xDrive	110 120 140 155 140 155	10/13→10/16 10/13→10/16 10/13→10/16 10/13→10/16 10/13→10/16 10/13→10/16	←	07/14→	2	24.5118-0688.3 331419	L= 688
↓							

	kW			 	! #			
<b>BMW - 5 (F10) 01/09→10/16</b>								
<b>Bremsschlauch</b>								
520 d	120	01/09→10/16	←	03/10→	2	24.5118-0688.3	331419	L= 688
523 i	150	01/09→08/11						
523 i	150	06/09→08/11						
523 i	155	06/09→08/11						
523 i	160	06/09→08/11						
525 d	150	06/09→08/11						
528 i	190	01/09→08/11						
530 d	180	01/09→08/11						
535 i	225	01/09→10/16						
550 i	300	01/09→06/13						
520 d xDrive	135	01/13→06/14	←	02/13→	2	24.5118-0688.3	331419	L= 688
520 d xDrive	147	01/13→06/14						
520 i	120	10/10→10/16	←	09/11→	2	24.5118-0688.3	331419	L= 688
520 i	135	10/10→10/16						
525 d	155	01/11→10/16						
525 d	160	01/11→10/16						
525 d xDrive	155	01/11→10/16						
525 d xDrive	160	01/11→10/16						
528 i	180	10/10→10/16						
528 i xDrive	180	10/10→10/16						
530 d	190	01/11→10/16						
530 i	190	06/09→06/13						
530 i	200	05/11→06/13						
535 d	230	01/11→10/16						
535 d xDrive	230	02/11→10/16						
ActiveHybrid	225	09/10→08/16						
ActiveHybrid	250	09/10→08/16						
530 d	210	09/10→10/16	←	10/15→	2	24.5118-0688.3	331419	L= 688
530 d xDrive	210	09/10→10/16						
530 d xDrive	190	09/10→10/16	←	03/11→	2	24.5118-0688.3	331419	L= 688
535 i xDrive	225	03/10→10/16						
535 d	220	03/10→08/11	←	09/10→	2	24.5118-0688.3	331419	L= 688
535 d	225	03/10→08/11						
550 i xDrive	300	08/10→06/13						
550 i	330	08/12→10/16	←	05/13→	2	24.5118-0688.3	331419	L= 688
550 i xDrive	330	01/13→10/16						
M 550 d xDrive	280	07/11→10/16	←	03/12→	2	24.5118-0688.3	331419	L= 688
<b>BMW - 5 Gran Turismo (F07) 01/09→</b>								
<b>Feder, Bremssattel</b>								
520 d	100	10/12→			2	11.8116-0007.2	390602	ATE
530 d	190	10/11→						
530 d xDrive	190	11/11→	→		2	11.8116-0296.1	390445	ATE
520 d	120	04/11→		10/11→	2	11.8116-0007.2	390602	ATE
520 d	135	04/11→	→	10/11→	2	11.8116-0296.1	390445	ATE
528 i	180	01/13→		08/13→	2	11.8116-0007.2	390602	ATE
			→	08/13→	2	11.8116-0296.1	390445	ATE
530 d	155	03/10→06/12		07/10→	2	11.8116-0007.2	390602	ATE
			→	07/10→	2	11.8116-0296.1	390445	ATE
530 d	180	01/09→06/12		10/09→	2	11.8116-0007.2	390602	ATE
535 i	225	01/09→	→	10/09→	2	11.8116-0296.1	390445	ATE
530 d xDrive	180	01/10→06/12		09/10→	2	11.8116-0007.2	390602	ATE
535 d xDrive	220	05/09→06/12	→	09/10→	2	11.8116-0296.1	390445	ATE
535 d xDrive	225	05/09→06/12						
535 i xDrive	225	01/10→						
535 d	220	05/09→06/12		03/10→	2	11.8116-0007.2	390602	ATE
535 d	225	05/09→06/12	→	03/10→	2	11.8116-0296.1	390445	ATE
535 d	230	01/12→		02/12→	2	11.8116-0007.2	390602	ATE
535 d xDrive	230	01/12→	→	02/12→	2	11.8116-0296.1	390445	ATE
550 i	298	10/09→05/12			2	11.8116-0008.2	390603	ATE
			→		2	11.8116-0296.1	390445	ATE
550 i	300	01/09→05/12		10/09→	2	11.8116-0008.2	390603	ATE
			→	10/09→	2	11.8116-0296.1	390445	ATE
550 i	330	01/12→07/16		05/12→	2	11.8116-0008.2	390603	ATE
550 i xDrive	330	04/11→	→	05/12→	2	11.8116-0296.1	390445	ATE
550 i xDrive	300	04/09→06/12		09/10→	2	11.8116-0008.2	390603	ATE
			→	09/10→	2	11.8116-0296.1	390445	ATE
<b>Führungshülzensatz, Bremssattel</b>								
520 d	100	10/12→	←			11.0101-7003.2	260124	ATE
530 d	190	10/11→						
↓								

	kW			 	! #		
<b>BMW - 5 Gran Turismo (F07) 01/09→</b>							
<b>Führungshülzensatz, Bremssattel</b>							
530 d xDrive 550 i	190 298	11/11→ 10/09→05/12	➔			11.0101-5402.2 260009	ATE
520 d 520 d	120 135	04/11→ 04/11→	➔ ➔	10/11→ 10/11→		11.0101-7003.2 260124 11.0101-5402.2 260009	ATE ATE
528 i	180	01/13→	➔ ➔	08/13→ 08/13→		11.0101-7003.2 260124 11.0101-5402.2 260009	ATE ATE
530 d	155	03/10→06/12	➔ ➔	07/10→ 07/10→		11.0101-7003.2 260124 11.0101-5402.2 260009	ATE ATE
530 d 535 i 550 i	180 225 300	01/09→06/12 01/09→ 01/09→05/12	➔ ➔ ➔	10/09→ 10/09→		11.0101-7003.2 260124 11.0101-5402.2 260009	ATE ATE ATE
530 d xDrive 535 d xDrive 535 i xDrive 550 i xDrive	180 220 225 225 300	01/10→06/12 05/09→06/12 05/09→06/12 01/10→ 04/09→06/12	➔ ➔ ➔	09/10→ 09/10→		11.0101-7003.2 260124 11.0101-5402.2 260009	ATE ATE ATE ATE
535 d 535 d	220 225	05/09→06/12 05/09→06/12	➔ ➔	03/10→ 03/10→		11.0101-7003.2 260124 11.0101-5402.2 260009	ATE ATE
535 d 535 d xDrive	230 230	01/12→ 01/12→	➔ ➔	02/12→ 02/12→		11.0101-7003.2 260124 11.0101-5402.2 260009	ATE ATE
550 i 550 i xDrive	330 330	01/12→07/16 04/11→	➔ ➔	05/12→ 05/12→		11.0101-7003.2 260124 11.0101-5402.2 260009	ATE ATE
<b>Führungsbolzen, Bremssattel</b>							
520 d 530 d 530 d xDrive 550 i	100 190 190 298	10/12→ 10/11→ 11/11→ 10/09→05/12	➔			11.8171-0096.1 250155 11.8171-0008.1 990049	ATE ATE
520 d 520 d	120 135	04/11→ 04/11→	➔ ➔	10/11→ 10/11→		11.8171-0096.1 250155 11.8171-0008.1 990049	ATE ATE
528 i	180	01/13→	➔ ➔	08/13→ 08/13→		11.8171-0096.1 250155 11.8171-0008.1 990049	ATE ATE
530 d	155	03/10→06/12	➔ ➔	07/10→ 07/10→		11.8171-0096.1 250155 11.8171-0008.1 990049	ATE ATE
530 d 535 i 550 i	180 225 300	01/09→06/12 01/09→ 01/09→05/12	➔ ➔ ➔	10/09→ 10/09→		11.8171-0096.1 250155 11.8171-0008.1 990049	ATE ATE ATE
530 d xDrive 535 d xDrive 535 d xDrive 535 i xDrive 550 i xDrive	180 220 225 225 300	01/10→06/12 05/09→06/12 05/09→06/12 01/10→ 04/09→06/12	➔ ➔ ➔	09/10→ 09/10→		11.8171-0096.1 250155 11.8171-0008.1 990049	ATE ATE ATE ATE ATE
535 d 535 d	220 225	05/09→06/12 05/09→06/12	➔ ➔	03/10→ 03/10→		11.8171-0096.1 250155 11.8171-0008.1 990049	ATE ATE
535 d 535 d xDrive	230 230	01/12→ 01/12→	➔ ➔	02/12→ 02/12→		11.8171-0096.1 250155 11.8171-0008.1 990049	ATE ATE
550 i 550 i xDrive	330 330	01/12→07/16 04/11→	➔ ➔	05/12→ 05/12→		11.8171-0096.1 250155 11.8171-0008.1 990049	ATE ATE
<b>Dichtungssatz, Bremssattel</b>							
520 d 530 d 530 d xDrive 550 i	100 190 190 298	10/12→ 10/11→ 11/11→ 10/09→05/12	➔			11.0441-6008.2 250038	ATE für Kolben-Ø [mm]: 60
520 d 520 d	120 135	04/11→ 04/11→	➔ ➔	10/11→ 10/11→		11.0441-6008.2 250038	ATE für Kolben-Ø [mm]: 60
528 i	180	01/13→	➔	08/13→		11.0441-6008.2 250038	ATE für Kolben-Ø [mm]: 60
530 d	155	03/10→06/12	➔	07/10→		11.0441-6008.2 250038	ATE für Kolben-Ø [mm]: 60
530 d 535 i 550 i	180 225 300	01/09→06/12 01/09→ 01/09→05/12	➔ ➔ ➔	10/09→ 10/09→		11.0441-6008.2 250038	ATE für Kolben-Ø [mm]: 60
530 d xDrive 535 d xDrive 535 d xDrive 535 i xDrive 550 i xDrive	180 220 225 225 300	01/10→06/12 05/09→06/12 05/09→06/12 01/10→ 04/09→06/12	➔ ➔ ➔	09/10→ 09/10→		11.0441-6008.2 250038	ATE für Kolben-Ø [mm]: 60
535 d 535 d	220 225	05/09→06/12 05/09→06/12	➔ ➔	03/10→ 03/10→		11.0441-6008.2 250038	ATE für Kolben-Ø [mm]: 60
↓							

	kW			 	! #		
<b>BMW - 5 Gran Turismo (F07) 01/09→</b>							
<b>Dichtungssatz, Bremssattel</b>							
535 d 535 d xDrive	230 230	01/12→ 01/12→	←	02/12→		11.0441-6008.2 250038	ATE für Kolben-Ø [mm]: 60
550 i 550 i xDrive	330 330	01/12→07/16 04/11→	←	05/12→		11.0441-6008.2 250038	ATE für Kolben-Ø [mm]: 60
<b> Bremsschlauch</b>							
520 d 530 d 530 d xDrive 550 i	100 190 190 298	10/12→ 10/11→ 11/11→ 10/09→05/12	←		2	24.5118-0688.3 331419	L= 688
520 d 520 d	120 135	04/11→ 04/11→	←	10/11→	2	24.5118-0688.3 331419	L= 688
528 i	180	01/13→	←	08/13→	2	24.5118-0688.3 331419	L= 688
530 d	155	03/10→06/12	←	07/10→	2	24.5118-0688.3 331419	L= 688
530 d 535 i 550 i	180 225 300	01/09→06/12 01/09→ 01/09→05/12	←	10/09→	2	24.5118-0688.3 331419	L= 688
530 d xDrive 535 d xDrive 535 d xDrive 535 i xDrive 550 i xDrive	180 220 225 225 300	01/10→06/12 05/09→06/12 05/09→06/12 01/10→ 04/09→06/12	←	09/10→	2	24.5118-0688.3 331419	L= 688
535 d 535 d	220 225	05/09→06/12 05/09→06/12	←	03/10→	2	24.5118-0688.3 331419	L= 688
535 d 535 d xDrive	230 230	01/12→ 01/12→	←	02/12→	2	24.5118-0688.3 331419	L= 688
550 i 550 i xDrive	330 330	01/12→07/16 04/11→	←	05/12→	2	24.5118-0688.3 331419	L= 688
<b>BMW - 5 Touring (E34) 11/91→01/97</b>							
<b> Bremssattel</b>							
518 g	85	11/95→06/96	→			11.3401-8503.2 220030 24.3401-8503.5 240521	ATE Ø 40 - Halter ATE Ø 40 - Halter
			→			11.3401-8504.2 220031 24.3401-8504.5 240522	ATE Ø 40 - Halter ATE Ø 40 - Halter
518 i	85	09/94→01/97	←	→ 09/95		11.3601-8501.2 220145	ATE Ø 60 - Halter
			←	→ 09/95		24.3601-8501.5 240533	ATE Ø 60 - Halter
			←	→ 09/95		24.3601-8502.5 240534	ATE Ø 60 - Halter
			→	→ 11/96		11.3401-8503.2 220030 24.3401-8503.5 240521	ATE Ø 40 - Halter ATE Ø 40 - Halter
			→	→ 11/96		11.3401-8504.2 220031 24.3401-8504.5 240522	ATE Ø 40 - Halter ATE Ø 40 - Halter
520 i 525 i 525 td 525 tds 530 i V8	110 141 85 105 160	11/91→01/97 11/91→01/97 03/93→01/97 12/91→01/97 09/92→01/97	←	→ 11/96		11.3601-8505.2 220149 24.3601-8505.5 240537	ATE Ø 60 - Halter ATE Ø 60 - Halter
			←	→ 11/96		24.3601-8506.5 240538	ATE Ø 60 - Halter
			→	→ 11/96		11.3401-8503.2 220030 24.3401-8503.5 240521	ATE Ø 40 - Halter ATE Ø 40 - Halter
			→	→ 11/96		11.3401-8504.2 220031 24.3401-8504.5 240522	ATE Ø 40 - Halter ATE Ø 40 - Halter
525 ix	141	02/92→01/97	→	→ 11/96		11.3401-8503.2 220030 24.3401-8503.5 240521	ATE Ø 40 - Halter ATE Ø 40 - Halter
			→	→ 11/96		11.3401-8504.2 220031 24.3401-8504.5 240522	ATE Ø 40 - Halter ATE Ø 40 - Halter
540 i	210	09/93→01/97	←	→ 11/96		24.3601-8503.5 240535	ATE Ø 60 - Halter
			←	→ 11/96		24.3601-8504.5 240536	ATE Ø 60 - Halter
<b>Bremssattelhaltersatz</b>							
518 i	85	09/94→01/97	←	→ 09/95	2	11.0230-0020.2 260023	ATE
<b>Feder, Bremssattel</b>							
518 g	85	11/95→06/96	→		2	11.8116-0066.1 390577	ATE
518 i	85	09/94→01/97	←	→ 09/95	2	11.8116-0083.1 390501	ATE
			→	→ 11/96	2	11.8116-0066.1 390577	ATE
520 i 525 i 525 td ↓	110 141 85	11/91→01/97 11/91→01/97 03/93→01/97	←	→ 11/96	2	11.8116-0083.1 390501	ATE
			→	→ 11/96	2	11.8116-0066.1 390577	ATE

	kW			 	! #		
<b>BMW - 5 Touring (E34) 11/91→01/97</b>							
<b>Feder, Bremssattel</b>							
525 tds	105	12/91→01/97	←	→ 11/96	2	11.8116-0083.1 390501	ATE
530 i V8	160	09/92→01/97	→	→ 11/96	2	11.8116-0066.1 390577	ATE
525 ix	141	02/92→01/97	→	→ 11/96	2	11.8116-0066.1 390577	ATE
540 i	210	09/93→01/97					
M5	250	09/94→01/97		→ 11/96	2	11.8116-0315.2 390447	ATE
<b>Führungshülzensatz, Bremssattel</b>							
518 g	85	11/95→06/96	→			11.0101-5402.2 260009	ATE
518 i	85	09/94→01/97	←	→ 09/95		11.0101-5402.2 260009	ATE
			→	→ 11/96		11.0101-5402.2 260009	ATE
520 i	110	11/91→01/97	←	→ 11/96		11.0101-5402.2 260009	ATE
525 i	141	11/91→01/97					
525 ix	141	02/92→01/97	→	→ 11/96		11.0101-5402.2 260009	ATE
525 td	85	03/93→01/97					
525 tds	105	12/91→01/97					
530 i V8	160	09/92→01/97					
540 i	210	09/93→01/97					
M5	250	09/94→01/97	→	→ 11/96		11.0101-5402.2 260009	ATE
<b>Führungsbolzen, Bremssattel</b>							
518 g	85	11/95→06/96	→			11.8171-0008.1 990049	ATE
518 i	85	09/94→01/97	←	→ 09/95		11.8171-0008.1 990049	ATE
			→	→ 11/96		11.8171-0008.1 990049	ATE
520 i	110	11/91→01/97	←	→ 11/96		11.8171-0008.1 990049	ATE
525 i	141	11/91→01/97					
525 ix	141	02/92→01/97	→	→ 11/96		11.8171-0008.1 990049	ATE
525 td	85	03/93→01/97					
525 tds	105	12/91→01/97					
530 i V8	160	09/92→01/97					
540 i	210	09/93→01/97					
M5	250	09/94→01/97	→	→ 11/96		11.8171-0008.1 990049	ATE
<b>Dichtungssatz, Bremssattel</b>							
518 g	85	11/95→06/96	→			11.0441-4002.2 250011	ATE
518 i	85	09/94→01/97	←	→ 09/95		11.0441-6003.2 250037	
			→	→ 11/96		11.0441-4002.2 250011	ATE
520 i	110	11/91→01/97	←	→ 11/96		11.0441-6003.2 250037	
525 i	141	11/91→01/97					
525 ix	141	02/92→01/97	→	→ 11/96		11.0441-4002.2 250011	ATE
525 td	85	03/93→01/97					
525 tds	105	12/91→01/97					
530 i V8	160	09/92→01/97					
540 i	210	09/93→01/97					
M5	250	09/94→01/97	→	→ 11/96		11.0441-4002.2 250011	ATE
<b>Bremsschlauch</b>							
518 g	85	11/95→06/96	←		2	24.5113-0423.3 331396	L= 423
			→	am Bremssattel	2	24.5170-0201.3 331450	L= 201
			→		2	24.5201-0204.3 331400	L= 204
518 i	85	09/94→01/97	←	→ 11/96	2	24.5113-0423.3 331396	L= 423
520 i	110	11/91→01/97					
525 i	141	11/91→01/97	→	am Bremssattel; → 11/96	2	24.5170-0201.3 331450	L= 201
525 ix	141	02/92→01/97	→	→ 11/96	2	24.5201-0204.3 331400	L= 204
525 td	85	03/93→01/97					
525 tds	105	12/91→01/97					
530 i V8	160	09/92→01/97					
540 i	210	09/93→01/97					
M5	250	09/94→01/97					
<b>BMW - 5 Touring (E39) 01/97→05/04</b>							
<b>Bremssattel</b>							
520 d	100	02/00→09/03	←	☐; 04/00→ 07/03; für Behördenfahrzeuge		24.3601-1713.5 240355	ATE Ø 60 - Halter
525 d	120	02/00→05/04	←	☐; 04/00→ 07/03; für Behördenfahrzeuge		24.3601-1714.5 240356	ATE Ø 60 - Halter
			→	☐; 04/00→ 07/03		11.9426-9993.2 220443	ATE Ø 42 - Halter
520 i	100	04/99→05/04	←	☐; 04/00→ 07/03; für Behördenfahrzeuge		24.3601-1713.5 240355	ATE Ø 60 - Halter
↓							










**BMW - 5 Touring (E39) 01/97→05/04**








**Bremssattel**






































520 i	100	04/99→05/04	←	☐; → 03/00; für Behördenfahrzeuge	24.3601-1713.5	240355	ATE Ø 60 - Halter
			←	☐; → 03/00; für Behördenfahrzeuge	24.3601-1714.5	240356	ATE Ø 60 - Halter
			←	☐; 04/00→ 07/03; für Behördenfahrzeuge	24.3601-1714.5	240356	ATE Ø 60 - Halter
			→	☐; → 07/03	11.9426-9993.2	220443	ATE Ø 42 - Halter
520 i	110	01/97→09/00	←	☐; 04/00→; für Behördenfahrzeuge	24.3601-1713.5	240355	ATE Ø 60 - Halter
			←	☐; 05/97→ 03/00; für Behördenfahrzeuge	24.3601-1713.5	240355	ATE Ø 60 - Halter
			←	☐; 04/00→; für Behördenfahrzeuge	24.3601-1714.5	240356	ATE Ø 60 - Halter
			←	☐; 05/97→ 03/00; für Behördenfahrzeuge	24.3601-1714.5	240356	ATE Ø 60 - Halter
			→	☐; 05/97→	11.9426-9993.2	220443	ATE Ø 42 - Halter
520 i 520 i	120 125	09/00→05/04 09/00→05/04	←	☐; → 07/03; für Behördenfahrzeuge	24.3601-1713.5	240355	ATE Ø 60 - Halter
			←	☐; → 07/03; für Behördenfahrzeuge	24.3601-1714.5	240356	ATE Ø 60 - Halter
			→	☐; → 07/03	11.9426-9993.2	220443	ATE Ø 42 - Halter
523 i 523 i 528 i	120 125 142	01/97→09/00 01/97→09/00 01/97→09/00	→	☐; 05/97→	11.9426-9993.2	220443	ATE Ø 42 - Halter
525 i	141	09/00→05/04	←	☐; 10/00→ 07/03; für Behördenfahrzeuge	24.3601-1713.5	240355	ATE Ø 60 - Halter
			←	☐; 10/00→ 07/03; für Behördenfahrzeuge	24.3601-1714.5	240356	ATE Ø 60 - Halter
			→	☐; 10/00→ 07/03	11.9426-9993.2	220443	ATE Ø 42 - Halter
525 tds	105	03/97→05/04	→	☐; 06/98→ 09/00	11.9426-9993.2	220443	ATE Ø 42 - Halter
530 d	135	08/98→09/00	→	☐; 09/98→	11.9426-9993.2	220443	ATE Ø 42 - Halter
530 d	142	09/00→05/04	←	☐; 10/00→ 07/03	24.3601-1713.5	240355	ATE Ø 60 - Halter
			←	☐; 10/00→ 07/03	24.3601-1714.5	240356	ATE Ø 60 - Halter
			→	☐; → 07/03	11.9426-9993.2	220443	ATE Ø 42 - Halter
530 i	170	09/00→05/04	←	☐; 10/00→ 07/03	24.3601-1713.5	240355	ATE Ø 60 - Halter
			←	☐; 10/00→ 07/03	24.3601-1714.5	240356	ATE Ø 60 - Halter
			→	☐; 10/00→ 07/03	11.9426-9993.2	220443	ATE Ø 42 - Halter
540 i	210	01/97→05/04	←	☐; 05/97→ 03/00	24.3601-1713.5	240355	ATE Ø 60 - Halter
			←	☐; 04/00→ 07/03	24.3601-1713.5	240355	ATE Ø 60 - Halter
			←	☐; 05/97→ 03/00	24.3601-1714.5	240356	ATE Ø 60 - Halter
			←	☐; 04/00→ 07/03	24.3601-1714.5	240356	ATE Ø 60 - Halter
			→	☐; 05/97→ 07/03	11.9426-9993.2	220443	ATE Ø 42 - Halter

**Feder, Bremssattel**








































520 d 525 d	100 120	02/00→09/03 02/00→05/04	←	04/00→ 07/03; nicht für Behördenfahrzeuge	2	11.8116-0239.2	390510	ATE
			←	04/00→ 07/03; für Behördenfahrzeuge	2	11.8116-0290.2	390520	ATE
			→	04/00→ 07/03	2	11.8116-0168.1	390499	ATE
520 i	100	04/99→05/04	←	→ 03/00; für Behördenfahrzeuge	2	11.8116-0197.1	390523	ATE
			←	→ 07/03; nicht für Behördenfahrzeuge	2	11.8116-0239.2	390510	ATE
			←	04/00→ 07/03; für Behördenfahrzeuge	2	11.8116-0290.2	390520	ATE
			→	→ 07/03	2	11.8116-0168.1	390499	ATE
520 i	110	01/97→09/00	←	05/97→ 03/00; für Behördenfahrzeuge	2	11.8116-0197.1	390523	ATE
			←	05/97→; nicht für Behördenfahrzeuge	2	11.8116-0239.2	390510	ATE
			←	04/00→; für Behördenfahrzeuge	2	11.8116-0290.2	390520	ATE
			→	05/97→	2	11.8116-0168.1	390499	ATE
520 i 520 i	120 125	09/00→05/04 09/00→05/04	←	→ 07/03; nicht für Behördenfahrzeuge	2	11.8116-0239.2	390510	ATE
			←	→ 07/03; für Behördenfahrzeuge	2	11.8116-0290.2	390520	ATE
			→	→ 07/03	2	11.8116-0168.1	390499	ATE
523 i 523 i 528 i	120 125 142	01/97→09/00 01/97→09/00 01/97→09/00	←	05/97→	2	11.8116-0239.2	390510	ATE
			→	05/97→	2	11.8116-0168.1	390499	ATE
525 i	141	09/00→05/04	←	10/00→ 07/03; nicht für Behördenfahrzeuge	2	11.8116-0239.2	390510	ATE
			←	10/00→ 07/03; für Behördenfahrzeuge	2	11.8116-0290.2	390520	ATE
↓								









	kW			 	! #		
<b>BMW - 5 Touring (E39) 01/97→05/04</b>							
<b>Feder, Bremssattel</b>							
525 i	141	09/00→05/04	➡	10/00→ 07/03	2	11.8116-0168.1 390499	ATE
525 tds	105	03/97→05/04	⬅	06/98→ 09/00	2	11.8116-0239.2 390510	ATE
			➡	06/98→ 09/00	2	11.8116-0168.1 390499	ATE
530 d	135	08/98→09/00	⬅	09/98→	2	11.8116-0239.2 390510	ATE
			➡	09/98→	2	11.8116-0168.1 390499	ATE
530 d	142	09/00→05/04	⬅	→ 09/00	2	11.8116-0239.2 390510	ATE
			⬅	10/00→ 07/03	2	11.8116-0290.2 390520	ATE
			➡	→ 07/03	2	11.8116-0168.1 390499	ATE
530 i	170	09/00→05/04	⬅	10/00→ 07/03	2	11.8116-0290.2 390520	ATE
			➡	10/00→ 07/03	2	11.8116-0168.1 390499	ATE
540 i	210	01/97→05/04	⬅	05/97→ 03/00	2	11.8116-0197.1 390523	ATE
			⬅	04/00→ 07/03	2	11.8116-0290.2 390520	ATE
			➡	05/97→ 07/03	2	11.8116-0168.1 390499	ATE
<b>Führungshülzensatz, Bremssattel</b>							
520 d	100	02/00→09/03	⬅	04/00→ 07/03; für Behördenfahrzeuge		11.0101-5402.2 260009	ATE
525 d	120	02/00→05/04	⬅	04/00→ 07/03; nicht für Behördenfahrzeuge		11.0101-5402.2 260009	ATE
			➡	04/00→ 07/03		11.0101-5402.2 260009	ATE
			⬅	04/00→ 07/03; für Behördenfahrzeuge		11.0101-5402.2 260009	ATE
520 i	100	04/99→05/04	⬅	→ 07/03; nicht für Behördenfahrzeuge		11.0101-5402.2 260009	ATE
			⬅	→ 03/00; für Behördenfahrzeuge		11.0101-5402.2 260009	ATE
			➡	→ 07/03		11.0101-5402.2 260009	ATE
			⬅	04/00→ 07/03; für Behördenfahrzeuge		11.0101-5402.2 260009	ATE
520 i	110	01/97→09/00	⬅	04/00→; für Behördenfahrzeuge		11.0101-5402.2 260009	ATE
			⬅	05/97→ 03/00; für Behördenfahrzeuge		11.0101-5402.2 260009	ATE
			⬅	05/97→; nicht für Behördenfahrzeuge		11.0101-5402.2 260009	ATE
			➡	05/97→		11.0101-5402.2 260009	ATE
520 i	120	09/00→05/04	⬅	→ 07/03; für Behördenfahrzeuge		11.0101-5402.2 260009	ATE
520 i	125	09/00→05/04	⬅	→ 07/03; nicht für Behördenfahrzeuge		11.0101-5402.2 260009	ATE
			➡	→ 07/03		11.0101-5402.2 260009	ATE
523 i	120	01/97→09/00	⬅	05/97→		11.0101-5402.2 260009	ATE
523 i	125	01/97→09/00	➡	05/97→		11.0101-5402.2 260009	ATE
528 i	142	01/97→09/00	➡	05/97→		11.0101-5402.2 260009	ATE
525 i	141	09/00→05/04	⬅	10/00→ 07/03; für Behördenfahrzeuge		11.0101-5402.2 260009	ATE
			⬅	10/00→ 07/03; nicht für Behördenfahrzeuge		11.0101-5402.2 260009	ATE
			➡	10/00→ 07/03		11.0101-5402.2 260009	ATE
525 tds	105	03/97→05/04	⬅	06/98→ 09/00		11.0101-5402.2 260009	ATE
			➡	06/98→ 09/00		11.0101-5402.2 260009	ATE
530 d	135	08/98→09/00	⬅	09/98→		11.0101-5402.2 260009	ATE
			➡	09/98→		11.0101-5402.2 260009	ATE
530 d	142	09/00→05/04	⬅	10/00→ 07/03		11.0101-5402.2 260009	ATE
			⬅	→ 09/00		11.0101-5402.2 260009	ATE
			➡	→ 07/03		11.0101-5402.2 260009	ATE
530 i	170	09/00→05/04	⬅	10/00→ 07/03		11.0101-5402.2 260009	ATE
			➡	10/00→ 07/03		11.0101-5402.2 260009	ATE
540 i	210	01/97→05/04	⬅	04/00→ 07/03		11.0101-5402.2 260009	ATE
			⬅	05/97→ 03/00		11.0101-5402.2 260009	ATE
			➡	05/97→ 07/03		11.0101-5402.2 260009	ATE
<b>Führungsbolzen, Bremssattel</b>							
520 d	100	02/00→09/03	⬅	04/00→ 07/03; für Behördenfahrzeuge		11.8171-0008.1 990049	ATE
525 d	120	02/00→05/04	⬅	04/00→ 07/03; nicht für Behördenfahrzeuge		11.8171-0008.1 990049	ATE
			➡	04/00→ 07/03		11.8171-0008.1 990049	ATE
			⬅	→ 03/00; für Behördenfahrzeuge		11.8171-0008.1 990049	ATE
520 i	100	04/99→05/04	⬅	04/00→ 07/03; für Behördenfahrzeuge		11.8171-0008.1 990049	ATE
			⬅	04/00→ 07/03; für Behördenfahrzeuge		11.8171-0008.1 990049	ATE
↓							

	kw			 	! #		
<b>BMW - 5 Touring (E39) 01/97→05/04</b>							
<b>Führungsbolzen, Bremsattel</b>							
520 i	100	04/99→05/04	←	→ 07/03; nicht für Behördenfahrzeuge		11.8171-0008.1 990049	ATE
			→	→ 07/03		11.8171-0008.1 990049	ATE
520 i	110	01/97→09/00		05/97→ 03/00; für Behördenfahrzeuge		11.8171-0008.1 990049	ATE
			←	04/00→; für Behördenfahrzeuge		11.8171-0008.1 990049	ATE
			←	05/97→; nicht für Behördenfahrzeuge		11.8171-0008.1 990049	ATE
			→	05/97→		11.8171-0008.1 990049	ATE
520 i	120	09/00→05/04	←	→ 07/03; für Behördenfahrzeuge		11.8171-0008.1 990049	ATE
520 i	125	09/00→05/04	←	→ 07/03; nicht für Behördenfahrzeuge		11.8171-0008.1 990049	ATE
			→	→ 07/03		11.8171-0008.1 990049	ATE
523 i	120	01/97→09/00	←	05/97→		11.8171-0008.1 990049	ATE
523 i	125	01/97→09/00					
528 i	142	01/97→09/00	→	05/97→		11.8171-0008.1 990049	ATE
525 i	141	09/00→05/04	←	10/00→ 07/03; für Behördenfahrzeuge		11.8171-0008.1 990049	ATE
			←	10/00→ 07/03; nicht für Behördenfahrzeuge		11.8171-0008.1 990049	ATE
			→	10/00→ 07/03		11.8171-0008.1 990049	ATE
525 tds	105	03/97→05/04	←	06/98→ 09/00		11.8171-0008.1 990049	ATE
			→	06/98→ 09/00		11.8171-0008.1 990049	ATE
530 d	135	08/98→09/00	←	09/98→		11.8171-0008.1 990049	ATE
			→	09/98→		11.8171-0008.1 990049	ATE
530 d	142	09/00→05/04	←	10/00→ 07/03		11.8171-0008.1 990049	ATE
			←	→ 09/00		11.8171-0008.1 990049	ATE
			→	→ 07/03		11.8171-0008.1 990049	ATE
530 i	170	09/00→05/04	←	10/00→ 07/03		11.8171-0008.1 990049	ATE
			→	10/00→ 07/03		11.8171-0008.1 990049	ATE
540 i	210	01/97→05/04		05/97→ 03/00		11.8171-0008.1 990049	ATE
			←	04/00→ 07/03		11.8171-0008.1 990049	ATE
			→	05/97→ 07/03		11.8171-0008.1 990049	ATE
<b>Dichtungssatz, Bremsattel</b>							
520 d	100	02/00→09/03	←	04/00→ 07/03; für Behördenfahrzeuge		11.0441-6003.2 250037	
525 d	120	02/00→05/04	←	04/00→ 07/03; nicht für Behördenfahrzeuge		11.0441-6008.2 250038	ATE für Kolben-Ø [mm]: 60
			→	04/00→ 07/03		11.0441-4203.2 250013	ATE
520 i	100	04/99→05/04	←	04/00→ 07/03; für Behördenfahrzeuge		11.0441-6003.2 250037	
			←	→ 03/00; für Behördenfahrzeuge		11.0441-6003.2 250037	
			←	→ 07/03; nicht für Behördenfahrzeuge		11.0441-6008.2 250038	ATE für Kolben-Ø [mm]: 60
			→	→ 07/03		11.0441-4203.2 250013	ATE
520 i	110	01/97→09/00	←	04/00→; für Behördenfahrzeuge		11.0441-6003.2 250037	
			←	05/97→ 03/00; für Behördenfahrzeuge		11.0441-6003.2 250037	
			←	05/97→; nicht für Behördenfahrzeuge		11.0441-6008.2 250038	ATE für Kolben-Ø [mm]: 60
			→	05/97→		11.0441-4203.2 250013	ATE
520 i	120	09/00→05/04	←	→ 07/03; für Behördenfahrzeuge		11.0441-6003.2 250037	
520 i	125	09/00→05/04	←	→ 07/03; nicht für Behördenfahrzeuge		11.0441-6008.2 250038	ATE für Kolben-Ø [mm]: 60
			→	→ 07/03		11.0441-4203.2 250013	ATE
523 i	120	01/97→09/00	←	05/97→		11.0441-6008.2 250038	ATE für Kolben-Ø [mm]: 60
523 i	125	01/97→09/00					
528 i	142	01/97→09/00	→	05/97→		11.0441-4203.2 250013	ATE
525 i	141	09/00→05/04	←	10/00→ 07/03; für Behördenfahrzeuge		11.0441-6003.2 250037	
			←	10/00→ 07/03; nicht für Behördenfahrzeuge		11.0441-6008.2 250038	ATE für Kolben-Ø [mm]: 60
			→	10/00→ 07/03		11.0441-4203.2 250013	ATE
525 tds	105	03/97→05/04	←	06/98→ 09/00		11.0441-6008.2 250038	ATE für Kolben-Ø [mm]: 60
			→	06/98→ 09/00		11.0441-4203.2 250013	ATE
530 d	135	08/98→09/00	←	09/98→		11.0441-6008.2 250038	ATE für Kolben-Ø [mm]: 60
			→	09/98→		11.0441-4203.2 250013	ATE
530 d	142	09/00→05/04	←	10/00→ 07/03		11.0441-6003.2 250037	
↓							









	kw			 	! #		
<b>BMW - 5 Touring (E39) 01/97→05/04</b>							
<b>Dichtungssatz, Bremssattel</b>							
530 d	142	09/00→05/04	←	→ 09/00		11.0441-6008.2 250038	ATE für Kolben-Ø [mm]: 60
			→	→ 07/03		11.0441-4203.2 250013	ATE
530 i	170	09/00→05/04	←	10/00→ 07/03		11.0441-6003.2 250037	
			→	10/00→ 07/03		11.0441-4203.2 250013	ATE
540 i	210	01/97→05/04	←	04/00→ 07/03		11.0441-6003.2 250037	
			←	05/97→ 03/00		11.0441-6003.2 250037	
			→	05/97→ 07/03		11.0441-4203.2 250013	ATE
<b> Bremsschlauch</b>							
520 d	100	02/00→09/03	←	 ; 04/00→ 07/03; + ASC		24.5201-0100.3 331512	L= 100
525 d	120	02/00→05/04	←	am Bremssattel; 04/00→ 07/03	2	83.6151-0411.3 330461	L= 410
			←	 ; 04/00→ 07/03; + ASC		83.6204-0100.3 330441	L= 100
			→	am Bremssattel; 04/00→ 07/03	2	24.5113-0275.3 330653	L= 275 + Halter
			→	 ; 04/00→ 07/03		24.5201-0100.3 331512	L= 100
			→	 ; 04/00→ 07/03		83.6204-0100.3 330441	L= 100
520 i	100	04/99→05/04	←	 ; → 07/03; + ASC		24.5201-0100.3 331512	L= 100
520 i	120	09/00→05/04	←	am Bremssattel; → 07/03	2	83.6151-0411.3 330461	L= 410
520 i	125	09/00→05/04	←	 ; → 07/03; + ASC		83.6204-0100.3 330441	L= 100
530 d	142	09/00→05/04	→	am Bremssattel; → 07/03	2	24.5113-0275.3 330653	L= 275 + Halter
			→	 ; → 07/03		24.5201-0100.3 331512	L= 100
			→	 ; → 07/03		83.6204-0100.3 330441	L= 100
520 i	110	01/97→09/00	←	 ; 05/97→; + ASC		24.5201-0100.3 331512	L= 100
			←	am Bremssattel; 05/97→	2	83.6151-0411.3 330461	L= 410
			←	 ; 05/97→; + ASC		83.6204-0100.3 330441	L= 100
			→	am Bremssattel; 05/97→	2	24.5113-0275.3 330653	L= 275 + Halter
			→	 ; 05/97→		24.5201-0100.3 331512	L= 100
			→	 ; 05/97→		83.6204-0100.3 330441	L= 100
523 i	120	01/97→09/00	←	 ; 05/97→; + ASC		24.5201-0100.3 331512	L= 100
523 i	125	01/97→09/00	←	am Bremssattel; 05/97→	2	83.6151-0411.3 330461	L= 410
528 i	142	01/97→09/00	←	 ; 05/97→; + ASC		83.6204-0100.3 330441	L= 100
			→	 ; 05/97→		24.5201-0100.3 331512	L= 100
			→	am Bremssattel; 05/97→	2	83.6113-0276.3 330538	L= 275
			→	 ; 05/97→		83.6204-0100.3 330441	L= 100
525 i	141	09/00→05/04	←	 ; 10/00→ 07/03; + ASC		24.5201-0100.3 331512	L= 100
530 i	170	09/00→05/04	←	am Bremssattel; 10/00→ 07/03	2	83.6151-0411.3 330461	L= 410
			←	 ; 10/00→ 07/03; + ASC		83.6204-0100.3 330441	L= 100
			→	am Bremssattel; 10/00→ 07/03	2	24.5113-0275.3 330653	L= 275 + Halter
			→	 ; 10/00→ 07/03		24.5201-0100.3 331512	L= 100
			→	 ; 10/00→ 07/03		83.6204-0100.3 330441	L= 100
525 tds	105	03/97→05/04	←	 ; 06/98→ 09/00; + ASC		24.5201-0100.3 331512	L= 100
			←	am Bremssattel; 06/98→ 09/00	2	83.6151-0411.3 330461	L= 410
			←	 ; 06/98→ 09/00; + ASC		83.6204-0100.3 330441	L= 100
			→	 ; 06/98→ 09/00		24.5201-0100.3 331512	L= 100
			→	am Bremssattel; 06/98→ 09/00	2	83.6113-0276.3 330538	L= 275
			→	 ; 06/98→ 09/00		83.6204-0100.3 330441	L= 100
530 d	135	08/98→09/00	←	 ; 09/98→; + ASC		24.5201-0100.3 331512	L= 100
			←	am Bremssattel; 09/98→	2	83.6151-0411.3 330461	L= 410
			←	 ; 09/98→; + ASC		83.6204-0100.3 330441	L= 100
			→	am Bremssattel; 09/98→	2	24.5113-0275.3 330653	L= 275 + Halter
			→	 ; 09/98→		24.5201-0100.3 331512	L= 100
			→	 ; 09/98→		83.6204-0100.3 330441	L= 100
540 i	210	01/97→05/04	←	 ; 05/97→ 07/03; + ASC		24.5201-0100.3 331512	L= 100
			←	am Bremssattel; 05/97→ 07/03	2	83.6151-0411.3 330461	L= 410










	kW			 	! #		
<b>BMW - 5 Touring (E39) 01/97→05/04</b>							
 <b>Bremsschlauch</b>							
540 i	210	01/97→05/04	←	 ; 05/97→ 07/03; + ASC		<b>83.6204-0100.3</b> <b>330441</b>	L= 100
			→	am Bremsattel; 05/97→ 07/03	2	<b>24.5113-0275.3</b> <b>330653</b>	L= 275 + Halter
			→	 ; 05/97→ 07/03		<b>24.5201-0100.3</b> <b>331512</b>	L= 100
			→	 ; 05/97→ 07/03		<b>83.6204-0100.3</b> <b>330441</b>	L= 100
<b>BMW - 5 Touring (E61) 06/04→12/10</b>							
 <b>Bremsattel</b>							
520 d	110	04/05→02/08	←	 ; 09/05→; nicht für Behördenfahrzeuge		<b>11.9606-9967.2</b> <b>220905</b>	ATE Ø 60 - Halter
						<b>24.3606-9967.5</b> <b>240571</b>	ATE Ø 60 - Halter
			←	 ; 09/05→; nicht für Behördenfahrzeuge		<b>11.9606-9968.2</b> <b>220906</b>	ATE Ø 60 - Halter
						<b>24.3606-9968.5</b> <b>240572</b>	ATE Ø 60 - Halter
			←	 ; 09/05→; für Behördenfahrzeuge		<b>11.9606-9979.2</b> <b>220907</b>	ATE Ø 60 - Halter
						<b>24.3606-9979.5</b> <b>240575</b>	ATE Ø 60 - Halter
520 d	120	04/05→02/08	←	 ; 09/05→; für Behördenfahrzeuge		<b>11.9606-9980.2</b> <b>220908</b>	ATE Ø 60 - Halter
						<b>24.3606-9980.5</b> <b>240576</b>	ATE Ø 60 - Halter
			→	 ; 09/05→		<b>11.9426-9957.2</b> <b>220895</b>	ATE Ø 42 - Halter
						<b>24.3426-9957.5</b> <b>240565</b>	ATE Ø 42 - Halter
			→	 ; 09/05→		<b>11.9426-9958.2</b> <b>220896</b>	ATE Ø 42 - Halter
						<b>24.3426-9958.5</b> <b>240566</b>	ATE Ø 42 - Halter
520 d	120	04/05→02/08	←	 ; 07/05→; nicht für Behördenfahrzeuge		<b>11.9606-9967.2</b> <b>220905</b>	ATE Ø 60 - Halter
						<b>24.3606-9967.5</b> <b>240571</b>	ATE Ø 60 - Halter
			←	 ; 07/05→; nicht für Behördenfahrzeuge		<b>11.9606-9968.2</b> <b>220906</b>	ATE Ø 60 - Halter
						<b>24.3606-9968.5</b> <b>240572</b>	ATE Ø 60 - Halter
			←	 ; 07/05→; für Behördenfahrzeuge		<b>11.9606-9979.2</b> <b>220907</b>	ATE Ø 60 - Halter
						<b>24.3606-9979.5</b> <b>240575</b>	ATE Ø 60 - Halter
520 d	130	03/07→05/10	←	 ; 07/05→; für Behördenfahrzeuge		<b>11.9606-9980.2</b> <b>220908</b>	ATE Ø 60 - Halter
						<b>24.3606-9980.5</b> <b>240576</b>	ATE Ø 60 - Halter
			→	 ; 07/05→		<b>11.9426-9957.2</b> <b>220895</b>	ATE Ø 42 - Halter
						<b>24.3426-9957.5</b> <b>240565</b>	ATE Ø 42 - Halter
			→	 ; 07/05→		<b>11.9426-9958.2</b> <b>220896</b>	ATE Ø 42 - Halter
						<b>24.3426-9958.5</b> <b>240566</b>	ATE Ø 42 - Halter
520 i 520 i	120 125	07/07→08/10 09/07→12/10	←	 ; 09/07→		<b>11.9606-9979.2</b> <b>220907</b>	ATE Ø 60 - Halter
						<b>24.3606-9979.5</b> <b>240575</b>	ATE Ø 60 - Halter
			←	 ; 09/07→		<b>11.9606-9980.2</b> <b>220908</b>	ATE Ø 60 - Halter
						<b>24.3606-9980.5</b> <b>240576</b>	ATE Ø 60 - Halter
			→	 ; 09/07→		<b>11.9426-9957.2</b> <b>220895</b>	ATE Ø 42 - Halter
						<b>24.3426-9957.5</b> <b>240565</b>	ATE Ø 42 - Halter
520 i 520 i	120 125	07/07→08/10 09/07→12/10	→	 ; 09/07→		<b>11.9426-9958.2</b> <b>220896</b>	ATE Ø 42 - Halter
						<b>24.3426-9958.5</b> <b>240566</b>	ATE Ø 42 - Halter
			←	 ; → 05/10; nicht für Behördenfahrzeuge		<b>11.9606-9967.2</b> <b>220905</b>	ATE Ø 60 - Halter
						<b>24.3606-9967.5</b> <b>240571</b>	ATE Ø 60 - Halter
			←	 ; → 05/10; nicht für Behördenfahrzeuge		<b>11.9606-9968.2</b> <b>220906</b>	ATE Ø 60 - Halter
						<b>24.3606-9968.5</b> <b>240572</b>	ATE Ø 60 - Halter
523 i 525 d	130 130	07/05→12/10 06/04→12/10	←	 ; für Behördenfahrzeuge; → 05/10		<b>11.9606-9979.2</b> <b>220907</b>	ATE Ø 60 - Halter
						<b>24.3606-9979.5</b> <b>240575</b>	ATE Ø 60 - Halter
			←	 ; für Behördenfahrzeuge; → 05/10		<b>11.9606-9980.2</b> <b>220908</b>	ATE Ø 60 - Halter
						<b>24.3606-9980.5</b> <b>240576</b>	ATE Ø 60 - Halter
			→	 ; → 05/10		<b>11.9426-9957.2</b> <b>220895</b>	ATE Ø 42 - Halter
						<b>24.3426-9957.5</b> <b>240565</b>	ATE Ø 42 - Halter
523 i 525 d	130 130	07/05→12/10 06/04→12/10	→	 ; → 05/10		<b>11.9426-9958.2</b> <b>220896</b>	ATE Ø 42 - Halter
						<b>24.3426-9958.5</b> <b>240566</b>	ATE Ø 42 - Halter
			←	 ; nicht für Behördenfahrzeuge; → 03/07		<b>11.9606-9967.2</b> <b>220905</b>	ATE Ø 60 - Halter
						<b>24.3606-9967.5</b> <b>240571</b>	ATE Ø 60 - Halter
			←	 ; nicht für Behördenfahrzeuge; → 03/07		<b>11.9606-9968.2</b> <b>220906</b>	ATE Ø 60 - Halter
						<b>24.3606-9968.5</b> <b>240572</b>	ATE Ø 60 - Halter
↓			←	 ; für Behördenfahrzeuge; → 03/07		<b>11.9606-9979.2</b> <b>220907</b>	ATE Ø 60 - Halter
						<b>24.3606-9979.5</b> <b>240575</b>	ATE Ø 60 - Halter
			←	 ; für Behördenfahrzeuge; → 03/07		<b>11.9606-9980.2</b> <b>220908</b>	ATE Ø 60 - Halter
						<b>24.3606-9980.5</b> <b>240576</b>	ATE Ø 60 - Halter
			→	 ; → 03/07		<b>11.9426-9957.2</b> <b>220895</b>	ATE Ø 42 - Halter







	kw			 	! #		
<b>BMW - 5 Touring (E61) 06/04→12/10</b>							
<b> Bremssattel</b>							
523 i	130	07/05→12/10	➔	☐; → 03/07		24.3426-9957.5 240565	ATE Ø 42 - Halter
525 d	130	06/04→12/10	➔	☐; → 03/07		11.9426-9958.2 220896	ATE Ø 42 - Halter
						24.3426-9958.5 240566	ATE Ø 42 - Halter
523 i	140	01/07→12/10	➔	☐; 03/07→ 05/10; nicht für Behördenfahrzeuge; Motorcode: N52N		11.9606-9967.2 220905	ATE Ø 60 - Halter
						24.3606-9967.5 240571	ATE Ø 60 - Halter
			➔	☐; 03/07→ 05/10; nicht für Behördenfahrzeuge; Motorcode: N52N		11.9606-9968.2 220906	ATE Ø 60 - Halter
						24.3606-9968.5 240572	ATE Ø 60 - Halter
			➔	☐; 03/07→ 05/10; für Behördenfahrzeuge; Motorcode: N52N		11.9606-9979.2 220907	ATE Ø 60 - Halter
						24.3606-9979.5 240575	ATE Ø 60 - Halter
			➔	☐; 03/07→ 05/10; Motorcode: N53		11.9606-9979.2 220907	ATE Ø 60 - Halter
						24.3606-9979.5 240575	ATE Ø 60 - Halter
			➔	☐; 03/07→ 05/10; für Behördenfahrzeuge; Motorcode: N52N		11.9606-9980.2 220908	ATE Ø 60 - Halter
						24.3606-9980.5 240576	ATE Ø 60 - Halter
			➔	☐; 03/07→ 05/10; Motorcode: N53		11.9606-9980.2 220908	ATE Ø 60 - Halter
						24.3606-9980.5 240576	ATE Ø 60 - Halter
			➔	☐; 03/07→ 05/10		11.9426-9957.2 220895	ATE Ø 42 - Halter
						24.3426-9957.5 240565	ATE Ø 42 - Halter
			➔	☐; 03/07→ 05/10		11.9426-9958.2 220896	ATE Ø 42 - Halter
						24.3426-9958.5 240566	ATE Ø 42 - Halter
525 d	120	12/04→12/10	➔	☐; → 05/10		11.9606-9967.2 220905	ATE Ø 60 - Halter
						11.9606-9979.2 220907	ATE Ø 60 - Halter
						24.3606-9967.5 240571	ATE Ø 60 - Halter
						24.3606-9979.5 240575	ATE Ø 60 - Halter
			➔	☐; → 05/10		11.9606-9968.2 220906	ATE Ø 60 - Halter
						11.9606-9980.2 220908	ATE Ø 60 - Halter
						24.3606-9968.5 240572	ATE Ø 60 - Halter
						24.3606-9980.5 240576	ATE Ø 60 - Halter
			➔	☐; → 05/10		11.9426-9957.2 220895	ATE Ø 42 - Halter
						24.3426-9957.5 240565	ATE Ø 42 - Halter
			➔	☐; → 05/10		11.9426-9958.2 220896	ATE Ø 42 - Halter
						24.3426-9958.5 240566	ATE Ø 42 - Halter
525 d	145	01/07→12/10	➔	☐; 03/07→ 05/10; nicht für Behördenfahrzeuge		11.9606-9979.2 220907	ATE Ø 60 - Halter
530 d	173	01/07→12/10				24.3606-9979.5 240575	ATE Ø 60 - Halter
			➔	☐; 03/07→ 05/10; nicht für Behördenfahrzeuge		11.9606-9980.2 220908	ATE Ø 60 - Halter
						24.3606-9980.5 240576	ATE Ø 60 - Halter
			➔	☐; 03/07→ 05/10; für Behördenfahrzeuge		24.3606-9977.5 240573	ATE Ø 60 - Halter
			➔	☐; 03/07→ 05/10; für Behördenfahrzeuge		24.3606-9978.5 240574	ATE Ø 60 - Halter
			➔	☐; 03/07→ 05/10; nicht für Behördenfahrzeuge		11.9426-9957.2 220895	ATE Ø 42 - Halter
						24.3426-9957.5 240565	ATE Ø 42 - Halter
			➔	☐; 03/07→ 05/10; nicht für Behördenfahrzeuge		11.9426-9958.2 220896	ATE Ø 42 - Halter
						24.3426-9958.5 240566	ATE Ø 42 - Halter
525 d xDrive	145	09/08→12/10	➔	☐; → 05/10		24.3606-9955.5 240577	Ø 60 - Halter
525 i xDrive	160	09/08→12/10					
525 xi	160	07/05→12/10	➔	☐; → 05/10		24.3606-9956.5 240578	Ø 60 - Halter
525 xi	160	01/07→12/10	➔	☐; → 05/10		11.9426-9957.2 220895	ATE Ø 42 - Halter
530 d xDrive	173	09/08→12/10				24.3426-9957.5 240565	ATE Ø 42 - Halter
530 i xDrive	200	09/08→12/10	➔	☐; → 05/10		11.9426-9958.2 220896	ATE Ø 42 - Halter
						24.3426-9958.5 240566	ATE Ø 42 - Halter
525 i	141	06/04→12/10	➔	☐; nicht für Behördenfahrzeuge; → 03/05		11.9606-9967.2 220905	ATE Ø 60 - Halter
						24.3606-9967.5 240571	ATE Ø 60 - Halter
			➔	☐; nicht für Behördenfahrzeuge; → 03/05		11.9606-9968.2 220906	ATE Ø 60 - Halter
						24.3606-9968.5 240572	ATE Ø 60 - Halter
			➔	☐; für Behördenfahrzeuge; → 03/05		11.9606-9979.2 220907	ATE Ø 60 - Halter
						24.3606-9979.5 240575	ATE Ø 60 - Halter
			➔	☐; für Behördenfahrzeuge; → 03/05		11.9606-9980.2 220908	ATE Ø 60 - Halter
						24.3606-9980.5 240576	ATE Ø 60 - Halter
			➔	☐; → 03/05		11.9426-9957.2 220895	ATE Ø 42 - Halter
						24.3426-9957.5 240565	ATE Ø 42 - Halter
			➔	☐; → 03/05		11.9426-9958.2 220896	ATE Ø 42 - Halter

















	kw			 	! #		
<b>BMW - 5 Touring (E61) 06/04→12/10</b>							
 <b>Bremssattel</b>							
525 i	141	06/04→12/10	➔	☐; → 03/05		24.3426-9958.5 240566	ATE Ø 42 - Halter
525 i	155	07/05→12/10	➔	☐; 03/07→ 05/10;		11.9606-9967.2 220905	ATE Ø 60 - Halter
525 i	160	07/05→12/10	➔	nicht für Behördenfahrzeuge;		24.3606-9967.5 240571	ATE Ø 60 - Halter
525 i	155	01/07→12/10	➔	Motorcode: N52N			
525 i	160	01/07→12/10	➔	☐; 03/07→ 05/10;		11.9606-9968.2 220906	ATE Ø 60 - Halter
			➔	nicht für Behördenfahrzeuge;		24.3606-9968.5 240572	ATE Ø 60 - Halter
			➔	Motorcode: N52N			
			➔	☐; 03/07→ 05/10;		11.9606-9979.2 220907	ATE Ø 60 - Halter
			➔	für Behördenfahrzeuge;		24.3606-9979.5 240575	ATE Ø 60 - Halter
			➔	Motorcode: N52N			
			➔	☐; 03/07→ 05/10;		11.9606-9979.2 220907	ATE Ø 60 - Halter
			➔	nicht für Behördenfahrzeuge;		24.3606-9979.5 240575	ATE Ø 60 - Halter
			➔	Motorcode: N53			
			➔	☐; → 03/07		11.9606-9979.2 220907	ATE Ø 60 - Halter
			➔			24.3606-9979.5 240575	ATE Ø 60 - Halter
			➔	☐; 03/07→ 05/10;		11.9606-9980.2 220908	ATE Ø 60 - Halter
			➔	für Behördenfahrzeuge;		24.3606-9980.5 240576	ATE Ø 60 - Halter
			➔	Motorcode: N52N			
			➔	☐; 03/07→ 05/10;		11.9606-9980.2 220908	ATE Ø 60 - Halter
			➔	nicht für Behördenfahrzeuge;		24.3606-9980.5 240576	ATE Ø 60 - Halter
			➔	Motorcode: N53			
			➔	☐; → 03/07		11.9606-9980.2 220908	ATE Ø 60 - Halter
			➔			24.3606-9980.5 240576	ATE Ø 60 - Halter
			➔	☐; 03/07→ 05/10;		24.3606-9977.5 240573	ATE Ø 60 - Halter
			➔	für Behördenfahrzeuge; Motorcode: N53			
			➔	☐; 03/07→ 05/10;		24.3606-9978.5 240574	ATE Ø 60 - Halter
			➔	für Behördenfahrzeuge; Motorcode: N53			
			➔	☐; → 03/07		11.9426-9957.2 220895	ATE Ø 42 - Halter
			➔			24.3426-9957.5 240565	ATE Ø 42 - Halter
			➔	☐; 03/07→ 05/10;		11.9426-9957.2 220895	ATE Ø 42 - Halter
			➔	nicht für Behördenfahrzeuge;		24.3426-9957.5 240565	ATE Ø 42 - Halter
			➔	Motorcode: N53			
			➔	☐; 03/07→ 05/10; Motorcode: N52N		11.9426-9957.2 220895	ATE Ø 42 - Halter
			➔			24.3426-9957.5 240565	ATE Ø 42 - Halter
			➔	☐; 03/07→ 05/10; Motorcode: N52N		11.9426-9958.2 220896	ATE Ø 42 - Halter
			➔			24.3426-9958.5 240566	ATE Ø 42 - Halter
			➔	☐; 03/07→ 05/10;		11.9426-9958.2 220896	ATE Ø 42 - Halter
			➔	nicht für Behördenfahrzeuge;		24.3426-9958.5 240566	ATE Ø 42 - Halter
			➔	Motorcode: N53			
			➔	☐; → 03/07		11.9426-9958.2 220896	ATE Ø 42 - Halter
			➔			24.3426-9958.5 240566	ATE Ø 42 - Halter
525 xd	145	01/07→12/10	➔	☐; 03/07→ 05/10		24.3606-9955.5 240577	Ø 60 - Halter
530 xd	173	01/07→12/10	➔	☐; 03/07→ 05/10		24.3606-9956.5 240578	Ø 60 - Halter
530 xi	200	01/07→12/10	➔	☐; 03/07→ 05/10		11.9426-9957.2 220895	ATE Ø 42 - Halter
			➔			24.3426-9957.5 240565	ATE Ø 42 - Halter
			➔	☐; 03/07→ 05/10		11.9426-9958.2 220896	ATE Ø 42 - Halter
			➔			24.3426-9958.5 240566	ATE Ø 42 - Halter
530 d	155	11/05→12/10	➔	☐; → 05/10;		11.9606-9979.2 220907	ATE Ø 60 - Halter
530 d	160	06/04→12/10	➔	nicht für Behördenfahrzeuge		24.3606-9979.5 240575	ATE Ø 60 - Halter
530 d	170	07/05→12/10	➔	☐; → 05/10;		11.9606-9980.2 220908	ATE Ø 60 - Halter
			➔	nicht für Behördenfahrzeuge		24.3606-9980.5 240576	ATE Ø 60 - Halter
			➔	☐; → 05/10; für Behördenfahrzeuge		24.3606-9977.5 240573	ATE Ø 60 - Halter
			➔	☐; → 05/10; für Behördenfahrzeuge		24.3606-9978.5 240574	ATE Ø 60 - Halter
			➔	☐; → 05/10;		11.9426-9957.2 220895	ATE Ø 42 - Halter
			➔	nicht für Behördenfahrzeuge		24.3426-9957.5 240565	ATE Ø 42 - Halter
			➔	☐; → 05/10;		11.9426-9958.2 220896	ATE Ø 42 - Halter
			➔	nicht für Behördenfahrzeuge		24.3426-9958.5 240566	ATE Ø 42 - Halter
530 i	190	07/05→12/10	➔	☐; → 03/07		11.9606-9979.2 220907	ATE Ø 60 - Halter
			➔			24.3606-9979.5 240575	ATE Ø 60 - Halter
			➔	☐; → 03/07		11.9606-9980.2 220908	ATE Ø 60 - Halter
			➔			24.3606-9980.5 240576	ATE Ø 60 - Halter
			➔	☐; → 03/07		11.9426-9957.2 220895	ATE Ø 42 - Halter
			➔			24.3426-9957.5 240565	ATE Ø 42 - Halter
			➔	☐; → 03/07		11.9426-9958.2 220896	ATE Ø 42 - Halter
			➔			24.3426-9958.5 240566	ATE Ø 42 - Halter
↓							








	kw			 	! #		
<b>BMW - 5 Touring (E61) 06/04→12/10</b>							
<b>Bremssattel</b>							
530 i	200	01/07→12/10	←	☐; 03/07→ 05/10; nicht für Behördenfahrzeuge; Motorcode: N52N		11.9606-9979.2 220907 24.3606-9979.5 240575	ATE Ø 60 - Halter ATE Ø 60 - Halter
			←	☐; 03/07→ 05/10; nicht für Behördenfahrzeuge; Motorcode: N52N		11.9606-9980.2 220908 24.3606-9980.5 240576	ATE Ø 60 - Halter ATE Ø 60 - Halter
			←	☐; 03/07→ 05/10; für Behördenfahrzeuge; Motorcode: N52N		24.3606-9977.5 240573	ATE Ø 60 - Halter
			←	☐; 03/07→ 05/10; Motorcode: N53		24.3606-9977.5 240573	ATE Ø 60 - Halter
			←	☐; 03/07→ 05/10; für Behördenfahrzeuge; Motorcode: N52N		24.3606-9978.5 240574	ATE Ø 60 - Halter
			←	☐; 03/07→ 05/10; Motorcode: N53		24.3606-9978.5 240574	ATE Ø 60 - Halter
			→	☐; 03/07→ 05/10; nicht für Behördenfahrzeuge; Motorcode: N52N		11.9426-9957.2 220895 24.3426-9957.5 240565	ATE Ø 42 - Halter ATE Ø 42 - Halter
			→	☐; 03/07→ 05/10; nicht für Behördenfahrzeuge; Motorcode: N52N		11.9426-9958.2 220896 24.3426-9958.5 240566	ATE Ø 42 - Halter ATE Ø 42 - Halter
530 xd 530 xi	170 190	07/05→12/10 07/05→12/10	←	☐; → 03/07		24.3606-9955.5 240577	Ø 60 - Halter
			←	☐; → 03/07		24.3606-9956.5 240578	Ø 60 - Halter
			→	☐; → 03/07		11.9426-9957.2 220895 24.3426-9957.5 240565	ATE Ø 42 - Halter ATE Ø 42 - Halter
			→	☐; → 03/07		11.9426-9958.2 220896 24.3426-9958.5 240566	ATE Ø 42 - Halter ATE Ø 42 - Halter
545 i	245	06/04→12/10	←	☐; → 08/05		24.3606-9977.5 240573	ATE Ø 60 - Halter
			←	☐; → 08/05		24.3606-9978.5 240574	ATE Ø 60 - Halter
550 i	270	07/05→12/10	←	☐; 03/07→ 05/10		24.3606-9977.5 240573	ATE Ø 60 - Halter
			←	☐; 03/07→ 05/10		24.3606-9978.5 240574	ATE Ø 60 - Halter
<b>Bremssattelhaltersatz</b>							
525 d 530 d	145 173	01/07→12/10 01/07→12/10	→	03/07→ 05/10; für Behördenfahrzeuge	2	11.0230-0176.2 260088	ATE
			→	03/07→ 05/10; für Behördenfahrzeuge; Motorcode: N53	2	11.0230-0176.2 260088	ATE
525 i 525 i 525 i	155 160 155 160	07/05→12/10 07/05→12/10 01/07→12/10 01/07→12/10	→	03/07→ 05/10; für Behördenfahrzeuge; Motorcode: N53	2	11.0230-0176.2 260088	ATE
			→	→ 05/10; für Behördenfahrzeuge	2	11.0230-0176.2 260088	ATE
			→	03/07→ 05/10; für Behördenfahrzeuge; Motorcode: N52N	2	11.0230-0176.2 260088	ATE
530 d 530 d 530 d	155 160 170	11/05→12/10 06/04→12/10 07/05→12/10	→	→ 05/10; für Behördenfahrzeuge	2	11.0230-0176.2 260088	ATE
			→	03/07→ 05/10; Motorcode: N53	2	11.0230-0176.2 260088	ATE
530 i	200	01/07→12/10	→	03/07→ 05/10; für Behördenfahrzeuge; Motorcode: N52N	2	11.0230-0176.2 260088	ATE
			→	03/07→ 05/10; Motorcode: N53	2	11.0230-0176.2 260088	ATE
535 d	200	09/04→12/10	→	→ 03/07	2	11.0230-0176.2 260088	ATE
535 d	210	01/07→12/10	→	03/07→ 05/10	2	11.0230-0176.2 260088	ATE
545 i	245	06/04→12/10	→	→ 08/05	2	11.0230-0176.2 260088	ATE
550 i	270	07/05→12/10	→	→ 05/10	2	11.0230-0176.2 260088	ATE
<b>Feder, Bremssattel</b>							
520 d	110	04/05→02/08		09/05→; für Behördenfahrzeuge	2	11.8116-0315.2 390447	ATE
				09/05→; nicht für Behördenfahrzeuge	2	11.8116-0339.2 390528	ATE
			→	09/05→	2	11.8116-0330.1 390472	ATE
520 d	120	04/05→02/08		07/05→; für Behördenfahrzeuge	2	11.8116-0315.2 390447	ATE
				07/05→; nicht für Behördenfahrzeuge	2	11.8116-0339.2 390528	ATE
			→	07/05→	2	11.8116-0330.1 390472	ATE
520 d	130	03/07→05/10		09/07→	2	11.8116-0315.2 390447	ATE
			→	09/07→	2	11.8116-0330.1 390472	ATE
520 i 520 i	120 125	07/07→08/10 09/07→12/10		→ 05/10; für Behördenfahrzeuge	2	11.8116-0315.2 390447	ATE
				→ 05/10; nicht für Behördenfahrzeuge	2	11.8116-0339.2 390528	ATE
			→	→ 05/10	2	11.8116-0330.1 390472	ATE
523 i 525 d	130 130	07/05→12/10 06/04→12/10		für Behördenfahrzeuge; → 03/07	2	11.8116-0315.2 390447	ATE
				nicht für Behördenfahrzeuge; → 03/07	2	11.8116-0339.2 390528	ATE
			→	→ 03/07	2	11.8116-0330.1 390472	ATE
523 i	140	01/07→12/10		03/07→ 05/10; Motorcode: N53	2	11.8116-0315.2 390447	ATE
↓							

















	kw				! #			
<b>BMW - 5 Touring (E61) 06/04→12/10</b>								
<b>Feder, Bremssattel</b>								
523 i	140	01/07→12/10		03/07→ 05/10; für Behördenfahrzeuge; Motorcode: N52N	2	11.8116-0315.2	390447	ATE
				03/07→ 05/10; nicht für Behördenfahrzeuge; Motorcode: N52N	2	11.8116-0339.2	390528	ATE
			➔	03/07→ 05/10	2	11.8116-0330.1	390472	ATE
525 d	120	12/04→12/10		→ 05/10	2	11.8116-0315.2	390447	ATE
			➔	→ 05/10	2	11.8116-0339.2	390528	ATE
525 d	145	01/07→12/10		03/07→ 05/10; für Behördenfahrzeuge	2	11.8116-0315.2	390447	ATE
			➔	03/07→ 05/10; für Behördenfahrzeuge	2	11.8116-0296.1	390445	ATE
530 d	173	01/07→12/10	➔	03/07→ 05/10; nicht für Behördenfahrzeuge	2	11.8116-0330.1	390472	ATE
525 d xDrive	145	09/08→12/10		→ 05/10	2	11.8116-0315.2	390447	ATE
525 i xDrive	160	09/08→12/10	➔	→ 05/10	2	11.8116-0330.1	390472	ATE
525 xi	160	07/05→12/10						
525 xi	160	01/07→12/10						
530 d xDrive	173	09/08→12/10						
530 i xDrive	200	09/08→12/10						
525 i	141	06/04→12/10		für Behördenfahrzeuge; → 03/05	2	11.8116-0315.2	390447	ATE
				nicht für Behördenfahrzeuge; → 03/05	2	11.8116-0339.2	390528	ATE
			➔	→ 03/05	2	11.8116-0330.1	390472	ATE
525 i	155	07/05→12/10		03/07→ 05/10; für Behördenfahrzeuge; Motorcode: N53	2	11.8116-0315.2	390447	ATE
				→ 03/07	2	11.8116-0315.2	390447	ATE
				03/07→ 05/10; nicht für Behördenfahrzeuge; Motorcode: N53	2	11.8116-0315.2	390447	ATE
				03/07→ 05/10; für Behördenfahrzeuge; Motorcode: N52N	2	11.8116-0315.2	390447	ATE
				03/07→ 05/10; nicht für Behördenfahrzeuge; Motorcode: N52N	2	11.8116-0339.2	390528	ATE
			➔	03/07→ 05/10; für Behördenfahrzeuge; Motorcode: N53	2	11.8116-0296.1	390445	ATE
			➔	03/07→ 05/10; nicht für Behördenfahrzeuge; Motorcode: N53	2	11.8116-0330.1	390472	ATE
			➔	→ 03/07	2	11.8116-0330.1	390472	ATE
			➔	03/07→ 05/10; Motorcode: N52N	2	11.8116-0330.1	390472	ATE
525 xd	145	01/07→12/10		03/07→ 05/10	2	11.8116-0315.2	390447	ATE
530 xd	173	01/07→12/10	➔	03/07→ 05/10	2	11.8116-0330.1	390472	ATE
530 xi	200	01/07→12/10						
530 d	155	11/05→12/10		→ 05/10; für Behördenfahrzeuge	2	11.8116-0315.2	390447	ATE
				→ 05/10; nicht für Behördenfahrzeuge	2	11.8116-0315.2	390447	ATE
			➔	→ 05/10; für Behördenfahrzeuge	2	11.8116-0296.1	390445	ATE
530 d	160	06/04→12/10	➔	→ 05/10; nicht für Behördenfahrzeuge	2	11.8116-0330.1	390472	ATE
530 d	170	07/05→12/10						
530 i	190	07/05→12/10		→ 03/07	2	11.8116-0315.2	390447	ATE
530 xd	170	07/05→12/10	➔	→ 03/07	2	11.8116-0330.1	390472	ATE
530 xi	190	07/05→12/10						
530 i	200	01/07→12/10		03/07→ 05/10; Motorcode: N53	2	11.8116-0315.2	390447	ATE
				03/07→ 05/10; für Behördenfahrzeuge; Motorcode: N52N	2	11.8116-0315.2	390447	ATE
				03/07→ 05/10; nicht für Behördenfahrzeuge; Motorcode: N52N	2	11.8116-0315.2	390447	ATE
			➔	03/07→ 05/10; für Behördenfahrzeuge; Motorcode: N52N	2	11.8116-0296.1	390445	ATE
			➔	03/07→ 05/10; Motorcode: N53	2	11.8116-0296.1	390445	ATE
			➔	03/07→ 05/10; nicht für Behördenfahrzeuge; Motorcode: N52N	2	11.8116-0330.1	390472	ATE
535 d	200	09/04→12/10		→ 03/07	2	11.8116-0353.2	390585	ATE
			➔	→ 03/07	2	11.8116-0296.1	390445	ATE
535 d	210	01/07→12/10		03/07→ 05/10	2	11.8116-0353.2	390585	ATE
			➔	03/07→ 05/10	2	11.8116-0296.1	390445	ATE
545 i	245	06/04→12/10		→ 08/05	2	11.8116-0315.2	390447	ATE
↓								








	kw			 	! #			
<b>BMW - 5 Touring (E61) 06/04→12/10</b>								
<b>Feder, Bremssattel</b>								
545 i	245	06/04→12/10	➡	→ 08/05	2	11.8116-0296.1 390445	ATE	
550 i	270	07/05→12/10		03/07→ 05/10	2	11.8116-0315.2 390447	ATE	
						11.8116-0353.2 390585	ATE	
				→ 03/07	2	11.8116-0353.2 390585	ATE	
			➡	→ 05/10	2	11.8116-0296.1 390445	ATE	
M5	373	02/07→12/10	⬅	→ 05/10	2	11.8116-0353.2 390585	ATE	
			➡	→ 05/10	2	11.8116-0296.1 390445	ATE	
<b>Führungshülzensatz, Bremssattel</b>								
520 d	110	04/05→02/08	⬅	09/05→; nicht für Behördenfahrzeuge		11.0101-5402.2 260009	ATE	
			⬅	09/05→; für Behördenfahrzeuge		11.0101-6006.2 260098	ATE	
			➡	09/05→		11.0101-5402.2 260009	ATE	
520 d	120	04/05→02/08	⬅	07/05→; nicht für Behördenfahrzeuge		11.0101-5402.2 260009	ATE	
			⬅	07/05→; für Behördenfahrzeuge		11.0101-6006.2 260098	ATE	
			➡	07/05→		11.0101-5402.2 260009	ATE	
520 d	130	03/07→05/10	⬅	09/07→		11.0101-6006.2 260098	ATE	
			➡	09/07→		11.0101-5402.2 260009	ATE	
520 i 520 i	120 125	07/07→08/10 09/07→12/10	⬅	→ 05/10; nicht für Behördenfahrzeuge		11.0101-5402.2 260009	ATE	
			⬅	→ 05/10; für Behördenfahrzeuge		11.0101-6006.2 260098	ATE	
			➡	→ 05/10		11.0101-5402.2 260009	ATE	
523 i 525 d	130 130	07/05→12/10 06/04→12/10	⬅	nicht für Behördenfahrzeuge; → 03/07		11.0101-5402.2 260009	ATE	
			⬅	für Behördenfahrzeuge; → 03/07		11.0101-6006.2 260098	ATE	
			➡	→ 03/07		11.0101-5402.2 260009	ATE	
523 i	140	01/07→12/10	⬅	03/07→ 05/10; nicht für Behördenfahrzeuge; Motorcode: N52N		11.0101-5402.2 260009	ATE	
			⬅	03/07→ 05/10; Motorcode: N53		11.0101-6006.2 260098	ATE	
			⬅	03/07→ 05/10; für Behördenfahrzeuge; Motorcode: N52N		11.0101-6006.2 260098	ATE	
			➡	03/07→ 05/10		11.0101-5402.2 260009	ATE	
525 d	120	12/04→12/10	⬅	→ 05/10		11.0101-5402.2 260009	ATE	
						11.0101-6006.2 260098	ATE	
			➡	→ 05/10		11.0101-5402.2 260009	ATE	
525 d 530 d	145 173	01/07→12/10 01/07→12/10	⬅	03/07→ 05/10; nicht für Behördenfahrzeuge		11.0101-6006.2 260098	ATE	
			⬅	03/07→ 05/10; für Behördenfahrzeuge		11.0101-6006.2 260098	ATE	
			➡	03/07→ 05/10; nicht für Behördenfahrzeuge		11.0101-5402.2 260009	ATE	
			➡	03/07→ 05/10; für Behördenfahrzeuge		11.0101-5402.2 260009	ATE	
525 d xDrive 525 i xDrive 525 xi 525 xi 530 d xDrive 530 i xDrive	145 160 160 160 173 200	09/08→12/10 09/08→12/10 07/05→12/10 01/07→12/10 09/08→12/10 09/08→12/10	⬅	→ 05/10		11.0101-6006.2 260098	ATE	
			➡	→ 05/10		11.0101-5402.2 260009	ATE	
525 i	141	06/04→12/10	⬅	nicht für Behördenfahrzeuge; → 03/05		11.0101-5402.2 260009	ATE	
			⬅	für Behördenfahrzeuge; → 03/05		11.0101-6006.2 260098	ATE	
			➡	→ 03/05		11.0101-5402.2 260009	ATE	
525 i 525 i 525 i 525 i	155 160 155 160	07/05→12/10 07/05→12/10 01/07→12/10 01/07→12/10	⬅	03/07→ 05/10; nicht für Behördenfahrzeuge; Motorcode: N52N		11.0101-5402.2 260009	ATE	
			⬅	03/07→ 05/10; für Behördenfahrzeuge; Motorcode: N53		11.0101-6006.2 260098	ATE	
			⬅	→ 03/07		11.0101-6006.2 260098	ATE	
			⬅	03/07→ 05/10; für Behördenfahrzeuge; Motorcode: N52N		11.0101-6006.2 260098	ATE	
			⬅	03/07→ 05/10; nicht für Behördenfahrzeuge; Motorcode: N53		11.0101-6006.2 260098	ATE	
			➡	03/07→ 05/10; für Behördenfahrzeuge; Motorcode: N53		11.0101-5402.2 260009	ATE	
			➡	03/07→ 05/10; Motorcode: N52N		11.0101-5402.2 260009	ATE	
			➡	→ 03/07		11.0101-5402.2 260009	ATE	








	kw			 	! #		
<b>BMW - 5 Touring (E61) 06/04→12/10</b>							
<b>Führungshülzensatz, Bremsattel</b>							
525 i	155	07/05→12/10	➡	03/07→ 05/10; nicht für Behördenfahrzeuge; Motorcode: N53		11.0101-5402.2 260009	ATE
525 i	160	07/05→12/10					
525 i	155	01/07→12/10					
525 i	160	01/07→12/10					
525 xd	145	01/07→12/10	⬅	03/07→ 05/10		11.0101-6006.2 260098	ATE
530 xd	173	01/07→12/10					
530 xi	200	01/07→12/10	➡	03/07→ 05/10		11.0101-5402.2 260009	ATE
530 d	155	11/05→12/10	⬅	→ 05/10; nicht für Behördenfahrzeuge		11.0101-6006.2 260098	ATE
530 d	160	06/04→12/10					
530 d	170	07/05→12/10	⬅	→ 05/10; für Behördenfahrzeuge		11.0101-6006.2 260098	ATE
			➡	→ 05/10; nicht für Behördenfahrzeuge		11.0101-5402.2 260009	ATE
			➡	→ 05/10; für Behördenfahrzeuge		11.0101-5402.2 260009	ATE
530 i	190	07/05→12/10	⬅	→ 03/07		11.0101-6006.2 260098	ATE
530 xd	170	07/05→12/10					
530 xi	190	07/05→12/10	➡	→ 03/07		11.0101-5402.2 260009	ATE
530 i	200	01/07→12/10	⬅	03/07→ 05/10; nicht für Behördenfahrzeuge; Motorcode: N52N		11.0101-6006.2 260098	ATE
			⬅	03/07→ 05/10; für Behördenfahrzeuge; Motorcode: N52N		11.0101-6006.2 260098	ATE
			⬅	03/07→ 05/10; Motorcode: N53		11.0101-6006.2 260098	ATE
			➡	03/07→ 05/10; für Behördenfahrzeuge; Motorcode: N52N		11.0101-5402.2 260009	ATE
			➡	03/07→ 05/10; nicht für Behördenfahrzeuge; Motorcode: N52N		11.0101-5402.2 260009	ATE
			➡	03/07→ 05/10; Motorcode: N53		11.0101-5402.2 260009	ATE
535 d	200	09/04→12/10	⬅	→ 03/07		11.0101-5706.2 260097	ATE
			➡	→ 03/07		11.0101-5402.2 260009	ATE
535 d	210	01/07→12/10	⬅	03/07→ 05/10		11.0101-5706.2 260097	ATE
			➡	03/07→ 05/10		11.0101-5402.2 260009	ATE
545 i	245	06/04→12/10	⬅	→ 08/05		11.0101-6006.2 260098	ATE
			➡	→ 08/05		11.0101-5402.2 260009	ATE
550 i	270	07/05→12/10	⬅	03/07→ 05/10		11.0101-5706.2 260097	ATE
						11.0101-6006.2 260098	ATE
			⬅	→ 03/07		11.0101-5706.2 260097	ATE
			➡	→ 05/10		11.0101-5402.2 260009	ATE
M5	373	02/07→12/10	⬅	→ 05/10		11.0101-5706.2 260097	ATE
			➡	→ 05/10		11.0101-5402.2 260009	ATE
<b>Führungsbolzen, Bremsattel</b>							
520 d	110	04/05→02/08		09/05→; nicht für Behördenfahrzeuge		11.8171-0008.1 990049	ATE
				09/05→; für Behördenfahrzeuge		11.8171-0008.1 990049	ATE
			➡	09/05→		11.8171-0008.1 990049	ATE
520 d	120	04/05→02/08		07/05→; nicht für Behördenfahrzeuge		11.8171-0008.1 990049	ATE
				07/05→; für Behördenfahrzeuge		11.8171-0008.1 990049	ATE
			➡	07/05→		11.8171-0008.1 990049	ATE
520 d	130	03/07→05/10		09/07→		11.8171-0008.1 990049	ATE
			➡	09/07→		11.8171-0008.1 990049	ATE
520 i	120	07/07→08/10		→ 05/10; nicht für Behördenfahrzeuge		11.8171-0008.1 990049	ATE
520 i	125	09/07→12/10		→ 05/10; für Behördenfahrzeuge		11.8171-0008.1 990049	ATE
			➡	→ 05/10		11.8171-0008.1 990049	ATE
523 i	130	07/05→12/10		für Behördenfahrzeuge; → 03/07		11.8171-0008.1 990049	ATE
525 d	130	06/04→12/10		nicht für Behördenfahrzeuge; → 03/07		11.8171-0008.1 990049	ATE
			➡	→ 03/07		11.8171-0008.1 990049	ATE
523 i	140	01/07→12/10		03/07→ 05/10; Motorcode: N53		11.8171-0008.1 990049	ATE
				03/07→ 05/10; nicht für Behördenfahrzeuge; Motorcode: N52N		11.8171-0008.1 990049	ATE
				03/07→ 05/10; für Behördenfahrzeuge; Motorcode: N52N		11.8171-0008.1 990049	ATE
			➡	03/07→ 05/10		11.8171-0008.1 990049	ATE
525 d	120	12/04→12/10		→ 05/10		11.8171-0008.1 990049	ATE
			➡	→ 05/10		11.8171-0008.1 990049	ATE
↓							

	kW			 	! #		
<b>BMW - 5 Touring (E61) 06/04→12/10</b>							
<b>Führungsbolzen, Bremsattel</b>							
525 d	145	01/07→12/10		03/07→ 05/10; für Behördenfahrzeuge		11.8171-0008.1 990049	ATE
530 d	173	01/07→12/10				11.8171-0067.1 250153	ATE
				03/07→ 05/10; nicht für Behördenfahrzeuge		11.8171-0008.1 990049	ATE
			➔	03/07→ 05/10; nicht für Behördenfahrzeuge		11.8171-0008.1 990049	ATE
			➔	03/07→ 05/10; für Behördenfahrzeuge		11.8171-0008.1 990049	ATE
525 d xDrive	145	09/08→12/10		→ 05/10		11.8171-0008.1 990049	ATE
525 i xDrive	160	09/08→12/10				11.8171-0067.1 250153	ATE
525 xi	160	07/05→12/10					
525 xi	160	01/07→12/10	➔	→ 05/10		11.8171-0008.1 990049	ATE
530 d xDrive	173	09/08→12/10					
530 i xDrive	200	09/08→12/10					
525 i	141	06/04→12/10		für Behördenfahrzeuge; → 03/05		11.8171-0008.1 990049	ATE
				nicht für Behördenfahrzeuge; → 03/05		11.8171-0008.1 990049	ATE
			➔	→ 03/05		11.8171-0008.1 990049	ATE
525 i	155	07/05→12/10		→ 03/07		11.8171-0008.1 990049	ATE
525 i	160	07/05→12/10		03/07→ 05/10;		11.8171-0008.1 990049	ATE
525 i	155	01/07→12/10		nicht für Behördenfahrzeuge;			
525 i	160	01/07→12/10		Motorcode: N52N			
				03/07→ 05/10; für Behördenfahrzeuge; Motorcode: N52N		11.8171-0008.1 990049	ATE
				03/07→ 05/10; nicht für Behördenfahrzeuge; Motorcode: N53		11.8171-0008.1 990049	ATE
				03/07→ 05/10; für Behördenfahrzeuge; Motorcode: N53		11.8171-0008.1 990049	ATE
			➔	03/07→ 05/10; Motorcode: N52N		11.8171-0008.1 990049	ATE
			➔	→ 03/07		11.8171-0008.1 990049	ATE
			➔	03/07→ 05/10; für Behördenfahrzeuge; Motorcode: N53		11.8171-0008.1 990049	ATE
			➔	03/07→ 05/10; nicht für Behördenfahrzeuge; Motorcode: N53		11.8171-0008.1 990049	ATE
525 xd	145	01/07→12/10		03/07→ 05/10		11.8171-0008.1 990049	ATE
530 xd	173	01/07→12/10				11.8171-0067.1 250153	ATE
530 xi	200	01/07→12/10	➔	03/07→ 05/10		11.8171-0008.1 990049	ATE
530 d	155	11/05→12/10		→ 05/10; für Behördenfahrzeuge		11.8171-0008.1 990049	ATE
530 d	160	06/04→12/10				11.8171-0067.1 250153	ATE
530 d	170	07/05→12/10		→ 05/10; nicht für Behördenfahrzeuge		11.8171-0008.1 990049	ATE
			➔	→ 05/10; für Behördenfahrzeuge		11.8171-0008.1 990049	ATE
			➔	→ 05/10; nicht für Behördenfahrzeuge		11.8171-0008.1 990049	ATE
530 i	190	07/05→12/10		→ 03/07		11.8171-0008.1 990049	ATE
			➔	→ 03/07		11.8171-0008.1 990049	ATE
530 i	200	01/07→12/10		03/07→ 05/10; Motorcode: N53		11.8171-0008.1 990049	ATE
						11.8171-0067.1 250153	ATE
				03/07→ 05/10; nicht für Behördenfahrzeuge; Motorcode: N52N		11.8171-0008.1 990049	ATE
				03/07→ 05/10; für Behördenfahrzeuge; Motorcode: N52N		11.8171-0008.1 990049	ATE
			➔	03/07→ 05/10; nicht für Behördenfahrzeuge; Motorcode: N52N		11.8171-0008.1 990049	ATE
			➔	03/07→ 05/10; Motorcode: N53		11.8171-0008.1 990049	ATE
			➔	03/07→ 05/10; für Behördenfahrzeuge; Motorcode: N52N		11.8171-0008.1 990049	ATE
530 xd	170	07/05→12/10		→ 03/07		11.8171-0008.1 990049	ATE
530 xi	190	07/05→12/10				11.8171-0067.1 250153	ATE
			➔	→ 03/07		11.8171-0008.1 990049	ATE
535 d	200	09/04→12/10		→ 03/07		11.8171-0067.1 250153	ATE
			➔	→ 03/07		11.8171-0008.1 990049	ATE
535 d	210	01/07→12/10		03/07→ 05/10		11.8171-0067.1 250153	ATE
			➔	03/07→ 05/10		11.8171-0008.1 990049	ATE
545 i	245	06/04→12/10		→ 08/05		11.8171-0008.1 990049	ATE
						11.8171-0067.1 250153	ATE
↓							








	kw			 	! #		
<b>BMW - 5 Touring (E61) 06/04→12/10</b>							
<b>Führungsbolzen, Bremsattel</b>							
545 i	245	06/04→12/10	➡	→ 08/05		11.8171-0008.1 990049	ATE
550 i	270	07/05→12/10		03/07→ 05/10		11.8171-0008.1 990049	ATE
						11.8171-0067.1 250153	ATE
				→ 03/07		11.8171-0067.1 250153	ATE
			➡	→ 05/10		11.8171-0008.1 990049	ATE
M5	373	02/07→12/10		→ 05/10		11.8171-0067.1 250153	ATE
			➡	→ 05/10		11.8171-0008.1 990049	ATE
<b>Dichtungssatz, Bremsattel</b>							
520 d	110	04/05→02/08	⬅	09/05→; für Behördenfahrzeuge		11.0441-6008.2 250038	ATE für Kolben-Ø [mm]: 60
			⬅	09/05→; nicht für Behördenfahrzeuge		11.0441-6008.2 250038	ATE für Kolben-Ø [mm]: 60
			➡	09/05→		11.0441-4203.2 250013	ATE
520 d	120	04/05→02/08	⬅	07/05→; nicht für Behördenfahrzeuge		11.0441-6008.2 250038	ATE für Kolben-Ø [mm]: 60
			⬅	07/05→; für Behördenfahrzeuge		11.0441-6008.2 250038	ATE für Kolben-Ø [mm]: 60
			➡	07/05→		11.0441-4203.2 250013	ATE
520 d	130	03/07→05/10	⬅	09/07→		11.0441-6008.2 250038	ATE für Kolben-Ø [mm]: 60
			➡	09/07→		11.0441-4203.2 250013	ATE
520 i 520 i	120 125	07/07→08/10 09/07→12/10	⬅	→ 05/10; für Behördenfahrzeuge		11.0441-6008.2 250038	ATE für Kolben-Ø [mm]: 60
			⬅	→ 05/10; nicht für Behördenfahrzeuge		11.0441-6008.2 250038	ATE für Kolben-Ø [mm]: 60
			➡	→ 05/10		11.0441-4203.2 250013	ATE
523 i 525 d	130 130	07/05→12/10 06/04→12/10	⬅	nicht für Behördenfahrzeuge; → 03/07		11.0441-6008.2 250038	ATE für Kolben-Ø [mm]: 60
			⬅	für Behördenfahrzeuge; → 03/07		11.0441-6008.2 250038	ATE für Kolben-Ø [mm]: 60
			➡	→ 03/07		11.0441-4203.2 250013	ATE
523 i	140	01/07→12/10	⬅	03/07→ 05/10; nicht für Behördenfahrzeuge; Motorcode: N52N		11.0441-6008.2 250038	ATE für Kolben-Ø [mm]: 60
			⬅	03/07→ 05/10; Motorcode: N53		11.0441-6008.2 250038	ATE für Kolben-Ø [mm]: 60
			⬅	03/07→ 05/10; für Behördenfahrzeuge; Motorcode: N52N		11.0441-6008.2 250038	ATE für Kolben-Ø [mm]: 60
			➡	03/07→ 05/10		11.0441-4203.2 250013	ATE
525 d 525 d xDrive 525 i xDrive 525 xi 525 xi 530 d xDrive 530 i xDrive	120 145 160 160 160 173 200	12/04→12/10 09/08→12/10 09/08→12/10 07/05→12/10 01/07→12/10 09/08→12/10 09/08→12/10	⬅	→ 05/10		11.0441-6008.2 250038	ATE für Kolben-Ø [mm]: 60
			➡	→ 05/10		11.0441-4203.2 250013	ATE
			⬅	03/07→ 05/10; nicht für Behördenfahrzeuge		11.0441-6008.2 250038	ATE für Kolben-Ø [mm]: 60
			⬅	03/07→ 05/10; für Behördenfahrzeuge		11.0441-6008.2 250038	ATE für Kolben-Ø [mm]: 60
			➡	03/07→ 05/10; nicht für Behördenfahrzeuge		11.0441-4203.2 250013	ATE
			➡	03/07→ 05/10; für Behördenfahrzeuge		11.0441-4203.2 250013	ATE
525 i	141	06/04→12/10	⬅	für Behördenfahrzeuge; → 03/05		11.0441-6008.2 250038	ATE für Kolben-Ø [mm]: 60
			⬅	nicht für Behördenfahrzeuge; → 03/05		11.0441-6008.2 250038	ATE für Kolben-Ø [mm]: 60
			➡	→ 03/05		11.0441-4203.2 250013	ATE
525 i 525 i 525 i 525 i	155 160 155 160	07/05→12/10 07/05→12/10 01/07→12/10 01/07→12/10	⬅	03/07→ 05/10; für Behördenfahrzeuge; Motorcode: N53		11.0441-6008.2 250038	ATE für Kolben-Ø [mm]: 60
			⬅	03/07→ 05/10; nicht für Behördenfahrzeuge; Motorcode: N52N		11.0441-6008.2 250038	ATE für Kolben-Ø [mm]: 60
			⬅	03/07→ 05/10; für Behördenfahrzeuge; Motorcode: N52N		11.0441-6008.2 250038	ATE für Kolben-Ø [mm]: 60
			⬅	→ 03/07		11.0441-6008.2 250038	ATE für Kolben-Ø [mm]: 60
			⬅	03/07→ 05/10; nicht für Behördenfahrzeuge; Motorcode: N53		11.0441-6008.2 250038	ATE für Kolben-Ø [mm]: 60
			➡	03/07→ 05/10; für Behördenfahrzeuge; Motorcode: N53		11.0441-4203.2 250013	ATE
			➡	03/07→ 05/10; Motorcode: N52N		11.0441-4203.2 250013	ATE
			➡	03/07→ 05/10; nicht für Behördenfahrzeuge; Motorcode: N53		11.0441-4203.2 250013	ATE
			➡	→ 03/07		11.0441-4203.2 250013	ATE
			↓				







	kW			 	! #		
<b>BMW - 5 Touring (E61) 06/04→12/10</b>							
<b>Dichtungssatz, Bremsattel</b>							
525 xd	145	01/07→12/10	←	03/07→ 05/10		11.0441-6008.2 250038	ATE für Kolben-Ø [mm]: 60
530 xd	173	01/07→12/10	→	03/07→ 05/10		11.0441-4203.2 250013	ATE
530 xi	200	01/07→12/10	→	03/07→ 05/10		11.0441-4203.2 250013	ATE
530 d	155	11/05→12/10	←	→ 05/10; nicht für Behördenfahrzeuge		11.0441-6008.2 250038	ATE für Kolben-Ø [mm]: 60
530 d	160	06/04→12/10	←	→ 05/10; für Behördenfahrzeuge		11.0441-6008.2 250038	ATE für Kolben-Ø [mm]: 60
530 d	170	07/05→12/10	→	→ 05/10; für Behördenfahrzeuge		11.0441-4203.2 250013	ATE
			→	→ 05/10; nicht für Behördenfahrzeuge		11.0441-4203.2 250013	ATE
530 d	173	01/07→12/10	←	03/07→ 05/10; nicht für Behördenfahrzeuge		11.0441-6008.2 250038	ATE für Kolben-Ø [mm]: 60
			←	03/07→ 05/10; für Behördenfahrzeuge		11.0441-6008.2 250038	ATE für Kolben-Ø [mm]: 60
			→	03/07→ 05/10; nicht für Behördenfahrzeuge		11.0441-4203.2 250013	ATE
530 i	190	07/05→12/10	←	→ 03/07		11.0441-6008.2 250038	ATE für Kolben-Ø [mm]: 60
530 xd	170	07/05→12/10	→	→ 03/07		11.0441-4203.2 250013	ATE
530 xi	190	07/05→12/10	→	→ 03/07		11.0441-4203.2 250013	ATE
530 i	200	01/07→12/10	←	03/07→ 05/10; nicht für Behördenfahrzeuge; Motorcode: N52N		11.0441-6008.2 250038	ATE für Kolben-Ø [mm]: 60
			←	03/07→ 05/10; für Behördenfahrzeuge; Motorcode: N52N		11.0441-6008.2 250038	ATE für Kolben-Ø [mm]: 60
			←	03/07→ 05/10; Motorcode: N53		11.0441-6008.2 250038	ATE für Kolben-Ø [mm]: 60
			→	03/07→ 05/10; Motorcode: N53		11.0441-4203.2 250013	ATE
			→	03/07→ 05/10; nicht für Behördenfahrzeuge; Motorcode: N52N		11.0441-4203.2 250013	ATE
			→	03/07→ 05/10; für Behördenfahrzeuge; Motorcode: N52N		11.0441-4203.2 250013	ATE
535 d	200	09/04→12/10	→	→ 03/07		11.0441-4203.2 250013	ATE
545 i	245	06/04→12/10	←	→ 08/05		11.0441-6008.2 250038	ATE für Kolben-Ø [mm]: 60
			→	→ 08/05		11.0441-4203.2 250013	ATE
550 i	270	07/05→12/10	←	03/07→ 05/10		11.0441-6008.2 250038	ATE für Kolben-Ø [mm]: 60
<b>Bremsschlauch</b>							
520 d	110	04/05→02/08	←	09/05→	2	24.5169-0556.3 331510	L= 555
			→	09/05→	2	24.5102-0304.3 331407	L= 304
			→	am Bremsattel; 09/05→	2	83.6104-0315.3 330889	L= 315
520 d	120	04/05→02/08	←	07/05→	2	24.5169-0556.3 331510	L= 555
			→	03/07→	2	24.5102-0304.3 331407	L= 304
			→	am Bremsattel; 07/05→ 03/07	2	83.6104-0315.3 330889	L= 315
520 d	130	03/07→05/10	←	09/07→	2	24.5169-0556.3 331510	L= 555
			→	09/07→	2	24.5102-0304.3 331407	L= 304
			→	am Bremsattel; 09/07→	2	83.6104-0315.3 330889	L= 315
520 i	120	07/07→08/10	←	→ 05/10	2	24.5169-0556.3 331510	L= 555
520 i	125	09/07→12/10	→	→ 05/10	2	24.5102-0304.3 331407	L= 304
			→	am Bremsattel; → 05/10	2	83.6104-0315.3 330889	L= 315
523 i	130	07/05→12/10	←	→ 03/07	2	24.5169-0556.3 331510	L= 555
525 d	130	06/04→12/10	→	am Bremsattel; → 03/07	2	83.6104-0315.3 330889	L= 315
530 i	190	07/05→12/10	→	am Bremsattel; → 03/07	2	83.6104-0315.3 330889	L= 315
535 d	200	09/04→12/10	→	am Bremsattel; → 03/07	2	83.6104-0315.3 330889	L= 315
523 i	140	01/07→12/10	←	03/07→ 05/10	2	24.5169-0556.3 331510	L= 555
525 d	145	01/07→12/10	→	03/07→ 05/10	2	24.5102-0304.3 331407	L= 304
530 d	173	01/07→12/10	→	03/07→ 05/10	2	24.5102-0304.3 331407	L= 304
530 i	200	01/07→12/10	→	03/07→ 05/10	2	24.5102-0304.3 331407	L= 304
525 d	120	12/04→12/10	←	→ 05/10	2	24.5169-0556.3 331510	L= 555
530 d	155	11/05→12/10	→	am Bremsattel; → 05/10	2	83.6104-0315.3 330889	L= 315
530 d	160	06/04→12/10	→	am Bremsattel; → 05/10	2	83.6104-0315.3 330889	L= 315
530 d	170	07/05→12/10	→	am Bremsattel; → 05/10	2	83.6104-0315.3 330889	L= 315
M5	373	02/07→12/10	→	am Bremsattel; → 05/10	2	83.6104-0315.3 330889	L= 315
525 d xDrive	145	09/08→12/10	←	→ 05/10	2	83.7751-0495.3 331104	L= 495
525 i xDrive	160	09/08→12/10	→	→ 05/10	2	24.5102-0304.3 331407	L= 304
530 d xDrive	173	09/08→12/10	→	→ 05/10	2	24.5102-0304.3 331407	L= 304
530 i xDrive	200	09/08→12/10	→	→ 05/10	2	24.5102-0304.3 331407	L= 304
525 i	141	06/04→12/10	←	→ 03/05	2	24.5169-0556.3 331510	L= 555
			→	am Bremsattel; → 03/05	2	83.6104-0315.3 330889	L= 315
525 i	155	07/05→12/10	←	→ 05/10	2	24.5169-0556.3 331510	L= 555
525 i	160	07/05→12/10	←	→ 05/10	2	24.5169-0556.3 331510	L= 555








	kW			 	! #		
<b>BMW - 5 Touring (E61) 06/04→12/10</b>							
<b>Bremsschlauch</b>							
525 i	155	01/07→12/10	➔	03/07→ 05/10	2	24.5102-0304.3 331407	L= 304
525 i	160	01/07→12/10					
550 i	270	07/05→12/10	➔	am Bremssattel; → 03/07	2	83.6104-0315.3 330889	L= 315
525 xd	145	01/07→12/10	➔	03/07→ 05/10	2	83.7751-0495.3 331104	L= 495
530 xd	173	01/07→12/10					
530 xi	200	01/07→12/10	➔	03/07→ 05/10	2	24.5102-0304.3 331407	L= 304
525 xi	160	07/05→12/10	➔	→ 05/10	2	83.7751-0495.3 331104	L= 495
525 xi	160	01/07→12/10	➔	03/07→ 05/10	2	24.5102-0304.3 331407	L= 304
			➔	am Bremssattel; → 03/07	2	83.6104-0315.3 330889	L= 315
530 xd	170	07/05→12/10	➔	→ 03/07	2	83.7751-0495.3 331104	L= 495
530 xi	190	07/05→12/10	➔	am Bremssattel; → 03/07	2	83.6104-0315.3 330889	L= 315
535 d	210	01/07→12/10	➔	03/07→ 05/10	2	24.5169-0556.3 331510	L= 555
			➔	am Bremssattel; 03/07→ 05/10	2	83.6104-0315.3 330889	L= 315
545 i	245	06/04→12/10	➔	→ 08/05	2	24.5169-0556.3 331510	L= 555
			➔	am Bremssattel; → 08/05	2	83.6104-0315.3 330889	L= 315
<b>BMW - 5 Touring (F11) 02/09→</b>							
<b>Bremssattel</b>							
518 d	100	10/12→	➔	☐; 01/13→; für Fahrzeuge mit verstärkter Bremse		24.6244-1701.5 240717	TRW Ø 44 + EMot / - Halter + FSB
518 d	105	10/12→07/14	➔	☐; 01/13→; für Fahrzeuge mit verstärkter Bremse		24.6244-1702.5 240718	TRW Ø 44 + EMot / - Halter + FSB
			➔	☐; 01/13→; nicht für Fahrzeuge mit verstärkter Bremse		24.6244-1703.5 240796	TRW Ø 44 + EMot / - Halter + FSB
			➔	☐; 01/13→; nicht für Fahrzeuge mit verstärkter Bremse		24.6244-1704.5 240797	TRW Ø 44 + EMot / - Halter + FSB
518 d	110	01/14→	➔	☐; 05/14→; für Fahrzeuge mit verstärkter Bremse		24.6244-1701.5 240717	TRW Ø 44 + EMot / - Halter + FSB
520 d	140	10/13→					
520 d	155	10/13→	➔	☐; 05/14→; für Fahrzeuge mit verstärkter Bremse		24.6244-1702.5 240718	TRW Ø 44 + EMot / - Halter + FSB
520 d xDrive	140	10/13→					
520 d xDrive	155	10/13→	➔	☐; 05/14→; nicht für Fahrzeuge mit verstärkter Bremse		24.6244-1703.5 240796	TRW Ø 44 + EMot / - Halter + FSB
			➔	☐; 05/14→; nicht für Fahrzeuge mit verstärkter Bremse		24.6244-1704.5 240797	TRW Ø 44 + EMot / - Halter + FSB
518 d	120	05/14→	➔	☐; für Fahrzeuge mit verstärkter Bremse		24.6244-1701.5 240717	TRW Ø 44 + EMot / - Halter + FSB
520 d	120	10/13→06/13					
520 d xDrive	100	02/13→07/14	➔	☐; für Fahrzeuge mit verstärkter Bremse		24.6244-1702.5 240718	TRW Ø 44 + EMot / - Halter + FSB
520 d xDrive	120	10/13→06/13					
520 d xDrive	135	02/13→07/14	➔	☐; nicht für Fahrzeuge mit verstärkter Bremse		24.6244-1703.5 240796	TRW Ø 44 + EMot / - Halter + FSB
520 d xDrive	147	02/13→07/14	➔	☐; nicht für Fahrzeuge mit verstärkter Bremse		24.6244-1704.5 240797	TRW Ø 44 + EMot / - Halter + FSB
520 d	100	11/09→10/16	➔	☐; 09/10→; für Fahrzeuge mit verstärkter Bremse		24.6244-1701.5 240717	TRW Ø 44 + EMot / - Halter + FSB
520 d	135	02/09→10/16					
520 d	147	02/09→10/16	➔	☐; 09/10→; für Fahrzeuge mit verstärkter Bremse		24.6244-1702.5 240718	TRW Ø 44 + EMot / - Halter + FSB
			➔	☐; 09/10→; nicht für Fahrzeuge mit verstärkter Bremse		24.6244-1703.5 240796	TRW Ø 44 + EMot / - Halter + FSB
			➔	☐; 09/10→; nicht für Fahrzeuge mit verstärkter Bremse		24.6244-1704.5 240797	TRW Ø 44 + EMot / - Halter + FSB
520 i	120	09/11→	➔	☐		24.6244-1703.5 240796	TRW Ø 44 + EMot / - Halter + FSB
			➔	☐		24.6244-1704.5 240797	TRW Ø 44 + EMot / - Halter + FSB
520 i	135	10/10→	➔	☐; 09/11→		24.6244-1703.5 240796	TRW Ø 44 + EMot / - Halter + FSB
528 i	180	10/10→					
528 i xDrive	180	03/11→	➔	☐; 09/11→		24.6244-1704.5 240797	TRW Ø 44 + EMot / - Halter + FSB
530 i	190	03/10→05/13					
530 i	200	07/11→06/13					
523 i	150	11/09→08/11	➔	☐; 09/10→		24.6244-1703.5 240796	TRW Ø 44 + EMot / - Halter + FSB
523 i	150	10/09→08/11					
528 i	190	11/09→08/11					
↓							










	kW			 	! #		
<b>BMW - 5 Touring (F11) 02/09→</b>							
<b>Bremssattel</b>							
530 d	180	11/09→08/11	➔	☐; 09/10→		24.6244-1704.5 240797	TRW Ø 44 + EMot / - Halter + FSB
525 d	155	03/11→	➔	☐; 09/11→;		24.6244-1701.5 240717	TRW Ø 44 + EMot / - Halter + FSB
525 d	160	03/11→		für Fahrzeuge mit verstärkter Bremse			
525 d xDrive	155	02/11→	➔	☐; 09/11→;		24.6244-1702.5 240718	TRW Ø 44 + EMot / - Halter + FSB
525 d xDrive	160	02/11→		für Fahrzeuge mit verstärkter Bremse			
530 d	190	02/11→	➔	☐; 09/11→;		24.6244-1703.5 240796	TRW Ø 44 + EMot / - Halter + FSB
			➔	nicht für Fahrzeuge mit verstärkter Bremse			
			➔	☐; 09/11→;		24.6244-1704.5 240797	TRW Ø 44 + EMot / - Halter + FSB
				nicht für Fahrzeuge mit verstärkter Bremse			
525 d	150	11/09→08/11	➔	☐; 09/10→;		24.6244-1703.5 240796	TRW Ø 44 + EMot / - Halter + FSB
				nicht für Fahrzeuge mit verstärkter Bremse			
			➔	☐; 09/10→;		24.6244-1704.5 240797	TRW Ø 44 + EMot / - Halter + FSB
				nicht für Fahrzeuge mit verstärkter Bremse			
530 d	210	09/11→	➔	☐; 10/15→;		24.6244-1701.5 240717	TRW Ø 44 + EMot / - Halter + FSB
				für Fahrzeuge mit verstärkter Bremse			
			➔	☐; 10/15→;		24.6244-1702.5 240718	TRW Ø 44 + EMot / - Halter + FSB
				für Fahrzeuge mit verstärkter Bremse			
			➔	☐; 10/15→;		24.6244-1703.5 240796	TRW Ø 44 + EMot / - Halter + FSB
				nicht für Fahrzeuge mit verstärkter Bremse			
			➔	☐; 10/15→;		24.6244-1704.5 240797	TRW Ø 44 + EMot / - Halter + FSB
				nicht für Fahrzeuge mit verstärkter Bremse			
530 d xDrive	190	07/10→	➔	☐; 03/11→		24.6244-1701.5 240717	TRW Ø 44 + EMot / - Halter + FSB
			➔	☐; 03/11→		24.6244-1702.5 240718	TRW Ø 44 + EMot / - Halter + FSB
530 d xDrive	210	09/11→	➔	☐; 10/15→		24.6244-1701.5 240717	TRW Ø 44 + EMot / - Halter + FSB
535 i	240	01/13→					
535 i xDrive	240	07/13→	➔	☐; 10/15→		24.6244-1702.5 240718	TRW Ø 44 + EMot / - Halter + FSB
535 d	220	03/10→08/11	➔	☐; 09/10→		24.6244-1701.5 240717	TRW Ø 44 + EMot / - Halter + FSB
535 d	225	03/10→08/11					
535 i	225	11/09→	➔	☐; 09/10→		24.6244-1702.5 240718	TRW Ø 44 + EMot / - Halter + FSB
535 d	230	03/11→	➔	☐; 09/11→		24.6244-1701.5 240717	TRW Ø 44 + EMot / - Halter + FSB
535 d xDrive	230	01/11→					
535 i xDrive	225	07/10→	➔	☐; 09/11→		24.6244-1702.5 240718	TRW Ø 44 + EMot / - Halter + FSB
550 i	300	09/10→06/13					
550 i	330	08/12→	➔	☐; 05/13→		24.6244-1701.5 240717	TRW Ø 44 + EMot / - Halter + FSB
			➔	☐; 05/13→		24.6244-1702.5 240718	TRW Ø 44 + EMot / - Halter + FSB
M 550 d xDrive	280	10/10→	➔	☐; 03/12→		24.6244-1701.5 240717	TRW Ø 44 + EMot / - Halter + FSB
			➔	☐; 03/12→		24.6244-1702.5 240718	TRW Ø 44 + EMot / - Halter + FSB
<b>Feder, Bremssattel</b>							
520 d	140	10/13→		05/14→;	2	11.8116-0007.2 390602	ATE
520 d	155	10/13→		für Fahrzeuge mit verstärkter Bremse			
520 d xDrive	140	10/13→					
520 d xDrive	155	10/13→					
525 d	155	03/11→		09/11→;	2	11.8116-0007.2 390602	ATE
525 d	160	03/11→		für Fahrzeuge mit verstärkter Bremse			
525 d xDrive	155	02/11→					
525 d xDrive	160	02/11→					
530 d	190	02/11→					
530 d	210	09/11→		10/15→;	2	11.8116-0007.2 390602	ATE
530 d xDrive	210	09/11→		für Fahrzeuge mit verstärkter Bremse			
530 d xDrive	190	07/10→		03/11→;	2	11.8116-0007.2 390602	ATE
				für Fahrzeuge mit verstärkter Bremse			
535 d	220	03/10→08/11		09/10→	2	11.8116-0007.2 390602	ATE
535 d	225	03/10→08/11					
535 i	225	11/09→					
535 d	230	03/11→		09/11→	2	11.8116-0007.2 390602	ATE
535 d xDrive	230	01/11→					
535 i xDrive	225	07/10→					
550 i	300	09/10→06/13					
↓							





















	kW			 	! #		
<b>BMW - 5 Touring (F11) 02/09→</b>							
<b>Feder, Bremssattel</b>							
535 i	240	01/13→		10/15→	2	11.8116-0007.2	390602 ATE
535 i xDrive	240	07/13→					
550 i	330	08/12→		05/13→	2	11.8116-0007.2	390602 ATE
M 550 d xDrive	280	10/10→		03/12→	2	11.8116-0007.2	390602 ATE
<b>Führungshülzensatz, Bremssattel</b>							
518 d	100	10/12→	←	01/13→; nicht für Fahrzeuge mit verstärkter Bremse		11.0101-5402.2	260009 ATE
518 d	105	10/12→07/14	←	01/13→; für Fahrzeuge mit verstärkter Bremse		11.0101-5402.2	260009 ATE
518 d	110	01/14→	←	05/14→; nicht für Fahrzeuge mit verstärkter Bremse		11.0101-5402.2	260009 ATE
			←	05/14→; für Fahrzeuge mit verstärkter Bremse		11.0101-5402.2	260009 ATE
518 d	120	05/14→	←	nicht für Fahrzeuge mit verstärkter Bremse		11.0101-5402.2	260009 ATE
520 d	120	10/13→06/13	←				
520 d xDrive	100	02/13→07/14	←	für Fahrzeuge mit verstärkter Bremse		11.0101-5402.2	260009 ATE
520 d xDrive	120	10/13→06/13					
520 d xDrive	135	02/13→07/14					
520 d xDrive	147	02/13→07/14					
520 d	100	11/09→10/16	←	09/10→; nicht für Fahrzeuge mit verstärkter Bremse		11.0101-5402.2	260009 ATE
520 d	135	02/09→10/16					
520 d	147	02/09→10/16	←	09/10→; für Fahrzeuge mit verstärkter Bremse		11.0101-5402.2	260009 ATE
520 d	140	10/13→	←	05/14→; nicht für Fahrzeuge mit verstärkter Bremse		11.0101-5402.2	260009 ATE
520 d	155	10/13→					
520 d xDrive	140	10/13→					
520 d xDrive	155	10/13→	←	05/14→; für Fahrzeuge mit verstärkter Bremse		11.0101-7003.2	260124 ATE
520 i	120	09/11→	←			11.0101-5402.2	260009 ATE
520 i	135	10/10→	←	09/11→		11.0101-5402.2	260009 ATE
528 i	180	10/10→					
528 i xDrive	180	03/11→					
530 i	190	03/10→05/13					
530 i	200	07/11→06/13					
523 i	150	11/09→08/11	←	09/10→		11.0101-5402.2	260009 ATE
523 i	150	10/09→08/11					
525 d	150	11/09→08/11					
528 i	190	11/09→08/11					
530 d	180	11/09→08/11					
525 d	155	03/11→	←	09/11→; nicht für Fahrzeuge mit verstärkter Bremse		11.0101-5402.2	260009 ATE
525 d	160	03/11→					
525 d xDrive	155	02/11→					
525 d xDrive	160	02/11→	←	09/11→; für Fahrzeuge mit verstärkter Bremse		11.0101-7003.2	260124 ATE
530 d	190	02/11→					
530 d	210	09/11→	←	10/15→; nicht für Fahrzeuge mit verstärkter Bremse		11.0101-5402.2	260009 ATE
530 d xDrive	210	09/11→	←	10/15→; für Fahrzeuge mit verstärkter Bremse		11.0101-7003.2	260124 ATE
530 d xDrive	190	07/10→	←	03/11→; nicht für Fahrzeuge mit verstärkter Bremse		11.0101-5402.2	260009 ATE
			←	03/11→; für Fahrzeuge mit verstärkter Bremse		11.0101-7003.2	260124 ATE
535 d	220	03/10→08/11	←	09/10→		11.0101-7003.2	260124 ATE
535 d	225	03/10→08/11					
535 i	225	11/09→					
535 d	230	03/11→	←	09/11→		11.0101-7003.2	260124 ATE
535 d xDrive	230	01/11→					
535 i xDrive	225	07/10→					
550 i	300	09/10→06/13					
535 i	240	01/13→	←	10/15→		11.0101-7003.2	260124 ATE
535 i xDrive	240	07/13→					
550 i	330	08/12→	←	05/13→		11.0101-7003.2	260124 ATE
M 550 d xDrive	280	10/10→	←	03/12→		11.0101-7003.2	260124 ATE
<b>Führungsbolzen, Bremssattel</b>							
518 d	100	10/12→		01/13→; für Fahrzeuge mit verstärkter Bremse		11.8171-0008.1	990049 ATE
518 d	105	10/12→07/14		01/13→; nicht für Fahrzeuge mit verstärkter Bremse		11.8171-0008.1	990049 ATE
↓							










	kw			 	! #		
<b>BMW - 5 Touring (F11) 02/09→</b>							
<b>Führungsbolzen, Bremsattel</b>							
518 d	110	01/14→		05/14→; für Fahrzeuge mit verstärkter Bremse		11.8171-0008.1 990049	ATE
				05/14→; nicht für Fahrzeuge mit verstärkter Bremse		11.8171-0008.1 990049	ATE
518 d	120	05/14→		für Fahrzeuge mit verstärkter Bremse		11.8171-0008.1 990049	ATE
520 d	120	10/13→06/13					
520 d xDrive	100	02/13→07/14		nicht für Fahrzeuge mit verstärkter Bremse		11.8171-0008.1 990049	ATE
520 d xDrive	120	10/13→06/13					
520 d xDrive	135	02/13→07/14					
520 d xDrive	147	02/13→07/14					
520 d	100	11/09→10/16		09/10→; für Fahrzeuge mit verstärkter Bremse		11.8171-0008.1 990049	ATE
520 d	135	02/09→10/16					
520 d	147	02/09→10/16		09/10→; nicht für Fahrzeuge mit verstärkter Bremse		11.8171-0008.1 990049	ATE
520 d	140	10/13→		05/14→; nicht für Fahrzeuge mit verstärkter Bremse		11.8171-0008.1 990049	ATE
520 d	155	10/13→					
520 d xDrive	140	10/13→					
520 d xDrive	155	10/13→		05/14→; für Fahrzeuge mit verstärkter Bremse		11.8171-0096.1 250155	ATE
520 i	120	09/11→				11.8171-0008.1 990049	ATE
520 i	135	10/10→		09/11→		11.8171-0008.1 990049	ATE
528 i	180	10/10→					
528 i xDrive	180	03/11→					
530 i	190	03/10→05/13					
530 i	200	07/11→06/13					
523 i	150	11/09→08/11		09/10→		11.8171-0008.1 990049	ATE
523 i	150	10/09→08/11					
525 d	150	11/09→08/11					
528 i	190	11/09→08/11					
530 d	180	11/09→08/11					
525 d	155	03/11→		09/11→; nicht für Fahrzeuge mit verstärkter Bremse		11.8171-0008.1 990049	ATE
525 d	160	03/11→					
525 d xDrive	155	02/11→					
525 d xDrive	160	02/11→		09/11→; für Fahrzeuge mit verstärkter Bremse		11.8171-0096.1 250155	ATE
530 d	190	02/11→					
530 d	210	09/11→		10/15→; nicht für Fahrzeuge mit verstärkter Bremse		11.8171-0008.1 990049	ATE
530 d xDrive	210	09/11→					
				10/15→; für Fahrzeuge mit verstärkter Bremse		11.8171-0096.1 250155	ATE
530 d xDrive	190	07/10→		03/11→; nicht für Fahrzeuge mit verstärkter Bremse		11.8171-0008.1 990049	ATE
				03/11→; für Fahrzeuge mit verstärkter Bremse		11.8171-0096.1 250155	ATE
535 d	220	03/10→08/11		09/10→		11.8171-0096.1 250155	ATE
535 d	225	03/10→08/11					
535 i	225	11/09→					
535 d	230	03/11→		09/11→		11.8171-0096.1 250155	ATE
535 d xDrive	230	01/11→					
535 i xDrive	225	07/10→					
550 i	300	09/10→06/13					
535 i	240	01/13→		10/15→		11.8171-0096.1 250155	ATE
535 i xDrive	240	07/13→					
550 i	330	08/12→		05/13→		11.8171-0096.1 250155	ATE
M 550 d xDrive	280	10/10→		03/12→		11.8171-0096.1 250155	ATE
<b>Dichtungssatz, Bremsattel</b>							
518 d	100	10/12→	←	01/13→; nicht für Fahrzeuge mit verstärkter Bremse		11.0441-6008.2 250038	ATE für Kolben-Ø [mm]: 60
518 d	105	10/12→07/14	←	01/13→; für Fahrzeuge mit verstärkter Bremse		11.0441-6008.2 250038	ATE für Kolben-Ø [mm]: 60
518 d	110	01/14→	←	05/14→; nicht für Fahrzeuge mit verstärkter Bremse		11.0441-6008.2 250038	ATE für Kolben-Ø [mm]: 60
520 d	140	10/13→					
520 d	155	10/13→					
520 d xDrive	140	10/13→	←	05/14→; für Fahrzeuge mit verstärkter Bremse		11.0441-6008.2 250038	ATE für Kolben-Ø [mm]: 60
520 d xDrive	155	10/13→					
518 d	120	05/14→	←	nicht für Fahrzeuge mit verstärkter Bremse		11.0441-6008.2 250038	ATE für Kolben-Ø [mm]: 60
520 d	120	10/13→06/13					
520 d xDrive	100	02/13→07/14	←	für Fahrzeuge mit verstärkter Bremse		11.0441-6008.2 250038	ATE für Kolben-Ø [mm]: 60
520 d xDrive	120	10/13→06/13					
520 d xDrive	135	02/13→07/14					
520 d xDrive	147	02/13→07/14					
↓							












	kW			 	! #		
<b>BMW - 5 Touring (F11) 02/09→</b>							
<b>Dichtungssatz, Bremsattel</b>							
520 d	100	11/09→10/16	←	09/10→; nicht für Fahrzeuge mit verstärkter Bremsen		11.0441-6008.2 250038	ATE für Kolben-Ø [mm]: 60
520 d	135	02/09→10/16					
520 d	147	02/09→10/16	←	09/10→; für Fahrzeuge mit verstärkter Bremsen		11.0441-6008.2 250038	ATE für Kolben-Ø [mm]: 60
520 i	120	09/11→	←			11.0441-6008.2 250038	ATE für Kolben-Ø [mm]: 60
520 i	135	10/10→	←	09/11→		11.0441-6008.2 250038	ATE für Kolben-Ø [mm]: 60
528 i	180	10/10→					
528 i xDrive	180	03/11→					
530 i	190	03/10→05/13					
530 i	200	07/11→06/13					
535 d	230	03/11→					
535 d xDrive	230	01/11→					
535 i xDrive	225	07/10→					
550 i	300	09/10→06/13					
523 i	150	11/09→08/11	←	09/10→		11.0441-6008.2 250038	ATE für Kolben-Ø [mm]: 60
523 i	150	10/09→08/11					
525 d	150	11/09→08/11					
528 i	190	11/09→08/11					
530 d	180	11/09→08/11					
535 d	220	03/10→08/11					
535 d	225	03/10→08/11					
535 i	225	11/09→					
525 d	155	03/11→	←	09/11→; nicht für Fahrzeuge mit verstärkter Bremsen		11.0441-6008.2 250038	ATE für Kolben-Ø [mm]: 60
525 d	160	03/11→					
525 d xDrive	155	02/11→					
525 d xDrive	160	02/11→	←	09/11→; für Fahrzeuge mit verstärkter Bremsen		11.0441-6008.2 250038	ATE für Kolben-Ø [mm]: 60
530 d	190	02/11→					
530 d	210	09/11→	←	10/15→; für Fahrzeuge mit verstärkter Bremsen		11.0441-6008.2 250038	ATE für Kolben-Ø [mm]: 60
530 d xDrive	210	09/11→	←	10/15→; nicht für Fahrzeuge mit verstärkter Bremsen		11.0441-6008.2 250038	ATE für Kolben-Ø [mm]: 60
530 d xDrive	190	07/10→	←	03/11→; für Fahrzeuge mit verstärkter Bremsen		11.0441-6008.2 250038	ATE für Kolben-Ø [mm]: 60
530 d xDrive	190	07/10→	←	03/11→; nicht für Fahrzeuge mit verstärkter Bremsen		11.0441-6008.2 250038	ATE für Kolben-Ø [mm]: 60
535 i	240	01/13→	←	10/15→		11.0441-6008.2 250038	ATE für Kolben-Ø [mm]: 60
535 i xDrive	240	07/13→					
550 i	330	08/12→	←	05/13→		11.0441-6008.2 250038	ATE für Kolben-Ø [mm]: 60
M 550 d xDrive	280	10/10→	←	03/12→		11.0441-6008.2 250038	ATE für Kolben-Ø [mm]: 60
<b>Bremsschlauch</b>							
518 d	100	10/12→	←	01/13→	2	24.5118-0688.3 331419	L= 688
518 d	105	10/12→07/14					
518 d	110	01/14→	←	05/14→	2	24.5118-0688.3 331419	L= 688
520 d	140	10/13→					
520 d	155	10/13→					
520 d xDrive	140	10/13→					
520 d xDrive	155	10/13→					
518 d	120	05/14→	←		2	24.5118-0688.3 331419	L= 688
520 d	120	10/13→06/13					
520 d xDrive	100	02/13→07/14					
520 d xDrive	120	10/13→06/13					
520 d xDrive	135	02/13→07/14					
520 d xDrive	147	02/13→07/14					
520 i	120	09/11→					
520 d	100	11/09→10/16	←	09/10→	2	24.5118-0688.3 331419	L= 688
520 d	135	02/09→10/16					
520 d	147	02/09→10/16					
523 i	150	11/09→08/11					
523 i	150	10/09→08/11					
525 d	150	11/09→08/11					
528 i	190	11/09→08/11					
530 d	180	11/09→08/11					
535 d	220	03/10→08/11					
535 d	225	03/10→08/11					
535 i	225	11/09→					
520 i	135	10/10→	←	09/11→	2	24.5118-0688.3 331419	L= 688
525 d	155	03/11→					
525 d	160	03/11→					
525 d xDrive	155	02/11→					
525 d xDrive	160	02/11→					
528 i	180	10/10→					
528 i xDrive	180	03/11→					
530 d	190	02/11→					
530 i	190	03/10→05/13					
530 i	200	07/11→06/13					

	kW			 	! #		
<b>BMW - 5 Touring (F11) 02/09→</b>							
 <b>Bremsschlauch</b>							
535 d 535 d xDrive 535 i xDrive 550 i	230 230 225 300	03/11→ 01/11→ 07/10→ 09/10→06/13	←	09/11→	2	24.5118-0688.3 331419	L= 688
530 d 530 d xDrive 535 i 535 i xDrive	210 210 240 240	09/11→ 09/11→ 01/13→ 07/13→	←	10/15→	2	24.5118-0688.3 331419	L= 688
530 d xDrive	190	07/10→	←	03/11→	2	24.5118-0688.3 331419	L= 688
550 i	330	08/12→	←	05/13→	2	24.5118-0688.3 331419	L= 688
M 550 d xDrive	280	10/10→	←	03/12→	2	24.5118-0688.3 331419	L= 688
<b>BMW - 6 (E63) 01/04→12/10</b>							
 <b>Bremssattel</b>							
630 i	190	09/04→07/10	←	☐; → 08/07		11.9606-9979.2 220907 24.3606-9979.5 240575	ATE Ø 60 - Halter ATE Ø 60 - Halter
			←	☐; → 08/07		11.9606-9980.2 220908 24.3606-9980.5 240576	ATE Ø 60 - Halter ATE Ø 60 - Halter
			→	→ 08/07	2	24.3426-9977.5 240567	ATE Ø 42 - Halter
630 i	200	07/07→07/10	←	☐; 09/07→		24.3606-9977.5 240573	ATE Ø 60 - Halter
			←	☐; 09/07→		24.3606-9978.5 240574	ATE Ø 60 - Halter
645 Ci	245	01/04→08/05	←	☐		24.3606-9977.5 240573	ATE Ø 60 - Halter
			←	☐		24.3606-9978.5 240574	ATE Ø 60 - Halter
<b>Bremssattelhaltersatz</b>							
630 i 635 d	200 210	07/07→07/10 07/07→07/10	→	09/07→	2	11.0230-0176.2 260088	ATE
645 Ci 650 i	245 270	01/04→08/05 07/05→07/10	→		2	11.0230-0176.2 260088	ATE
<b>Feder, Bremssattel</b>							
630 i	190	09/04→07/10		→ 08/07	2	11.8116-0315.2 390447	ATE
			→	→ 08/07	2	11.8116-0330.1 390472	ATE
630 i	200	07/07→07/10		09/07→	2	11.8116-0315.2 390447	ATE
			→	09/07→	2	11.8116-0296.1 390445	ATE
635 d	210	07/07→07/10		09/07→	2	11.8116-0353.2 390585	ATE
			→	09/07→	2	11.8116-0296.1 390445	ATE
645 Ci	245	01/04→08/05			2	11.8116-0315.2 390447	ATE
			→		2	11.8116-0296.1 390445	ATE
650 i	270	07/05→07/10			2	11.8116-0353.2 390585	ATE
			→		2	11.8116-0296.1 390445	ATE
M	373	09/05→07/10	←		2	11.8116-0353.2 390585	ATE
			→		2	11.8116-0296.1 390445	ATE
<b>Führungshülzensatz, Bremssattel</b>							
630 i	190	09/04→07/10	←	→ 08/07		11.0101-6006.2 260098	ATE
			→	→ 08/07		11.0101-5402.2 260009	ATE
630 i	200	07/07→07/10	←	09/07→		11.0101-6006.2 260098	ATE
			→	09/07→		11.0101-5402.2 260009	ATE
635 d	210	07/07→07/10	←	09/07→		11.0101-5706.2 260097	ATE
			→	09/07→		11.0101-5402.2 260009	ATE
645 Ci	245	01/04→08/05	←			11.0101-6006.2 260098	ATE
			→			11.0101-5402.2 260009	ATE
650 i M	270 373	07/05→07/10 09/05→07/10	←			11.0101-5706.2 260097	ATE
			→			11.0101-5402.2 260009	ATE
<b>Führungsbolzen, Bremssattel</b>							
630 i	190	09/04→07/10		→ 08/07		11.8171-0008.1 990049 11.8171-0067.1 250153	ATE ATE
			→	→ 08/07		11.8171-0008.1 990049	ATE
630 i ↓	200	07/07→07/10		09/07→		11.8171-0008.1 990049	ATE

	kw			 	! #		
<b>BMW - 6 (E63) 01/04→12/10</b>							
<b>Führungsbolzen, Bremsattel</b>							
630 i	200	07/07→07/10		09/07→		11.8171-0067.1 250153	ATE
			➔	09/07→		11.8171-0008.1 990049	ATE
635 d	210	07/07→07/10		09/07→		11.8171-0067.1 250153	ATE
			➔	09/07→		11.8171-0008.1 990049	ATE
645 Ci	245	01/04→08/05				11.8171-0008.1 990049	ATE
						11.8171-0067.1 250153	ATE
			➔			11.8171-0008.1 990049	ATE
650 i M	270	07/05→07/10				11.8171-0067.1 250153	ATE
	373	09/05→07/10	➔			11.8171-0008.1 990049	ATE
<b>Dichtungssatz, Bremsattel</b>							
630 i	190	09/04→07/10	←	→ 08/07		11.0441-6008.2 250038	ATE für Kolben-Ø [mm]: 60
			➔	→ 08/07		11.0441-4203.2 250013	ATE
630 i	200	07/07→07/10	←	09/07→		11.0441-6008.2 250038	ATE für Kolben-Ø [mm]: 60
645 Ci	245	01/04→08/05	←			11.0441-6008.2 250038	ATE für Kolben-Ø [mm]: 60
<b> Bremsschlauch</b>							
630 i	190	09/04→07/10	←	→ 08/07	2	24.5169-0556.3 331510	L= 555
			➔	→ 08/07	2	24.5102-0304.3 331407	L= 304
630 i 635 d	200	07/07→07/10	←	09/07→	2	24.5169-0556.3 331510	L= 555
	210	07/07→07/10	➔	09/07→	2	24.5102-0304.3 331407	L= 304
645 Ci 650 i M	245	01/04→08/05	←		2	24.5169-0556.3 331510	L= 555
	270	07/05→07/10	➔		2	24.5102-0304.3 331407	L= 304
	373	09/05→07/10	➔		2	24.5102-0304.3 331407	L= 304
<b>BMW - 6 Cabriolet (E64) 04/04→12/10</b>							
<b> Bremsattel</b>							
630 i	190	09/04→07/10	←	☐; → 08/07		11.9606-9979.2 220907	ATE Ø 60 - Halter
						24.3606-9979.5 240575	ATE Ø 60 - Halter
			←	☐; → 08/07		11.9606-9980.2 220908	ATE Ø 60 - Halter
						24.3606-9980.5 240576	ATE Ø 60 - Halter
			➔	→ 08/07	2	24.3426-9977.5 240567	ATE Ø 42 - Halter
630 i	200	07/07→07/10	←	☐; 09/07→		24.3606-9977.5 240573	ATE Ø 60 - Halter
			←	☐; 09/07→		24.3606-9978.5 240574	ATE Ø 60 - Halter
645 Ci	245	04/04→08/05	←	☐		24.3606-9977.5 240573	ATE Ø 60 - Halter
			←	☐		24.3606-9978.5 240574	ATE Ø 60 - Halter
<b>Bremsattelhaltersatz</b>							
630 i	200	07/07→07/10	➔	09/07→	2	11.0230-0176.2 260088	ATE
635 d	210	07/07→07/10					
645 Ci	245	04/04→08/05	➔		2	11.0230-0176.2 260088	ATE
650 i	270	07/05→07/10					
<b>Feder, Bremsattel</b>							
630 i	190	09/04→07/10	←	→ 08/07	2	11.8116-0315.2 390447	ATE
			➔	→ 08/07	2	11.8116-0330.1 390472	ATE
630 i	200	07/07→07/10	←	09/07→	2	11.8116-0315.2 390447	ATE
			➔	09/07→	2	11.8116-0296.1 390445	ATE
635 d	210	07/07→07/10	←	09/07→	2	11.8116-0353.2 390585	ATE
			➔	09/07→	2	11.8116-0296.1 390445	ATE
645 Ci	245	04/04→08/05	←		2	11.8116-0315.2 390447	ATE
			➔		2	11.8116-0296.1 390445	ATE
650 i M	270	07/05→07/10	←		2	11.8116-0353.2 390585	ATE
	373	07/06→07/10	➔		2	11.8116-0296.1 390445	ATE
<b>Führungshülsensatz, Bremsattel</b>							
630 i	190	09/04→07/10	←	→ 08/07		11.0101-6006.2 260098	ATE
			➔	→ 08/07		11.0101-5402.2 260009	ATE
630 i	200	07/07→07/10	←	09/07→		11.0101-6006.2 260098	ATE
↓							









	kW			 	! #				
<b>BMW - 6 Cabriolet (E64) 04/04→12/10</b>									
<b>Führungshülzensatz, Bremsattel</b>									
630 i	200	07/07→07/10	➡	09/07→		11.0101-5402.2 260009	ATE		
635 d	210	07/07→07/10	⬅	09/07→		11.0101-5706.2 260097	ATE		
			➡	09/07→		11.0101-5402.2 260009	ATE		
645 Ci	245	04/04→08/05	⬅			11.0101-6006.2 260098	ATE		
			➡			11.0101-5402.2 260009	ATE		
650 i M	270 373	07/05→07/10 07/06→07/10	⬅			11.0101-5706.2 260097	ATE		
			➡			11.0101-5402.2 260009	ATE		
<b>Führungsbolzen, Bremsattel</b>									
630 i	190	09/04→07/10		→ 08/07		11.8171-0008.1 990049	ATE		
			➡	→ 08/07		11.8171-0067.1 250153	ATE		
630 i	200	07/07→07/10		09/07→		11.8171-0008.1 990049	ATE		
			➡	09/07→		11.8171-0067.1 250153	ATE		
635 d	210	07/07→07/10		09/07→		11.8171-0008.1 990049	ATE		
			➡	09/07→		11.8171-0067.1 250153	ATE		
645 Ci	245	04/04→08/05				11.8171-0008.1 990049	ATE		
			➡			11.8171-0067.1 250153	ATE		
650 i M	270 373	07/05→07/10 07/06→07/10				11.8171-0008.1 990049	ATE		
			➡			11.8171-0067.1 250153	ATE		
<b>Dichtungssatz, Bremsattel</b>									
630 i	190	09/04→07/10		→ 08/07		11.0441-4203.2 250013	ATE		
			⬅	→ 08/07		11.0441-6008.2 250038	ATE für Kolben-Ø [mm]: 60		
630 i	200	07/07→07/10	⬅	09/07→		11.0441-6008.2 250038	ATE für Kolben-Ø [mm]: 60		
645 Ci	245	04/04→08/05	⬅			11.0441-6008.2 250038	ATE für Kolben-Ø [mm]: 60		
<b> Bremsschlauch</b>									
630 i	190	09/04→07/10	⬅	→ 08/07	2	24.5169-0556.3 331510	L= 555		
			➡	→ 08/07	2	24.5102-0304.3 331407	L= 304		
630 i 635 d	200 210	07/07→07/10 07/07→07/10	⬅	09/07→	2	24.5169-0556.3 331510	L= 555		
			➡	09/07→	2	24.5102-0304.3 331407	L= 304		
645 Ci 650 i M	245 270 373	04/04→08/05 07/05→07/10 07/06→07/10	⬅		2	24.5169-0556.3 331510	L= 555		
			➡		2	24.5102-0304.3 331407	L= 304		
<b>BMW - 6 Cabriolet (F12) 03/11→</b>									
<b> Bremsattel</b>									
640 d 640 d xDrive	230 230	09/11→ 09/11→	➡	☐; 03/12→; für Fahrzeuge ohne Sportpaket		24.6244-1701.5 240717	TRW Ø 44 + EMot / - Halter + FSB		
			➡	☐; 03/12→; für Fahrzeuge ohne Sportpaket		24.6244-1702.5 240718	TRW Ø 44 + EMot / - Halter + FSB		
640 i 640 i xDrive	235 235	03/11→ 01/13→	➡	☐; für Fahrzeuge ohne Sportpaket		24.6244-1701.5 240717	TRW Ø 44 + EMot / - Halter + FSB		
			➡	☐; für Fahrzeuge ohne Sportpaket		24.6244-1702.5 240718	TRW Ø 44 + EMot / - Halter + FSB		
650 i 650 i 650 i xDrive	298 300 300	09/11→12/12 03/11→ 10/11→	➡	☐; für Fahrzeuge ohne Sportpaket		24.6244-1701.5 240717	TRW Ø 44 + EMot / - Halter + FSB		
			➡	☐; für Fahrzeuge ohne Sportpaket		24.6244-1702.5 240718	TRW Ø 44 + EMot / - Halter + FSB		
650 i 650 i xDrive	300 300	06/11→	➡	☐; 09/12→; für Fahrzeuge ohne Sportpaket		24.6244-1701.5 240717	TRW Ø 44 + EMot / - Halter + FSB		
			➡	☐; 09/12→; für Fahrzeuge ohne Sportpaket		24.6244-1702.5 240718	TRW Ø 44 + EMot / - Halter + FSB		
<b>Feder, Bremsattel</b>									
640 d 640 i 640 i xDrive 650 i 650 i 650 i xDrive	230 235 235 298 300 300	09/11→ 03/11→ 01/13→ 09/11→12/12 03/11→ 10/11→ 06/11→			2	11.8116-0007.2 390602	ATE		
640 d xDrive	230	09/11→		03/12→	2	11.8116-0007.2 390602	ATE		
↓									


































	kW					! #		
<b>BMW - 6 Cabriolet (F12) 03/11→</b>								
<b>Feder, Bremssattel</b>								
650 i xDrive	330	11/11→			09/12→	2	11.8116-0007.2 390602	ATE
<b>Führungshülzensatz, Bremssattel</b>								
640 d	230	09/11→	←				11.0101-7003.2 260124	ATE
640 i	235	03/11→						
640 i xDrive	235	01/13→						
650 i	298	09/11→12/12						
650 i	300	03/11→						
650 i	330	10/11→						
650 i xDrive	300	06/11→						
640 d xDrive	230	09/11→	←		03/12→		11.0101-7003.2 260124	ATE
650 i xDrive	330	11/11→	←		09/12→		11.0101-7003.2 260124	ATE
<b>Führungsbolzen, Bremssattel</b>								
640 d	230	09/11→					11.8171-0096.1 250155	ATE
640 i	235	03/11→						
640 i xDrive	235	01/13→						
650 i	298	09/11→12/12						
650 i	300	03/11→						
650 i	330	10/11→						
650 i xDrive	300	06/11→						
640 d xDrive	230	09/11→			03/12→		11.8171-0096.1 250155	ATE
650 i xDrive	330	11/11→			09/12→		11.8171-0096.1 250155	ATE
<b>Dichtungssatz, Bremssattel</b>								
640 d	230	09/11→	←				11.0441-6008.2 250038	ATE für Kolben-Ø [mm]: 60
640 i	235	03/11→						
640 i xDrive	235	01/13→						
650 i	298	09/11→12/12						
650 i	300	03/11→						
650 i	330	10/11→						
650 i xDrive	300	06/11→						
640 d xDrive	230	09/11→	←		03/12→		11.0441-6008.2 250038	ATE für Kolben-Ø [mm]: 60
650 i xDrive	330	11/11→	←		09/12→		11.0441-6008.2 250038	ATE für Kolben-Ø [mm]: 60
<b> Bremsschlauch</b>								
640 d	230	09/11→	←			2	24.5118-0688.3 331419	L= 688
640 i	235	03/11→						
640 i xDrive	235	01/13→						
650 i	298	09/11→12/12						
650 i	300	03/11→						
650 i	330	10/11→						
650 i xDrive	300	06/11→						
640 d xDrive	230	09/11→	←		03/12→	2	24.5118-0688.3 331419	L= 688
650 i xDrive	330	11/11→	←		09/12→	2	24.5118-0688.3 331419	L= 688
<b>BMW - 6 Coupe (F13) 11/10→</b>								
<b> Bremssattel</b>								
640 d	230	11/10→	→	<input type="checkbox"/>	06/11→; für Fahrzeuge ohne Sportpaket		24.6244-1701.5 240717	TRW Ø 44 + EMot / - Halter + FSB
640 i	235	11/10→	→	<input type="checkbox"/>	06/11→; für Fahrzeuge ohne Sportpaket		24.6244-1702.5 240718	TRW Ø 44 + EMot / - Halter + FSB
650 i	300	11/10→	→	<input type="checkbox"/>	06/11→; für Fahrzeuge ohne Sportpaket			
640 d xDrive	230	09/11→	→	<input type="checkbox"/>	03/12→; für Fahrzeuge ohne Sportpaket		24.6244-1701.5 240717	TRW Ø 44 + EMot / - Halter + FSB
			→	<input type="checkbox"/>	03/12→; für Fahrzeuge ohne Sportpaket		24.6244-1702.5 240718	TRW Ø 44 + EMot / - Halter + FSB
640 i xDrive	235	01/13→	→	<input type="checkbox"/>	für Fahrzeuge ohne Sportpaket		24.6244-1701.5 240717	TRW Ø 44 + EMot / - Halter + FSB
650 i	298	09/11→12/12	→	<input type="checkbox"/>	für Fahrzeuge ohne Sportpaket			
650 i xDrive	300	06/11→	→	<input type="checkbox"/>	für Fahrzeuge ohne Sportpaket		24.6244-1702.5 240718	TRW Ø 44 + EMot / - Halter + FSB
650 i	330	10/11→	→	<input type="checkbox"/>	09/12→; für Fahrzeuge ohne Sportpaket		24.6244-1701.5 240717	TRW Ø 44 + EMot / - Halter + FSB
650 i xDrive	330	11/11→	→	<input type="checkbox"/>	09/12→; für Fahrzeuge ohne Sportpaket		24.6244-1702.5 240718	TRW Ø 44 + EMot / - Halter + FSB
<b>Feder, Bremssattel</b>								
640 d	230	11/10→			06/11→	2	11.8116-0007.2 390602	ATE
640 i	235	11/10→						
650 i	300	11/10→						
640 d xDrive	230	09/11→			03/12→	2	11.8116-0007.2 390602	ATE
640 i xDrive	235	01/13→				2	11.8116-0007.2 390602	ATE
650 i	298	09/11→12/12						
↓								








	kW					! #		
<b>BMW - 6 Coupe (F13) 11/10→</b>								
<b>Feder, Bremssattel</b>								
650 i xDrive	300	06/11→				2	11.8116-0007.2 390602	ATE
650 i	330	10/11→		09/12→		2	11.8116-0007.2 390602	ATE
650 i xDrive	330	11/11→						
<b>Führungshülensatz, Bremssattel</b>								
640 d	230	11/10→	←	06/11→			11.0101-7003.2 260124	ATE
640 i	235	11/10→						
650 i	300	11/10→						
640 d xDrive	230	09/11→	←	03/12→			11.0101-7003.2 260124	ATE
640 i xDrive	235	01/13→	←				11.0101-7003.2 260124	ATE
650 i	298	09/11→12/12						
650 i xDrive	300	06/11→						
650 i	330	10/11→	←	09/12→			11.0101-7003.2 260124	ATE
650 i xDrive	330	11/11→						
<b>Führungsbolzen, Bremssattel</b>								
640 d	230	11/10→		06/11→			11.8171-0096.1 250155	ATE
640 i	235	11/10→						
650 i	300	11/10→						
640 d xDrive	230	09/11→		03/12→			11.8171-0096.1 250155	ATE
640 i xDrive	235	01/13→					11.8171-0096.1 250155	ATE
650 i	298	09/11→12/12						
650 i xDrive	300	06/11→						
650 i	330	10/11→		09/12→			11.8171-0096.1 250155	ATE
650 i xDrive	330	11/11→						
<b>Dichtungssatz, Bremssattel</b>								
640 d	230	11/10→	←	06/11→			11.0441-6008.2 250038	ATE für Kolben-Ø [mm]: 60
640 i	235	11/10→						
650 i	300	11/10→						
640 d xDrive	230	09/11→	←	03/12→			11.0441-6008.2 250038	ATE für Kolben-Ø [mm]: 60
640 i xDrive	235	01/13→	←				11.0441-6008.2 250038	ATE für Kolben-Ø [mm]: 60
650 i	298	09/11→12/12						
650 i xDrive	300	06/11→						
650 i	330	10/11→	←	09/12→			11.0441-6008.2 250038	ATE für Kolben-Ø [mm]: 60
650 i xDrive	330	11/11→						
<b> Bremsschlauch</b>								
640 d	230	11/10→	←	06/11→		2	24.5118-0688.3 331419	L= 688
640 i	235	11/10→						
650 i	300	11/10→						
640 d xDrive	230	09/11→	←	03/12→		2	24.5118-0688.3 331419	L= 688
640 i xDrive	235	01/13→	←			2	24.5118-0688.3 331419	L= 688
650 i	298	09/11→12/12						
650 i xDrive	300	06/11→						
650 i	330	10/11→	←	09/12→		2	24.5118-0688.3 331419	L= 688
650 i xDrive	330	11/11→						
<b>BMW - 6 Gran Coupe (F06) 09/11→</b>								
<b> Bremssattel</b>								
640 d	230	09/11→	→		☐; - Performance Parts		24.6244-1701.5 240717	TRW Ø 44 + EMot / - Halter + FSB
640 d xDrive	230	01/13→						
640 i xDrive	235	01/13→	→		☐; - Performance Parts		24.6244-1702.5 240718	TRW Ø 44 + EMot / - Halter + FSB
650 i	330	11/11→						
650 i xDrive	330	11/11→						
640 i	235	09/11→	→		☐; 03/12→; - Performance Parts		24.6244-1701.5 240717	TRW Ø 44 + EMot / - Halter + FSB
			→		☐; 03/12→; - Performance Parts		24.6244-1702.5 240718	TRW Ø 44 + EMot / - Halter + FSB
<b> Bremsschlauch</b>								
640 d	230	09/11→	←			2	24.5118-0688.3 331419	L= 688
640 d xDrive	230	01/13→						
640 i xDrive	235	01/13→						
650 i	330	11/11→						
650 i xDrive	330	11/11→						
640 i	235	09/11→	←	03/12→		2	24.5118-0688.3 331419	L= 688
<b>BMW - 7 (E38) 10/94→11/01</b>								
<b> Bremssattel</b>								
725 tds	105	04/96→11/01	→		☐; 05/96→		24.3401-9977.5 240523	ATE Ø 40 - Halter
			→		☐; 05/96→		24.3401-9978.5 240524	ATE Ø 40 - Halter
↓								


























	kw			 	! #			
<b>BMW - 7 (E38) 10/94→11/01</b>								
<b> Bremssattel</b>								
728 i, iL	142	08/95→11/01	→	<input type="checkbox"/>		24.3401-9977.5	240523	ATE Ø 40 - Halter
			→	<input type="checkbox"/> ; 01/96→		24.3401-9977.5	240523	ATE Ø 40 - Halter
			→	<input type="checkbox"/> ; 01/96→		24.3401-9978.5	240524	ATE Ø 40 - Halter
			→	<input type="checkbox"/>		24.3401-9978.5	240524	ATE Ø 40 - Halter
728i X 730 d 730 i, iL 730 i, iL 735 i, iL 735 i, iL	142	11/95→09/01	→	<input type="checkbox"/>		24.3401-9977.5	240523	ATE Ø 40 - Halter
	142	04/00→11/01	→	<input type="checkbox"/>				
	155	10/94→11/01	→	<input type="checkbox"/>		24.3401-9978.5	240524	ATE Ø 40 - Halter
	160	10/94→11/01	→	<input type="checkbox"/>				
	173	01/96→12/98	→	<input type="checkbox"/>				
730 d	135	08/98→04/00	→	<input type="checkbox"/> ; 09/98→		24.3401-9977.5	240523	ATE Ø 40 - Halter
			→	<input type="checkbox"/> ; 09/98→		24.3401-9978.5	240524	ATE Ø 40 - Halter
740 i, iL 740 i, iL	210	10/94→11/01	←	<input type="checkbox"/>		24.3601-1713.5	240355	ATE Ø 60 - Halter
	210	01/96→11/01	←	<input type="checkbox"/>		24.3601-1714.5	240356	ATE Ø 60 - Halter
			→	<input type="checkbox"/> ; 09/96→		24.3401-9977.5	240523	ATE Ø 40 - Halter
			→	<input type="checkbox"/> ; 09/96→		24.3401-9978.5	240524	ATE Ø 40 - Halter
<b>Feder, Bremssattel</b>								
725 tds	105	04/96→11/01	→	05/96→	2	11.8116-0094.1	390504	ATE
728 i, iL	142	08/95→11/01	→		2	11.8116-0094.1	390504	ATE
			→	01/96→	2	11.8116-0094.1	390504	ATE
728i X 730 d 730 i, iL 730 i, iL 735 i, iL 735 i, iL	142	11/95→09/01	→		2	11.8116-0094.1	390504	ATE
	142	04/00→11/01	→					
	155	10/94→11/01	→					
	160	10/94→11/01	→					
	173	01/96→12/98	→					
	175	09/98→07/01	→					
730 d	135	08/98→04/00	→	09/98→	2	11.8116-0094.1	390504	ATE
740 d 750 i, iL	180	05/99→11/01	←		2	11.8116-0133.1	390511	ATE
	240	12/94→11/01	→		2	11.8116-0094.1	390504	ATE
740 i, iL 740 i, iL	210	10/94→11/01	←		2	11.8116-0290.2	390520	ATE
	210	01/96→11/01	→	09/96→	2	11.8116-0094.1	390504	ATE
<b>Führungshülzensatz, Bremssattel</b>								
725 tds	105	04/96→11/01	→	05/96→		11.0101-5402.2	260009	ATE
728 i, iL	142	08/95→11/01	→			11.0101-5402.2	260009	ATE
			→	01/96→		11.0101-5402.2	260009	ATE
728i X 730 d 730 i, iL 730 i, iL 735 i, iL 735 i, iL	142	11/95→09/01	→			11.0101-5402.2	260009	ATE
	142	04/00→11/01	→					
	155	10/94→11/01	→					
	160	10/94→11/01	→					
	173	01/96→12/98	→					
	175	09/98→07/01	→					
730 d	135	08/98→04/00	→	09/98→		11.0101-5402.2	260009	ATE
740 d 750 i, iL	180	05/99→11/01	←			11.0101-6004.2	260014	ATE
	240	12/94→11/01	→			11.0101-5402.2	260009	ATE
740 i, iL 740 i, iL	210	10/94→11/01	←			11.0101-5402.2	260009	ATE
	210	01/96→11/01	→	09/96→		11.0101-5402.2	260009	ATE
<b>Führungsbolzen, Bremssattel</b>								
725 tds	105	04/96→11/01	→	05/96→		11.8171-0008.1	990049	ATE
728 i, iL	142	08/95→11/01	→			11.8171-0008.1	990049	ATE
			→	01/96→		11.8171-0008.1	990049	ATE
728i X 730 d 730 i, iL 730 i, iL 735 i, iL 735 i, iL	142	11/95→09/01	→			11.8171-0008.1	990049	ATE
	142	04/00→11/01	→					
	155	10/94→11/01	→					
	160	10/94→11/01	→					
	173	01/96→12/98	→					
	175	09/98→07/01	→					
730 d	135	08/98→04/00	→	09/98→		11.8171-0008.1	990049	ATE
740 d 750 i, iL	180	05/99→11/01	←			11.8171-0008.1	990049	ATE
	240	12/94→11/01	→			11.8171-0008.1	990049	ATE
740 i, iL	210	10/94→11/01	←			11.8171-0008.1	990049	ATE
↓								








	kW			 	! #		
<b>BMW - 7 (E38) 10/94→11/01</b>							
<b>Führungsbolzen, Bremsattel</b>							
740 i, iL	210	01/96→11/01	➡	09/96→		11.8171-0008.1 990049	ATE
<b>Dichtungssatz, Bremsattel</b>							
725 tds	105	04/96→11/01	➡	05/96→		11.0441-4003.2 250001	ATE
728 i, iL	142	08/95→11/01	➡			11.0441-4003.2 250001	ATE
			➡	01/96→		11.0441-4003.2 250001	ATE
728i X	142	11/95→09/01	➡			11.0441-4003.2 250001	ATE
730 d	142	04/00→11/01					
730 i, iL	155	10/94→11/01					
730 i, iL	160	10/94→11/01					
735 i, iL	173	01/96→12/98					
735 i, iL	175	09/98→07/01					
740 d	180	05/99→11/01					
750 i, iL	240	12/94→11/01					
730 d	135	08/98→04/00	➡	09/98→		11.0441-4003.2 250001	ATE
740 i, iL	210	10/94→11/01	➡	09/96→		11.0441-4003.2 250001	ATE
740 i, iL	210	01/96→11/01					
<b> Bremsschlauch</b>							
725 tds	105	04/96→11/01	←	am Bremsattel; 05/96→	2	24.5169-0355.3 331307	L= 355
			←	 ; 05/96→; + ASC		24.5201-0100.3 331512	L= 100
			←	 ; 05/96→; + ASC		83.6204-0100.3 330441	L= 100
			➡	am Bremsattel; 05/96→	2	24.5113-0283.3 331395	L= 283
			➡	 ; 05/96→		24.5201-0100.3 331512	L= 100
			➡	 ; 05/96→		83.6204-0100.3 330441	L= 100
728 i, iL	142	08/95→11/01	←	am Bremsattel; 01/96→	2	24.5169-0355.3 331307	L= 355
			←	am Bremsattel	2	24.5169-0355.3 331307	L= 355
			←	 ; + ASC		24.5201-0100.3 331512	L= 100
			←	 ; 01/96→; + ASC		24.5201-0100.3 331512	L= 100
			←	 ; 01/96→; + ASC		83.6204-0100.3 330441	L= 100
			←	 ; + ASC		83.6204-0100.3 330441	L= 100
			➡	am Bremsattel; 01/96→	2	24.5113-0283.3 331395	L= 283
			➡	am Bremsattel	2	24.5113-0283.3 331395	L= 283
			➡	 ; 01/96→		24.5201-0100.3 331512	L= 100
			➡			24.5201-0100.3 331512	L= 100
			➡	 ; 01/96→		83.6204-0100.3 330441	L= 100
			728i X 730 d 730 i, iL 730 i, iL 735 i, iL 735 i, iL 740 d 740 i, iL 740 i, iL 750 i, iL	142	11/95→09/01	←	am Bremsattel
142	04/00→11/01						
155	10/94→11/01	←		 ; + ASC		24.5201-0100.3 331512	L= 100
160	10/94→11/01	←		 ; + ASC		83.6204-0100.3 330441	L= 100
173	01/96→12/98						
175	09/98→07/01	➡		am Bremsattel	2	24.5113-0283.3 331395	L= 283
180	05/99→11/01	➡				24.5201-0100.3 331512	L= 100
210	10/94→11/01	➡				83.6204-0100.3 330441	L= 100
210	01/96→11/01	➡				83.6204-0100.3 330441	L= 100
240	12/94→11/01						
730 d	135	08/98→04/00	←	am Bremsattel; 09/98→	2	24.5169-0355.3 331307	L= 355
			←	 ; 09/98→; + ASC		24.5201-0100.3 331512	L= 100
			←	 ; 09/98→; + ASC		83.6204-0100.3 330441	L= 100
			➡	am Bremsattel; 09/98→	2	24.5113-0283.3 331395	L= 283
			➡	 ; 09/98→		24.5201-0100.3 331512	L= 100
			➡	 ; 09/98→		83.6204-0100.3 330441	L= 100
<b>BMW - 7 (E65, E66, E67) 11/01→12/09</b>							
<b> Bremsattel</b>							
730 d 730 d 730 d	150	10/02→07/08	←	 ; → 02/05		11.9606-9979.2 220907	ATE Ø 60 - Halter
	155	10/02→07/08				24.3606-9979.5 240575	ATE Ø 60 - Halter
	160	10/02→07/08	←	 ; → 02/05		11.9606-9980.2 220908	ATE Ø 60 - Halter
↓			←	 ; → 02/05		24.3606-9980.5 240576	ATE Ø 60 - Halter
			➡	 ; → 02/05		11.9461-9981.2 220899	ATE Ø 46 - Halter
						24.3461-9981.5 240569	ATE Ø 46 - Halter










	kW			 	! #		
<b>BMW - 7 (E65, E66, E67) 11/01→12/09</b>							
<b>Bremssattel</b>							
730 d	150	10/02→07/08	➔	☐; → 02/05		11.9461-9982.2 220900	ATE Ø 46 - Halter
730 d	155	10/02→07/08				24.3461-9982.5 240570	ATE Ø 46 - Halter
730 d	160	10/02→07/08					
730 i, Li	170	03/03→07/08	➔	☐		11.9606-9979.2 220907	ATE Ø 60 - Halter
735 i, Li	200	11/01→02/05				24.3606-9979.5 240575	ATE Ø 60 - Halter
			➔	☐		11.9606-9980.2 220908	ATE Ø 60 - Halter
						24.3606-9980.5 240576	ATE Ø 60 - Halter
			➔	☐		11.9461-9981.2 220899	ATE Ø 46 - Halter
						24.3461-9981.5 240569	ATE Ø 46 - Halter
			➔	☐		11.9461-9982.2 220900	ATE Ø 46 - Halter
						24.3461-9982.5 240570	ATE Ø 46 - Halter
730 i, Li	190	03/05→07/08	➔	☐; 07/05→		11.9606-9979.2 220907	ATE Ø 60 - Halter
						24.3606-9979.5 240575	ATE Ø 60 - Halter
			➔	☐; 07/05→		11.9606-9980.2 220908	ATE Ø 60 - Halter
						24.3606-9980.5 240576	ATE Ø 60 - Halter
			➔	☐; 07/05→		11.9461-9981.2 220899	ATE Ø 46 - Halter
						24.3461-9981.5 240569	ATE Ø 46 - Halter
			➔	☐; 07/05→		11.9461-9982.2 220900	ATE Ø 46 - Halter
						24.3461-9982.5 240570	ATE Ø 46 - Halter
730 Ld	170	07/05→12/09	➔	☐; → 08/08		24.3606-9977.5 240573	ATE Ø 60 - Halter
						24.3606-9978.5 240574	ATE Ø 60 - Halter
740 d	190	10/02→02/05	➔	☐		24.3606-9977.5 240573	ATE Ø 60 - Halter
740 i, Li	225	07/05→07/08				24.3606-9978.5 240574	ATE Ø 60 - Halter
745 i, Li	245	11/01→07/08					
750 i, Li	270	07/05→07/08					
760 i, Li	327	01/03→07/08	➔	☐; 03/03→		24.3606-9977.5 240573	ATE Ø 60 - Halter
						24.3606-9978.5 240574	ATE Ø 60 - Halter
760 i, LI	326	11/01→12/09	➔	☐; 03/03→ 08/08		24.3606-9977.5 240573	ATE Ø 60 - Halter
						24.3606-9978.5 240574	ATE Ø 60 - Halter
<b>Bremssattelhaltersatz</b>							
730 Ld	170	07/05→12/09	➔	→ 08/08	2	11.0230-0176.2 260088	ATE
740 d	190	10/02→02/05	➔		2	11.0230-0176.2 260088	ATE
740 i, Li	225	07/05→07/08					
745 i, Li	245	11/01→07/08					
750 i, Li	270	07/05→07/08					
760 i, Li	327	01/03→07/08	➔	03/03→	2	11.0230-0176.2 260088	ATE
760 i, LI	326	11/01→12/09	➔	03/03→ 08/08	2	11.0230-0176.2 260088	ATE
<b>Feder, Bremssattel</b>							
730 d	150	10/02→07/08		→ 02/05	2	11.8116-0315.2 390447	ATE
730 d	155	10/02→07/08			2	11.8116-0296.1 390445	ATE
730 d	160	10/02→07/08	➔	→ 02/05			
730 i, Li	170	03/03→07/08			2	11.8116-0315.2 390447	ATE
735 i, Li	200	11/01→02/05					
740 d	190	10/02→02/05	➔		2	11.8116-0296.1 390445	ATE
740 i, Li	225	07/05→07/08					
745 i, Li	245	11/01→07/08					
730 i, Li	190	03/05→07/08		07/05→	2	11.8116-0315.2 390447	ATE
			➔	07/05→	2	11.8116-0296.1 390445	ATE
730 Ld	170	07/05→12/09		→ 08/08	2	11.8116-0315.2 390447	ATE
			➔	→ 08/08	2	11.8116-0296.1 390445	ATE
745 d	220	03/05→08/05			2	11.8116-0353.2 390585	ATE
745 d	242	07/05→07/08	➔		2	11.8116-0296.1 390445	ATE
750 i, Li	270	07/05→07/08			2	11.8116-0315.2 390447	ATE
						11.8116-0353.2 390585	ATE
			➔		2	11.8116-0296.1 390445	ATE
760 i, Li	327	01/03→07/08		03/03→	2	11.8116-0315.2 390447	ATE
						11.8116-0353.2 390585	ATE
			➔	03/03→	2	11.8116-0296.1 390445	ATE
760 i, LI	326	11/01→12/09		03/03→ 08/08	2	11.8116-0315.2 390447	ATE
						11.8116-0353.2 390585	ATE
			➔	03/03→ 08/08	2	11.8116-0296.1 390445	ATE
↓							

	kW			 	! #		
<b>BMW - 7 (E65, E66, E67) 11/01→12/09</b>							
<b>Führungshülzensatz, Bremssattel</b>							
730 d	150	10/02→07/08	←	→ 02/05		11.0101-6006.2 260098	ATE
730 d	155	10/02→07/08					
730 d	160	10/02→07/08	→	→ 02/05		11.0101-5402.2 260009	ATE
730 i, Li	170	03/03→07/08	←			11.0101-6006.2 260098	ATE
735 i, Li	200	11/01→02/05					
740 d	190	10/02→02/05	→			11.0101-5402.2 260009	ATE
740 i, Li	225	07/05→07/08					
745 i, Li	245	11/01→07/08					
730 i, Li	190	03/05→07/08	←	07/05→		11.0101-6006.2 260098	ATE
			→	07/05→		11.0101-5402.2 260009	ATE
730 Ld	170	07/05→12/09	←	→ 08/08		11.0101-6006.2 260098	ATE
			→	→ 08/08		11.0101-5402.2 260009	ATE
745 d	220	03/05→08/05	←			11.0101-5706.2 260097	ATE
745 d	242	07/05→07/08	→			11.0101-5402.2 260009	ATE
750 i, Li	270	07/05→07/08	←			11.0101-5706.2 260097	ATE
			→			11.0101-6006.2 260098	ATE
			→			11.0101-5402.2 260009	ATE
760 i, Li	327	01/03→07/08	←	03/03→		11.0101-5706.2 260097	ATE
			→	03/03→		11.0101-6006.2 260098	ATE
			→	03/03→		11.0101-5402.2 260009	ATE
760 i, LI	326	11/01→12/09	←	03/03→ 08/08		11.0101-5706.2 260097	ATE
			→	03/03→ 08/08		11.0101-6006.2 260098	ATE
			→	03/03→ 08/08		11.0101-5402.2 260009	ATE
<b>Führungsbolzen, Bremssattel</b>							
730 d	150	10/02→07/08		→ 02/05		11.8171-0067.1 250153	ATE
730 d	155	10/02→07/08					
730 d	160	10/02→07/08	→	→ 02/05		11.8171-0008.1 990049	ATE
730 i, Li	170	03/03→07/08				11.8171-0067.1 250153	ATE
735 i, Li	200	11/01→02/05	→			11.8171-0008.1 990049	ATE
745 d	220	03/05→08/05					
745 d	242	07/05→07/08					
730 i, Li	190	03/05→07/08		07/05→		11.8171-0067.1 250153	ATE
			→	07/05→		11.8171-0008.1 990049	ATE
730 Ld	170	07/05→12/09		→ 08/08		11.8171-0008.1 990049	ATE
			→	→ 08/08		11.8171-0067.1 250153	ATE
			→	→ 08/08		11.8171-0008.1 990049	ATE
740 d	190	10/02→02/05				11.8171-0008.1 990049	ATE
740 i, Li	225	07/05→07/08				11.8171-0067.1 250153	ATE
745 i, Li	245	11/01→07/08					
750 i, Li	270	07/05→07/08	→			11.8171-0008.1 990049	ATE
760 i, Li	327	01/03→07/08		03/03→		11.8171-0008.1 990049	ATE
			→	03/03→		11.8171-0067.1 250153	ATE
			→	03/03→		11.8171-0008.1 990049	ATE
760 i, LI	326	11/01→12/09		03/03→ 08/08		11.8171-0008.1 990049	ATE
			→	03/03→ 08/08		11.8171-0067.1 250153	ATE
			→	03/03→ 08/08		11.8171-0008.1 990049	ATE
<b>Dichtungssatz, Bremssattel</b>							
730 d	150	10/02→07/08	←	→ 02/05		11.0441-6008.2 250038	ATE für Kolben-Ø [mm]: 60
730 d	155	10/02→07/08					
730 d	160	10/02→07/08					
730 i, Li	170	03/03→07/08	←			11.0441-6008.2 250038	ATE für Kolben-Ø [mm]: 60
735 i, Li	200	11/01→02/05					
740 d	190	10/02→02/05					
740 i, Li	225	07/05→07/08					
745 i, Li	245	11/01→07/08					
750 i, Li	270	07/05→07/08					
730 i, Li	190	03/05→07/08	←	07/05→		11.0441-6008.2 250038	ATE für Kolben-Ø [mm]: 60
730 Ld	170	07/05→12/09	←	→ 08/08		11.0441-6008.2 250038	ATE für Kolben-Ø [mm]: 60
760 i, Li	327	01/03→07/08	←	03/03→		11.0441-6008.2 250038	ATE für Kolben-Ø [mm]: 60
760 i, LI	326	11/01→12/09	←	03/03→ 08/08		11.0441-6008.2 250038	ATE für Kolben-Ø [mm]: 60
<b>Bremsschlauch</b>							
730 d	150	10/02→07/08	←		2	24.5169-0555.3 331509	L= 555
730 d	155	10/02→07/08					
730 d	160	10/02→07/08	→		2	24.5102-0304.3 331407	L= 304
↓							








	kW			 	! #			
<b>BMW - 7 (E65, E66, E67) 11/01→12/09</b>								
<b>Bremsschlauch</b>								
730 i, Li	170	03/03→07/08	←		2	24.5169-0555.3	331509	L= 555
735 i, Li	200	11/01→02/05						
740 d	190	10/02→02/05	→		2	24.5102-0304.3	331407	L= 304
740 i, Li	225	07/05→07/08						
745 d	220	03/05→08/05						
745 d	242	07/05→07/08						
745 i, Li	245	11/01→07/08						
750 i, Li	270	07/05→07/08						
730 i, Li	190	03/05→07/08	←	07/05→	2	24.5169-0555.3	331509	L= 555
			→	07/05→	2	24.5102-0304.3	331407	L= 304
730 Ld	170	07/05→12/09	←	→ 08/08	2	24.5169-0555.3	331509	L= 555
			→	→ 08/08	2	24.5102-0304.3	331407	L= 304
760 i, Li	327	01/03→07/08	←	03/03→	2	24.5169-0555.3	331509	L= 555
			→	03/03→	2	24.5102-0304.3	331407	L= 304
760 i, LI	326	11/01→12/09	←	03/03→ 08/08	2	24.5169-0555.3	331509	L= 555
			→	03/03→ 08/08	2	24.5102-0304.3	331407	L= 304
<b>BMW - 7 (F01, F02, F03, F04) 02/08→12/15</b>								
<b>Feder, Bremssattel</b>								
730 d	155	02/08→05/15		09/08→	2	11.8116-0007.2	390602	ATE
730 d	180	02/08→07/12	→	09/08→	2	11.8116-0296.1	390445	ATE
730 i, Li	190	06/08→12/15						
730 d	190	07/12→05/15			2	11.8116-0007.2	390602	ATE
740 d	225	09/09→12/15	→		2	11.8116-0296.1	390445	ATE
740 d	230	07/12→12/15						
740 d xDrive	230	07/12→12/15						
740 i	240	10/08→12/15						
740 i, Li	235	07/12→12/15						
740 i, Li xDrive	235	07/12→12/15						
730 d xDrive	155	11/11→05/15		06/12→	2	11.8116-0007.2	390602	ATE
730 d xDrive	190	11/11→05/15	→	06/12→	2	11.8116-0296.1	390445	ATE
ActiveHybrid	235	05/11→05/15						
ActiveHybrid	260	05/11→05/15						
740 d xDrive	225	09/09→12/15		09/10→	2	11.8116-0007.2	390602	ATE
			→	09/10→	2	11.8116-0296.1	390445	ATE
750 d xDrive	280	07/12→12/15			2	11.8116-0008.2	390603	ATE
760 i	400	09/09→12/15	→		2	11.8116-0296.1	390445	ATE
750 i	300	10/08→12/15		nicht für Fahrzeuge mit verstärkter Bremse	2	11.8116-0007.2	390602	ATE
				für Fahrzeuge mit verstärkter Bremse	2	11.8116-0008.2	390603	ATE
			→	→ 11/08	2	11.8116-0296.1	390445	ATE
			→	12/08→	2	11.8116-0296.1	390445	ATE
750 i	330	10/12→12/15		nicht für Fahrzeuge mit verstärkter Bremse	2	11.8116-0007.2	390602	ATE
750 i xDrive	300	09/09→12/15		für Fahrzeuge mit verstärkter Bremse	2	11.8116-0008.2	390603	ATE
750 i xDrive	330	10/12→12/15	→		2	11.8116-0296.1	390445	ATE
ActiveHybrid	330	09/09→06/12		03/10→;	2	11.8116-0007.2	390602	ATE
ActiveHybrid	342	09/09→06/12		nicht für Fahrzeuge mit verstärkter Bremse				
			→	03/10→;	2	11.8116-0008.2	390603	ATE
			→	für Fahrzeuge mit verstärkter Bremse	2	11.8116-0296.1	390445	ATE
			→	03/10→	2	11.8116-0296.1	390445	ATE
<b>Führungshülzensatz, Bremssattel</b>								
730 d	155	02/08→05/15	←	09/08→		11.0101-7003.2	260124	ATE
730 d	180	02/08→07/12						
730 i, Li	190	06/08→12/15						
730 d	190	07/12→05/15	←			11.0101-7003.2	260124	ATE
740 d	225	09/09→12/15						
740 d	230	07/12→12/15						
740 d xDrive	230	07/12→12/15						
740 i	240	10/08→12/15						
740 i, Li	235	07/12→12/15						
740 i, Li xDrive	235	07/12→12/15						
750 d xDrive	280	07/12→12/15						
760 i	400	09/09→12/15						
730 d xDrive	155	11/11→05/15	←	06/12→		11.0101-7003.2	260124	ATE
730 d xDrive	190	11/11→05/15						
ActiveHybrid	235	05/11→05/15						
ActiveHybrid	260	05/11→05/15						
			↓					









	kW			 	! #		
<b>BMW - 7 (F01, F02, F03, F04) 02/08→12/15</b>							
<b>Führungshülzensatz, Bremssattel</b>							
740 d xDrive	225	09/09→12/15	←	09/10→		11.0101-7003.2 260124	ATE
750 i	300	10/08→12/15	←	nicht für Fahrzeuge mit verstärkter Bremse		11.0101-7003.2 260124	ATE
750 i	330	10/12→12/15	←				
750 i xDrive	300	09/09→12/15	←	für Fahrzeuge mit verstärkter Bremse		11.0101-7003.2 260124	ATE
750 i xDrive	330	10/12→12/15	←				
ActiveHybrid	330	09/09→06/12	←	03/10→;		11.0101-7003.2 260124	ATE
ActiveHybrid	342	09/09→06/12	←	nicht für Fahrzeuge mit verstärkter Bremse			
			←	03/10→;		11.0101-7003.2 260124	ATE
			←	für Fahrzeuge mit verstärkter Bremse			
<b>Führungsbolzen, Bremssattel</b>							
730 d	155	02/08→05/15		09/08→		11.8171-0096.1 250155	ATE
730 d	180	02/08→07/12	→	09/08→		11.8171-0008.1 990049	ATE
730 i, Li	190	06/08→12/15	→				
730 d	190	07/12→05/15				11.8171-0096.1 250155	ATE
740 d	225	09/09→12/15	→				
740 d	230	07/12→12/15	→			11.8171-0008.1 990049	ATE
740 d xDrive	230	07/12→12/15					
740 i	240	10/08→12/15					
740 i, Li	235	07/12→12/15					
740 i, Li xDrive	235	07/12→12/15					
750 d xDrive	280	07/12→12/15					
760 i	400	09/09→12/15					
730 d xDrive	155	11/11→05/15		06/12→		11.8171-0096.1 250155	ATE
730 d xDrive	190	11/11→05/15	→	06/12→		11.8171-0008.1 990049	ATE
ActiveHybrid	235	05/11→05/15	→				
ActiveHybrid	260	05/11→05/15	→				
740 d xDrive	225	09/09→12/15		09/10→		11.8171-0096.1 250155	ATE
			→	09/10→		11.8171-0008.1 990049	ATE
750 i	300	10/08→12/15		nicht für Fahrzeuge mit verstärkter Bremse		11.8171-0096.1 250155	ATE
				für Fahrzeuge mit verstärkter Bremse		11.8171-0096.1 250155	ATE
			→	→ 11/08		11.8171-0008.1 990049	ATE
			→	12/08→		11.8171-0008.1 990049	ATE
750 i	330	10/12→12/15		für Fahrzeuge mit verstärkter Bremse		11.8171-0096.1 250155	ATE
750 i xDrive	300	09/09→12/15		nicht für Fahrzeuge mit verstärkter Bremse		11.8171-0096.1 250155	ATE
750 i xDrive	330	10/12→12/15					
			→			11.8171-0008.1 990049	ATE
ActiveHybrid	330	09/09→06/12		03/10→;		11.8171-0096.1 250155	ATE
ActiveHybrid	342	09/09→06/12		für Fahrzeuge mit verstärkter Bremse			
				03/10→;		11.8171-0096.1 250155	ATE
				nicht für Fahrzeuge mit verstärkter Bremse			
			→	03/10→		11.8171-0008.1 990049	ATE
<b>Dichtungssatz, Bremssattel</b>							
730 d	155	02/08→05/15	←	09/08→		11.0441-6008.2 250038	ATE für Kolben-Ø [mm]: 60
730 d	180	02/08→07/12					
730 i, Li	190	06/08→12/15					
730 d	190	07/12→05/15	←			11.0441-6008.2 250038	ATE für Kolben-Ø [mm]: 60
740 d	225	09/09→12/15					
740 d	230	07/12→12/15					
740 d xDrive	230	07/12→12/15					
740 i	240	10/08→12/15					
740 i, Li	235	07/12→12/15					
740 i, Li xDrive	235	07/12→12/15					
750 d xDrive	280	07/12→12/15					
760 i	400	09/09→12/15					
730 d xDrive	155	11/11→05/15	←	06/12→		11.0441-6008.2 250038	ATE für Kolben-Ø [mm]: 60
730 d xDrive	190	11/11→05/15					
ActiveHybrid	235	05/11→05/15					
ActiveHybrid	260	05/11→05/15					
740 d xDrive	225	09/09→12/15	←	09/10→		11.0441-6008.2 250038	ATE für Kolben-Ø [mm]: 60
750 i	300	10/08→12/15	←	nicht für Fahrzeuge mit verstärkter Bremse		11.0441-6008.2 250038	ATE für Kolben-Ø [mm]: 60
750 i	330	10/12→12/15					
750 i xDrive	300	09/09→12/15	←	für Fahrzeuge mit verstärkter Bremse		11.0441-6008.2 250038	ATE für Kolben-Ø [mm]: 60
750 i xDrive	330	10/12→12/15					
ActiveHybrid	330	09/09→06/12	←	03/10→;		11.0441-6008.2 250038	ATE für Kolben-Ø [mm]: 60
ActiveHybrid	342	09/09→06/12	←	nicht für Fahrzeuge mit verstärkter Bremse			
			←	03/10→;		11.0441-6008.2 250038	ATE für Kolben-Ø [mm]: 60
				für Fahrzeuge mit verstärkter Bremse			
↓							








	kW			 	! #		
<b>BMW - 7 (F01, F02, F03, F04) 02/08→12/15</b>							
<b>Bremsschlauch</b>							
730 d	155	02/08→05/15	←	09/08→	2	24.5118-0688.3 331419	L= 688
730 d	180	02/08→07/12					
730 i, Li	190	06/08→12/15					
730 d	190	07/12→05/15	←		2	24.5118-0688.3 331419	L= 688
740 d	225	09/09→12/15					
740 d	230	07/12→12/15					
740 d xDrive	230	07/12→12/15					
740 i	240	10/08→12/15					
740 i, Li	235	07/12→12/15					
740 i, Li xDrive	235	07/12→12/15					
750 d xDrive	280	07/12→12/15					
750 i	300	10/08→12/15					
750 i	330	10/12→12/15					
750 i xDrive	300	09/09→12/15					
750 i xDrive	330	10/12→12/15					
760 i	400	09/09→12/15					
730 d xDrive	155	11/11→05/15	←	06/12→	2	24.5118-0688.3 331419	L= 688
730 d xDrive	190	11/11→05/15					
ActiveHybrid	235	05/11→05/15					
ActiveHybrid	260	05/11→05/15					
740 d xDrive	225	09/09→12/15	←	09/10→	2	24.5118-0688.3 331419	L= 688
ActiveHybrid	330	09/09→06/12	←	03/10→	2	24.5118-0688.3 331419	L= 688
ActiveHybrid	342	09/09→06/12					
<b>BMW - 8 (E31) 04/90→12/99</b>							
<b>Feder, Bremssattel</b>							
840 Ci	210	01/96→12/99	→	→ 08/99	2	11.8116-0094.1 390504	ATE
840 i	210	02/93→02/96	→		2	11.8116-0094.1 390504	ATE
850 Ci	240	09/94→12/99	→				
850 CSi	278	04/93→12/95	→		2	11.8116-0296.1 390445	ATE
850 CSi	280	04/93→12/96	→	→ 10/96	2	11.8116-0296.1 390445	ATE
<b>Führungshülzensatz, Bremssattel</b>							
840 Ci	210	01/96→12/99	→	→ 08/99		11.0101-5402.2 260009	ATE
840 i	210	02/93→02/96	←	→ 02/94		11.0101-5402.2 260009	ATE
			→			11.0101-5402.2 260009	ATE
850 Ci	240	09/94→12/99	←			11.0101-5402.2 260009	ATE
			→			11.0101-5402.2 260009	ATE
850 CSi	278	04/93→12/95	→			11.0101-5402.2 260009	ATE
850 CSi	280	04/93→12/96	→	→ 10/96		11.0101-5402.2 260009	ATE
<b>Führungsbolzen, Bremssattel</b>							
840 Ci	210	01/96→12/99	→	→ 08/99		11.8171-0008.1 990049	ATE
840 i	210	02/93→02/96	←	→ 02/94		11.8171-0008.1 990049	ATE
			→			11.8171-0008.1 990049	ATE
850 Ci	240	09/94→12/99	←			11.8171-0008.1 990049	ATE
			→			11.8171-0008.1 990049	ATE
<b>Dichtungssatz, Bremssattel</b>							
840 Ci	210	01/96→12/99	→	→ 08/99		11.0441-4002.2 250011	ATE
840 i	210	02/93→02/96	←	→ 02/94		11.0441-6003.2 250037	
			→			11.0441-4002.2 250011	ATE
850 Ci	240	09/94→12/99	←			11.0441-6003.2 250037	
			→			11.0441-4002.2 250011	ATE
850 CSi	278	04/93→12/95	→			11.0441-4002.2 250011	ATE
850 CSi	280	04/93→12/96	→	→ 10/96		11.0441-4002.2 250011	ATE
<b>Bremsschlauch</b>							
840 Ci	210	01/96→12/99	←	→ 08/99	2	24.5113-0423.3 331396	L= 423
			←	☐; → 08/99; + ASC		24.5201-0100.3 331512	L= 100
			←	☐; → 08/99; + ASC		83.6204-0100.3 330441	L= 100
			→	am Bremssattel; → 08/99	2	24.5170-0201.3 331450	L= 201
			→	☐; → 08/99; + ASC		24.5201-0100.3 331512	L= 100
			→	☐; → 08/99; + ASC		83.6204-0100.3 330441	L= 100
↓							








	kW			 	! #		
<b>BMW - 8 (E31) 04/90→12/99</b>							
 <b>Bremsschlauch</b>							
840 i 850 Ci	210 240	02/93→02/96 09/94→12/99	←		2	24.5113-0423.3 331396	L= 423
			←	☐; + ASC		24.5201-0100.3 331512	L= 100
			←	☐; + ASC		83.6204-0100.3 330441	L= 100
			→	am Bremssattel	2	24.5170-0201.3 331450	L= 201
			→	☐; + ASC		24.5201-0100.3 331512	L= 100
			→	☐; + ASC		83.6204-0100.3 330441	L= 100
850 CSi	278	04/93→12/95	←		2	24.5113-0423.3 331396	L= 423
			←	☐; + ASC		24.5201-0100.3 331512	L= 100
			←	☐; + ASC		83.6204-0100.3 330441	L= 100
			→		2	83.7724-0204.3 331206	L= 200
850 CSi	280	04/93→12/96	←	→ 10/96	2	24.5113-0423.3 331396	L= 423
			←	☐; → 10/96; + ASC		24.5201-0100.3 331512	L= 100
			←	☐; → 10/96; + ASC		83.6204-0100.3 330441	L= 100
			→	→ 10/96	2	83.7724-0204.3 331206	L= 200
<b>BMW - X1 (E84) 03/09→06/15</b>							
 <b>Bremssattel</b>							
sDrive 16 d xDrive 25 d	85 160	04/12→06/15 10/09→06/15	←	☐; 07/12→		11.9571-9753.2 220929	ATE Ø 57 - Halter
			←	☐; 07/12→		11.9571-9754.2 220930	ATE Ø 57 - Halter
			→	☐; 07/12→		11.9421-9911.2 220825	ATE Ø 42 - Halter
			→	☐; 07/12→		11.9421-9912.2 220826	ATE Ø 42 - Halter
sDrive 16 i sDrive 18 d sDrive 20 d sDrive 20 d sDrive 20 d sDrive 20 i xDrive 18 d xDrive 20 d xDrive 20 d xDrive 20 d xDrive 20 i	105 105 120 130 135 135 105 120 130 135 135	03/13→06/15 10/09→06/15 03/10→06/15 10/09→06/15 07/12→06/15 09/11→06/15 10/09→06/15 03/10→06/15 10/09→06/15 07/12→06/15 09/11→06/15	←	☐		11.9571-9753.2 220929	ATE Ø 57 - Halter
			←	☐		11.9571-9754.2 220930	ATE Ø 57 - Halter
			→	☐		11.9421-9911.2 220825	ATE Ø 42 - Halter
			→	☐		11.9421-9912.2 220826	ATE Ø 42 - Halter
sDrive 18 d xDrive 18 d	100 100	03/09→06/15 03/09→06/15	←	☐; 10/09→		11.9571-9753.2 220929	ATE Ø 57 - Halter
			←	☐; 10/09→		11.9571-9754.2 220930	ATE Ø 57 - Halter
			→	☐; 10/09→		11.9421-9911.2 220825	ATE Ø 42 - Halter
			→	☐; 10/09→		11.9421-9912.2 220826	ATE Ø 42 - Halter
sDrive 18 i sDrive 18 i	100 110	03/09→06/15 01/10→06/15	←	☐; 03/10→		11.9571-9753.2 220929	ATE Ø 57 - Halter
			←	☐; 03/10→		11.9571-9754.2 220930	ATE Ø 57 - Halter
			→	☐; 03/10→		11.9421-9911.2 220825	ATE Ø 42 - Halter
			→	☐; 03/10→		11.9421-9912.2 220826	ATE Ø 42 - Halter
xDrive 23 d xDrive 28 i xDrive 28 i Flex	150 180 180	10/09→06/15 04/11→06/15 04/11→06/15	←	☐; 03/12→		11.9571-9753.2 220929	ATE Ø 57 - Halter
			←	☐; 03/12→		11.9571-9754.2 220930	ATE Ø 57 - Halter
			→	☐		11.9421-9911.2 220825	ATE Ø 42 - Halter
			→	☐		11.9421-9912.2 220826	ATE Ø 42 - Halter
xDrive 25 i	160	01/10→06/15	←	☐; 03/12→		11.9571-9753.2 220929	ATE Ø 57 - Halter
			←	☐; 03/12→		11.9571-9754.2 220930	ATE Ø 57 - Halter
			→	☐; 03/10→		11.9421-9911.2 220825	ATE Ø 42 - Halter
			→	☐; 03/10→		11.9421-9912.2 220826	ATE Ø 42 - Halter
xDrive 28 i	190	10/09→06/15	→	☐		24.3441-9957.5 240671	ATE Ø 44 - Halter
			→	☐		24.3441-9958.5 240672	ATE Ø 44 - Halter
<b>Halter, Bremssattel</b>							
sDrive 16 d xDrive 25 d	85 160	04/12→06/15 10/09→06/15	→	07/12→	2	11.8170-0755.1 260119	ATE
sDrive 16 i sDrive 18 d sDrive 20 d sDrive 20 d sDrive 20 d sDrive 20 i xDrive 18 d	105 105 120 130 135 135 105	03/13→06/15 10/09→06/15 03/10→06/15 10/09→06/15 07/12→06/15 09/11→06/15 10/09→06/15	→		2	11.8170-0755.1 260119	ATE
↓							































	kW			 	! #		
<b>BMW - X1 (E84) 03/09→06/15</b>							
<b>Halter, Bremssattel</b>							
xDrive 20 d	120	03/10→06/15	➔		2	11.8170-0755.1	260119 ATE
xDrive 20 d	130	10/09→06/15					
xDrive 20 d	135	07/12→06/15					
xDrive 20 i	135	09/11→06/15					
xDrive 23 d	150	10/09→06/15					
xDrive 28 i	180	04/11→06/15					
xDrive 28 i Flex	180	04/11→06/15					
sDrive 18 d	100	03/09→06/15	➔	10/09→	2	11.8170-0755.1	260119 ATE
xDrive 18 d	100	03/09→06/15					
sDrive 18 i	100	03/09→06/15	➔	03/10→	2	11.8170-0755.1	260119 ATE
sDrive 18 i	110	01/10→06/15					
xDrive 25 i	160	01/10→06/15					
<b>Feder, Bremssattel</b>							
sDrive 16 d	85	04/12→06/15		07/12→	2	11.8116-0339.2	390528 ATE
xDrive 25 d	160	10/09→06/15	➔	07/12→	2	11.8116-0066.1	390577 ATE
sDrive 16 i	105	03/13→06/15			2	11.8116-0339.2	390528 ATE
sDrive 18 d	105	10/09→06/15	➔		2	11.8116-0066.1	390577 ATE
sDrive 20 d	120	03/10→06/15					
sDrive 20 d	130	10/09→06/15					
sDrive 20 d	135	07/12→06/15					
sDrive 20 i	135	09/11→06/15					
xDrive 18 d	105	10/09→06/15					
xDrive 20 d	120	03/10→06/15					
xDrive 20 d	130	10/09→06/15					
xDrive 20 d	135	07/12→06/15					
xDrive 20 i	135	09/11→06/15					
sDrive 18 d	100	03/09→06/15		10/09→	2	11.8116-0339.2	390528 ATE
xDrive 18 d	100	03/09→06/15	➔	10/09→	2	11.8116-0066.1	390577 ATE
sDrive 18 i	100	03/09→06/15		03/10→	2	11.8116-0339.2	390528 ATE
sDrive 18 i	110	01/10→06/15	➔	03/10→	2	11.8116-0066.1	390577 ATE
xDrive 23 d	150	10/09→06/15		→ 02/12	2	11.8116-0339.2	390528 ATE
xDrive 28 i	180	04/11→06/15		03/12→	2	11.8116-0339.2	390528 ATE
xDrive 28 i Flex	180	04/11→06/15	➔		2	11.8116-0066.1	390577 ATE
xDrive 25 i	160	01/10→06/15		03/10→ 02/12	2	11.8116-0339.2	390528 ATE
				03/12→	2	11.8116-0339.2	390528 ATE
			➔	03/10→	2	11.8116-0066.1	390577 ATE
xDrive 28 i	190	10/09→06/15			2	11.8116-0315.2	390447 ATE
			➔		2	11.8116-0296.1	390445 ATE
<b>Führungshülensatz, Bremssattel</b>							
sDrive 16 d	85	04/12→06/15	←	07/12→		11.0101-5402.2	260009 ATE
xDrive 25 d	160	10/09→06/15	➔	07/12→		11.0101-5402.2	260009 ATE
sDrive 16 i	105	03/13→06/15	←			11.0101-5402.2	260009 ATE
sDrive 18 d	105	10/09→06/15	➔			11.0101-5402.2	260009 ATE
sDrive 20 d	120	03/10→06/15					
sDrive 20 d	130	10/09→06/15					
sDrive 20 d	135	07/12→06/15					
sDrive 20 i	135	09/11→06/15					
xDrive 18 d	105	10/09→06/15					
xDrive 20 d	120	03/10→06/15					
xDrive 20 d	130	10/09→06/15					
xDrive 20 d	135	07/12→06/15					
xDrive 20 i	135	09/11→06/15					
sDrive 18 d	100	03/09→06/15	←	10/09→		11.0101-5402.2	260009 ATE
xDrive 18 d	100	03/09→06/15	➔	10/09→		11.0101-5402.2	260009 ATE
sDrive 18 i	100	03/09→06/15	←	03/10→		11.0101-5402.2	260009 ATE
sDrive 18 i	110	01/10→06/15	➔	03/10→		11.0101-5402.2	260009 ATE
xDrive 23 d	150	10/09→06/15	←	03/12→		11.0101-5402.2	260009 ATE
xDrive 28 i	180	04/11→06/15	←	→ 02/12		11.0101-5402.2	260009 ATE
xDrive 28 i Flex	180	04/11→06/15	➔			11.0101-5402.2	260009 ATE
xDrive 25 i	160	01/10→06/15	←	03/10→ 02/12		11.0101-5402.2	260009 ATE
			←	03/12→		11.0101-5402.2	260009 ATE
			➔	03/10→		11.0101-5402.2	260009 ATE
xDrive 28 i	190	10/09→06/15	←			11.0101-6006.2	260098 ATE
			➔			11.0101-5402.2	260009 ATE
↓							








	kW			 	! #		
<b>BMW - X1 (E84) 03/09→06/15</b>							
<b>Führungsbolzen, Bremsattel</b>							
sDrive 16 d xDrive 25 d	85 160	04/12→06/15 10/09→06/15		07/12→		11.8171-0008.1 990049	ATE
sDrive 16 i sDrive 18 d sDrive 20 d sDrive 20 d sDrive 20 d sDrive 20 i xDrive 18 d xDrive 20 d xDrive 20 d xDrive 20 d xDrive 20 i	105 105 120 130 135 135 105 120 130 135 135	03/13→06/15 10/09→06/15 03/10→06/15 10/09→06/15 07/12→06/15 09/11→06/15 10/09→06/15 03/10→06/15 10/09→06/15 07/12→06/15 09/11→06/15				11.8171-0008.1 990049	ATE
sDrive 18 d xDrive 18 d	100 100	03/09→06/15 03/09→06/15		10/09→		11.8171-0008.1 990049	ATE
sDrive 18 i sDrive 18 i	100 110	03/09→06/15 01/10→06/15		03/10→		11.8171-0008.1 990049	ATE
xDrive 23 d xDrive 28 i xDrive 28 i Flex	150 180 180	10/09→06/15 04/11→06/15 04/11→06/15		03/12→ → 02/12		11.8171-0008.1 990049	ATE
						11.8171-0008.1 990049	ATE
xDrive 25 i	160	01/10→06/15		03/12→ 03/10→ 03/10→ 02/12		11.8171-0008.1 990049	ATE
						11.8171-0008.1 990049	ATE
xDrive 28 i	190	10/09→06/15				11.8171-0008.1 990049 11.8171-0067.1 250153	ATE ATE
			➔			11.8171-0008.1 990049	ATE
<b> Bremsschlauch</b>							
sDrive 16 d	85	04/12→06/15	←	07/12→	2	24.5125-0555.3 331348	L= 555
			➔	am Bremsattel; 07/12→	2	24.5125-0230.3 331277 24.5137-0221.3 331302	L= 230 L= 221
			➔	07/12→	2	83.7850-0180.3 331054	L= 180
sDrive 16 i sDrive 18 d sDrive 20 d sDrive 20 d sDrive 20 d sDrive 20 i	105 105 120 130 135 135	03/13→06/15 10/09→06/15 03/10→06/15 10/09→06/15 07/12→06/15 09/11→06/15	← ➔ ➔ ➔		2	24.5125-0555.3 331348 24.5125-0230.3 331277 24.5137-0221.3 331302	L= 555 L= 230 L= 221
			➔		2	83.7850-0180.3 331054	L= 180
sDrive 18 d	100	03/09→06/15	←	10/09→	2	24.5125-0555.3 331348	L= 555
			➔	am Bremsattel; 10/09→	2	24.5125-0230.3 331277 24.5137-0221.3 331302	L= 230 L= 221
			➔	10/09→	2	83.7850-0180.3 331054	L= 180
sDrive 18 i sDrive 18 i	100 110	03/09→06/15 01/10→06/15	←	03/10→	2	24.5125-0555.3 331348	L= 555
			➔	am Bremsattel; 03/10→	2	24.5125-0230.3 331277 24.5137-0221.3 331302	L= 230 L= 221
			➔	03/10→	2	83.7850-0180.3 331054	L= 180
xDrive 18 d	100	03/09→06/15	←	10/09→	2	24.5169-0475.3 331497	L= 475
			➔	am Bremsattel; 10/09→	2	24.5125-0230.3 331277 24.5137-0221.3 331302	L= 230 L= 221
			➔	10/09→	2	83.7850-0180.3 331054	L= 180
xDrive 18 d xDrive 20 d xDrive 20 d xDrive 20 d xDrive 20 i xDrive 23 d xDrive 28 i xDrive 28 i xDrive 28 i Flex	105 120 130 135 135 150 180 180 180	10/09→06/15 03/10→06/15 10/09→06/15 07/12→06/15 09/11→06/15 10/09→06/15 04/11→06/15 10/09→06/15 04/11→06/15	← ➔ ➔ ➔		2	24.5169-0475.3 331497 24.5125-0230.3 331277 24.5137-0221.3 331302	L= 475 L= 230 L= 221
			➔		2	83.7850-0180.3 331054	L= 180
xDrive 25 d	160	10/09→06/15	←	07/12→	2	24.5169-0475.3 331497	L= 475
			➔	am Bremsattel; 07/12→	2	24.5125-0230.3 331277 24.5137-0221.3 331302	L= 230 L= 221
			➔	07/12→	2	83.7850-0180.3 331054	L= 180
xDrive 25 i	160	01/10→06/15	←	03/10→	2	24.5169-0475.3 331497	L= 475
			➔	am Bremsattel; 03/10→	2	24.5125-0230.3 331277 24.5137-0221.3 331302	L= 230 L= 221
			➔	03/10→	2	83.7850-0180.3 331054	L= 180








	kW			 	! #		
<b>BMW - X3 (E83) 01/03→12/11</b>							
<b>Bremssattel</b>							
2.0 d	110	11/03→08/07	←	☐; 08/04→		24.3571-1733.5 240349	ATE Ø 57 - Halter
			←	☐; 08/04→		24.3571-1734.5 240350	ATE Ø 57 - Halter
			→	☐; 08/04→		24.3421-1705.5 240353	ATE Ø 42 - Halter
			→	☐; 08/04→		24.3421-1706.5 240354	ATE Ø 42 - Halter
2.0 i	110	07/05→08/08	←	☐		24.3571-1733.5 240349	ATE Ø 57 - Halter
2.5 si	160	09/06→08/08	←	☐		24.3571-1734.5 240350	ATE Ø 57 - Halter
3.0 d	155	10/04→07/06	←	☐		24.3571-1734.5 240350	ATE Ø 57 - Halter
3.0 d	160	10/04→07/06	→	☐		24.3421-1705.5 240353	ATE Ø 42 - Halter
3.0 i xDrive	170	01/04→08/06	→	☐		24.3421-1706.5 240354	ATE Ø 42 - Halter
3.0 si	200	09/06→08/08	→	☐		24.3421-1706.5 240354	ATE Ø 42 - Halter
2.5 i	141	01/04→08/06	←	☐; 03/04→		24.3571-1733.5 240349	ATE Ø 57 - Halter
			←	☐; 03/04→		24.3571-1734.5 240350	ATE Ø 57 - Halter
			→	☐; 03/04→		24.3421-1705.5 240353	ATE Ø 42 - Halter
			→	☐; 03/04→		24.3421-1706.5 240354	ATE Ø 42 - Halter
2.5 si xDrive	155	07/06→12/08	←	☐; 09/08→		24.3571-1733.5 240349	ATE Ø 57 - Halter
xDrive 20 d	120	09/07→08/10	←	☐; 09/08→		24.3571-1734.5 240350	ATE Ø 57 - Halter
xDrive 20 d	130	09/07→08/10	→	☐; 09/08→		24.3421-1705.5 240353	ATE Ø 42 - Halter
xDrive 30 d	155	03/06→08/10	→	☐; 09/08→		24.3421-1706.5 240354	ATE Ø 42 - Halter
xDrive 30 d	160	03/06→08/10	→	☐; 09/08→		24.3421-1706.5 240354	ATE Ø 42 - Halter
3.0 d	150	01/03→08/05	←	☐; 10/03→		24.3571-1733.5 240349	ATE Ø 57 - Halter
			←	☐; 10/03→		24.3571-1734.5 240350	ATE Ø 57 - Halter
			→	☐; 10/03→		24.3421-1705.5 240353	ATE Ø 42 - Halter
			→	☐; 10/03→		24.3421-1706.5 240354	ATE Ø 42 - Halter
3.0 sd	210	09/06→08/08	←	☐		24.3601-1713.5 240355	ATE Ø 60 - Halter
			←	☐		24.3601-1714.5 240356	ATE Ø 60 - Halter
			→	☐		24.3421-1705.5 240353	ATE Ø 42 - Halter
			→	☐		24.3421-1706.5 240354	ATE Ø 42 - Halter
xDrive 18 d	100	04/09→12/11	←	☐; → 08/10		24.3571-1733.5 240349	ATE Ø 57 - Halter
xDrive 18 d	105	09/08→12/11	←	☐; → 08/10		24.3571-1734.5 240350	ATE Ø 57 - Halter
xDrive 20 i	110	09/08→08/11	←	☐; → 08/10		24.3571-1734.5 240350	ATE Ø 57 - Halter
xDrive 25 i	160	09/08→12/11	→	☐; → 08/10		24.3421-1705.5 240353	ATE Ø 42 - Halter
xDrive 30 i	200	09/08→12/11	→	☐; → 08/10		24.3421-1706.5 240354	ATE Ø 42 - Halter
xDrive 35 d	210	09/08→08/11	←	☐; → 08/10		24.3601-1713.5 240355	ATE Ø 60 - Halter
			←	☐; → 08/10		24.3601-1714.5 240356	ATE Ø 60 - Halter
			→	☐; → 08/10		24.3421-1705.5 240353	ATE Ø 42 - Halter
			→	☐; → 08/10		24.3421-1706.5 240354	ATE Ø 42 - Halter
<b>Halter, Bremssattel</b>							
3.0 sd	210	09/06→08/08	←		2	11.8170-0530.1 260115	ATE
xDrive 35 d	210	09/08→08/11	←	→ 08/10	2	11.8170-0530.1 260115	ATE
<b>Feder, Bremssattel</b>							
2.0 d	110	11/03→08/07	←	08/04→	2	11.8116-0273.1 390515	ATE
			→	08/04→	2	11.8116-0296.1 390445	ATE
2.0 i	110	07/05→08/08	←		2	11.8116-0273.1 390515	ATE
2.5 si	160	09/06→08/08	←		2	11.8116-0273.1 390515	ATE
3.0 d	155	10/04→07/06	→		2	11.8116-0296.1 390445	ATE
3.0 d	160	10/04→07/06	→		2	11.8116-0296.1 390445	ATE
3.0 i xDrive	170	01/04→08/06	→		2	11.8116-0296.1 390445	ATE
3.0 si	200	09/06→08/08	→		2	11.8116-0296.1 390445	ATE
2.5 i	141	01/04→08/06	←	03/04→	2	11.8116-0273.1 390515	ATE
			→	03/04→	2	11.8116-0296.1 390445	ATE
2.5 si xDrive	155	07/06→12/08	←	09/08→	2	11.8116-0273.1 390515	ATE
xDrive 20 d	120	09/07→08/10	←	09/08→	2	11.8116-0273.1 390515	ATE
xDrive 20 d	130	09/07→08/10	→	09/08→	2	11.8116-0296.1 390445	ATE
xDrive 30 d	155	03/06→08/10	→		2	11.8116-0296.1 390445	ATE
xDrive 30 d	160	03/06→08/10	→		2	11.8116-0296.1 390445	ATE
3.0 d	150	01/03→08/05	←	10/03→	2	11.8116-0273.1 390515	ATE
			→	10/03→	2	11.8116-0296.1 390445	ATE
3.0 sd	210	09/06→08/08	←		2	11.8116-0290.2 390520	ATE
			→		2	11.8116-0296.1 390445	ATE
xDrive 18 d	100	04/09→12/11	←	→ 08/10	2	11.8116-0273.1 390515	ATE
↓							

	kw			 	! #		
<b>BMW - X3 (E83) 01/03→12/11</b>							
<b>Feder, Bremssattel</b>							
xDrive 18 d xDrive 20 i xDrive 25 i xDrive 30 i	105 110 160 200	09/08→12/11 09/08→08/11 09/08→12/11 09/08→12/11	➔	→ 08/10	2	11.8116-0296.1 390445	ATE
xDrive 35 d	210	09/08→08/11	➔	→ 08/10	2	11.8116-0290.2 390520	ATE
			➔	→ 08/10	2	11.8116-0296.1 390445	ATE
<b>Führungshülzensatz, Bremssattel</b>							
2.0 d	110	11/03→08/07	➔	08/04→		11.0101-5402.2 260009	ATE
			➔	08/04→		11.0101-5402.2 260009	ATE
2.0 i 2.5 si 3.0 d 3.0 d 3.0 i xDrive 3.0 sd 3.0 si	110 160 155 160 170 210 200	07/05→08/08 09/06→08/08 10/04→07/06 10/04→07/06 01/04→08/06 09/06→08/08 09/06→08/08	➔			11.0101-5402.2 260009	ATE
2.5 i	141	01/04→08/06	➔	03/04→		11.0101-5402.2 260009	ATE
			➔	03/04→		11.0101-5402.2 260009	ATE
2.5 si xDrive xDrive 20 d xDrive 20 d xDrive 30 d xDrive 30 d	155 120 130 155 160	07/06→12/08 09/07→08/10 09/07→08/10 03/06→08/10 03/06→08/10	➔	09/08→		11.0101-5402.2 260009	ATE
			➔	09/08→		11.0101-5402.2 260009	ATE
3.0 d	150	01/03→08/05	➔	10/03→		11.0101-5402.2 260009	ATE
			➔	10/03→		11.0101-5402.2 260009	ATE
xDrive 18 d xDrive 18 d xDrive 20 i xDrive 25 i xDrive 30 i xDrive 35 d	100 105 110 160 200 210	04/09→12/11 09/08→12/11 09/08→08/11 09/08→12/11 09/08→12/11 09/08→08/11	➔	→ 08/10		11.0101-5402.2 260009	ATE
			➔	→ 08/10		11.0101-5402.2 260009	ATE
<b>Führungsbolzen, Bremssattel</b>							
2.0 d	110	11/03→08/07	➔	08/04→		11.8171-0008.1 990049	ATE
			➔	08/04→		11.8171-0008.1 990049	ATE
2.0 i 2.5 si 3.0 d 3.0 d 3.0 i xDrive 3.0 sd 3.0 si	110 160 155 160 170 210 200	07/05→08/08 09/06→08/08 10/04→07/06 10/04→07/06 01/04→08/06 09/06→08/08 09/06→08/08	➔			11.8171-0008.1 990049	ATE
2.5 i	141	01/04→08/06	➔	03/04→		11.8171-0008.1 990049	ATE
			➔	03/04→		11.8171-0008.1 990049	ATE
2.5 si xDrive xDrive 20 d xDrive 20 d xDrive 30 d xDrive 30 d	155 120 130 155 160	07/06→12/08 09/07→08/10 09/07→08/10 03/06→08/10 03/06→08/10	➔	09/08→		11.8171-0008.1 990049	ATE
			➔	09/08→		11.8171-0008.1 990049	ATE
3.0 d	150	01/03→08/05	➔	10/03→		11.8171-0008.1 990049	ATE
			➔	10/03→		11.8171-0008.1 990049	ATE
xDrive 18 d xDrive 18 d xDrive 20 i xDrive 25 i xDrive 30 i xDrive 35 d	100 105 110 160 200 210	04/09→12/11 09/08→12/11 09/08→08/11 09/08→12/11 09/08→12/11 09/08→08/11	➔	→ 08/10		11.8171-0008.1 990049	ATE
			➔	→ 08/10		11.8171-0008.1 990049	ATE
<b>Dichtungssatz, Bremssattel</b>							
3.0 sd	210	09/06→08/08	➔			11.0441-6007.2 250146	ATE
xDrive 35 d	210	09/08→08/11	➔	→ 08/10		11.0441-6007.2 250146	ATE
<b>Bremsschlauch</b>							
2.0 d	110	11/03→08/07	➔	08/04→	2	83.7751-0520.3 331052	L= 520
			➔	08/04→	2	83.7750-0513.3 331051	L= 513
2.0 i 2.5 si 3.0 d 3.0 d 3.0 i xDrive	110 160 155 160 170	07/05→08/08 09/06→08/08 10/04→07/06 10/04→07/06 01/04→08/06	➔		2	83.7751-0520.3 331052	L= 520
↓			➔		2	83.7750-0513.3 331051	L= 513

	kW			 	! #		
<b>BMW - X3 (E83) 01/03→12/11</b>							
 <b>Bremsschlauch</b>							
3.0 si	200	09/06→08/08	←		2	83.7751-0520.3 331052	L= 520
			→		2	83.7750-0513.3 331051	L= 513
2.5 i	141	01/04→08/06	←	03/04→	2	83.7751-0520.3 331052	L= 520
			→	03/04→	2	83.7750-0513.3 331051	L= 513
2.5 si xDrive	155	07/06→12/08	←	09/08→	2	83.7751-0520.3 331052	L= 520
xDrive 20 d	120	09/07→08/10	→	09/08→	2	83.7750-0513.3 331051	L= 513
xDrive 20 d	130	09/07→08/10					
xDrive 30 d	155	03/06→08/10					
xDrive 30 d	160	03/06→08/10					
3.0 d	150	01/03→08/05	←	10/03→	2	83.7751-0520.3 331052	L= 520
			→	10/03→	2	83.7750-0513.3 331051	L= 513
3.0 sd	210	09/06→08/08	←		2	83.7751-0553.3 331103	L= 550
			→		2	83.7750-0513.3 331051	L= 513
xDrive 18 d	100	04/09→12/11	←	→ 08/10	2	83.7751-0520.3 331052	L= 520
xDrive 18 d	105	09/08→12/11	→	→ 08/10	2	83.7750-0513.3 331051	L= 513
xDrive 20 i	110	09/08→08/11					
xDrive 25 i	160	09/08→12/11					
xDrive 30 i	200	09/08→12/11					
xDrive 35 d	210	09/08→08/11	←	→ 08/10	2	83.7751-0553.3 331103	L= 550
			→	→ 08/10	2	83.7750-0513.3 331051	L= 513
<b>BMW - X3 (F25) 09/10→</b>							
 <b>Bremssattel</b>							
sDrive 18 d	100	08/11→	→			24.6242-1703.5 240794	TRW Ø 42 + EMot / - Halter + FSB
sDrive 18 d	105	08/11→					
sDrive 18 d	110	02/14→	→			24.6242-1704.5 240795	TRW Ø 42 + EMot / - Halter + FSB
sDrive 20 i	135	02/14→					
xDrive 20 d	120	09/10→					
xDrive 20 d	135	09/10→					
xDrive 20 d	140	02/14→					
xDrive 20 i	135	09/11→					
xDrive 28 d	134	09/14→					
xDrive 28 i	190	04/11→					
xDrive 30 d	155	05/11→					
xDrive 30 d	183	04/15→					
xDrive 30 d	190	05/11→					
xDrive 30 d	204	06/16→					
xDrive 30 d	210	04/14→					
xDrive 35 d	230	09/11→					
xDrive 35 i	225	09/10→					
sDrive 18 i	125	07/13→	→	 ; 02/14→		24.6242-1703.5 240794	TRW Ø 42 + EMot / - Halter + FSB
			→	 ; 02/14→		24.6242-1704.5 240795	TRW Ø 42 + EMot / - Halter + FSB
xDrive 28 i	180	08/11→	→	 ; 03/12→		24.6242-1703.5 240794	TRW Ø 42 + EMot / - Halter + FSB
			→	 ; 03/12→		24.6242-1704.5 240795	TRW Ø 42 + EMot / - Halter + FSB
<b>BMW - X4 (F26) 05/13→</b>							
 <b>Bremssattel</b>							
M 40 i	265	11/14→	→	 ; 12/15→		24.6242-1703.5 240794	TRW Ø 42 + EMot / - Halter + FSB
			→	 ; 12/15→		24.6242-1704.5 240795	TRW Ø 42 + EMot / - Halter + FSB
xDrive 20 d	120	07/13→	→	 ; 04/14→		24.6242-1703.5 240794	TRW Ø 42 + EMot / - Halter + FSB
xDrive 20 d	140	07/13→					
xDrive 20 i	135	07/13→	→	 ; 04/14→		24.6242-1704.5 240795	TRW Ø 42 + EMot / - Halter + FSB
xDrive 28 i	180	05/13→					
xDrive 30 d	155	06/13→					
xDrive 30 d	190	06/13→					
xDrive 30 d	204	06/13→					
xDrive 30 d	210	06/13→					
xDrive 35 d	230	05/13→					
xDrive 35 i	225	06/13→					
xDrive 30 d	183	06/15→	→			24.6242-1703.5 240794	TRW Ø 42 + EMot / - Halter + FSB
			→			24.6242-1704.5 240795	TRW Ø 42 + EMot / - Halter + FSB









	kW				! #		
<b>BMW - X5 (E53) 05/00→02/07</b>							
<b>Bremssattel</b>							
3.0 d 4.4 i	135 210	05/01→12/03 05/00→12/03	←	☐; → 09/03		24.3601-1713.5 240355	ATE Ø 60 - Halter
			←	☐; → 09/03		24.3601-1714.5 240356	ATE Ø 60 - Halter
			→	☐; → 09/03		11.9421-9963.2 220465	ATE Ø 42 - Halter
			→	☐; → 09/03		24.3421-9964.5 240670	ATE Ø 42 - Halter
3.0 d	155	09/03→12/06	←	☐; 11/05→		24.3601-1713.5 240355	ATE Ø 60 - Halter
			←	☐; 10/03→ 10/05		24.3601-1713.5 240355	ATE Ø 60 - Halter
			←	☐; 10/03→ 10/05		24.3601-1714.5 240356	ATE Ø 60 - Halter
			←	☐; 11/05→		24.3601-1714.5 240356	ATE Ø 60 - Halter
			→	☐; 10/03→		11.9421-9963.2 220465	ATE Ø 42 - Halter
			→	☐; 10/03→		24.3421-9964.5 240670	ATE Ø 42 - Halter
3.0 d 3.0 i 3.0 i	160 163 170	12/03→12/06 05/00→12/06 05/00→12/06	←	☐; 11/05→		24.3601-1713.5 240355	ATE Ø 60 - Halter
			←	☐; → 10/05		24.3601-1713.5 240355	ATE Ø 60 - Halter
			←	☐; 11/05→		24.3601-1714.5 240356	ATE Ø 60 - Halter
			←	☐; → 10/05		24.3601-1714.5 240356	ATE Ø 60 - Halter
			→	☐		11.9421-9963.2 220465	ATE Ø 42 - Halter
			→	☐		24.3421-9964.5 240670	ATE Ø 42 - Halter
4.4 i	235	12/03→09/06	←	☐; → 10/05; nicht für Sonderfahrzeuge		24.3601-1713.5 240355	ATE Ø 60 - Halter
			←	☐; 11/05→; nicht für Sonderfahrzeuge		24.3601-1713.5 240355	ATE Ø 60 - Halter
			←	☐; 11/05→; nicht für Sonderfahrzeuge		24.3601-1714.5 240356	ATE Ø 60 - Halter
			←	☐; → 10/05; nicht für Sonderfahrzeuge		24.3601-1714.5 240356	ATE Ø 60 - Halter
			→	☐		11.9421-9937.2 220909	ATE Ø 42 - Halter
			→	☐		24.3421-9937.5 240563	Ø 42 - Halter
			→	☐		11.9421-9938.2 220910	ATE Ø 42 - Halter
			→	☐		24.3421-9938.5 240564	Ø 42 - Halter
4.6 is	255	02/02→12/03	→	☐; → 09/03		11.9421-9937.2 220909	ATE Ø 42 - Halter
			→	☐; → 09/03		24.3421-9937.5 240563	Ø 42 - Halter
			→	☐; → 09/03		11.9421-9938.2 220910	ATE Ø 42 - Halter
			→	☐; → 09/03		24.3421-9938.5 240564	Ø 42 - Halter
4.8 is	265	04/04→09/06	→	☐		11.9421-9937.2 220909	ATE Ø 42 - Halter
			→	☐		24.3421-9937.5 240563	Ø 42 - Halter
			→	☐		11.9421-9938.2 220910	ATE Ø 42 - Halter
			→	☐		24.3421-9938.5 240564	Ø 42 - Halter
<b>Bremssattelhaltersatz</b>							
3.0 d 4.4 i	135 210	05/01→12/03 05/00→12/03	→	→ 09/03	2	11.0230-0119.2 260089	ATE
3.0 d	155	09/03→12/06	→	10/03→	2	11.0230-0119.2 260089	ATE
3.0 d 3.0 i 3.0 i	160 163 170	12/03→12/06 05/00→12/06 05/00→12/06	→		2	11.0230-0119.2 260089	ATE
<b>Halter, Bremssattel</b>							
3.0 d 4.4 i	135 210	05/01→12/03 05/00→12/03	←	→ 09/03		11.8170-0530.1 260115	ATE
3.0 d	155	09/03→12/06	←	10/03→ 10/05		11.8170-0530.1 260115	ATE
			←	11/05→		11.8170-0530.1 260115	ATE
3.0 d 3.0 i 3.0 i	160 163 170	12/03→12/06 05/00→12/06 05/00→12/06	←	11/05→		11.8170-0530.1 260115	ATE
			←	→ 10/05		11.8170-0530.1 260115	ATE
4.4 i	235	12/03→09/06	←	11/05→; nicht für Sonderfahrzeuge		11.8170-0530.1 260115	ATE
			←	→ 10/05; nicht für Sonderfahrzeuge		11.8170-0530.1 260115	ATE
<b>Feder, Bremssattel</b>							
3.0 d 4.4 i	135 210	05/01→12/03 05/00→12/03	←	→ 09/03	2	11.8116-0290.2 390520	ATE
			→	→ 09/03	2	11.8116-0296.1 390445	ATE
3.0 d	155	09/03→12/06	←	11/05→	2	11.8116-0290.2 390520	ATE
			←	10/03→ 10/05	2	11.8116-0290.2 390520	ATE
			→	10/03→	2	11.8116-0296.1 390445	ATE
3.0 d 3.0 i ↓	160 163	12/03→12/06 05/00→12/06	←	11/05→	2	11.8116-0290.2 390520	ATE







	kW			 	! #		
<b>BMW - X5 (E53) 05/00→02/07</b>							
<b>Feder, Bremssattel</b>							
3.0 i	170	05/00→12/06	←	→ 10/05	2	11.8116-0290.2 390520	ATE
			→		2	11.8116-0296.1 390445	ATE
4.4 i	235	12/03→09/06	←	11/05→; nicht für Sonderfahrzeuge	2	11.8116-0290.2 390520	ATE
			←	→ 10/05; nicht für Sonderfahrzeuge	2	11.8116-0290.2 390520	ATE
			←	für Sonderfahrzeuge	2	11.8116-0334.2 390475	ATE
			→		2	11.8116-0296.1 390445	ATE
4.6 is	255	02/02→12/03	←	→ 09/03	2	11.8116-0334.2 390475	ATE
			→	→ 09/03	2	11.8116-0296.1 390445	ATE
4.8 is	265	04/04→09/06	←		2	11.8116-0334.2 390475	ATE
			→		2	11.8116-0296.1 390445	ATE
<b>Führungshülzensatz, Bremssattel</b>							
3.0 d	135	05/01→12/03	←	→ 09/03		11.0101-5402.2 260009	ATE
4.4 i	210	05/00→12/03	→	→ 09/03		11.0101-5402.2 260009	ATE
3.0 d	155	09/03→12/06	←	10/03→ 10/05		11.0101-5402.2 260009	ATE
			←	11/05→		11.0101-5402.2 260009	ATE
			→	10/03→		11.0101-5402.2 260009	ATE
3.0 d	160	12/03→12/06	←	11/05→		11.0101-5402.2 260009	ATE
3.0 i	163	05/00→12/06	←	→ 10/05		11.0101-5402.2 260009	ATE
3.0 i	170	05/00→12/06	→			11.0101-5402.2 260009	ATE
4.4 i	235	12/03→09/06	←	11/05→; nicht für Sonderfahrzeuge		11.0101-5402.2 260009	ATE
			←	→ 10/05; nicht für Sonderfahrzeuge		11.0101-5402.2 260009	ATE
			←	für Sonderfahrzeuge		11.0101-5706.2 260097	ATE
			→			11.0101-5402.2 260009	ATE
4.6 is	255	02/02→12/03	←	→ 09/03		11.0101-5706.2 260097	ATE
			→	→ 09/03		11.0101-5402.2 260009	ATE
4.8 is	265	04/04→09/06	←			11.0101-5706.2 260097	ATE
			→			11.0101-5402.2 260009	ATE
<b>Führungsbolzen, Bremssattel</b>							
3.0 d	135	05/01→12/03	←	→ 09/03		11.8171-0008.1 990049	ATE
4.4 i	210	05/00→12/03	→	→ 09/03		11.8171-0008.1 990049	ATE
3.0 d	155	09/03→12/06	←	10/03→ 10/05		11.8171-0008.1 990049	ATE
			←	11/05→		11.8171-0008.1 990049	ATE
			→	10/03→		11.8171-0008.1 990049	ATE
3.0 d	160	12/03→12/06	←	→ 10/05		11.8171-0008.1 990049	ATE
3.0 i	163	05/00→12/06	←	11/05→		11.8171-0008.1 990049	ATE
3.0 i	170	05/00→12/06	→			11.8171-0008.1 990049	ATE
4.4 i	235	12/03→09/06	←	→ 10/05; nicht für Sonderfahrzeuge		11.8171-0008.1 990049	ATE
			←	11/05→; nicht für Sonderfahrzeuge		11.8171-0008.1 990049	ATE
			←	für Sonderfahrzeuge		11.8171-0067.1 250153	ATE
			→			11.8171-0008.1 990049	ATE
4.6 is	255	02/02→12/03	←	→ 09/03		11.8171-0067.1 250153	ATE
			→	→ 09/03		11.8171-0008.1 990049	ATE
4.8 is	265	04/04→09/06	←			11.8171-0067.1 250153	ATE
			→			11.8171-0008.1 990049	ATE
<b>Dichtungssatz, Bremssattel</b>							
3.0 d	135	05/01→12/03	←	→ 09/03		11.0441-6003.2 250037	
4.4 i	210	05/00→12/03	→			11.0441-6003.2 250037	
3.0 d	155	09/03→12/06	←	10/03→ 10/05		11.0441-6003.2 250037	
			←	11/05→		11.0441-6007.2 250146	ATE
3.0 d	160	12/03→12/06	←	→ 10/05		11.0441-6003.2 250037	
3.0 i	163	05/00→12/06	←	11/05→		11.0441-6007.2 250146	ATE
3.0 i	170	05/00→12/06	→			11.0441-6007.2 250146	ATE
4.4 i	235	12/03→09/06	←	→ 10/05; nicht für Sonderfahrzeuge		11.0441-6003.2 250037	
↓							

	kW			 	! #		
<b>BMW - X5 (E53) 05/00→02/07</b>							
<b>Dichtungssatz, Bremssattel</b>							
4.4 i	235	12/03→09/06	←	11/05→; nicht für Sonderfahrzeuge		11.0441-6007.2 250146	ATE
<b>Bremsschlauch</b>							
3.0 d	135	05/01→12/03	←	→ 09/03	2	24.5169-0480.3 331508	L= 480
4.4 i	210	05/00→12/03	→	☐; → 09/03		24.5157-0272.3 331304	L1= 272 L2= 160 mit Rohrleitung
4.6 is	255	02/02→12/03	→	☐; → 09/03		24.5157-0273.3 331305	L1= 272 L2= 160 mit Rohrleitung
3.0 d	155	09/03→12/06	←	10/03→	2	24.5169-0480.3 331508	L= 480
			→	☐; 10/03→		24.5157-0272.3 331304	L1= 272 L2= 160 mit Rohrleitung
			→	☐; 10/03→		24.5157-0273.3 331305	L1= 272 L2= 160 mit Rohrleitung
3.0 d	160	12/03→12/06	←		2	24.5169-0480.3 331508	L= 480
3.0 i	163	05/00→12/06	→	☐		24.5157-0272.3 331304	L1= 272 L2= 160 mit Rohrleitung
3.0 i	170	05/00→12/06	→	☐		24.5157-0273.3 331305	L1= 272 L2= 160 mit Rohrleitung
4.4 i	235	12/03→09/06	→	☐		24.5157-0273.3 331305	L1= 272 L2= 160 mit Rohrleitung
4.8 is	265	04/04→09/06	→	☐		24.5157-0273.3 331305	L1= 272 L2= 160 mit Rohrleitung
<b>BMW - X5 (E70) 02/06→06/13</b>							
<b>Feder, Bremssattel</b>							
3.0 d	155	02/07→09/08			2	11.8116-0330.1 390472	ATE
3.0 d	173	02/07→09/08					
3.0 sd	210	09/07→02/09					
4.8 i xDrive	261	02/07→09/08					
xDrive 30 d	155	09/08→06/13					
xDrive 30 d	173	09/08→06/13					
xDrive 30 d	180	09/10→06/13					
xDrive 30 i	171	09/08→12/10					
xDrive 30 i	200	09/08→03/10					
xDrive 35 d	210	09/08→06/13					
xDrive 35 i	225	09/10→06/13					
xDrive 35 i	235	02/12→06/13					
xDrive 40 d	225	09/10→06/13					
xDrive 40 i	225	01/12→06/13					
xDrive 48 i	261	09/08→06/13					
xDrive 50 i	300	06/10→06/13					
3.0 si	200	02/06→09/08		01/07→	2	11.8116-0330.1 390472	ATE
M 50 d	280	08/11→06/13		06/12→	2	11.8116-0330.1 390472	ATE
<b>Führungshülensatz, Bremssattel</b>							
3.0 d	155	02/07→09/08	←			11.0101-5402.2 260009	ATE
3.0 d	173	02/07→09/08	→			11.0101-5402.2 260009	ATE
xDrive 30 d	155	09/08→06/13	→			11.0101-5402.2 260009	ATE
xDrive 30 d	173	09/08→06/13	→			11.0101-5402.2 260009	ATE
xDrive 30 d	180	09/10→06/13	→			11.0101-5402.2 260009	ATE
xDrive 30 i	171	09/08→12/10	→			11.0101-5402.2 260009	ATE
xDrive 30 i	200	09/08→03/10	→			11.0101-5402.2 260009	ATE
xDrive 35 d	210	09/08→06/13	→			11.0101-5402.2 260009	ATE
xDrive 35 i	225	09/10→06/13	→			11.0101-5402.2 260009	ATE
xDrive 35 i	235	02/12→06/13	→			11.0101-5402.2 260009	ATE
xDrive 40 d	225	09/10→06/13	→			11.0101-5402.2 260009	ATE
xDrive 40 i	225	01/12→06/13	→			11.0101-5402.2 260009	ATE
3.0 sd	210	09/07→02/09	←	10/08→		11.0101-5402.2 260009	ATE
			←	→ 09/08		11.0101-7003.2 260124	ATE
			→			11.0101-5402.2 260009	ATE
3.0 si	200	02/06→09/08	←	01/07→		11.0101-5402.2 260009	ATE
			→	01/07→		11.0101-5402.2 260009	ATE
4.8 i xDrive	261	02/07→09/08	←			11.0101-5402.2 260009	ATE
xDrive 48 i	261	09/08→06/13	→			11.0101-7003.2 260124	ATE
			→			11.0101-5402.2 260009	ATE
M 50 d	280	08/11→06/13	→	06/12→		11.0101-5402.2 260009	ATE
xDrive 50 i	300	06/10→06/13	←	für gepanzerte Fahrzeuge		11.0101-7003.2 260124	ATE
			→			11.0101-5402.2 260009	ATE
<b>Führungsbolzen, Bremssattel</b>							
3.0 d	155	02/07→09/08				11.8171-0008.1 990049	ATE
3.0 d	173	02/07→09/08					
xDrive 30 d	155	09/08→06/13					
xDrive 30 d	173	09/08→06/13					
xDrive 30 d	180	09/10→06/13					
xDrive 30 i	171	09/08→12/10					
xDrive 30 i	200	09/08→03/10					
xDrive 35 d	210	09/08→06/13					
xDrive 35 i	225	09/10→06/13					



















	kW			 	! #		
<b>BMW - X5 (E70) 02/06→06/13</b>							
<b>Führungsbolzen, Bremssattel</b>							
xDrive 35 i	235	02/12→06/13				11.8171-0008.1	990049 ATE
xDrive 40 d	225	09/10→06/13					
xDrive 40 i	225	01/12→06/13					
3.0 sd	210	09/07→02/09		10/08→		11.8171-0008.1	990049 ATE
						11.8171-0008.1	990049 ATE
				→ 09/08		11.8171-0096.1	250155 ATE
3.0 si	200	02/06→09/08		01/07→		11.8171-0008.1	990049 ATE
4.8 i xDrive xDrive 48 i	261	02/07→09/08 09/08→06/13				11.8171-0008.1	990049 ATE
						11.8171-0096.1	250155 ATE
M 50 d	280	08/11→06/13		06/12→		11.8171-0008.1	990049 ATE
xDrive 50 i	300	06/10→06/13				11.8171-0008.1	990049 ATE
				für gepanzerte Fahrzeuge		11.8171-0096.1	250155 ATE
<b>Dichtungssatz, Bremssattel</b>							
3.0 d	155	02/07→09/08	←			11.0441-6008.2	250038 ATE für Kolben-Ø [mm]: 60
3.0 d	173	02/07→09/08					
4.8 i xDrive	261	02/07→09/08					
xDrive 30 d	155	09/08→06/13					
xDrive 30 d	173	09/08→06/13					
xDrive 30 d	180	09/10→06/13					
xDrive 30 i	171	09/08→12/10					
xDrive 30 i	200	09/08→03/10					
xDrive 35 d	210	09/08→06/13					
xDrive 35 i	225	09/10→06/13					
xDrive 35 i	235	02/12→06/13					
xDrive 40 d	225	09/10→06/13					
xDrive 40 i	225	01/12→06/13					
xDrive 48 i	261	09/08→06/13					
3.0 sd	210	09/07→02/09	←	10/08→		11.0441-6008.2	250038 ATE für Kolben-Ø [mm]: 60
3.0 si	200	02/06→09/08	←	01/07→		11.0441-6008.2	250038 ATE für Kolben-Ø [mm]: 60
<b> Bremsschlauch</b>							
3.0 d	155	02/07→09/08	←		2	83.6151-0602.3	330893 L= 600
3.0 d	173	02/07→09/08	→	am Bremssattel; 05/07→	2	83.6150-0436.3	330890 L= 435
4.8 i xDrive	261	02/07→09/08	→	am Bremssattel; → 04/07	2	83.6150-0436.3	330890 L= 435
			→	→ 04/07	2	83.6255-0200.3	330896 L= 200
			→	☐; 05/07→		83.7827-0245.3	331113 L= 245
			→	☐; 05/07→		83.7850-0205.3	331115 L= 205
			→				
3.0 sd	210	09/07→02/09	←	→ 09/08	2	83.6151-0602.3	330893 L= 600
			→	am Bremssattel; → 09/08	2	83.6150-0436.3	330890 L= 435
			→	☐; → 09/08		83.7827-0245.3	331113 L= 245
			→	☐; → 09/08		83.7850-0205.3	331115 L= 205
3.0 si	200	02/06→09/08	←	01/07→	2	83.6151-0602.3	330893 L= 600
			→	am Bremssattel; 01/07→ 04/07	2	83.6150-0436.3	330890 L= 435
			→	am Bremssattel; 05/07→	2	83.6150-0436.3	330890 L= 435
			→	01/07→ 04/07	2	83.6255-0200.3	330896 L= 200
			→	☐; 05/07→		83.7827-0245.3	331113 L= 245
			→	☐; 05/07→		83.7850-0205.3	331115 L= 205
M xDrive 30 d xDrive 30 d xDrive 30 d xDrive 30 i xDrive 30 i xDrive 35 d xDrive 35 i xDrive 35 i xDrive 40 d xDrive 40 i xDrive 48 i xDrive 50 i	408 155 173 180 171 200 210 225 235 225 225 261 300	09/09→06/13 09/08→06/13 09/08→06/13 09/10→06/13 09/08→12/10 09/08→03/10 09/08→06/13 09/10→06/13 02/12→06/13 09/10→06/13 01/12→06/13 09/08→06/13 06/10→06/13	←		2	83.6151-0602.3	330893 L= 600
			→	am Bremssattel	2	83.6150-0436.3	330890 L= 435
			→	☐		83.7827-0245.3	331113 L= 245
			→	☐		83.7850-0205.3	331115 L= 205
M 50 d	280	08/11→06/13	←	06/12→	2	83.6151-0602.3	330893 L= 600
			→	am Bremssattel; 06/12→	2	83.6150-0436.3	330890 L= 435
			→	☐; 06/12→		83.7827-0245.3	331113 L= 245
			→	☐; 06/12→		83.7850-0205.3	331115 L= 205

	kW				! #		
<b>BMW - X5 (F15, F85) 06/12→</b>							
<b>Feder, Bremssattel</b>							
M 50 d	280	07/13→		08/13→	2	11.8116-0008.2 390603	ATE
xDrive 50 i	330	07/13→				11.8116-0330.1 390472	ATE
sDrive 25 d	155	11/13→			2	11.8116-0330.1 390472	ATE
sDrive 25 d	160	11/13→					
sDrive 25 d	170	07/15→					
xDrive 25 d	155	11/13→					
xDrive 25 d	160	11/13→					
xDrive 25 d	170	07/15→					
xDrive 25 d	160	06/15→					
xDrive 30 d	183	04/15→					
xDrive 30 d	204	11/13→					
xDrive 35 i	225	11/13→					
xDrive 35 i	240	11/13→					
xDrive 40 d	230	12/13→					
xDrive 40e	155	09/15→					
xDrive 40e	180	09/15→					
xDrive 40e	205	09/15→					
xDrive 40e	230	09/15→					
xDrive 30 d	190	07/13→		08/13→	2	11.8116-0330.1 390472	ATE
xDrive 30 d	210	07/13→					
<b>Führungshülzensatz, Bremssattel</b>							
M 50 d	280	07/13→	←	08/13→		11.0101-7003.2 260124	ATE
xDrive 50 i	330	07/13→					
sDrive 25 d	155	11/13→	←			11.0101-5402.2 260009	ATE
sDrive 25 d	160	11/13→					
sDrive 25 d	170	07/15→	→			11.0101-5402.2 260009	ATE
xDrive 25 d	155	11/13→					
xDrive 25 d	160	11/13→					
xDrive 25 d	170	07/15→					
xDrive 25 d	160	06/15→					
xDrive 30 d	183	04/15→					
xDrive 30 d	204	11/13→					
xDrive 40e	155	09/15→					
xDrive 40e	180	09/15→					
xDrive 40e	205	09/15→					
xDrive 40e	230	09/15→					
xDrive 30 d	190	07/13→	←	08/13→		11.0101-5402.2 260009	ATE
xDrive 30 d	210	07/13→	→	08/13→		11.0101-5402.2 260009	ATE
xDrive 35 i	225	11/13→	←			11.0101-5402.2 260009	ATE
xDrive 35 i	240	11/13→					
xDrive 40 d	230	12/13→					
<b>Führungsbolzen, Bremssattel</b>							
M 50 d	280	07/13→		08/13→		11.8171-0008.1 990049	ATE
xDrive 50 i	330	07/13→				11.8171-0096.1 250155	ATE
sDrive 25 d	155	11/13→				11.8171-0008.1 990049	ATE
sDrive 25 d	160	11/13→					
sDrive 25 d	170	07/15→					
xDrive 25 d	155	11/13→					
xDrive 25 d	160	11/13→					
xDrive 25 d	170	07/15→					
xDrive 25 d	160	06/15→					
xDrive 30 d	183	04/15→					
xDrive 30 d	204	11/13→					
xDrive 35 i	225	11/13→					
xDrive 35 i	240	11/13→					
xDrive 40 d	230	12/13→					
xDrive 40e	155	09/15→					
xDrive 40e	180	09/15→					
xDrive 40e	205	09/15→					
xDrive 40e	230	09/15→					
xDrive 30 d	190	07/13→		08/13→		11.8171-0008.1 990049	ATE
xDrive 30 d	210	07/13→					
<b>Dichtungssatz, Bremssattel</b>							
M 50 d	280	07/13→	←	08/13→		11.0441-6008.2 250038	ATE für Kolben-Ø [mm]: 60
xDrive 30 d	190	07/13→					
xDrive 30 d	210	07/13→					
xDrive 50 i	330	07/13→					
sDrive 25 d	155	11/13→	←			11.0441-6008.2 250038	ATE für Kolben-Ø [mm]: 60
sDrive 25 d	160	11/13→					
sDrive 25 d	170	07/15→					
xDrive 25 d	155	11/13→					
xDrive 25 d	160	11/13→					
xDrive 25 d	170	07/15→					
xDrive 25 d	160	06/15→					
xDrive 30 d	183	04/15→					
xDrive 30 d	204	11/13→					
↓							



	kW			 	! #		
<b>BMW - X5 (F15, F85) 06/12→</b>							
<b>Dichtungssatz, Bremssattel</b>							
xDrive 35 i	225	11/13→	←			11.0441-6008.2 250038	ATE für Kolben-Ø [mm]: 60
xDrive 35 i	240	11/13→					
xDrive 40 d	230	12/13→					
xDrive 40e	155	09/15→					
xDrive 40e	180	09/15→					
xDrive 40e	205	09/15→					
xDrive 40e	230	09/15→					
<b>Bremsschlauch</b>							
xDrive 40e	155	09/15→	→	☐		83.7827-0245.3 331113	L= 245
xDrive 40e	180	09/15→	→	☐		83.7850-0205.3 331115	L= 205
xDrive 40e	205	09/15→					
xDrive 40e	230	09/15→					
<b>BMW - X6 (E71, E72) 06/07→06/14</b>							
<b>Feder, Bremssattel</b>							
ActiveHybrid	300	01/09→10/11		10/10→	2	11.8116-0330.1 390472	ATE
ActiveHybrid	357	01/09→10/11					
xDrive 40 d	225	07/09→06/14					
M 50 d	280	08/11→06/14		06/12→	2	11.8116-0330.1 390472	ATE
xDrive 30 d	155	07/09→06/14			2	11.8116-0330.1 390472	ATE
xDrive 30 d	173	09/07→03/10		09/08→	2	11.8116-0330.1 390472	ATE
xDrive 30 d	180	04/09→06/14		09/10→	2	11.8116-0330.1 390472	ATE
xDrive 35 d	210	06/07→03/10		09/08→ 09/09	2	11.8116-0330.1 390472	ATE
xDrive 35 i	225	06/07→03/10					
xDrive 35 i	240	06/07→03/10		10/09→	2	11.8116-0330.1 390472	ATE
xDrive 50 i	300	10/07→06/14					
xDrive 50 i	330	10/07→06/14					
xDrive 35 i	235	07/09→06/14		→ 09/09	2	11.8116-0330.1 390472	ATE
				10/09→	2	11.8116-0330.1 390472	ATE
<b>Führungshülzensatz, Bremssattel</b>							
ActiveHybrid	300	01/09→10/11	←	10/10→		11.0101-7003.2 260124	ATE
ActiveHybrid	357	01/09→10/11	→	10/10→		11.0101-5402.2 260009	ATE
M 50 d	280	08/11→06/14	←	06/12→		11.0101-7003.2 260124	ATE
			→	06/12→		11.0101-5402.2 260009	ATE
xDrive 30 d	155	07/09→06/14	←			11.0101-5402.2 260009	ATE
			→			11.0101-5402.2 260009	ATE
xDrive 30 d	173	09/07→03/10	←	11/08→		11.0101-5402.2 260009	ATE
			←	09/08→ 10/08		11.0101-7003.2 260124	ATE
			→	09/08→		11.0101-5402.2 260009	ATE
xDrive 30 d	180	04/09→06/14	←	09/10→		11.0101-5402.2 260009	ATE
			→	09/10→		11.0101-5402.2 260009	ATE
xDrive 35 d	210	06/07→03/10	←	11/08→		11.0101-5402.2 260009	ATE
xDrive 35 i	225	06/07→03/10	←	09/08→ 10/08		11.0101-7003.2 260124	ATE
xDrive 35 i	240	06/07→03/10	←	09/08→ 09/09		11.0101-5402.2 260009	ATE
			→	10/09→		11.0101-5402.2 260009	ATE
xDrive 35 i	235	07/09→06/14	←			11.0101-5402.2 260009	ATE
			→	→ 09/09		11.0101-5402.2 260009	ATE
			→	10/09→		11.0101-5402.2 260009	ATE
xDrive 40 d	225	07/09→06/14	←	10/10→		11.0101-5402.2 260009	ATE
			→	10/10→		11.0101-5402.2 260009	ATE
xDrive 50 i	300	10/07→06/14	←	09/08→		11.0101-7003.2 260124	ATE
xDrive 50 i	330	10/07→06/14	→	09/08→ 09/09		11.0101-5402.2 260009	ATE
			→	10/09→		11.0101-5402.2 260009	ATE
<b>Führungsbolzen, Bremssattel</b>							
ActiveHybrid	300	01/09→10/11		10/10→		11.8171-0008.1 990049	ATE
ActiveHybrid	357	01/09→10/11				11.8171-0096.1 250155	ATE
M 50 d	280	08/11→06/14		06/12→		11.8171-0008.1 990049	ATE
						11.8171-0096.1 250155	ATE
xDrive 30 d	155	07/09→06/14				11.8171-0008.1 990049	ATE
xDrive 30 d	173	09/07→03/10		11/08→		11.8171-0008.1 990049	ATE
↓							

	kW			 	! #		
<b>BMW - X6 (E71, E72) 06/07→06/14</b>							
<b>Führungsbolzen, Bremsattel</b>							
xDrive 30 d	173	09/07→03/10		09/08→		11.8171-0008.1 990049	ATE
				09/08→ 10/08		11.8171-0096.1 250155	ATE
xDrive 30 d	180	04/09→06/14		09/10→		11.8171-0008.1 990049	ATE
xDrive 35 d	210	06/07→03/10		10/09→		11.8171-0008.1 990049	ATE
xDrive 35 i	225	06/07→03/10		11/08→		11.8171-0008.1 990049	ATE
xDrive 35 i	240	06/07→03/10		09/08→ 09/09		11.8171-0008.1 990049	ATE
				09/08→ 10/08		11.8171-0096.1 250155	ATE
xDrive 35 i	235	07/09→06/14		10/09→		11.8171-0008.1 990049	ATE
				→ 09/09		11.8171-0008.1 990049	ATE
						11.8171-0008.1 990049	ATE
xDrive 40 d	225	07/09→06/14		10/10→		11.8171-0008.1 990049	ATE
xDrive 50 i	300	10/07→06/14		10/09→		11.8171-0008.1 990049	ATE
xDrive 50 i	330	10/07→06/14		09/08→ 09/09		11.8171-0008.1 990049	ATE
				09/08→		11.8171-0096.1 250155	ATE
<b>Dichtungssatz, Bremsattel</b>							
ActiveHybrid	300	01/09→10/11	←	10/10→		11.0441-6008.2 250038	ATE für Kolben-Ø [mm]: 60
ActiveHybrid	357	01/09→10/11					
xDrive 40 d	225	07/09→06/14					
M 50 d	280	08/11→06/14	←	06/12→		11.0441-6008.2 250038	ATE für Kolben-Ø [mm]: 60
xDrive 30 d	155	07/09→06/14	←			11.0441-6008.2 250038	ATE für Kolben-Ø [mm]: 60
xDrive 35 i	235	07/09→06/14	←				
xDrive 30 d	173	09/07→03/10	←	11/08→		11.0441-6008.2 250038	ATE für Kolben-Ø [mm]: 60
xDrive 35 d	210	06/07→03/10					
xDrive 35 i	225	06/07→03/10					
xDrive 35 i	240	06/07→03/10					
xDrive 30 d	180	04/09→06/14	←	09/10→		11.0441-6008.2 250038	ATE für Kolben-Ø [mm]: 60
xDrive 50 i	300	10/07→06/14	←	09/08→		11.0441-6008.2 250038	ATE für Kolben-Ø [mm]: 60
xDrive 50 i	330	10/07→06/14					
<b>Bremsschlauch</b>							
ActiveHybrid	300	01/09→10/11	←	10/10→	2	83.6151-0602.3 330893	L= 600
ActiveHybrid	357	01/09→10/11	→	am Bremsattel; 10/10→	2	83.6150-0436.3 330890	L= 435
xDrive 40 d	225	07/09→06/14	→	☐; 10/10→		83.7827-0245.3 331113	L= 245
			→	☐; 10/10→		83.7850-0205.3 331115	L= 205
M	408	07/08→06/14	←	09/09→	2	83.6151-0602.3 330893	L= 600
			→	am Bremsattel; 09/09→	2	83.6150-0436.3 330890	L= 435
			→	☐; 09/09→		83.7827-0245.3 331113	L= 245
			→	☐; 09/09→		83.7850-0205.3 331115	L= 205
M 50 d	280	08/11→06/14	←	06/12→	2	83.6151-0602.3 330893	L= 600
			→	am Bremsattel; 06/12→	2	83.6150-0436.3 330890	L= 435
			→	☐; 06/12→		83.7827-0245.3 331113	L= 245
			→	☐; 06/12→		83.7850-0205.3 331115	L= 205
xDrive 30 d	155	07/09→06/14	←		2	83.6151-0602.3 330893	L= 600
xDrive 35 i	235	07/09→06/14	→	am Bremsattel	2	83.6150-0436.3 330890	L= 435
			→	☐		83.7827-0245.3 331113	L= 245
			→	☐		83.7850-0205.3 331115	L= 205
xDrive 30 d	173	09/07→03/10	←	09/08→	2	83.6151-0602.3 330893	L= 600
xDrive 35 d	210	06/07→03/10	→	am Bremsattel; 09/08→	2	83.6150-0436.3 330890	L= 435
xDrive 35 i	225	06/07→03/10	→	☐; 09/08→		83.7827-0245.3 331113	L= 245
xDrive 35 i	240	06/07→03/10	→	☐; 09/08→		83.7850-0205.3 331115	L= 205
xDrive 50 i	300	10/07→06/14	→	☐; 09/08→		83.7850-0205.3 331115	L= 205
xDrive 50 i	330	10/07→06/14	→	☐; 09/08→			
xDrive 30 d	180	04/09→06/14	←	09/10→	2	83.6151-0602.3 330893	L= 600
			→	am Bremsattel; 09/10→	2	83.6150-0436.3 330890	L= 435
			→	☐; 09/10→		83.7827-0245.3 331113	L= 245
			→	☐; 09/10→		83.7850-0205.3 331115	L= 205
<b>BMW - X6 (F16, F86) 08/14→</b>							
<b>Feder, Bremsattel</b>							
M 50 d	280	08/14→			2	11.8116-0008.2 390603	ATE
xDrive 50 i	330	08/14→				11.8116-0330.1 390472	ATE
↓							

**BMW - X6 (F16, F86) 08/14→**

**Feder, Bremssattel**

xDrive 30 d	155	08/14→			2	11.8116-0330.1	390472	ATE
xDrive 30 d	183	12/15→						
xDrive 30 d	190	08/14→						
xDrive 30 d	204	02/15→						
xDrive 35 i	225	12/14→						
xDrive 35 i	240	02/15→						
xDrive 40 d	230	12/14→						

**Führungshülzensatz, Bremssattel**

M 50 d	280	08/14→	←			11.0101-7003.2	260124	ATE
xDrive 50 i	330	08/14→	→			11.0101-5402.2	260009	ATE
xDrive 30 d	155	08/14→	←			11.0101-5402.2	260009	ATE
xDrive 30 d	183	12/15→						
xDrive 30 d	190	08/14→	→			11.0101-5402.2	260009	ATE
xDrive 30 d	204	02/15→						
xDrive 35 i	225	12/14→						
xDrive 35 i	240	02/15→						
xDrive 40 d	230	12/14→						

**Dichtungssatz, Bremssattel**

M 50 d	280	08/14→	←			11.0441-6008.2	250038	ATE für Kolben-Ø [mm]: 60
xDrive 30 d	155	08/14→						
xDrive 30 d	183	12/15→						
xDrive 30 d	190	08/14→						
xDrive 30 d	204	02/15→						
xDrive 35 i	225	12/14→						
xDrive 35 i	240	02/15→						
xDrive 40 d	230	12/14→						
xDrive 50 i	330	08/14→						

**BMW - Z3 Coupe (E36) 04/97→06/03**

**Bremssattel**
































2.8 i	142	07/97→06/00	←	☐		11.9541-9588.2	220420	ATE Ø 54 - Halter
			←	☐		24.3541-9587.5	240527	ATE Ø 54 - Halter
			←	☐		24.3541-9588.5	240528	ATE Ø 54 - Halter
			→	☐		11.3361-8505.2	220024	ATE Ø 36 - Halter
			→	☐		24.3361-8506.5	240634	ATE Ø 36 - Halter
3.0 i	170	06/00→06/03	←	☐; → 12/02		11.9541-9588.2	220420	ATE Ø 54 - Halter
			←	☐; → 12/02		24.3541-9587.5	240527	ATE Ø 54 - Halter
			←	☐; → 12/02		24.3541-9588.5	240528	ATE Ø 54 - Halter
			→	☐; → 12/02		11.3361-8505.2	220024	ATE Ø 36 - Halter
			→	☐; → 12/02		24.3361-8506.5	240634	ATE Ø 36 - Halter
M	236	02/98→06/01	←	☐		11.3601-8515.2	220323	ATE Ø 60 - Halter
			←	☐		11.3601-8516.2	220324	ATE Ø 60 - Halter
			→	☐		11.9401-9959.2	220833	ATE Ø 40 - Halter
			→	☐		11.9401-9960.2	220834	ATE Ø 40 - Halter
M	239	06/01→06/03	←	☐; → 12/02		11.3601-8515.2	220323	ATE Ø 60 - Halter
			←	☐; → 12/02		11.3601-8516.2	220324	ATE Ø 60 - Halter
			→	☐; → 12/02		11.9401-9959.2	220833	ATE Ø 40 - Halter
			→	☐; → 12/02		11.9401-9960.2	220834	ATE Ø 40 - Halter

**Halter, Bremssattel**








2.8 i	142	07/97→06/00	←		2	11.8170-0729.1	260107	ATE
3.0 i	170	06/00→06/03	←	→ 12/02	2	11.8170-0730.1	260108	ATE








**Feder, Bremssattel**

2.8 i	142	07/97→06/00			2	11.8116-0206.1	390593	ATE
			←		2	11.8116-0109.1	390495	ATE
			→		2	11.8116-0185.1	390592	ATE
3.0 i	170	06/00→06/03		→ 12/02	2	11.8116-0206.1	390593	ATE
			←	→ 12/02	2	11.8116-0109.1	390495	ATE
			→	→ 12/02	2	11.8116-0185.1	390592	ATE
M	236	02/98→06/01	←		2	11.8116-0083.1	390501	ATE
M ↓	239	06/01→06/03	←	→ 12/02	2	11.8116-0083.1	390501	ATE












	kW			 	! #		
<b>BMW - Z3 Coupe (E36) 04/97→06/03</b>							
<b>Führungshülsensatz, Bremsattel</b>							
2.8 i M	142 236	07/97→06/00 02/98→06/01	←			11.0101-5402.2 260009	ATE
			→			11.0101-5402.2 260009	ATE
3.0 i M	170 239	06/00→06/03 06/01→06/03	←	→ 12/02		11.0101-5402.2 260009	ATE
			→	→ 12/02		11.0101-5402.2 260009	ATE
<b>Führungsbolzen, Bremsattel</b>							
2.8 i M	142 236	07/97→06/00 02/98→06/01	←			11.8171-0008.1 990049	ATE
			→			11.8171-0008.1 990049	ATE
3.0 i M	170 239	06/00→06/03 06/01→06/03	←	→ 12/02		11.8171-0008.1 990049	ATE
			→	→ 12/02		11.8171-0008.1 990049	ATE
<b>Dichtungssatz, Bremsattel</b>							
2.8 i	142	07/97→06/00	←			11.0441-5402.2 250028	ATE
			→			11.0441-3602.2 250008	ATE
3.0 i	170	06/00→06/03	←	→ 12/02		11.0441-5402.2 250028	ATE
			→	→ 12/02		11.0441-3602.2 250008	ATE
M	236	02/98→06/01	←			11.0441-6003.2 250037	
			→			11.0441-4002.2 250011	ATE
M	239	06/01→06/03	←	→ 12/02		11.0441-6003.2 250037	
			→	→ 12/02		11.0441-4002.2 250011	ATE
<b> Bremsschlauch</b>							
2.8 i	142	07/97→06/00	←		2	24.5103-0430.3 331408	L= 430
			→	am Bremsattel	2	24.5170-0201.3 331450	L= 201
			→		2	83.6240-0220.3 330465	L= 220
3.0 i	170	06/00→06/03	←	→ 12/02	2	24.5103-0430.3 331408	L= 430
			→	am Bremsattel; → 12/02	2	24.5170-0201.3 331450	L= 201
			→	→ 12/02	2	83.6240-0220.3 330465	L= 220
M	236	02/98→06/01	←		2	83.6150-0451.3 330283	L= 450
M	239	06/01→06/03	←	→ 12/02	2	83.6150-0451.3 330283	L= 450
<b>BMW - Z3 Roadster (E36) 10/95→01/03</b>							
<b> Bremsattel</b>							
1.8 i 1.9 i	85 103	10/95→10/98 10/95→03/99	←			11.9541-9668.2 220422	ATE Ø 54 - Halter
			←			24.3541-9667.5 240529	ATE Ø 54 - Halter
			←			24.3541-9668.5 240530	ATE Ø 54 - Halter
			→			11.3361-8505.2 220024	ATE Ø 36 - Halter
			→			24.3361-8506.5 240634	ATE Ø 36 - Halter
1.9 i 1.9 i	85 87	01/99→01/03 07/98→01/03	←		→ 12/02	11.9541-9668.2 220422	ATE Ø 54 - Halter
			←		→ 12/02	24.3541-9667.5 240529	ATE Ø 54 - Halter
			←		→ 12/02	24.3541-9668.5 240530	ATE Ø 54 - Halter
			→		→ 12/02	11.3361-8505.2 220024	ATE Ø 36 - Halter
			→		→ 12/02	24.3361-8506.5 240634	ATE Ø 36 - Halter
2.0 i	110	04/99→01/03	←		→ 08/00	11.9541-9588.2 220420	ATE Ø 54 - Halter
			←		→ 08/00	24.3541-9587.5 240527	ATE Ø 54 - Halter
			←		→ 08/00	24.3541-9588.5 240528	ATE Ø 54 - Halter
			→		→ 08/00	11.3361-8505.2 220024	ATE Ø 36 - Halter
			→		→ 08/00	24.3361-8506.5 240634	ATE Ø 36 - Halter
2.2 i 2.2 i	120 125	08/00→01/03 08/00→01/03	←		10/00→ 12/02	11.9541-9588.2 220420	ATE Ø 54 - Halter
			←		10/00→ 12/02	24.3541-9587.5 240527	ATE Ø 54 - Halter
			←		10/00→ 12/02	24.3541-9588.5 240528	ATE Ø 54 - Halter
			→		10/00→ 12/02	11.3361-8505.2 220024	ATE Ø 36 - Halter
			→		10/00→ 12/02	24.3361-8506.5 240634	ATE Ø 36 - Halter
2.8 i	142	04/97→06/00	←		05/97→	11.9541-9588.2 220420	ATE Ø 54 - Halter
			←		05/97→	24.3541-9587.5 240527	ATE Ø 54 - Halter
↓							

















	kw			 	! #			
<b>BMW - Z3 Roadster (E36) 10/95→01/03</b>								
<b>Bremssattel</b>								
2.8 i	142	04/97→06/00	←	☐; 05/97→		24.3541-9588.5	240528	ATE Ø 54 - Halter
			→	☐; 05/97→		11.3361-8505.2	220024	ATE Ø 36 - Halter
			→	☐; 05/97→		24.3361-8506.5	240634	ATE Ø 36 - Halter
2.8 i	143	01/96→07/00	←	☐; 05/97→ 06/00		11.9541-9588.2	220420	ATE Ø 54 - Halter
			←	☐; 05/97→ 06/00		24.3541-9587.5	240527	ATE Ø 54 - Halter
			←	☐; 05/97→ 06/00		24.3541-9588.5	240528	ATE Ø 54 - Halter
			→	☐; 05/97→ 06/00		11.3361-8505.2	220024	ATE Ø 36 - Halter
			→	☐; 05/97→ 06/00		24.3361-8506.5	240634	ATE Ø 36 - Halter
			→	☐; 05/97→ 06/00		24.3361-8506.5	240634	ATE Ø 36 - Halter
3.0 i	170	06/00→01/03	←	☐; → 12/02		11.9541-9588.2	220420	ATE Ø 54 - Halter
			←	☐; → 12/02		24.3541-9587.5	240527	ATE Ø 54 - Halter
			←	☐; → 12/02		24.3541-9588.5	240528	ATE Ø 54 - Halter
			→	☐; → 12/02		11.3361-8505.2	220024	ATE Ø 36 - Halter
			→	☐; → 12/02		24.3361-8506.5	240634	ATE Ø 36 - Halter
			→	☐; → 12/02		24.3361-8506.5	240634	ATE Ø 36 - Halter
M 3.2	236	03/97→06/01	←	☐		11.3601-8515.2	220323	ATE Ø 60 - Halter
			←	☐		11.3601-8516.2	220324	ATE Ø 60 - Halter
			→	☐		11.9401-9959.2	220833	ATE Ø 40 - Halter
			→	☐		11.9401-9960.2	220834	ATE Ø 40 - Halter
M 3.2	239	06/01→01/03	←	☐; → 12/02		11.3601-8515.2	220323	ATE Ø 60 - Halter
			←	☐; → 12/02		11.3601-8516.2	220324	ATE Ø 60 - Halter
			→	☐; → 12/02		11.9401-9959.2	220833	ATE Ø 40 - Halter
			→	☐; → 12/02		11.9401-9960.2	220834	ATE Ø 40 - Halter
<b>Halter, Bremssattel</b>								
1.8 i	85	10/95→10/98	←		2	11.0230-0444.1	260104	ATE
1.9 i	103	10/95→03/99	←		2	11.0230-0444.1	260104	ATE
1.9 i	85	01/99→01/03	←	→ 12/02	2	11.0230-0444.1	260104	ATE
1.9 i	87	07/98→01/03	←		2	11.0230-0444.1	260104	ATE
2.0 i	110	04/99→01/03	←	→ 08/00	2	11.8170-0729.1	260107	ATE
2.2 i	120	08/00→01/03	←	10/00→ 12/02	2	11.8170-0729.1	260107	ATE
2.2 i	125	08/00→01/03	←		2	11.8170-0729.1	260107	ATE
2.8 i	142	04/97→06/00	←	05/97→	2	11.8170-0729.1	260107	ATE
2.8 i	143	01/96→07/00	←	05/97→ 06/00	2	11.8170-0729.1	260107	ATE
3.0 i	170	06/00→01/03	←	→ 12/02	2	11.8170-0730.1	260108	ATE
<b>Feder, Bremssattel</b>								
1.8 i	85	10/95→10/98	←	bis 06.1996	2	11.8116-0109.1	390495	ATE
1.9 i	103	10/95→03/99	←	ab 07.1996	2	11.8116-0206.1	390593	ATE
			→		2	11.8116-0185.1	390592	ATE
1.9 i	85	01/99→01/03	←	→ 12/02; bis 06.1996	2	11.8116-0109.1	390495	ATE
1.9 i	87	07/98→01/03	←	→ 12/02; ab 07.1996	2	11.8116-0206.1	390593	ATE
			→	→ 12/02	2	11.8116-0185.1	390592	ATE
2.0 i	110	04/99→01/03		→ 08/00	2	11.8116-0206.1	390593	ATE
			←	→ 08/00	2	11.8116-0109.1	390495	ATE
			→	→ 08/00	2	11.8116-0185.1	390592	ATE
2.2 i	120	08/00→01/03		10/00→ 12/02	2	11.8116-0206.1	390593	ATE
2.2 i	125	08/00→01/03	←	10/00→ 12/02	2	11.8116-0109.1	390495	ATE
			→	10/00→ 12/02	2	11.8116-0185.1	390592	ATE
2.8 i	142	04/97→06/00		05/97→	2	11.8116-0206.1	390593	ATE
			←	05/97→	2	11.8116-0109.1	390495	ATE
			→	05/97→	2	11.8116-0185.1	390592	ATE
2.8 i	143	01/96→07/00		05/97→ 06/00	2	11.8116-0206.1	390593	ATE
			←	05/97→ 06/00	2	11.8116-0109.1	390495	ATE
			→	05/97→ 06/00	2	11.8116-0185.1	390592	ATE
3.0 i	170	06/00→01/03		→ 12/02	2	11.8116-0206.1	390593	ATE
			←	→ 12/02	2	11.8116-0109.1	390495	ATE
			→	→ 12/02	2	11.8116-0185.1	390592	ATE
↓								













	kW			 	! #		
<b>BMW - Z3 Roadster (E36) 10/95→01/03</b>							
<b>Feder, Bremssattel</b>							
M 3.2	236	03/97→06/01	←		2	11.8116-0083.1 390501	ATE
M 3.2	239	06/01→01/03	←	→ 12/02	2	11.8116-0083.1 390501	ATE
<b>Führungshülzensatz, Bremssattel</b>							
1.8 i	85	10/95→10/98	←			11.0101-5402.2 260009	ATE
1.9 i	103	10/95→03/99	←			11.0101-5402.2 260009	ATE
M 3.2	236	03/97→06/01	→			11.0101-5402.2 260009	ATE
1.9 i	85	01/99→01/03	←	→ 12/02		11.0101-5402.2 260009	ATE
1.9 i	87	07/98→01/03	→	→ 12/02		11.0101-5402.2 260009	ATE
3.0 i	170	06/00→01/03	→			11.0101-5402.2 260009	ATE
M 3.2	239	06/01→01/03	→			11.0101-5402.2 260009	ATE
2.0 i	110	04/99→01/03	←	→ 08/00		11.0101-5402.2 260009	ATE
			→	→ 08/00		11.0101-5402.2 260009	ATE
2.2 i	120	08/00→01/03	←	10/00→ 12/02		11.0101-5402.2 260009	ATE
2.2 i	125	08/00→01/03	→	10/00→ 12/02		11.0101-5402.2 260009	ATE
2.8 i	142	04/97→06/00	←	05/97→		11.0101-5402.2 260009	ATE
			→	05/97→		11.0101-5402.2 260009	ATE
2.8 i	143	01/96→07/00	←	05/97→ 06/00		11.0101-5402.2 260009	ATE
			→	05/97→ 06/00		11.0101-5402.2 260009	ATE
<b>Führungsbolzen, Bremssattel</b>							
1.8 i	85	10/95→10/98	←			11.8171-0008.1 990049	ATE
1.9 i	103	10/95→03/99	←			11.8171-0008.1 990049	ATE
M 3.2	236	03/97→06/01	→			11.8171-0008.1 990049	ATE
1.9 i	85	01/99→01/03	←	→ 12/02		11.8171-0008.1 990049	ATE
1.9 i	87	07/98→01/03	→	→ 12/02		11.8171-0008.1 990049	ATE
3.0 i	170	06/00→01/03	→			11.8171-0008.1 990049	ATE
M 3.2	239	06/01→01/03	→			11.8171-0008.1 990049	ATE
2.0 i	110	04/99→01/03	←	→ 08/00		11.8171-0008.1 990049	ATE
			→	→ 08/00		11.8171-0008.1 990049	ATE
2.2 i	120	08/00→01/03	←	10/00→ 12/02		11.8171-0008.1 990049	ATE
2.2 i	125	08/00→01/03	→	10/00→ 12/02		11.8171-0008.1 990049	ATE
2.8 i	142	04/97→06/00	←	05/97→		11.8171-0008.1 990049	ATE
			→	05/97→		11.8171-0008.1 990049	ATE
2.8 i	143	01/96→07/00	←	05/97→ 06/00		11.8171-0008.1 990049	ATE
			→	05/97→ 06/00		11.8171-0008.1 990049	ATE
<b>Dichtungssatz, Bremssattel</b>							
1.8 i	85	10/95→10/98	←			11.0441-5402.2 250028	ATE
1.9 i	103	10/95→03/99	→			11.0441-3602.2 250008	ATE
1.9 i	85	01/99→01/03	←	→ 12/02		11.0441-5402.2 250028	ATE
1.9 i	87	07/98→01/03	→	→ 12/02		11.0441-3602.2 250008	ATE
3.0 i	170	06/00→01/03	→			11.0441-3602.2 250008	ATE
2.0 i	110	04/99→01/03	←	→ 08/00		11.0441-5402.2 250028	ATE
			→	→ 08/00		11.0441-3602.2 250008	ATE
2.2 i	120	08/00→01/03	←	10/00→ 12/02		11.0441-5402.2 250028	ATE
2.2 i	125	08/00→01/03	→	10/00→ 12/02		11.0441-3602.2 250008	ATE
2.8 i	142	04/97→06/00	←	05/97→		11.0441-5402.2 250028	ATE
			→	05/97→		11.0441-3602.2 250008	ATE
2.8 i	143	01/96→07/00	←	05/97→ 06/00		11.0441-5402.2 250028	ATE
			→	05/97→ 06/00		11.0441-3602.2 250008	ATE
M 3.2	236	03/97→06/01	←			11.0441-6003.2 250037	
			→			11.0441-4002.2 250011	ATE
M 3.2	239	06/01→01/03	←	→ 12/02		11.0441-6003.2 250037	
			→	→ 12/02		11.0441-4002.2 250011	ATE
<b>Bremsschlauch</b>							
1.8 i	85	10/95→10/98	←		2	24.5103-0430.3 331408	L= 430
1.9 i	103	10/95→03/99	→	am Bremssattel	2	24.5170-0201.3 331450	L= 201
			→		2	83.6240-0220.3 330465	L= 220
1.9 i	85	01/99→01/03	←	→ 12/00	2	24.5103-0430.3 331408	L= 430
↓							





























	kW			 	! #		
<b>BMW - Z3 Roadster (E36) 10/95→01/03</b>							
 <b>Bremsschlauch</b>							
1.9 i	87	07/98→01/03	➔	am Bremssattel; → 12/02	2	24.5170-0201.3 331450	L= 201
			➔	→ 12/02	2	83.6240-0220.3 330465	L= 220
2.0 i	110	04/99→01/03	➔	→ 08/00	2	24.5103-0430.3 331408	L= 430
			➔	am Bremssattel; → 08/00	2	24.5170-0201.3 331450	L= 201
			➔	→ 08/00	2	83.6240-0220.3 330465	L= 220
2.2 i	120	08/00→01/03	➔	10/00→ 12/02	2	24.5103-0430.3 331408	L= 430
2.2 i	125	08/00→01/03	➔	am Bremssattel; 10/00→ 12/02	2	24.5170-0201.3 331450	L= 201
			➔	10/00→ 12/02	2	83.6240-0220.3 330465	L= 220
2.8 i	142	04/97→06/00	➔	05/97→	2	24.5103-0430.3 331408	L= 430
			➔	am Bremssattel; 05/97→	2	24.5170-0201.3 331450	L= 201
			➔	05/97→	2	83.6240-0220.3 330465	L= 220
2.8 i	143	01/96→07/00	➔	05/97→ 06/00	2	24.5103-0430.3 331408	L= 430
			➔	am Bremssattel; 05/97→ 06/00	2	24.5170-0201.3 331450	L= 201
			➔	05/97→ 06/00	2	83.6240-0220.3 330465	L= 220
3.0 i	170	06/00→01/03	➔	→ 12/02	2	24.5103-0430.3 331408	L= 430
			➔	am Bremssattel; → 12/02	2	24.5170-0201.3 331450	L= 201
			➔	→ 12/02	2	83.6240-0220.3 330465	L= 220
M 3.2	236	03/97→06/01	➔		2	83.6150-0451.3 330283	L= 450
M 3.2	239	06/01→01/03	➔	→ 12/02	2	83.6150-0451.3 330283	L= 450
<b>BMW - Z4 Coupe (E86) 03/06→01/09</b>							
 <b>Bremssattel</b>							
3.0 si	195	03/06→01/09	➔	☐; → 09/08		24.3571-1733.5 240349	ATE Ø 57 - Halter
			➔	☐; → 09/08		24.3571-1734.5 240350	ATE Ø 57 - Halter
			➔	☐; → 09/08		24.3401-1703.5 240351	ATE Ø 40 - Halter
			➔	☐; → 09/08		24.3401-1704.5 240352	ATE Ø 40 - Halter
<b>Feder, Bremssattel</b>							
3.0 si	195	03/06→01/09		→ 09/08	2	11.8116-0273.1 390515	ATE
			➔	→ 09/08	2	11.8116-0066.1 390577	ATE
M	252	03/06→01/09	➔	→ 09/08	2	11.8116-0083.1 390501	ATE
			➔	→ 09/08	2	11.8116-0296.1 390445	ATE
<b>Führungshülzensatz, Bremssattel</b>							
3.0 si	195	03/06→01/09	➔	→ 09/08		11.0101-5402.2 260009	ATE
M	252	03/06→01/09	➔	→ 09/08		11.0101-5402.2 260009	ATE
<b>Führungsbolzen, Bremssattel</b>							
3.0 si	195	03/06→01/09	➔	→ 09/08		11.8171-0008.1 990049	ATE
M	252	03/06→01/09	➔	→ 09/08		11.8171-0008.1 990049	ATE
<b>Dichtungssatz, Bremssattel</b>							
3.0 si	195	03/06→01/09	➔	→ 09/08		11.0441-4002.2 250011	ATE
M	252	03/06→01/09	➔	→ 09/08		11.0441-6003.2 250037	
 <b>Bremsschlauch</b>							
3.0 si	195	03/06→01/09	➔	→ 09/08	2	83.6152-0406.3 330789	L= 405
			➔	☐; → 09/08		83.1294-0250.3 331267	L= 275 L2= 168 mit Rohrleitung
			➔	☐; → 09/08		83.1294-0260.3 331268	L= 275 L2= 168 mit Rohrleitung
			➔	am Bremssattel; → 09/08	2	83.6150-0206.3 330978	L= 205
M	252	03/06→01/09	➔	am Bremssattel; → 09/08	2	83.6150-0206.3 330978	L= 205
<b>BMW - Z4 Roadster (E85) 02/03→12/09</b>							
 <b>Bremssattel</b>							
2.0 i	110	03/05→02/09	➔	☐; 04/05→ 12/08		11.9541-9588.2 220420	ATE Ø 54 - Halter
			➔	☐; 04/05→ 12/08		24.3541-9587.5 240527	ATE Ø 54 - Halter
↓							

	kW			 	! #			
<b>BMW - Z4 Roadster (E85) 02/03→12/09</b>								
<b>Bremssattel</b>								
2.0 i	110	03/05→02/09	←	☐; 04/05→ 12/08	24.3541-9588.5	240528	ATE Ø 54 - Halter	
			→	☐; 04/05→ 12/08	24.3401-1705.5	240423	ATE Ø 40 - Halter	
			→	☐; 04/05→ 12/08	24.3401-1706.5	240424	ATE Ø 40 - Halter	
2.2 i 2.5 i	125 141	10/03→10/05 02/03→12/05	←	☐	11.9541-9588.2	220420	ATE Ø 54 - Halter	
			←	☐	24.3541-9587.5	240527	ATE Ø 54 - Halter	
			←	☐	24.3541-9588.5	240528	ATE Ø 54 - Halter	
			→	☐	24.3401-1705.5	240423	ATE Ø 40 - Halter	
			→	☐	24.3401-1706.5	240424	ATE Ø 40 - Halter	
2.5 i	130	09/05→02/09	←	☐; 01/06→ 12/08	11.9541-9588.2	220420	ATE Ø 54 - Halter	
			←	☐; 01/06→ 12/08	24.3541-9587.5	240527	ATE Ø 54 - Halter	
			←	☐; 01/06→ 12/08	24.3541-9588.5	240528	ATE Ø 54 - Halter	
			→	☐; 01/06→ 12/08	24.3401-1705.5	240423	ATE Ø 40 - Halter	
			→	☐; 01/06→ 12/08	24.3401-1706.5	240424	ATE Ø 40 - Halter	
2.5 si 2.5 si	155 160	09/05→02/09 09/05→02/09	←	☐; 01/06→ 12/08	11.9541-9588.2	220420	ATE Ø 54 - Halter	
			←	☐; 01/06→ 12/08	24.3541-9587.5	240527	ATE Ø 54 - Halter	
			←	☐; 01/06→ 12/08	24.3541-9588.5	240528	ATE Ø 54 - Halter	
			→	☐; 01/06→ 12/08	24.3401-1703.5	240351	ATE Ø 40 - Halter	
			→	☐; 01/06→ 12/08	24.3401-1704.5	240352	ATE Ø 40 - Halter	
3.0 i	170	02/03→10/05	←	☐	11.9541-9588.2	220420	ATE Ø 54 - Halter	
			←	☐	24.3541-9587.5	240527	ATE Ø 54 - Halter	
			←	☐	24.3541-9588.5	240528	ATE Ø 54 - Halter	
			→	☐	24.3401-1703.5	240351	ATE Ø 40 - Halter	
			→	☐	24.3401-1704.5	240352	ATE Ø 40 - Halter	
3.0 si	195	01/06→12/08	←	☐	24.3571-1733.5	240349	ATE Ø 57 - Halter	
			←	☐	24.3571-1734.5	240350	ATE Ø 57 - Halter	
			→	☐	24.3401-1703.5	240351	ATE Ø 40 - Halter	
			→	☐	24.3401-1704.5	240352	ATE Ø 40 - Halter	
<b>Halter, Bremssattel</b>								
2.0 i	110	03/05→02/09	←	04/05→ 12/08	2	11.8170-0729.1	260107	ATE
2.2 i 2.5 i	125 141	10/03→10/05 02/03→12/05	←		2	11.8170-0729.1	260107	ATE
2.5 i	130	09/05→02/09	←	01/06→ 12/08	2	11.8170-0729.1	260107	ATE
2.5 si 2.5 si	155 160	09/05→02/09 09/05→02/09	←	01/06→ 12/08	2	11.8170-0730.1	260108	ATE
3.0 i	170	02/03→10/05	←		2	11.8170-0730.1	260108	ATE
<b>Feder, Bremssattel</b>								
2.0 i	110	03/05→02/09		04/05→ 12/08	2	11.8116-0206.1	390593	ATE
			←	04/05→ 12/08	2	11.8116-0109.1	390495	ATE
			→	04/05→ 12/08	2	11.8116-0066.1	390577	ATE
2.2 i 2.5 i 3.0 i	125 141 170	10/03→10/05 02/03→12/05 02/03→10/05	←		2	11.8116-0206.1	390593	ATE
			→		2	11.8116-0109.1	390495	ATE
2.5 i 2.5 si 2.5 si	130 155 160	09/05→02/09 09/05→02/09 09/05→02/09		01/06→ 12/08	2	11.8116-0206.1	390593	ATE
			←	01/06→ 12/08	2	11.8116-0109.1	390495	ATE
			→	01/06→ 12/08	2	11.8116-0066.1	390577	ATE
3.0 si	195	01/06→12/08			2	11.8116-0273.1	390515	ATE
			→		2	11.8116-0066.1	390577	ATE
M	252	03/06→02/09	←	→ 12/08	2	11.8116-0083.1	390501	ATE
			→	→ 12/08	2	11.8116-0296.1	390445	ATE
<b>Führungshülzensatz, Bremssattel</b>								
2.0 i	110	03/05→02/09	←	04/05→ 12/08		11.0101-5402.2	260009	ATE
			→	04/05→ 12/08		11.0101-5402.2	260009	ATE
2.2 i 2.5 i ↓	125 141	10/03→10/05 02/03→12/05	←			11.0101-5402.2	260009	ATE

	kw			 	! #		
<b>BMW - Z4 Roadster (E85) 02/03→12/09</b>							
<b>Führungshülzensatz, Bremsattel</b>							
3.0 i	170	02/03→10/05	➔			11.0101-5402.2	260009 ATE
3.0 si	195	01/06→12/08					
2.5 i	130	09/05→02/09	➔	01/06→ 12/08		11.0101-5402.2	260009 ATE
2.5 si	155	09/05→02/09					
2.5 si	160	09/05→02/09	➔	01/06→ 12/08		11.0101-5402.2	260009 ATE
M	252	03/06→02/09	➔	→ 12/08		11.0101-5402.2	260009 ATE
			➔	→ 12/08		11.0101-5402.2	260009 ATE
<b>Führungsbolzen, Bremsattel</b>							
2.0 i	110	03/05→02/09	➔	04/05→ 12/08		11.8171-0008.1	990049 ATE
			➔	04/05→ 12/08		11.8171-0008.1	990049 ATE
2.2 i	125	10/03→10/05	➔			11.8171-0008.1	990049 ATE
2.5 i	141	02/03→12/05					
3.0 i	170	02/03→10/05	➔			11.8171-0008.1	990049 ATE
3.0 si	195	01/06→12/08					
2.5 i	130	09/05→02/09	➔	01/06→ 12/08		11.8171-0008.1	990049 ATE
2.5 si	155	09/05→02/09					
2.5 si	160	09/05→02/09	➔	01/06→ 12/08		11.8171-0008.1	990049 ATE
M	252	03/06→02/09	➔	→ 12/08		11.8171-0008.1	990049 ATE
			➔	→ 12/08		11.8171-0008.1	990049 ATE
<b>Dichtungssatz, Bremsattel</b>							
2.0 i	110	03/05→02/09	➔	04/05→ 12/08		11.0441-5402.2	250028 ATE
			➔	04/05→ 12/08		11.0441-4002.2	250011 ATE
2.2 i	125	10/03→10/05	➔			11.0441-5402.2	250028 ATE
2.5 i	141	02/03→12/05					
3.0 i	170	02/03→10/05	➔			11.0441-4002.2	250011 ATE
2.5 i	130	09/05→02/09	➔	01/06→ 12/08		11.0441-5402.2	250028 ATE
2.5 si	155	09/05→02/09					
2.5 si	160	09/05→02/09	➔	01/06→ 12/08		11.0441-4002.2	250011 ATE
3.0 si	195	01/06→12/08	➔			11.0441-4002.2	250011 ATE
M	252	03/06→02/09	➔	→ 12/08		11.0441-6003.2	250037
<b>Bremsschlauch</b>							
2.0 i	110	03/05→02/09	➔	04/05→ 12/08	2	83.6152-0406.3	330789 L= 405
			➔	☐; 04/05→ 12/08		83.1294-0250.3	331267 L= 275 L2= 168 mit Rohrleitung
			➔	☐; 04/05→ 12/08		83.1294-0260.3	331268 L= 275 L2= 168 mit Rohrleitung
			➔	am Bremsattel; 04/05→ 12/08	2	83.6150-0206.3	330978 L= 205
2.2 i	125	10/03→10/05	➔		2	83.6152-0406.3	330789 L= 405
2.5 i	141	02/03→12/05					
3.0 i	170	02/03→10/05	➔	☐		83.1294-0250.3	331267 L= 275 L2= 168 mit Rohrleitung
3.0 si	195	01/06→12/08	➔	☐		83.1294-0260.3	331268 L= 275 L2= 168 mit Rohrleitung
			➔	am Bremsattel	2	83.6150-0206.3	330978 L= 205
2.5 i	130	09/05→02/09	➔	01/06→ 12/08	2	83.6152-0406.3	330789 L= 405
2.5 si	155	09/05→02/09					
2.5 si	160	09/05→02/09	➔	☐; 01/06→ 12/08		83.1294-0250.3	331267 L= 275 L2= 168 mit Rohrleitung
			➔	☐; 01/06→ 12/08		83.1294-0260.3	331268 L= 275 L2= 168 mit Rohrleitung
			➔	am Bremsattel; 01/06→ 12/08	2	83.6150-0206.3	330978 L= 205
M	252	03/06→02/09	➔	am Bremsattel; → 12/08	2	83.6150-0206.3	330978 L= 205
<b>BMW - Z4 Roadster (E89) 05/09→</b>							
<b>Bremssattel</b>							
sDrive 18 i	115	04/13→	➔	☐		11.9571-9753.2	220929 ATE Ø 57 - Halter
sDrive 20 i	120	09/11→	➔	☐		11.9571-9754.2	220930 ATE Ø 57 - Halter
sDrive 20 i	135	09/11→					
sDrive 23 i	150	05/09→	➔	☐		24.6242-1701.5	240792 TRW Ø 42 + EMot / - Halter + FSB
			➔	☐		24.6242-1702.5	240793 TRW Ø 42 + EMot / - Halter + FSB
sDrive 28 i	180	09/11→	➔	☐		24.6242-1701.5	240792 TRW Ø 42 + EMot / - Halter + FSB
sDrive 30 i	190	05/09→	➔	☐		24.6242-1702.5	240793 TRW Ø 42 + EMot / - Halter + FSB
<b>Feder, Bremsattel</b>							
sDrive 18 i	115	04/13→	➔		2	11.8116-0339.2	390528 ATE
sDrive 20 i	120	09/11→					
↓							

	kW			 	! #		
<b>BMW - Z4 Roadster (E89) 05/09→</b>							
<b>Feder, Bremssattel</b>							
sDrive 20 i	135	09/11→	←		2	11.8116-0339.2	390528 ATE
sDrive 23 i	150	05/09→					
sDrive 28 i	180	09/11→					
sDrive 30 i	190	05/09→					
sDrive 35 i	225	05/09→			2	11.8116-0315.2	390447 ATE
sDrive 35 is	250	09/10→					
<b>Führungshülensatz, Bremssattel</b>							
sDrive 18 i	115	04/13→	←			11.0101-5402.2	260009 ATE
sDrive 20 i	120	09/11→					
sDrive 20 i	135	09/11→					
sDrive 23 i	150	05/09→					
sDrive 28 i	180	09/11→					
sDrive 30 i	190	05/09→					
sDrive 35 i	225	05/09→	←			11.0101-6006.2	260098 ATE
sDrive 35 is	250	09/10→					
<b>Führungsbolzen, Bremssattel</b>							
sDrive 18 i	115	04/13→				11.8171-0008.1	990049 ATE
sDrive 20 i	120	09/11→					
sDrive 20 i	135	09/11→					
sDrive 23 i	150	05/09→					
sDrive 28 i	180	09/11→					
sDrive 30 i	190	05/09→					
sDrive 35 i	225	05/09→					
sDrive 35 is	250	09/10→					
<b> Bremsschlauch</b>							
sDrive 18 i	115	04/13→	←		2	24.5174-0526.3	331365 L= 526
sDrive 20 i	120	09/11→					
sDrive 20 i	135	09/11→					
sDrive 23 i	150	05/09→					
sDrive 28 i	180	09/11→					
sDrive 30 i	190	05/09→					
sDrive 35 i	225	05/09→					
sDrive 35 is	250	09/10→					
<b>BMW - Z8 Roadster (E52) 06/00→06/03</b>							
<b>Feder, Bremssattel</b>							
4.9	294	06/00→06/03			2	11.8116-0260.1	390597 ATE
			→		2	11.8116-0296.1	390445 ATE
<b>Führungshülensatz, Bremssattel</b>							
4.9	294	06/00→06/03	←			11.0101-6004.2	260014 ATE
			→			11.0101-5402.2	260009 ATE
<b>Führungsbolzen, Bremssattel</b>							
4.9	294	06/00→06/03	←			11.8171-0008.1	990049 ATE
			→			11.8171-0008.1	990049 ATE
<b> Bremsschlauch</b>							
4.9	294	06/00→06/03	→		2	24.5113-0283.3	331395 L= 283
<b>CHEVROLET - ASTRA Schrägheck 09/98→12/11</b>							
<b> Bremssattel</b>							
2.0 DTi	74	08/02→12/11	←	☐; → 07/05		11.9571-9824.2	220472 ATE Ø 57 - Halter
						24.3571-9824.5	240500 ATE Ø 57 - Halter
			←	☐; → 07/05		24.3571-9823.5	240499 ATE Ø 57 - Halter
			→	☐; → 07/05		24.3384-1753.7	220633 TRW Ø 38 - Halter
			→	☐; → 07/05		24.3384-1754.7	220634 TRW Ø 38 - Halter
<b> Bremsschlauch</b>							
2.0 DTi	74	08/02→12/11		am Bremssattel; → 07/05	2	24.5241-0200.3	330620 L= 200
			←	→ 07/05	2	24.5241-0396.3	331380 L= 398
			→	→ 07/05	2	24.5240-0220.3	330619 L= 220
<b>CHEVROLET - ASTRA Stufenheck 01/99→12/11</b>							
<b> Bremssattel</b>							
2.0 DTi GLS ↓	74	08/02→12/11	←	☐; → 07/05		11.9571-9824.2	220472 ATE Ø 57 - Halter

	kw			 	! #			
<b>CHEVROLET - ASTRA Stufenheck 01/99→12/11</b>								
 <b>Bremssattel</b>								
2.0 DTi GLS	74	08/02→12/11	←	☐; → 07/05		24.3571-9824.5	240500	ATE Ø 57 - Halter
			←	☐; → 07/05		24.3571-9823.5	240499	ATE Ø 57 - Halter
			→	☐; → 07/05		24.3384-1753.7	220633	TRW Ø 38 - Halter
			→	☐; → 07/05		24.3384-1754.7	220634	TRW Ø 38 - Halter
 <b>Bremsschlauch</b>								
2.0 DTi GLS	74	08/02→12/11		am Bremssattel; → 07/05	2	24.5241-0200.3	330620	L= 200
			←	→ 07/05	2	24.5241-0396.3	331380	L= 398
			→	→ 07/05	2	24.5240-0220.3	330619	L= 220
<b>CHEVROLET - AVEO Schrägheck (T200) 02/03→05/08</b>								
 <b>Bremsschlauch</b>								
1.2	53	01/04→05/08	←		2	24.5286-0342.3	331138	L= 341
			→		2	24.5247-0205.3	331094	L= 205
1.5	62	01/05→05/08	←	05/05→	2	24.5286-0342.3	331138	L= 341
			→	05/05→	2	24.5247-0205.3	331094	L= 205
<b>CHEVROLET - AVEO Schrägheck (T250, T255) 01/07→</b>								
 <b>Bremsschlauch</b>								
1.2	53	10/08→	←	→ 07/11	2	24.5286-0342.3	331138	L= 341
1.2	55	04/08→						
1.2	56	01/07→	→	→ 07/11	2	24.5247-0205.3	331094	L= 205
1.2	62	04/08→						
1.2 LPG	60	06/08→						
1.2 LPG	62	04/08→						
1.4	74	04/08→						
1.6	77	01/08→						
<b>CHEVROLET - AVEO Schrägheck (T300) 03/11→</b>								
 <b>Bremssattel</b>								
1.2	51	03/11→	←	☐; passend für Felgengröße [Zoll]: 15		11.9601-2603.2	220915	ATE Ø 60 - Halter
1.2	63	03/11→						
1.2 LPG	63	11/12→	←	☐; passend für Felgengröße [Zoll]: 15		11.9601-2604.2	220916	ATE Ø 60 - Halter
1.3 D	55	07/11→						
1.3 D	70	07/11→						
1.4	74	03/11→						
1.4	76	12/12→						
1.6	85	03/11→						
1.6	88	06/11→						
1.6	89	12/12→						
1.4 Turbo	103	08/13→	←	☐		11.9601-2603.2	220915	ATE Ø 60 - Halter
			←	☐		11.9601-2604.2	220916	ATE Ø 60 - Halter
			→	☐		11.9382-7003.2	220891	ATE Ø 38 - Halter
			→	☐		11.9382-7004.2	220892	ATE Ø 38 - Halter
<b>CHEVROLET - AVEO Stufenheck (T200) 01/03→12/08</b>								
 <b>Bremsschlauch</b>								
1.4	69	05/03→01/07	←	03/06→	2	24.5286-0342.3	331138	L= 341
			→	03/06→	2	24.5247-0205.3	331094	L= 205
<b>CHEVROLET - AVEO Stufenheck (T250, T255) 05/05→</b>								
 <b>Bremsschlauch</b>								
1.2	53	03/06→12/07	←		2	24.5286-0342.3	331138	L= 341
1.4	69	03/06→12/07	→		2	24.5247-0205.3	331094	L= 205
1.2	55	01/08→	←	→ 07/11	2	24.5286-0342.3	331138	L= 341
1.2	56	01/08→						
1.2	62	01/08→	→	→ 07/11	2	24.5247-0205.3	331094	L= 205
1.2 LPG	60	12/08→						
1.2 LPG	62	01/09→						
1.4	74	09/08→						
1.5	62	05/05→						
1.6	75	01/08→						
1.6	76	05/05→						
1.4 CNG	69	01/08→	←	01/10→ 07/11	2	24.5286-0342.3	331138	L= 341
			→	01/10→ 07/11	2	24.5247-0205.3	331094	L= 205
↓								

	kW					! #		
<b>CHEVROLET - AVEO Stufenheck (T250, T255) 05/05→</b>								
 <b>Bremsschlauch</b>								
1.6	77	09/03→12/08	←	12/04→	2	24.5286-0342.3	331138	L= 341
			→	12/04→	2	24.5247-0205.3	331094	L= 205
<b>CHEVROLET - AVEO Stufenheck (T300) 03/11→</b>								
 <b>Bremssattel</b>								
1.2	51	03/11→	←	☐; passend für Felgenreöße [Zoll]: 15		11.9601-2603.2	220915	ATE Ø 60 - Halter
1.2	63	03/11→						
1.2 LPG	63	11/12→	←	☐; passend für Felgenreöße [Zoll]: 15		11.9601-2604.2	220916	ATE Ø 60 - Halter
1.3 D	55	07/11→						
1.3 D	70	07/11→						
1.4	74	07/11→						
1.4	76	12/12→						
1.6	85	03/11→						
1.6	89	12/12→						
<b>CHEVROLET - CRUZE (J300) 05/09→</b>								
 <b>Bremssattel</b>								
1.4	74	07/13→	←	☐; für Bremsscheibendurchmesser [mm]: 300		11.9601-2601.2	220913	ATE Ø 60 - Halter
1.6	80	05/09→						
1.6	83	05/09→						
1.6	86	12/12→	←	☐; für Bremsscheibendurchmesser [mm]: 300		11.9601-2602.2	220914	ATE Ø 60 - Halter
1.6	89	12/12→						
1.6	91	05/09→						
1.6 T	135	12/12→						
1.7 D	96	01/12→	←	☐; für Bremsscheibendurchmesser [mm]: 276		11.9601-2603.2	220915	ATE Ø 60 - Halter
1.7 TD	81	11/13→						
1.8	103	11/09→12/13						
1.8	104	05/09→	←	☐; für Bremsscheibendurchmesser [mm]: 276		11.9601-2604.2	220916	ATE Ø 60 - Halter
1.8	108	12/12→						
1.8 Flex	106	01/11→						
1.8 LPG	104	06/11→						
2.0 CDI	90	05/09→	→	☐; für Bremsscheibendurchmesser [mm]: 268		11.9382-7001.2	220889	ATE Ø 38 - Halter
2.0 CDI	92	05/09→						
2.0 CDI	110	05/09→						
2.0 CDI	120	08/10→	→	☐; für Bremsscheibendurchmesser [mm]: 268		11.9382-7002.2	220890	ATE Ø 38 - Halter
			→	☐; für Bremsscheibendurchmesser [mm]: 292		11.9382-7003.2	220891	ATE Ø 38 - Halter
			→	☐; für Bremsscheibendurchmesser [mm]: 292		11.9382-7004.2	220892	ATE Ø 38 - Halter
1.4	103	09/10→	←	☐; für Bremsscheibendurchmesser [mm]: 300		11.9601-2601.2	220913	ATE Ø 60 - Halter
			←	☐; für Bremsscheibendurchmesser [mm]: 300		11.9601-2602.2	220914	ATE Ø 60 - Halter
			←	☐; für Bremsscheibendurchmesser [mm]: 276		11.9601-2603.2	220915	ATE Ø 60 - Halter
			←	☐; für Bremsscheibendurchmesser [mm]: 276		11.9601-2604.2	220916	ATE Ø 60 - Halter
 <b>Bremsschlauch</b>								
1.6	80	05/09→	←	→ 07/12	2	24.5176-0400.3	331492	L= 400
1.6	83	05/09→						
1.6	91	05/09→						
1.7 D	96	01/12→						
1.8	103	11/09→12/13						
1.8	104	05/09→						
1.8 Flex	106	01/11→						
1.8 LPG	104	06/11→						
2.0 CDI	90	05/09→						
2.0 CDI	92	05/09→						
2.0 CDI	110	05/09→						
2.0 CDI	120	08/10→						
<b>CHEVROLET - CRUZE Schrägheck (J305) 12/10→</b>								
 <b>Bremssattel</b>								
1.4	74	07/13→	←	☐; für Bremsscheibendurchmesser [mm]: 300		11.9601-2601.2	220913	ATE Ø 60 - Halter
1.6	80	01/12→						
1.6	86	12/12→						
1.6	89	12/12→						
1.6	91	06/11→						

**CHEVROLET - CRUZE Schrägheck (J305) 12/10→**

**Bremssattel**

1.6 T 1.7 D 1.7 TD 1.8 1.8 1.8 1.8 LPG 2.0 CDI	135 96 81 103 104 108 104 120	12/12→ 01/12→ 08/13→ 10/11→ 06/11→ 12/12→ 06/11→ 06/11→	←	☐; für Bremsscheibendurchmesser [mm]: 300	11.9601-2602.2	220914	ATE Ø 60 - Halter
			←	☐; für Bremsscheibendurchmesser [mm]: 276			
			←	☐; für Bremsscheibendurchmesser [mm]: 276			
			→	☐; für Bremsscheibendurchmesser [mm]: 268			
			→	☐; für Bremsscheibendurchmesser [mm]: 268			
			→	☐; für Bremsscheibendurchmesser [mm]: 292			
			→	☐; für Bremsscheibendurchmesser [mm]: 292			
			1.4	103			
←	☐; 08/12→; für Bremsscheibendurchmesser [mm]: 300						
←	☐; 08/12→; für Bremsscheibendurchmesser [mm]: 276						
←	☐; 08/12→; für Bremsscheibendurchmesser [mm]: 276						
→	☐; 08/12→; für Bremsscheibendurchmesser [mm]: 268						
→	☐; 08/12→; für Bremsscheibendurchmesser [mm]: 268						
→	☐; 08/12→; für Bremsscheibendurchmesser [mm]: 292						
→	☐; 08/12→; für Bremsscheibendurchmesser [mm]: 292						

















**Bremsschlauch**

1.6 1.6 1.7 D 1.8 1.8 1.8 LPG 2.0 CDI	80 91 96 103 104 104 120	01/12→ 06/11→ 01/12→ 10/11→ 06/11→ 06/11→ 06/11→	←	→ 07/12	2	24.5176-0400.3	331492	L= 400
---	--	--	---	---------	---	----------------	--------	--------

















**CHEVROLET - CRUZE Station Wagon (J308) 08/12→**















**Bremssattel**















1.4 1.4 1.6 1.6 1.6 1.6 T 1.7 TD 1.7 TD 1.8 1.8 2.0 TD	74 103 86 89 91 135 81 96 104 108 120	07/13→ 08/12→ 12/12→ 12/12→ 08/12→ 12/12→ 11/13→ 08/12→ 08/12→ 12/12→ 08/12→	←	☐; für Bremsscheibendurchmesser [mm]: 300	11.9601-2601.2	220913	ATE Ø 60 - Halter
			←	☐; für Bremsscheibendurchmesser [mm]: 300			
			←	☐; für Bremsscheibendurchmesser [mm]: 276			
			←	☐; für Bremsscheibendurchmesser [mm]: 276			
			→	☐; für Bremsscheibendurchmesser [mm]: 268			
			→	☐; für Bremsscheibendurchmesser [mm]: 268			
			↓				
			↓				

	kw			 	! #		
<b>CHEVROLET - CRUZE Station Wagon (J308) 08/12→</b>							
 <b>Bremssattel</b>							
1.4	74	07/13→	→	☐; für Bremsscheibendurchmesser [mm]: 292		11.9382-7003.2 220891	ATE Ø 38 - Halter
1.4	103	08/12→					
1.6	86	12/12→					
1.6	89	12/12→	→	☐; für Bremsscheibendurchmesser [mm]: 292		11.9382-7004.2 220892	ATE Ø 38 - Halter
1.6	91	08/12→					
1.6 T	135	12/12→					
1.7 TD	81	11/13→					
1.7 TD	96	08/12→					
1.8	104	08/12→					
1.8	108	12/12→					
2.0 TD	120	08/12→					
<b>CHEVROLET - KALOS 03/05→</b>							
 <b>Bremsschlauch</b>							
1.2	53	03/05→	←	→ 05/08	2	24.5286-0342.3 331138	L= 341
1.4	61	03/05→					
1.4 16V	69	03/05→	→	→ 05/08	2	24.5247-0205.3 331094	L= 205
1.6	77	06/06→05/08	←		2	24.5286-0342.3 331138	L= 341
			→		2	24.5247-0205.3 331094	L= 205
<b>CHEVROLET - KALOS Stufenheck 03/05→</b>							
 <b>Bremsschlauch</b>							
1.2	53	03/05→	←	→ 05/08	2	24.5286-0342.3 331138	L= 341
1.4	61	03/05→					
1.4 16V	69	03/05→	→	→ 05/08	2	24.5247-0205.3 331094	L= 205
<b>CHEVROLET - LACETTI (J200) 03/03→</b>							
 <b>Bremssattel</b>							
1.4 16V	70	03/05→	←	☐; → 12/10		24.3541-1859.5 240735	Ø 54 - Halter
1.6	80	03/05→					
1.8	89	08/05→	←	☐; → 12/10		24.3541-1860.5 240736	Ø 54 - Halter
1.8	90	03/05→					
2.0 D	89	01/07→					
1.8	67	03/05→12/09	←	☐; 08/05→		24.3541-1859.5 240735	Ø 54 - Halter
			←	☐; 08/05→		24.3541-1860.5 240736	Ø 54 - Halter
<b>CHEVROLET - LACETTI Kombi (J200) 03/05→</b>							
 <b>Bremssattel</b>							
1.4	70	03/05→	←	☐; → 12/10		24.3541-1859.5 240735	Ø 54 - Halter
1.6	80	03/05→					
1.6 LPG	80	06/09→12/11	←	☐; → 12/10		24.3541-1860.5 240736	Ø 54 - Halter
1.8	89	08/05→					
2.0 D	89	01/07→					
<b>CHEVROLET - LACETTI Stufenheck 03/03→03/13</b>							
 <b>Bremssattel</b>							
1.4	69	03/05→03/13	←	☐; → 12/10		24.3541-1859.5 240735	Ø 54 - Halter
1.6	80	03/05→03/13					
1.8	90	05/03→03/13	←	☐; → 12/10		24.3541-1860.5 240736	Ø 54 - Halter
<b>CHEVROLET - LANOS Stufenheck 11/05→</b>							
 <b>Bremssattel</b>							
1.4	55	11/05→	←	☐; → 12/10		11.9481-9871.2 220681	ATE Ø 48 - Halter
1.5	63	11/05→	←	☐; → 12/10		11.9481-9872.2 220682	ATE Ø 48 - Halter
1.6 16V	78	11/05→	←	☐; → 12/10		24.3521-1701.5 240001	ATE Ø 52 - Halter
			←	☐; → 12/10		24.3521-1702.5 240002	ATE Ø 52 - Halter
 <b>Bremsschlauch</b>							
1.4	55	11/05→	→	→ 12/10	2	24.5233-0180.3 330888	L= 180
1.5	63	11/05→					
1.6 16V	78	11/05→					
<b>CHEVROLET - MALIBU (V300) 01/12→</b>							
 <b>Bremsschlauch</b>							
2.0	104	02/12→	←		2	24.5176-0494.3 331447	L= 494
2.0	108	12/12→					
2.0 D	118	04/12→	→		2	24.5176-0384.3 331373	L= 384
2.0 LPG	101	02/12→					
2.4	123	01/12→					
2.4	125	01/12→					
2.4	137	01/12→					



	kW			 	! #			
<b>CHEVROLET - MATIZ (M200, M250) 03/05→</b>								
 <b>Bremssattel</b>								
0.8	38	03/05→	←	☐; → 12/10		24.3481-1773.5	240377	Ø 48 - Halter
0.8 LPG	38	03/05→	←	☐; → 12/10		24.3481-1774.5	240378	Ø 48 - Halter
1.0	47	03/05→						
1.0	48	01/07→						
1.0	49	03/05→						
1.0 LPG	44	01/07→						
1.0 LPG	49	03/05→						
 <b>Bremsschlauch</b>								
0.8	38	03/05→	←	→ 12/10; - ABS	2	24.5283-0403.3	331136	L= 404
0.8 LPG	38	03/05→	←	→ 12/10; + ABS	2	24.5291-0425.3	331029	L= 425
1.0	47	03/05→						
1.0	48	01/07→						
1.0	49	03/05→	→	→ 12/10	2	24.5284-0220.3	330970	L= 220
1.0 LPG	44	01/07→						
1.0 LPG	49	03/05→						
<b>CHEVROLET - NUBIRA Kombi 01/05→</b>								
 <b>Bremssattel</b>								
1.5	78	01/05→	←	☐; → 12/10		24.3541-1859.5	240735	Ø 54 - Halter
1.6	80	03/05→	←	☐; → 12/10		24.3541-1860.5	240736	Ø 54 - Halter
1.8	89	08/05→						
1.8	90	03/05→						
2.0	88	01/05→						
2.0 D	89	01/07→						
<b>CHEVROLET - NUBIRA Stufenheck 01/05→</b>								
 <b>Bremssattel</b>								
1.4	69	01/05→	←	☐; → 12/10		24.3541-1859.5	240735	Ø 54 - Halter
1.4	70	01/06→	←	☐; → 12/10		24.3541-1860.5	240736	Ø 54 - Halter
1.5	78	01/05→						
1.6	76	01/10→						
1.6	80	03/05→						
1.8	89	01/06→						
1.8	90	03/05→						
2.0	88	01/05→						
2.0 D	89	01/05→						
<b>CHEVROLET - ORLANDO (J309) 12/10→</b>								
 <b>Bremssattel</b>								
1.4	103	06/12→	←	☐		11.9601-2601.2	220913	ATE Ø 60 - Halter
1.8	104	02/11→	←	☐		11.9601-2602.2	220914	ATE Ø 60 - Halter
1.8 LPG	104	06/11→						
2.0 D	96	02/11→						
2.0 D	120	02/11→						
2.0 LPG	103	02/12→						
 <b>Bremsschlauch</b>								
1.8	104	02/11→	←		2	24.5176-0400.3	331492	L= 400
1.8 LPG	104	06/11→						
2.0 D	96	02/11→						
2.0 D	120	02/11→						
2.0 LPG	103	02/12→						
<b>CHEVROLET - SPARK 05/05→</b>								
 <b>Bremssattel</b>								
0.8	37	05/05→	←	☐; → 02/10		24.3481-1773.5	240377	Ø 48 - Halter
1.0 LPG	46	05/05→	←	☐; → 02/10		24.3481-1774.5	240378	Ø 48 - Halter
1.0 SX	44	06/09→						
1.0 SX	46	05/05→						
1.0 SX	49	05/05→						
 <b>Bremsschlauch</b>								
0.8	37	05/05→	←	→ 02/10	2	24.5283-0403.3	331136	L= 404
1.0 LPG	46	05/05→	→	→ 02/10	2	24.5284-0220.3	330970	L= 220
1.0 SX	44	06/09→						
1.0 SX	46	05/05→						
1.0 SX	49	05/05→						
<b>CHEVROLET - SPARK (M300) 12/09→</b>								
 <b>Bremsschlauch</b>								
1.0	50	03/10→	←		2	24.5286-0345.3	331514	L= 345
1.0 LPG	48	07/10→	→		2	24.5279-0215.3	331513	L= 215
1.0 LPG	50	03/10→						
1.2	60	03/10→						
1.2	61	01/11→						

	kw			 	! #		
<b>CHEVROLET - SPARK (M300) 12/09→</b>							
 <b>Bremsschlauch</b>							
1.2 LPG	59	01/11→	←		2	24.5286-0345.3	331514 L= 345
1.2 LPG	60	03/10→	→		2	24.5279-0215.3	331513 L= 215
1.2	59	01/11→	←	01/11→	2	24.5286-0345.3	331514 L= 345
			→	01/11→	2	24.5279-0215.3	331513 L= 215
<b>CHEVROLET - TIGRA 08/97→09/01</b>							
 <b>Bremsschlauch</b>							
1.6	73	09/98→12/99	←		2	24.5231-0320.3	330496 L= 320
			→		2	24.5233-0200.3	330425 L= 198
<b>CHEVROLET - TRAX 12/12→</b>							
 <b>Bremssattel</b>							
1.4	103	12/12→	←	☐		11.9601-2601.2	220913 ATE Ø 60 - Halter
1.4 AWD	103	12/12→	←	☐		11.9601-2602.2	220914 ATE Ø 60 - Halter
1.4 LPG	103	04/13→	←	☐		11.9601-2602.2	220914 ATE Ø 60 - Halter
1.6	85	12/12→	→	☐		11.9382-7003.2	220891 ATE Ø 38 - Halter
1.7 TD	96	12/12→	→	☐		11.9382-7003.2	220891 ATE Ø 38 - Halter
1.7 TD AWD	96	12/12→	→	☐		11.9382-7004.2	220892 ATE Ø 38 - Halter
1.8	103	03/13→	→	☐		11.9382-7004.2	220892 ATE Ø 38 - Halter
1.8 AWD	103	03/13→	→	☐		11.9382-7004.2	220892 ATE Ø 38 - Halter
<b>Zubehörsatz, Bremssattel</b>							
1.4	103	12/12→				11.0103-0001.2	250156 ATE
1.4 AWD	103	12/12→				11.0103-0001.2	250156 ATE
1.4 LPG	103	04/13→				11.0103-0001.2	250156 ATE
1.6	85	12/12→				11.0103-0001.2	250156 ATE
1.7 TD	96	12/12→				11.0103-0001.2	250156 ATE
1.7 TD AWD	96	12/12→				11.0103-0001.2	250156 ATE
1.8	103	03/13→				11.0103-0001.2	250156 ATE
1.8 AWD	103	03/13→				11.0103-0001.2	250156 ATE
<b>CHEVROLET - VECTRA 03/96→11/06</b>							
 <b>Bremssattel</b>							
2.0	81	03/96→12/05	←	☐; → 07/98		24.3521-1701.5	240001 ATE Ø 52 - Halter
			←	☐; → 07/98		24.3521-1702.5	240002 ATE Ø 52 - Halter
			←	☐; 08/98→		24.3571-1761.5	240461 ATE Ø 57 - Halter
			←	☐; 08/98→		24.3571-1762.5	240462 ATE Ø 57 - Halter
			→	☐; → 07/98		13.2351-0025.2	210210 ATE Ø 35
			→	☐; → 07/98		13.2351-0026.2	210211 ATE Ø 35
			→	☐; 08/98→		24.9235-0051.5	230003 ATE Ø 35
			→	☐; 08/98→		24.9235-0052.5	230004 ATE Ø 35
2.2	91	05/98→07/04	←	☐		24.3571-1761.5	240461 ATE Ø 57 - Halter
2.2	102	05/98→12/05	←	☐		24.3571-1762.5	240462 ATE Ø 57 - Halter
			→	☐		24.9235-0051.5	230003 ATE Ø 35
			→	☐		24.9235-0052.5	230004 ATE Ø 35
 <b>Bremsschlauch</b>							
2.0	81	03/96→12/05	←		2	24.5231-0391.3	331424 L= 391
2.2	91	05/98→07/04	→		2	24.5233-0200.3	330425 L= 198
2.2	102	05/98→12/05	→		2	24.5233-0200.3	330425 L= 198
<b>CHEVROLET - VOLT 04/11→</b>							
 <b>Bremssattel</b>							
EV 150	111	11/11→	←	☐		11.9601-2601.2	220913 ATE Ø 60 - Halter
			←	☐		11.9601-2602.2	220914 ATE Ø 60 - Halter
			→	☐; + eFSB		11.9382-7001.2	220889 ATE Ø 38 - Halter
			→	☐; + eFSB		11.9382-7002.2	220890 ATE Ø 38 - Halter
 <b>Bremsschlauch</b>							
EV 150	111	11/11→	←		2	24.5176-0400.3	331492 L= 400

	kw			 	! #		
<b>CHRYSLER - DELTA 08/11→</b>							
 <b>Bremssattel</b>							
2.0 D Multijet	121	08/11→	←	☐		11.9571-9953.2 220871	ATE Ø 57 - Halter
			←	☐		11.9571-9954.2 220872	ATE Ø 57 - Halter
<b>Führungsbolzen, Bremssattel</b>							
2.0 D Multijet	121	08/11→				11.8171-0008.1 990049	ATE
 <b>Bremsschlauch</b>							
1.4	88	08/11→	←		2	24.5112-0407.3 331459	L= 410
1.4 16V	103	08/11→					
1.6 D Multijet	88	08/11→	→		2	24.5112-0187.3 331150	L= 187
2.0 D Multijet	121	08/11→					
<b>CHRYSLER - PT CRUISER (PT_) 06/00→12/10</b>							
 <b>Bremssattel</b>							
1.6	85	11/01→12/10	←	☐; → 09/10		24.3571-1779.5 240737	Ø 57 - Halter
2.0	100	10/04→12/10					
2.0	104	06/00→12/10	←	☐; → 09/10		24.3571-1780.5 240738	Ø 57 - Halter
2.2 CRD	89	03/02→12/10					
2.2 CRD	110	08/05→12/10					
2.4	105	08/05→12/10					
2.4	110	06/00→12/10					
2.4	169	09/04→12/10					
GT 2.4	164	08/03→12/10					
<b>CHRYSLER - PT CRUISER Cabriolet 06/00→12/10</b>							
 <b>Bremssattel</b>							
2.4	105	03/04→03/08	←	☐		24.3571-1779.5 240737	Ø 57 - Halter
2.4 GT	164	03/04→03/08	←	☐		24.3571-1780.5 240738	Ø 57 - Halter
<b>CHRYSLER - VOYAGER IV (RG, RS) 09/99→12/08</b>							
 <b>Bremssattel</b>							
2.4	108	02/00→12/08	→		2	24.3421-1711.5 240757	Ø 42 - Halter
2.5 CRD	88	08/05→12/08					
2.5 CRD	105	02/00→12/08					
2.8 CRD	110	06/04→12/08					
3.3	128	02/00→12/08					
3.3	132	09/03→12/08					
3.3 AWD	128	02/00→12/08					
3.3 Flex-Fuel	128	02/00→12/08					
3.8	160	02/00→12/08					
3.8 AWD	160	02/00→12/08					
<b>CHRYSLER - YPSILON 05/11→</b>							
 <b>Bremssattel</b>							
1.2	51	05/11→	←	☐		11.9541-9831.2 220953	ATE Ø 54 - Halter
			←	☐		11.9541-9832.2 220954	ATE Ø 54 - Halter
<b>Feder, Bremssattel</b>							
1.2	51	05/11→			2	11.8116-0264.1 390594	ATE
<b>Führungsbolzen, Bremssattel</b>							
0.9 Twinair	63	05/11→				11.8171-0008.1 990049	ATE
1.2	51	05/11→					
1.3 Multijet	70	05/11→					
 <b>Bremsschlauch</b>							
0.9 Twinair	63	05/11→	←		2	24.5112-0356.3 331129	L= 355
1.2	51	05/11→					
1.3 Multijet	70	05/11→					
<b>CITROËN - AX (ZA-) 07/86→12/98</b>							
<b>Dichtungssatz, Bremssattel</b>							
10	33	07/86→12/98	←	Orga 05090→		11.0441-4501.2 250015	ATE
			←	→Orga 05089		11.0441-4501.2 250015	ATE
10	37	02/87→12/98	←	07/92→		11.0441-4501.2 250015	ATE
11	44	09/86→12/97	←	Orga 05090→		11.0441-4501.2 250015	ATE
			←	10/89→; →Orga 05089		11.0441-4501.2 250015	ATE
14	55	04/87→04/97	←	Orga 05090→ Orga 05277		11.0441-4501.2 250015	ATE
↓							

**CITROËN - AX (ZA-) 07/86→12/98**
**Dichtungssatz, Bremssattel**








14	55	04/87→04/97	←	03/89→; →Orga 05089	11.0441-4501.2	250015	ATE
14 D	37	08/91→12/97	←	Orga 05090→ Orga 05277	11.0441-4501.2	250015	ATE
			←	→Orga 05089	11.0441-4501.2	250015	ATE
Electric	25	04/93→10/96	←		11.0441-4501.2	250015	ATE
Electric	28	11/96→04/97	←				










**Bremsschlauch**

1.4 GTi 1.4 GTi	66	08/91→12/96	←		2	24.5111-0290.3	330108	L= 290
	69	06/91→12/96	→	→Orga 06321; + ABS	2	24.5228-0195.3	330469	L= 202
			→	→Orga 06321; - ABS	2	24.5228-0200.3	330470	L= 200
			→	Orga 06322→	2	24.5229-0199.3	330534	L= 200
10	33	07/86→12/98	←	Orga 03826→	2	24.5111-0336.3	330570	L= 335
			←	→Orga 03825; für Fahrzeuge ohne Bremskraftverstärker	2	83.6196-0325.3	330727	L= 325
			←	→Orga 05105; für Fahrzeuge mit Bremskraftverstärker	2	83.6196-0325.3	330727	L= 325
			→	→Orga 03825; für Fahrzeuge ohne Bremskraftverstärker	2	24.5228-0200.3	330470	L= 200
			→	→Orga 06321; für Fahrzeuge mit Bremskraftverstärker	2	24.5228-0200.3	330470	L= 200
			→	Orga 06322→	2	24.5229-0199.3	330534	L= 200
			→					
10	37	02/87→12/98	←	07/92→	2	24.5111-0336.3	330570	L= 335
			→	07/92→; →Orga 06321	2	24.5228-0200.3	330470	L= 200
			→	Orga 06322→	2	24.5229-0199.3	330534	L= 200
11	44	09/86→12/97	←	Orga 05106→	2	24.5111-0336.3	330570	L= 335
			←	10/89→; →Orga 05105	2	83.6196-0325.3	330727	L= 325
			→	10/89→; →Orga 06321	2	24.5228-0200.3	330470	L= 200
			→	Orga 06322→	2	24.5229-0199.3	330534	L= 200
14	55	04/87→04/97	←	Orga 05278→; → 12/96	2	24.5111-0290.3	330108	L= 290
			←	Orga 05106→; → 04/91	2	24.5111-0336.3	330570	L= 335
			←	03/89→; →Orga 05105	2	83.6196-0325.3	330727	L= 325
			→	03/89→; →Orga 06321	2	24.5228-0200.3	330470	L= 200
			→	Orga 06322→; → 12/96	2	24.5229-0199.3	330534	L= 200
14 4x4	55	08/91→12/96	←		2	24.5111-0290.3	330108	L= 290
			→		2	24.5229-0265.3	330540	L= 265
14 D	37	08/91→12/97	←	Orga 05278→	2	24.5111-0290.3	330108	L= 290
			←	→Orga 05105	2	83.6196-0325.3	330727	L= 325
			→	→Orga 06321	2	24.5228-0200.3	330470	L= 200
			→	Orga 06322→	2	24.5229-0199.3	330534	L= 200
15 D	40	08/94→12/97	←		2	24.5111-0290.3	330108	L= 290
15 D	43	08/94→12/97	→		2	24.5229-0199.3	330534	L= 200
Electric	25	04/93→10/96	→					
Electric	28	11/96→04/97	→					

**CITROËN - BERLINGO (B9) 04/08→**
**Bremssattel**

1.2 PureTech 110	81	02/16→	←		11.9601-9717.2	220901	ATE Ø 60 - Halter
1.6	66	04/08→	←		11.9601-9718.2	220902	ATE Ø 60 - Halter
1.6	80	04/08→	←				
1.6 BlueHDi 100	73	12/14→					
1.6 BlueHDi 120	88	12/14→					
1.6 HDi 110	80	04/08→					
1.6 HDi 110	82	07/10→					
1.6 HDi 115	84	07/10→					
1.6 HDi 115 4x4	84	02/12→					
1.6 HDi 75 16V	55	04/08→					
1.6 HDi 90	66	04/08→					
1.6 HDi 90	68	07/10→					
1.6 HDi 90 4x4	66	02/12→					
1.6 VTi 120	88	11/09→					
1.6 VTi 95	72	07/10→					
1.6 HDi 75 / BlueHDi 75	55	04/08→	←	; 04/15→			
↓			←	; 04/15→	11.9601-9718.2	220902	ATE Ø 60 - Halter

	kw			 	! #		
<b>CITROËN - BERLINGO (B9) 04/08→</b>							
<b>Feder, Bremssattel</b>							
1.2 PureTech 110	81	02/16→			2	<b>11.8116-0356.1</b>	<b>390586</b> ATE
1.6	66	04/08→					
1.6	80	04/08→					
1.6 BlueHDi 100	73	12/14→					
1.6 BlueHDi 120	88	12/14→					
1.6 HDi 110	80	04/08→					
1.6 HDi 110	82	07/10→					
1.6 HDi 115	84	07/10→					
1.6 HDi 115 4x4	84	02/12→					
1.6 HDi 75 16V	55	04/08→					
1.6 HDi 90	66	04/08→					
1.6 HDi 90	68	07/10→					
1.6 HDi 90 4x4	66	02/12→					
1.6 VTi 120	88	11/09→					
1.6 VTi 95	72	07/10→					
1.6 HDi 75 / BlueHDi 75	55	04/08→		04/15→	2	<b>11.8116-0356.1</b>	<b>390586</b> ATE
<b>Führungshülzensatz, Bremssattel</b>							
1.2 PureTech 110	81	02/16→	←			<b>11.0101-5704.2</b>	<b>260095</b> ATE
1.6	66	04/08→					
1.6	80	04/08→					
1.6 BlueHDi 100	73	12/14→					
1.6 BlueHDi 120	88	12/14→					
1.6 HDi 110	80	04/08→					
1.6 HDi 110	82	07/10→					
1.6 HDi 115	84	07/10→					
1.6 HDi 115 4x4	84	02/12→					
1.6 HDi 75 16V	55	04/08→					
1.6 HDi 90	66	04/08→					
1.6 HDi 90	68	07/10→					
1.6 HDi 90 4x4	66	02/12→					
1.6 VTi 120	88	11/09→					
1.6 VTi 95	72	07/10→					
1.6 HDi 75 / BlueHDi 75	55	04/08→	←	04/15→		<b>11.0101-5704.2</b>	<b>260095</b> ATE
<b>Führungsbolzen, Bremssattel</b>							
1.2 PureTech 110	81	02/16→				<b>11.8171-0008.1</b>	<b>990049</b> ATE
1.6	66	04/08→					
1.6	80	04/08→					
1.6 BlueHDi 100	73	12/14→					
1.6 BlueHDi 120	88	12/14→					
1.6 HDi 110	80	04/08→					
1.6 HDi 110	82	07/10→					
1.6 HDi 115	84	07/10→					
1.6 HDi 115 4x4	84	02/12→					
1.6 HDi 75 16V	55	04/08→					
1.6 HDi 90	66	04/08→					
1.6 HDi 90	68	07/10→					
1.6 HDi 90 4x4	66	02/12→					
1.6 VTi 120	88	11/09→					
1.6 VTi 95	72	07/10→					
1.6 HDi 75 / BlueHDi 75	55	04/08→		04/15→		<b>11.8171-0008.1</b>	<b>990049</b> ATE
<b>Dichtungssatz, Bremssattel</b>							
1.2 PureTech 110	81	02/16→	←			<b>11.0441-6008.2</b>	<b>250038</b> ATE für Kolben-Ø [mm]: 60
1.6	66	04/08→					
1.6	80	04/08→					
1.6 BlueHDi 100	73	12/14→					
1.6 BlueHDi 120	88	12/14→					
1.6 HDi 110	80	04/08→					
1.6 HDi 110	82	07/10→					
1.6 HDi 115	84	07/10→					
1.6 HDi 115 4x4	84	02/12→					
1.6 HDi 75 16V	55	04/08→					
1.6 HDi 90	66	04/08→					
1.6 HDi 90	68	07/10→					
1.6 HDi 90 4x4	66	02/12→					
1.6 VTi 120	88	11/09→					
1.6 VTi 95	72	07/10→					
1.6 HDi 75 / BlueHDi 75	55	04/08→	←	04/15→		<b>11.0441-6008.2</b>	<b>250038</b> ATE für Kolben-Ø [mm]: 60
<b>Bremsschlauch</b>							
1.2 PureTech 110	81	02/16→	←		2	<b>24.5111-0424.3</b>	<b>331014</b> L= 424,6
1.6	66	04/08→	→		2	<b>24.5246-0216.3</b>	<b>331022</b> L= 216,6
1.6	80	04/08→					
1.6 BlueHDi 100	73	12/14→					
1.6 BlueHDi 120	88	12/14→					
1.6 HDi 110	80	04/08→					
1.6 HDi 110	82	07/10→					
1.6 HDi 115 4x4	84	02/12→					
↓							

	kw			 	! #		
<b>CITROËN - BERLINGO (B9) 04/08→</b>							
 <b>Bremsschlauch</b>							
1.6 HDi 75 16V	55	04/08→	←		2	24.5111-0424.3 331014	L= 424,6
1.6 HDi 90	66	04/08→	→		2	24.5246-0216.3 331022	L= 216,6
1.6 HDi 90	68	07/10→					
1.6 HDi 90 4x4	66	02/12→					
1.6 VTi 120	88	11/09→					
1.6 VTi 95	72	07/10→					
1.6 HDi 115	84	07/10→	←		2	24.5111-0424.3 331014	L= 424,6
			→	07/12→	2	24.5246-0216.3 331022	L= 216,6
1.6 HDi 75 / BlueHDi 75	55	04/08→	←	04/15→	2	24.5111-0424.3 331014	L= 424,6
			→	04/15→	2	24.5246-0216.3 331022	L= 216,6
<b>CITROËN - BERLINGO (MF) 07/96→12/11</b>							
 <b>Bremssattel</b>							
1.1 i (MFHDZ, MFHFX)	44	07/96→05/08	←	☐; →Orga 09127		24.3541-1757.7 220483	TRW Ø 54 - Halter
1.1 i (MFKFX, MFKFW)	55	07/96→10/08	←	☐; →Orga 09127		24.3541-1758.7 220484	TRW Ø 54 - Halter
			←	☐; Orga 09128→; → 03/08		24.3541-1771.5 240239	BOS Ø 54 - Halter
			←	☐; Orga 09429→; → 03/08		24.3541-1771.5 240239	BOS Ø 54 - Halter
			←	☐; Orga 09429→; → 03/08		24.3541-1772.5 240240	BOS Ø 54 - Halter
			←	☐; Orga 09128→; → 03/08		24.3541-1772.5 240240	BOS Ø 54 - Halter
			←	☐; →Orga 09428		24.3541-1777.5 240247	TRW Ø 54 - Halter
			←	☐; →Orga 09428		24.3541-1778.5 240248	TRW Ø 54 - Halter
1.4	53	11/02→10/05	←	☐		24.3541-1771.5 240239	BOS Ø 54 - Halter
1.4 bivalent	53	11/02→10/05	←	☐		24.3541-1772.5 240240	BOS Ø 54 - Halter
1.4 bivalent	48	11/02→12/11	←	☐; → 03/08		24.3541-1771.5 240239	BOS Ø 54 - Halter
1.4 i bivalent (MFKFW)	55	04/03→10/08	←	☐; → 03/08		24.3541-1772.5 240240	BOS Ø 54 - Halter
1.6 HDI 75 (MF9HW)	55	07/05→12/11	←	☐; → 03/08		24.3541-1772.5 240240	BOS Ø 54 - Halter
1.6 16V (MFNFU)	80	10/00→12/11	←	☐; →Orga 09127		24.3541-1757.7 220483	TRW Ø 54 - Halter
1.6 16V (MFNFU)	81	11/02→10/08	←	☐; →Orga 09127		24.3541-1758.7 220484	TRW Ø 54 - Halter
			←	☐; Orga 09128→; → 03/08; + ESP		24.3541-1761.5 240233	Ø 54 - Halter
			←	☐; Orga 09128→; → 03/08; + ESP		24.3541-1762.5 240234	Ø 54 - Halter
			←	☐; Orga 09128→; → 03/08; - ESP		24.3541-1771.5 240239	BOS Ø 54 - Halter
			←	☐; Orga 09128→; → 03/08; - ESP		24.3541-1772.5 240240	BOS Ø 54 - Halter
			→	☐; → 03/08; + ESP		24.3387-1711.7 220747	TRW Ø 38 - Halter
			→	☐; → 03/08; + ESP		24.3387-1712.7 220748	TRW Ø 38 - Halter
1.6 HDI 110	80	08/05→12/11	←	☐; → 03/08; + ESP		24.3541-1761.5 240233	Ø 54 - Halter
1.6 HDI 90 (MF9HX)	66	07/05→05/08	←	☐; → 03/08; + ESP		24.3541-1762.5 240234	Ø 54 - Halter
			←	☐; → 03/08; - ESP		24.3541-1771.5 240239	BOS Ø 54 - Halter
			←	☐; → 03/08; - ESP		24.3541-1772.5 240240	BOS Ø 54 - Halter
			→	☐; → 03/08; + ESP		24.3387-1711.7 220747	TRW Ø 38 - Halter
			→	☐; → 03/08; + ESP		24.3387-1712.7 220748	TRW Ø 38 - Halter
1.8 D (MFA9A)	43	07/98→10/02	←	☐; →Orga 09127		24.3541-1757.7 220483	TRW Ø 54 - Halter
1.8 i (MFLFX)	66	05/97→10/02	←	☐; →Orga 09127		24.3541-1758.7 220484	TRW Ø 54 - Halter
1.9 D (MFWJZ)	51	07/98→10/05	←	☐; Orga 09128→		24.3541-1771.5 240239	BOS Ø 54 - Halter
1.9 D 4WD (MFWJZ)	51	07/98→10/05	←	☐; Orga 09128→		24.3541-1772.5 240240	BOS Ø 54 - Halter
1.8 i 4WD (MFLFX)	66	04/97→10/01	←	☐; 05/97→; →Orga 09127		24.3541-1757.7 220483	TRW Ø 54 - Halter
			←	☐; 05/97→; →Orga 09127		24.3541-1758.7 220484	TRW Ø 54 - Halter
			←	☐; Orga 09128→		24.3541-1771.5 240239	BOS Ø 54 - Halter
			←	☐; Orga 09128→		24.3541-1772.5 240240	BOS Ø 54 - Halter
1.9 D (MFDJY)	50	07/96→12/03	←	☐; →Orga 09127; V		24.3541-1757.7 220483	TRW Ø 54 - Halter
			←	☐; →Orga 09127; V		24.3541-1758.7 220484	TRW Ø 54 - Halter
			←	☐; Orga 09128→		24.3541-1771.5 240239	BOS Ø 54 - Halter
			←	☐; Orga 09128→		24.3541-1772.5 240240	BOS Ø 54 - Halter
1.9 D (MFDJY)	51	07/96→10/99	←	☐; 07/98→; →Orga 09127		24.3541-1757.7 220483	TRW Ø 54 - Halter
			←	☐; 07/98→; →Orga 09127		24.3541-1758.7 220484	TRW Ø 54 - Halter
			←	☐; Orga 09128→		24.3541-1771.5 240239	BOS Ø 54 - Halter
			←	☐; Orga 09128→		24.3541-1772.5 240240	BOS Ø 54 - Halter
↓							



**CITROËN - BERLINGO (MF) 07/96→12/11**

**Bremssattel**

2.0 HDi 4x4 (MFRHY) 2.0 HDi 90 (MFRHY)	66	11/02→10/05	←	☐; →Orga 09127	2	24.3541-1757.7	220483	TRW Ø 54 - Halter
	66	12/99→10/05	←	☐; →Orga 09127	2	24.3541-1758.7	220484	TRW Ø 54 - Halter
			←	☐; Orga 09128→; + ESP	2	24.3541-1761.5	240233	Ø 54 - Halter
			←	☐; Orga 09128→; + ESP	2	24.3541-1762.5	240234	Ø 54 - Halter
			←	☐; Orga 09128→; - ESP	2	24.3541-1771.5	240239	BOS Ø 54 - Halter
			←	☐; Orga 09128→; - ESP	2	24.3541-1772.5	240240	BOS Ø 54 - Halter
			→	☐; + ESP	2	24.3387-1711.7	220747	TRW Ø 38 - Halter
			→	☐; + ESP	2	24.3387-1712.7	220748	TRW Ø 38 - Halter
Electric	28	01/98→12/05	←	☐; 11/02→	2	24.3541-1777.5	240247	TRW Ø 54 - Halter
			←	☐; 11/02→	2	24.3541-1778.5	240248	TRW Ø 54 - Halter
electrique	16	01/00→10/02	←	☐	2	24.3541-1777.5	240247	TRW Ø 54 - Halter
			←	☐	2	24.3541-1778.5	240248	TRW Ø 54 - Halter









**Bremsschlauch**

1.1 i (MFHDZ, MFHFX) 1.4 bivalent 1.4 i (MFKFX, MFKFW) 1.4 i bivalent (MFKFW)	44	07/96→05/08	←	→ 03/08	2	24.5111-0438.3	330568	L= 445
	48	11/02→12/11	→	→Orga 09533	2	24.5229-0255.3	330581	L= 255
	55	07/96→10/08	→	→Orga 09533	2	24.5229-0255.3	330581	L= 255
	55	04/03→10/08	→	Orga 09534→; → 03/08	2	24.5246-0260.3	330782	L= 260
1.4 1.4 bivalent	53	11/02→10/05	←		2	24.5111-0438.3	330568	L= 445
	53	11/02→10/05	→		2	24.5246-0260.3	330782	L= 260
1.6 16V (MFNFU) 1.6 16V (MFNFU)	80	10/00→12/11	←	→ 03/08; - ESP	2	24.5111-0438.3	330568	L= 445
	81	11/02→10/08	←	→ 03/08; + ESP	2	24.5111-0460.3	330603	L= 460
			→	→Orga 09533	2	24.5229-0255.3	330581	L= 255
			→	Orga 09534→; → 03/08	2	24.5246-0260.3	330782	L= 260
1.6 HDi 110 1.6 HDi 90 (MF9HX)	80	08/05→12/11	←	→ 03/08; - ESP	2	24.5111-0438.3	330568	L= 445
	66	07/05→05/08	←	→ 03/08; + ESP	2	24.5111-0460.3	330603	L= 460
			→	→ 03/08	2	24.5246-0260.3	330782	L= 260
1.6 HDi 75 (MF9HW)	55	07/05→12/11	←	→ 03/08	2	24.5111-0438.3	330568	L= 445
			→	→ 03/08	2	24.5246-0260.3	330782	L= 260
1.8 D (MFA9A) 1.8 i (MFLFX) 1.9 D (MFDJY) 1.9 D (MFWJZ) 1.9 D 4WD (MFWJZ) electrique	43	07/98→10/02	←		2	24.5111-0438.3	330568	L= 445
	66	05/97→10/02	→	→Orga 09533	2	24.5229-0255.3	330581	L= 255
	50	07/96→12/03	→	→Orga 09533	2	24.5229-0255.3	330581	L= 255
	51	07/98→10/05	→	Orga 09534→	2	24.5246-0260.3	330782	L= 260
	51	07/98→10/05	→	Orga 09534→	2	24.5246-0260.3	330782	L= 260
	16	01/00→10/02						
1.8 i 4WD (MFLFX)	66	04/97→10/01	←	05/97→	2	24.5111-0438.3	330568	L= 445
			→	05/97→; →Orga 09533	2	24.5229-0255.3	330581	L= 255
			→	Orga 09534→	2	24.5246-0260.3	330782	L= 260
1.9 D (MFDJY)	51	07/96→10/99	←	07/98→	2	24.5111-0438.3	330568	L= 445
			→	07/98→; →Orga 09533	2	24.5229-0255.3	330581	L= 255
			→	Orga 09534→	2	24.5246-0260.3	330782	L= 260
2.0 HDi 4x4 (MFRHY) 2.0 HDi 90 (MFRHY)	66	11/02→10/05	←	- ESP	2	24.5111-0438.3	330568	L= 445
	66	12/99→10/05	←	+ ESP	2	24.5111-0460.3	330603	L= 460
			→	→Orga 09533	2	24.5229-0255.3	330581	L= 255
			→	Orga 09534→	2	24.5246-0260.3	330782	L= 260
Electric	28	01/98→12/05	←	11/02→	2	24.5111-0438.3	330568	L= 445
			→	11/02→; →Orga 09533	2	24.5229-0255.3	330581	L= 255
			→	Orga 09534→	2	24.5246-0260.3	330782	L= 260








**CITROËN - BERLINGO Kasten (B9) 04/08→**

























































































**Bremssattel**














1.6 1.6	66	04/08→	←	☐	2	11.9601-9717.2	220901	ATE Ø 60 - Halter
	80	04/08→	←	☐	2	11.9601-9718.2	220902	ATE Ø 60 - Halter
1.6 BlueHDi 100 1.6 BlueHDi 100 4x4	73	12/14→						
	73	12/14→						
1.6 BlueHDi 120 1.6 HDi 110	88	12/14→						
	80	04/08→						
1.6 HDi 110 1.6 HDi 115	82	07/10→						
	84	07/10→						
1.6 HDi 115 4x4	84	02/12→						

	kw			 	! #		
<b>CITROËN - BERLINGO Kasten (B9) 04/08→</b>							
 <b>Bremssattel</b>							
1.6 HDi 75	55	04/08→	←	☐		11.9601-9717.2 220901	ATE Ø 60 - Halter
1.6 HDi 75 4x4	55	02/12→	←	☐		11.9601-9718.2 220902	ATE Ø 60 - Halter
1.6 HDi 90	66	07/10→					
1.6 HDi 90	68	07/10→					
1.6 HDi 90 16V	66	04/08→					
1.6 HDi 90 4x4	66	02/12→					
1.6 VTi 120	88	11/09→					
1.6 VTi 95	72	07/10→					
Electric	49	03/14→					
1.6 HDi / BlueHDi 75	55	07/10→	←	☐; 04/15→		11.9601-9717.2 220901	ATE Ø 60 - Halter
			←	☐; 04/15→		11.9601-9718.2 220902	ATE Ø 60 - Halter
Electric	35	01/13→	←	☐; 02/13→		11.9601-9717.2 220901	ATE Ø 60 - Halter
Electric	42	09/11→	←	☐; 02/13→		11.9601-9718.2 220902	ATE Ø 60 - Halter
<b>Feder, Bremssattel</b>							
1.6	66	04/08→			2	11.8116-0356.1 390586	ATE
1.6	80	04/08→					
1.6 BlueHDi 100	73	12/14→					
1.6 BlueHDi 100 4x4	73	12/14→					
1.6 BlueHDi 120	88	12/14→					
1.6 HDi 110	80	04/08→					
1.6 HDi 110	82	07/10→					
1.6 HDi 115	84	07/10→					
1.6 HDi 115 4x4	84	02/12→					
1.6 HDi 75	55	04/08→					
1.6 HDi 75 4x4	55	02/12→					
1.6 HDi 90	66	07/10→					
1.6 HDi 90	68	07/10→					
1.6 HDi 90 16V	66	04/08→					
1.6 HDi 90 4x4	66	02/12→					
1.6 VTi 120	88	11/09→					
1.6 VTi 95	72	07/10→					
Electric	49	03/14→					
1.6 HDi / BlueHDi 75	55	07/10→		04/15→	2	11.8116-0356.1 390586	ATE
Electric	35	01/13→		02/13→	2	11.8116-0356.1 390586	ATE
Electric	42	09/11→					
<b>Führungshülzensatz, Bremssattel</b>							
1.6	66	04/08→	←			11.0101-5704.2 260095	ATE
1.6	80	04/08→					
1.6 BlueHDi 100	73	12/14→					
1.6 BlueHDi 100 4x4	73	12/14→					
1.6 BlueHDi 120	88	12/14→					
1.6 HDi 110	80	04/08→					
1.6 HDi 110	82	07/10→					
1.6 HDi 115	84	07/10→					
1.6 HDi 115 4x4	84	02/12→					
1.6 HDi 75	55	04/08→					
1.6 HDi 75 4x4	55	02/12→					
1.6 HDi 90	66	07/10→					
1.6 HDi 90	68	07/10→					
1.6 HDi 90 16V	66	04/08→					
1.6 HDi 90 4x4	66	02/12→					
1.6 VTi 120	88	11/09→					
1.6 VTi 95	72	07/10→					
Electric	49	03/14→					
1.6 HDi / BlueHDi 75	55	07/10→	←	04/15→		11.0101-5704.2 260095	ATE
Electric	35	01/13→	←	02/13→		11.0101-5704.2 260095	ATE
Electric	42	09/11→					
<b>Führungsbolzen, Bremssattel</b>							
1.6	66	04/08→				11.8171-0008.1 990049	ATE
1.6	80	04/08→					
1.6 BlueHDi 100	73	12/14→					
1.6 BlueHDi 100 4x4	73	12/14→					
1.6 BlueHDi 120	88	12/14→					
1.6 HDi 110	80	04/08→					
1.6 HDi 110	82	07/10→					
1.6 HDi 115	84	07/10→					
1.6 HDi 115 4x4	84	02/12→					
1.6 HDi 75	55	04/08→					
1.6 HDi 75 4x4	55	02/12→					
1.6 HDi 90	66	07/10→					
1.6 HDi 90	68	07/10→					
1.6 HDi 90 16V	66	04/08→					
1.6 HDi 90 4x4	66	02/12→					
1.6 VTi 120	88	11/09→					
1.6 VTi 95	72	07/10→					
Electric	49	03/14→					
↓							



	kW			 	! #		
<b>CITROËN - BERLINGO Kasten (B9) 04/08→</b>							
<b>Führungsbolzen, Bremsattel</b>							
1.6 HDi / BlueHDi 75	55	07/10→		04/15→		11.8171-0008.1 990049	ATE
Electric	35	01/13→		02/13→		11.8171-0008.1 990049	ATE
Electric	42	09/11→					
<b>Dichtungssatz, Bremsattel</b>							
1.6	66	04/08→	←			11.0441-6008.2 250038	ATE für Kolben-Ø [mm]: 60
1.6	80	04/08→					
1.6 BlueHDi 100	73	12/14→					
1.6 BlueHDi 100 4x4	73	12/14→					
1.6 BlueHDi 120	88	12/14→					
1.6 HDi 110	80	04/08→					
1.6 HDi 110	82	07/10→					
1.6 HDi 115	84	07/10→					
1.6 HDi 115 4x4	84	02/12→					
1.6 HDi 75	55	04/08→					
1.6 HDi 75 4x4	55	02/12→					
1.6 HDi 90	66	07/10→					
1.6 HDi 90	68	07/10→					
1.6 HDi 90 16V	66	04/08→					
1.6 HDi 90 4x4	66	02/12→					
1.6 VTi 120	88	11/09→					
1.6 VTi 95	72	07/10→					
Electric	49	03/14→					
1.6 HDi / BlueHDi 75	55	07/10→	←	04/15→		11.0441-6008.2 250038	ATE für Kolben-Ø [mm]: 60
Electric	35	01/13→	←	02/13→		11.0441-6008.2 250038	ATE für Kolben-Ø [mm]: 60
Electric	42	09/11→					
<b>Bremsschlauch</b>							
1.6	66	04/08→	←		2	24.5111-0424.3 331014	L= 424,6
1.6	80	04/08→					
1.6 BlueHDi 100	73	12/14→	→		2	24.5246-0216.3 331022	L= 216,6
1.6 BlueHDi 100 4x4	73	12/14→					
1.6 BlueHDi 120	88	12/14→					
1.6 HDi 110	80	04/08→					
1.6 HDi 110	82	07/10→					
1.6 HDi 115 4x4	84	02/12→					
1.6 HDi 75	55	04/08→					
1.6 HDi 75 4x4	55	02/12→					
1.6 HDi 90	66	07/10→					
1.6 HDi 90	68	07/10→					
1.6 HDi 90 16V	66	04/08→					
1.6 HDi 90 4x4	66	02/12→					
1.6 VTi 120	88	11/09→					
1.6 VTi 95	72	07/10→					
Electric	49	03/14→					
1.6 HDi / BlueHDi 75	55	07/10→	←	04/15→	2	24.5111-0424.3 331014	L= 424,6
			→	04/15→	2	24.5246-0216.3 331022	L= 216,6
1.6 HDi 115	84	07/10→	←		2	24.5111-0424.3 331014	L= 424,6
			→	07/12→	2	24.5246-0216.3 331022	L= 216,6
Electric	35	01/13→	←	02/13→	2	24.5111-0424.3 331014	L= 424,6
Electric	42	09/11→	→	02/13→	2	24.5246-0216.3 331022	L= 216,6
<b>CITROËN - BERLINGO Kasten (M_) 07/96→12/11</b>							
<b>Bremssattel</b>							
1.1 i (MAHDZ, MBHDZ, MBHFX)	44	07/96→03/08	←	☐; →Orga 09127		24.3541-1757.7 220483	TRW Ø 54 - Halter
			←	☐; →Orga 09127		24.3541-1758.7 220484	TRW Ø 54 - Halter
			←	☐; Orga 09128→		24.3541-1771.5 240239	BOS Ø 54 - Halter
			←	☐; Orga 09429→		24.3541-1771.5 240239	BOS Ø 54 - Halter
			←	☐; Orga 09128→		24.3541-1772.5 240240	BOS Ø 54 - Halter
			←	☐; Orga 09429→		24.3541-1772.5 240240	BOS Ø 54 - Halter
			←	☐; →Orga 09428		24.3541-1777.5 240247	TRW Ø 54 - Halter
			←	☐; →Orga 09428		24.3541-1778.5 240248	TRW Ø 54 - Halter
1.4 bivalent	48	11/02→12/11	←	☐; → 03/08		24.3541-1771.5 240239	BOS Ø 54 - Halter
1.6 HDi 75 (MB9HW)	55	07/05→12/11	←	☐; → 03/08		24.3541-1772.5 240240	BOS Ø 54 - Halter
1.6 HDi 90 (MB9HX, MC9HX)	66	07/05→12/11					
1.4 CNG	48	11/02→03/08	←	☐		24.3541-1771.5 240239	BOS Ø 54 - Halter
1.4 i bivalent (MBKFW)	55	04/03→10/05	←	☐		24.3541-1772.5 240240	BOS Ø 54 - Halter
1.4 i (MBKFX, MBKFW)	55	07/96→12/11	←	☐; →Orga 09127		24.3541-1757.7 220483	TRW Ø 54 - Halter
			←	☐; →Orga 09127		24.3541-1758.7 220484	TRW Ø 54 - Halter

	kw			 	! #		
<b>CITROËN - BERLINGO Kasten (M_) 07/96→12/11</b>							
 <b>Bremssattel</b>							
1.4 i (MBKFX, MBKFW)	55	07/96→12/11	  ; Orga 09128→; → 03/08	24.3541-1771.5	240239	BOS Ø 54 - Halter	
			  ; Orga 09429→; → 03/08	24.3541-1771.5	240239	BOS Ø 54 - Halter	
			  ; Orga 09429→; → 03/08	24.3541-1772.5	240240	BOS Ø 54 - Halter	
			  ; Orga 09128→; → 03/08	24.3541-1772.5	240240	BOS Ø 54 - Halter	
			  ; →Orga 09428	24.3541-1777.5	240247	TRW Ø 54 - Halter	
			  ; →Orga 09428	24.3541-1778.5	240248	TRW Ø 54 - Halter	
1.6 16V	81	08/05→12/07	  ; →Orga 09127	24.3541-1757.7	220483	TRW Ø 54 - Halter	
1.6 16V (MBNFU)	80	10/00→03/08	  ; →Orga 09127	24.3541-1758.7	220484	TRW Ø 54 - Halter	
1.8 D (MBA9A, MCA9A)	43	07/96→10/02	  ; Orga 09128→	24.3541-1771.5	240239	BOS Ø 54 - Halter	
1.8 i	66	08/99→10/02	  ; Orga 09128→	24.3541-1772.5	240240	BOS Ø 54 - Halter	
1.9 D (MBDJY)	51	07/96→12/03	  ; Orga 09128→	24.3541-1772.5	240240	BOS Ø 54 - Halter	
1.9 D 70 4WD (MBWJZ, MCWJZ)	51	07/98→03/06	  ; Orga 09127	24.3541-1757.7	220483	TRW Ø 54 - Halter	
1.9 D 70 (MBWJZ, MCWJZ)	51	04/99→12/11	  ; →Orga 09127	24.3541-1758.7	220484	TRW Ø 54 - Halter	
			  ; →Orga 09127	24.3541-1771.5	240239	BOS Ø 54 - Halter	
			  ; Orga 09128→; → 03/08	24.3541-1772.5	240240	BOS Ø 54 - Halter	
			  ; Orga 09128→; → 03/08	24.3541-1772.5	240240	BOS Ø 54 - Halter	
2.0 HDI 90 (MBRHY, MCRHY)	66	12/99→12/11	  ; →Orga 09127	24.3541-1757.7	220483	TRW Ø 54 - Halter	
			  ; →Orga 09127	24.3541-1758.7	220484	TRW Ø 54 - Halter	
			  ; Orga 09128→; → 03/08	24.3541-1771.5	240239	BOS Ø 54 - Halter	
			  ; Orga 09128→; → 03/08	24.3541-1772.5	240240	BOS Ø 54 - Halter	
			  ; → 03/08; + ESP	24.3387-1711.7	220747	TRW Ø 38 - Halter	
			  ; → 03/08; + ESP	24.3387-1712.7	220748	TRW Ø 38 - Halter	
2.0 HDI 90 4WD (MBRHY, MCRHY)	66	11/00→10/05	  ; →Orga 09127	24.3541-1757.7	220483	TRW Ø 54 - Halter	
			  ; →Orga 09127	24.3541-1758.7	220484	TRW Ø 54 - Halter	
			  ; Orga 09128→	24.3541-1771.5	240239	BOS Ø 54 - Halter	
			  ; Orga 09128→	24.3541-1772.5	240240	BOS Ø 54 - Halter	
			  ; + ESP	24.3387-1711.7	220747	TRW Ø 38 - Halter	
			  ; + ESP	24.3387-1712.7	220748	TRW Ø 38 - Halter	
Electric	27	07/03→12/05	  ; 11/04→	24.3541-1777.5	240247	TRW Ø 54 - Halter	
			  ; 11/04→	24.3541-1778.5	240248	TRW Ø 54 - Halter	
 <b>Bremsschlauch</b>							
1.1 i (MAHDZ, MBHDZ, MBHFX)	44	07/96→03/08		2	24.5111-0438.3	330568	L= 445
1.4 CNG	48	11/02→03/08	 →Orga 09533	2	24.5229-0255.3	330581	L= 255
1.4 i bivalent (MBKFW)	55	04/03→10/05	 Orga 09534→	2	24.5246-0260.3	330782	L= 260
1.6 16V	81	08/05→12/07					
1.6 16V (MBNFU)	80	10/00→03/08					
1.8 D (MBA9A, MCA9A)	43	07/96→10/02					
1.8 i	66	08/99→10/02					
1.9 D (MBDJY)	51	07/96→12/03					
1.9 D 70 4WD (MBWJZ, MCWJZ)	51	07/98→03/06					
1.4 bivalent	48	11/02→12/11	 → 03/08	2	24.5111-0438.3	330568	L= 445
1.4 i (MBKFX, MBKFW)	55	07/96→12/11	 →Orga 09533	2	24.5229-0255.3	330581	L= 255
1.9 D 70 (MBWJZ, MCWJZ)	51	04/99→12/11	 Orga 09534→; → 03/08	2	24.5246-0260.3	330782	L= 260
1.6 HDI 75 (MB9HW)	55	07/05→12/11	 → 03/08	2	24.5111-0438.3	330568	L= 445
1.6 HDI 90 (MB9HX, MC9HX)	66	07/05→12/11	 → 03/08	2	24.5246-0260.3	330782	L= 260
2.0 HDI 90 (MBRHY, MCRHY)	66	12/99→12/11	 → 03/08; - ESP	2	24.5111-0438.3	330568	L= 445
				2	24.5111-0460.3	330603	L= 460
			 →Orga 09533	2	24.5229-0255.3	330581	L= 255
 Orga 09534→; → 03/08	2	24.5246-0260.3	330782	L= 260			
2.0 HDI 90 4WD (MBRHY, MCRHY)	66	11/00→10/05	 - ESP	2	24.5111-0438.3	330568	L= 445
				2	24.5111-0460.3	330603	L= 460
			 →Orga 09533	2	24.5229-0255.3	330581	L= 255
 Orga 09534→	2	24.5246-0260.3	330782	L= 260			
Electric	27	07/03→12/05		2	24.5111-0438.3	330568	L= 445
			 11/04→; →Orga 09533	2	24.5229-0255.3	330581	L= 255
 Orga 09534→	2	24.5246-0260.3	330782	L= 260			

	kw					! #		
<b>CITROËN - BERLINGO Pritsche/Fahrgestell (B9) 04/08→</b>								
 <b>Bremssattel</b>								
1.6 BlueHDi 100	73	12/14→	←	☐		11.9601-9717.2	220901	ATE Ø 60 - Halter
1.6 HDi 90	66	04/08→	←	☐		11.9601-9718.2	220902	ATE Ø 60 - Halter
1.6 HDi 92	68	07/10→	←	☐				
<b>Feder, Bremssattel</b>								
1.6 BlueHDi 100	73	12/14→			2	11.8116-0356.1	390586	ATE
1.6 HDi 90	66	04/08→						
1.6 HDi 92	68	07/10→						
<b>Führungshülzensatz, Bremssattel</b>								
1.6 BlueHDi 100	73	12/14→	←			11.0101-5704.2	260095	ATE
1.6 HDi 90	66	04/08→						
1.6 HDi 92	68	07/10→						
<b>Führungsbolzen, Bremssattel</b>								
1.6 BlueHDi 100	73	12/14→				11.8171-0008.1	990049	ATE
1.6 HDi 90	66	04/08→						
1.6 HDi 92	68	07/10→						
<b>Dichtungssatz, Bremssattel</b>								
1.6 BlueHDi 100	73	12/14→	←			11.0441-6008.2	250038	ATE für Kolben-Ø [mm]: 60
1.6 HDi 90	66	04/08→						
1.6 HDi 92	68	07/10→						
 <b>Bremsschlauch</b>								
1.6 BlueHDi 100	73	12/14→	←		2	24.5111-0424.3	331014	L= 424,6
1.6 HDi 90	66	04/08→	→					
1.6 HDi 92	68	07/10→	→		2	24.5246-0216.3	331022	L= 216,6
<b>CITROËN - C1 (PM_, PN_) 06/05→09/14</b>								
 <b>Bremssattel</b>								
1.0	50	06/05→09/14	←	☐; → 04/14		24.3481-1791.5	240731	Ø 48 - Halter
			←	☐; → 04/14		24.3481-1792.5	240732	Ø 48 - Halter
1.4 HDi	40	06/05→09/14	←	☐; → 12/08		24.3481-1791.5	240731	Ø 48 - Halter
			←	☐; → 12/08		24.3481-1792.5	240732	Ø 48 - Halter
 <b>Bremsschlauch</b>								
1.0	50	06/05→09/14	←	☐; → 04/14		24.5262-0501.3	331025	L= 501,5
			←	☐; → 04/14		24.5295-0496.3	331033	L= 496
			→	→ 04/14	2	24.5261-0225.3	330909	L= 225
1.4 HDi	40	06/05→09/14	←	☐; → 12/08		24.5262-0501.3	331025	L= 501,5
			←	☐; → 12/08		24.5295-0496.3	331033	L= 496
			→	→ 12/08	2	24.5261-0225.3	330909	L= 225
<b>CITROËN - C1 II 04/14→</b>								
 <b>Bremssattel</b>								
1.0 VTi 68	51	04/14→	←	☐		24.3481-1791.5	240731	Ø 48 - Halter
1.2 VTi 82	60	04/14→	←	☐		24.3481-1792.5	240732	Ø 48 - Halter
<b>CITROËN - C2 (JM_) 09/03→</b>								
 <b>Bremssattel</b>								
1.1	44	09/03→	←	☐; → 12/09		24.3481-1761.5	240393	TRW Ø 48 - Halter
			←	☐; → 12/09		24.3481-1762.5	240394	TRW Ø 48 - Halter
1.4	54	09/03→	←	☐; → 12/09		24.3481-1761.5	240393	TRW Ø 48 - Halter
1.4	55	10/06→	←	☐; → 12/09		24.3481-1762.5	240394	TRW Ø 48 - Halter
			←	☐; → 12/09; V		24.3541-1803.7	220603	TRW Ø 54 - Halter
			←	☐; → 12/09; V		24.3541-1804.7	220604	TRW Ø 54 - Halter
			→	☐; → 12/09		24.3387-1705.7	220675	TRW Ø 38 - Halter
			→	☐; → 12/09		24.3387-1706.7	220676	TRW Ø 38 - Halter
1.4 16V	65	06/06→	←	☐; → 12/09; V		24.3541-1803.7	220603	TRW Ø 54 - Halter
			←	☐; → 12/09; V		24.3541-1804.7	220604	TRW Ø 54 - Halter
			→	☐; → 12/09		24.3387-1705.7	220675	TRW Ø 38 - Halter
			→	☐; → 12/09		24.3387-1706.7	220676	TRW Ø 38 - Halter
↓								

**CITROËN - C2 (JM\_) 09/03→**

**Bremssattel**

1.4 HDi	50	09/03→	←	☐; → 12/09	24.3481-1761.5	240393	TRW Ø 48 - Halter
			←	☐; → 12/09	24.3481-1762.5	240394	TRW Ø 48 - Halter
			←	☐; Orga 10801→; → 12/09; V	24.3541-1771.5	240239	BOS Ø 54 - Halter
			←	☐; Orga 10801→; → 12/09; V	24.3541-1772.5	240240	BOS Ø 54 - Halter
			←	☐; →Orga 10800; V	24.3541-1803.7	220603	TRW Ø 54 - Halter
			←	☐; →Orga 10800; V	24.3541-1804.7	220604	TRW Ø 54 - Halter
			→	☐; → 12/09	24.3387-1705.7	220675	TRW Ø 38 - Halter
			→	☐; → 12/09	24.3387-1706.7	220676	TRW Ø 38 - Halter
1.6	80	09/03→	←	☐; Orga 10801→; → 12/09	24.3541-1771.5	240239	BOS Ø 54 - Halter
			←	☐; Orga 10801→; → 12/09	24.3541-1772.5	240240	BOS Ø 54 - Halter
			←	☐; →Orga 10800	24.3541-1803.7	220603	TRW Ø 54 - Halter
			←	☐; →Orga 10800	24.3541-1804.7	220604	TRW Ø 54 - Halter
			→	☐; → 12/09	24.3387-1705.7	220675	TRW Ø 38 - Halter
			→	☐; → 12/09	24.3387-1706.7	220676	TRW Ø 38 - Halter
1.6 HDi 1.6 VTS	80 90	09/05→ 01/05→	←	☐; → 12/09	24.3541-1771.5	240239	BOS Ø 54 - Halter
			←	☐; → 12/09	24.3541-1772.5	240240	BOS Ø 54 - Halter
			→	☐; → 12/09	24.3387-1705.7	220675	TRW Ø 38 - Halter
			→	☐; → 12/09	24.3387-1706.7	220676	TRW Ø 38 - Halter

**Bremsschlauch**

1.1	44	09/03→	←	→ 12/09;	2	24.5111-0446.3	331055	L= 445				
			←	passend für Felgengröße [Zoll]: 16								
1.4	54	09/03→	←	→ 12/09; nicht für Felgengröße [Zoll]: 16	2	24.5111-0460.3	330603	L= 460				
1.4	55	10/06→	←	→Orga 10569	2	24.5246-0185.3	330881	L= 185				
1.4 HDi	50	09/03→	→	Orga 10570→; → 12/09	2	24.5246-0190.3	330697	L= 190				
1.6	80	09/03→	→	→ 12/09;	2	24.5111-0446.3	331055	L= 445				
			←	passend für Felgengröße [Zoll]: 16								
			←	→ 12/09; nicht für Felgengröße [Zoll]: 16	2	24.5111-0460.3	330603	L= 460				
			→	Orga 10570→; → 12/09	2	24.5246-0190.3	330697	L= 190				
1.6 HDi	80	09/05→	←	→ 12/09;	2	24.5111-0446.3	331055	L= 445				
			←	passend für Felgengröße [Zoll]: 16								
			←	→ 12/09; nicht für Felgengröße [Zoll]: 16								
			→	Orga 10570→; → 12/09	2	24.5246-0190.3	330697	L= 190				
1.6 VTS	90	01/05→	←	→ 12/09	2	24.5111-0446.3	331055	L= 445				
			→	→Orga 10569					2	24.5246-0185.3	330881	L= 185
			→	Orga 10570→; → 12/09								









**CITROËN - C2 ENTERPRISE 04/09→**

**Bremssattel**











1.4 HDi	50	04/09→	←	☐; → 12/09	24.3481-1761.5	240393	TRW Ø 48 - Halter
			←	☐; → 12/09	24.3481-1762.5	240394	TRW Ø 48 - Halter
			←	☐; Orga 10801→; → 12/09; V	24.3541-1771.5	240239	BOS Ø 54 - Halter
			←	☐; Orga 10801→; → 12/09; V	24.3541-1772.5	240240	BOS Ø 54 - Halter
			←	☐; →Orga 10800; V	24.3541-1803.7	220603	TRW Ø 54 - Halter
			←	☐; →Orga 10800; V	24.3541-1804.7	220604	TRW Ø 54 - Halter
			→	☐; → 12/09	24.3387-1705.7	220675	TRW Ø 38 - Halter
			→	☐; → 12/09	24.3387-1706.7	220676	TRW Ø 38 - Halter


























**Bremsschlauch**











1.4 HDi	50	04/09→	←	→ 12/09;	2	24.5111-0446.3	331055	L= 445			
			←	passend für Felgengröße [Zoll]: 16							
						←	→ 12/09; nicht für Felgengröße [Zoll]: 16	2	24.5111-0460.3	330603	L= 460
						→	→Orga 10569	2	24.5246-0185.3	330881	L= 185
			→	Orga 10570→; → 12/09	2	24.5246-0190.3	330697	L= 190			

	kw			 	! #			
<b>CITROËN - C3 I (FC_) 02/02→</b>								
 <b>Bremssattel</b>								
1.1 i	44	02/02→	←	☐; → 08/09		24.3481-1761.5	240393	TRW Ø 48 - Halter
1.4 HDi	50	02/02→	←	☐; → 08/09		24.3481-1762.5	240394	TRW Ø 48 - Halter
1.4 HDi	52	07/03→02/11	←					
1.4 HDi	55	05/05→						
1.4 i	54	02/02→						
1.4 16V	65	12/03→	←	☐; → 08/09; passend für Felgengröße [Zoll]: 16		24.3541-1771.5	240239	BOS Ø 54 - Halter
			←	☐; → 08/09; passend für Felgengröße [Zoll]: 16		24.3541-1772.5	240240	BOS Ø 54 - Halter
			←	☐; → 08/09; passend für Felgengröße [Zoll]: 15; nicht für Felgengröße [Zoll]: 16		24.3541-1803.7	220603	TRW Ø 54 - Halter
			←	☐; → 08/09; passend für Felgengröße [Zoll]: 15; nicht für Felgengröße [Zoll]: 16		24.3541-1804.7	220604	TRW Ø 54 - Halter
1.4 16V HDi	66	02/02→	←	☐; → 08/09; nicht für Felgengröße [Zoll]: 16		24.3541-1803.7	220603	TRW Ø 54 - Halter
			←	☐; → 08/09; nicht für Felgengröße [Zoll]: 16		24.3541-1804.7	220604	TRW Ø 54 - Halter
1.4 i Bivalent	54	02/02→	←	☐; 09/05→ 08/09		24.3481-1761.5	240393	TRW Ø 48 - Halter
			←	☐; 09/05→ 08/09		24.3481-1762.5	240394	TRW Ø 48 - Halter
1.6 16V	80	02/02→	←	☐; →Orga 10800; Automatikgetriebe		24.3541-1761.5	240233	Ø 54 - Halter
			←	☐; Orga 10801→; → 08/09; Automatikgetriebe		24.3541-1761.5	240233	Ø 54 - Halter
			←	☐; Orga 10801→; → 08/09; Automatikgetriebe		24.3541-1762.5	240234	Ø 54 - Halter
			←	☐; →Orga 10800; Automatikgetriebe		24.3541-1762.5	240234	Ø 54 - Halter
			←	☐; → 08/09; Schaltgetriebe; passend für Felgengröße [Zoll]: 16		24.3541-1771.5	240239	BOS Ø 54 - Halter
			←	☐; → 08/09; Schaltgetriebe; passend für Felgengröße [Zoll]: 16		24.3541-1772.5	240240	BOS Ø 54 - Halter
			←	☐; → 08/09; Schaltgetriebe; nicht für Felgengröße [Zoll]: 16		24.3541-1803.7	220603	TRW Ø 54 - Halter
			←	☐; → 08/09; Schaltgetriebe; nicht für Felgengröße [Zoll]: 16		24.3541-1804.7	220604	TRW Ø 54 - Halter
			→	☐; → 08/09		24.3387-1705.7	220675	TRW Ø 38 - Halter
			→	☐; → 08/09		24.3387-1706.7	220676	TRW Ø 38 - Halter
1.6 16V	81	05/03→09/05	←	☐; Orga 10801→; Automatikgetriebe		24.3541-1761.5	240233	Ø 54 - Halter
			←	☐; →Orga 10800; Automatikgetriebe		24.3541-1761.5	240233	Ø 54 - Halter
			←	☐; Orga 10801→; Automatikgetriebe		24.3541-1762.5	240234	Ø 54 - Halter
			←	☐; →Orga 10800; Automatikgetriebe		24.3541-1762.5	240234	Ø 54 - Halter
			←	☐; Schaltgetriebe; passend für Felgengröße [Zoll]: 16		24.3541-1771.5	240239	BOS Ø 54 - Halter
			←	☐; Schaltgetriebe; passend für Felgengröße [Zoll]: 16		24.3541-1772.5	240240	BOS Ø 54 - Halter
			←	☐; Schaltgetriebe; nicht für Felgengröße [Zoll]: 16		24.3541-1803.7	220603	TRW Ø 54 - Halter
			←	☐; Schaltgetriebe; nicht für Felgengröße [Zoll]: 16		24.3541-1804.7	220604	TRW Ø 54 - Halter
			→	☐		24.3387-1705.7	220675	TRW Ø 38 - Halter
			→	☐		24.3387-1706.7	220676	TRW Ø 38 - Halter
1.6 16V HDi	66	10/05→	←	☐; → 08/09; passend für Felgengröße [Zoll]: 16		24.3541-1771.5	240239	BOS Ø 54 - Halter
			←	☐; → 08/09; passend für Felgengröße [Zoll]: 16		24.3541-1772.5	240240	BOS Ø 54 - Halter
			←	☐; → 08/09; passend für Felgengröße [Zoll]: 15; nicht für Felgengröße [Zoll]: 16		24.3541-1803.7	220603	TRW Ø 54 - Halter
			←	☐; → 08/09; passend für Felgengröße [Zoll]: 15; nicht für Felgengröße [Zoll]: 16		24.3541-1804.7	220604	TRW Ø 54 - Halter
			→	☐; → 08/09		24.3387-1705.7	220675	TRW Ø 38 - Halter
			→	☐; → 08/09		24.3387-1706.7	220676	TRW Ø 38 - Halter
1.6 16V HDi	80	09/05→	←	☐; Orga 10801→; → 08/09		24.3541-1761.5	240233	Ø 54 - Halter
			←	☐; →Orga 10800		24.3541-1761.5	240233	Ø 54 - Halter
			←	☐; →Orga 10800		24.3541-1762.5	240234	Ø 54 - Halter
			←	☐; Orga 10801→; → 08/09		24.3541-1762.5	240234	Ø 54 - Halter




















	kw			 	! #		
<b>CITROËN - C3 I (FC_) 02/02 →</b>							
 <b>Bremssattel</b>							
1.6 16V HDi	80	09/05 →	←	☐; → 08/09; nicht für Felgengröße [Zoll]: 16	2	24.3541-1803.7 220603	TRW Ø 54 - Halter
			←	☐; → 08/09; nicht für Felgengröße [Zoll]: 16	2	24.3541-1804.7 220604	TRW Ø 54 - Halter
			→	☐; → 08/09	2	24.3387-1705.7 220675	TRW Ø 38 - Halter
			→	☐; → 08/09	2	24.3387-1706.7 220676	TRW Ø 38 - Halter
 <b>Bremsschlauch</b>							
1.1 i	44	02/02 →	←	→ 08/09	2	24.5111-0460.3 330603	L= 460
1.4 16V	65	12/03 →	→	→ Orga 10569	2	24.5246-0185.3 330881	L= 185
1.4 16V HDi	66	02/02 →	→	Orga 10570 →; → 08/09	2	24.5246-0190.3 330697	L= 190
1.4 HDi	50	02/02 →					
1.4 HDi	52	07/03 → 02/11					
1.4 HDi	55	05/05 →					
1.4 i	54	02/02 →					
1.6 16V HDi	66	10/05 →					
1.4 i Bivalent	54	02/02 →	←	09/05 → 08/09	2	24.5111-0460.3 330603	L= 460
			→	09/05 →; → Orga 10569	2	24.5246-0185.3 330881	L= 185
			→	Orga 10570 →; → 08/09	2	24.5246-0190.3 330697	L= 190
1.6 16V	80	02/02 →	←	→ 08/09; Automatikgetriebe; passend für Felgengröße [Zoll]: 16	2	24.5111-0446.3 331055	L= 445
			←	→ 08/09; Schaltgetriebe; nicht für Felgengröße [Zoll]: 16	2	24.5111-0460.3 330603	L= 460
			→	→ Orga 10569	2	24.5246-0185.3 330881	L= 185
			→	Orga 10570 →; → 08/09	2	24.5246-0190.3 330697	L= 190
1.6 16V	81	05/03 → 09/05	←	Automatikgetriebe; passend für Felgengröße [Zoll]: 16	2	24.5111-0446.3 331055	L= 445
			←	Schaltgetriebe; nicht für Felgengröße [Zoll]: 16	2	24.5111-0460.3 330603	L= 460
			→	→ Orga 10569	2	24.5246-0185.3 330881	L= 185
			→	Orga 10570 →	2	24.5246-0190.3 330697	L= 190
1.6 16V HDi	80	09/05 →	←	→ 08/09; + ABS	2	24.5111-0446.3 331055	L= 445
			←	→ 08/09; - ABS	2	24.5111-0460.3 330603	L= 460
			→	→ Orga 10569	2	24.5246-0185.3 330881	L= 185
			→	Orga 10570 →; → 08/09	2	24.5246-0190.3 330697	L= 190
<b>CITROËN - C3 II 11/09 →</b>							
 <b>Bremssattel</b>							
1.0 VTi 68	50	08/12 →	←	☐; 10/12 →	2	24.3541-1771.5 240239	BOS Ø 54 - Halter
1.2 VTi 82	60	06/12 →	←	☐; 10/12 →	2	24.3541-1772.5 240240	BOS Ø 54 - Halter
1.1	44	11/09 →	←	☐	2	24.3541-1771.5 240239	BOS Ø 54 - Halter
1.1 BiFuel	44	11/10 →					
1.4	54	11/09 →	←	☐	2	24.3541-1772.5 240240	BOS Ø 54 - Halter
1.4 HDi 70	50	11/09 →					
1.4 LPG	54	07/10 →					
1.4 VTi	72	11/09 →					
1.4 VTi 95	70	11/09 →					
1.6 HDi	68	11/09 →					
1.6 HDi 90	66	11/09 →					
1.2 THP 110	81	10/14 →	←	☐; für Bremsscheibendurchmesser [mm]: 266	2	24.3541-1771.5 240239	BOS Ø 54 - Halter
1.4 LPG	70	06/13 →					
1.6 BlueHDi 100	73	07/14 →					
1.6 BlueHDi 75	55	04/15 →	←	☐; für Bremsscheibendurchmesser [mm]: 266	2	24.3541-1772.5 240240	BOS Ø 54 - Halter
1.6 VTi 120	88	11/09 →					
			→	☐	2	24.3387-1733.5 240655	TRW Ø 38 - Halter
			→	☐	2	24.3387-1734.5 240656	TRW Ø 38 - Halter
1.2 VTi 68	50	07/16 →	←	☐	2	24.3541-1771.5 240239	BOS Ø 54 - Halter
			←	☐	2	24.3541-1772.5 240240	BOS Ø 54 - Halter
			→	☐	2	24.3387-1733.5 240655	TRW Ø 38 - Halter
			→	☐	2	24.3387-1734.5 240656	TRW Ø 38 - Halter
1.6 HDi 110	82	11/09 →	→	☐	2	24.3387-1733.5 240655	TRW Ø 38 - Halter
1.6 HDi 115	84	09/12 →	→	☐	2	24.3387-1734.5 240656	TRW Ø 38 - Halter
↓							








	kw				! #		
<b>CITROËN - C3 II 11/09→</b>							
 <b>Bremsschlauch</b>							
1.0 VTi 68	50	08/12→	←	10/12→	2	24.5111-0496.3 331371	L= 495
1.2 VTi 82	60	06/12→	→	10/12→	2	24.5239-0165.3 330606	L= 165
1.1	44	11/09→	←		2	24.5111-0496.3 331371	L= 495
1.1 BiFuel	44	11/10→					
1.2 THP 110	81	10/14→	→		2	24.5239-0165.3 330606	L= 165
1.4	54	11/09→					
1.4 HDi 70	50	11/09→					
1.4 LPG	54	07/10→					
1.4 LPG	70	06/13→					
1.4 VTi	72	11/09→					
1.4 VTi 95	70	11/09→					
1.6 BlueHDi 100	73	07/14→					
1.6 BlueHDi 75	55	04/15→					
1.6 HDi	68	11/09→					
1.6 HDi 110	82	11/09→					
1.6 HDi 115	84	09/12→					
1.6 HDi 90	66	11/09→					
1.6 VTi 120	88	11/09→					
1.2 VTi 68	50	07/16→	←	langer Radstand	2	24.5111-0496.3 331371	L= 495
			←	kurzer Radstand	2	24.5144-0480.3 330961	L= 480
			→		2	24.5239-0190.3 330966	L= 190
<b>CITROËN - C3 III (SX) 07/16→</b>							
 <b>Bremssattel</b>							
1.2 THP 110	81	07/16→	←			24.3541-1771.5 240239	BOS Ø 54 - Halter
1.2 VTi 82	60	07/16→					
1.6 BlueHDi 100	73	07/16→	←			24.3541-1772.5 240240	BOS Ø 54 - Halter
1.6 BlueHDi 75	55	07/16→	→			24.3387-1733.5 240655	TRW Ø 38 - Halter
			→			24.3387-1734.5 240656	TRW Ø 38 - Halter
 <b>Bremsschlauch</b>							
1.2 THP 110	81	07/16→	←	langer Radstand	2	24.5111-0496.3 331371	L= 495
1.2 VTi 82	60	07/16→					
1.6 BlueHDi 100	73	07/16→	←	kurzer Radstand	2	24.5144-0480.3 330961	L= 480
1.6 BlueHDi 75	55	07/16→	→		2	24.5239-0190.3 330966	L= 190
<b>CITROËN - C3 Picasso 02/09→</b>							
 <b>Bremssattel</b>							
1.2 THP 110	81	01/15→	←	 ; für Bremsscheibendurchmesser [mm]: 266		24.3541-1771.5 240239	BOS Ø 54 - Halter
1.4 VTi 95	70	02/09→					
1.4 VTi 95 LPG	70	01/12→					
1.6 BlueHDi 100	73	01/15→	←	 ; für Bremsscheibendurchmesser [mm]: 266		24.3541-1772.5 240240	BOS Ø 54 - Halter
1.6 HDi	66	02/09→					
1.6 HDi	80	02/09→					
1.6 HDi 110	82	05/10→					
1.6 HDi 115	84	01/13→	→			24.3387-1733.5 240655	TRW Ø 38 - Halter
1.6 HDi 90	68	07/10→	→			24.3387-1734.5 240656	TRW Ø 38 - Halter
1.6 VTi 120	88	02/09→					
1.6 VTRi	84	10/16→					
 <b>Bremsschlauch</b>							
1.2 THP 110	81	01/15→	←		2	24.5144-0480.3 330961	L= 480
1.4 VTi 95	70	02/09→					
1.4 VTi 95 LPG	70	01/12→	→		2	24.5239-0190.3 330966	L= 190
1.6 BlueHDi 100	73	01/15→					
1.6 HDi	66	02/09→					
1.6 HDi	80	02/09→					
1.6 HDi 110	82	05/10→					
1.6 HDi 115	84	01/13→					
1.6 HDi 90	68	07/10→					
1.6 VTi 120	88	02/09→					
1.6 VTRi	84	10/16→					
<b>CITROËN - C3 Pluriel (HB_) 05/03→</b>							
 <b>Bremssattel</b>							
1.4	54	05/03→	←	 ; → 07/10		24.3541-1803.7 220603	TRW Ø 54 - Halter
1.4	55	07/03→					
1.4 HDi	50	04/04→	←	 ; → 07/10		24.3541-1804.7 220604	TRW Ø 54 - Halter
1.4 Hybrid	54	05/05→					
1.6	80	05/03→	←	 ; → 07/10		24.3541-1803.7 220603	TRW Ø 54 - Halter
			←	 ; → 07/10		24.3541-1804.7 220604	TRW Ø 54 - Halter
			→	 ; → 07/10		24.3387-1705.7 220675	TRW Ø 38 - Halter
↓							









	kW			 	! #		
<b>CITROËN - C3 Pluriel (HB_) 05/03→</b>							
 <b>Bremssattel</b>							
1.6	80	05/03→	→	☐; → 07/10		24.3387-1706.7 220676	TRW Ø 38 - Halter
 <b>Bremsschlauch</b>							
1.4	54	05/03→	←	→ 07/10	2	24.5111-0460.3 330603	L= 460
1.4	55	07/03→	←	→ 07/10			
1.4 HDi	50	04/04→	→	→Orga 10569	2	24.5246-0185.3 330881	L= 185
1.4 Hybrid	54	05/05→	→	Orga 10570→; → 07/10			
1.6	80	05/03→	→	Orga 10570→; → 07/10	2	24.5246-0190.3 330697	L= 190
<b>CITROËN - C4 I (LC_) 11/04→07/11</b>							
 <b>Bremssattel</b>							
1.4 16V	65	11/04→07/11	←	☐; →Orga 10550; + ESP		24.3541-1761.5 240233	Ø 54 - Halter
1.6 HDi	66	11/04→07/11	←	☐; →Orga 10550; + ESP		24.3541-1762.5 240234	Ø 54 - Halter
			←	☐; - ESP		24.3541-1771.5 240239	BOS Ø 54 - Halter
			←	☐; Orga 10551→; + ESP		24.3541-1771.5 240239	BOS Ø 54 - Halter
			←	☐; - ESP		24.3541-1772.5 240240	BOS Ø 54 - Halter
			←	☐; Orga 10551→; + ESP		24.3541-1772.5 240240	BOS Ø 54 - Halter
			→	☐; Orga 12334→		24.3387-1709.7 220743	TRW Ø 38 - Halter
			→	☐; →Orga 11584		24.3387-1709.7 220743	TRW Ø 38 - Halter
			→	☐; →Orga 11584		24.3387-1710.7 220744	TRW Ø 38 - Halter
			→	☐; Orga 12334→		24.3387-1710.7 220744	TRW Ø 38 - Halter
			→	☐; Orga 11431→ Orga 12333		24.3387-1731.7 221009	TRW Ø 38 - Halter
			→	☐; Orga 11431→ Orga 12333		24.3387-1732.7 221010	TRW Ø 38 - Halter
1.6 16V	80	11/04→07/11	←	☐; →Orga 10550; + ESP		24.3541-1761.5 240233	Ø 54 - Halter
			←	☐; →Orga 10550; + ESP		24.3541-1762.5 240234	Ø 54 - Halter
			←	☐; - ESP; Schaltgetriebe		24.3541-1771.5 240239	BOS Ø 54 - Halter
			←	☐; Orga 10551→; + ESP; Schaltgetriebe		24.3541-1771.5 240239	BOS Ø 54 - Halter
			←	☐; Orga 10551→; + ESP; Schaltgetriebe		24.3541-1772.5 240240	BOS Ø 54 - Halter
			←	☐; - ESP; Schaltgetriebe		24.3541-1772.5 240240	BOS Ø 54 - Halter
			→	☐; Orga 12334→		24.3387-1709.7 220743	TRW Ø 38 - Halter
			→	☐; →Orga 11584		24.3387-1709.7 220743	TRW Ø 38 - Halter
			→	☐; →Orga 11584		24.3387-1710.7 220744	TRW Ø 38 - Halter
			→	☐; Orga 12334→		24.3387-1710.7 220744	TRW Ø 38 - Halter
			→	☐; Orga 11431→ Orga 12333		24.3387-1731.7 221009	TRW Ø 38 - Halter
			→	☐; Orga 11431→ Orga 12333		24.3387-1732.7 221010	TRW Ø 38 - Halter
1.6 16V Bio-Flex	80	09/07→07/08	←	☐; →Orga 10550; + ABS; Schaltgetriebe		24.3541-1761.5 240233	Ø 54 - Halter
1.6 Flex	81	02/09→07/11	←	☐; →Orga 10550; + ABS; Schaltgetriebe		24.3541-1762.5 240234	Ø 54 - Halter
			←	☐; - ESP; Schaltgetriebe		24.3541-1771.5 240239	BOS Ø 54 - Halter
			←	☐; Orga 10551→; + ESP; Schaltgetriebe		24.3541-1771.5 240239	BOS Ø 54 - Halter
			←	☐; - ESP; Schaltgetriebe		24.3541-1772.5 240240	BOS Ø 54 - Halter
			←	☐; Orga 10551→; + ESP; Schaltgetriebe		24.3541-1772.5 240240	BOS Ø 54 - Halter
			→	☐; Orga 12334→		24.3387-1709.7 220743	TRW Ø 38 - Halter
			→	☐; →Orga 11584		24.3387-1709.7 220743	TRW Ø 38 - Halter
			→	☐; Orga 12334→		24.3387-1710.7 220744	TRW Ø 38 - Halter
			→	☐; →Orga 11584		24.3387-1710.7 220744	TRW Ø 38 - Halter
			→	☐; Orga 11431→ Orga 12333		24.3387-1731.7 221009	TRW Ø 38 - Halter
			→	☐; Orga 11431→ Orga 12333		24.3387-1732.7 221010	TRW Ø 38 - Halter
1.6 HDi	80	11/04→07/11	←	☐; →Orga 12053; + ESP		24.3541-1761.5 240233	Ø 54 - Halter
			←	☐; →Orga 12053; + ESP		24.3541-1762.5 240234	Ø 54 - Halter
			→	☐; Orga 12334→		24.3387-1709.7 220743	TRW Ø 38 - Halter
			→	☐; →Orga 11584		24.3387-1709.7 220743	TRW Ø 38 - Halter
			→	☐; Orga 12334→		24.3387-1710.7 220744	TRW Ø 38 - Halter
			→	☐; →Orga 11584		24.3387-1710.7 220744	TRW Ø 38 - Halter
			→	☐; Orga 11431→ Orga 12333		24.3387-1731.7 221009	TRW Ø 38 - Halter
			→	☐; Orga 11431→ Orga 12333		24.3387-1732.7 221010	TRW Ø 38 - Halter
↓							


















	kw			 	! #		
<b>CITROËN - C4 I (LC_) 11/04→07/11</b>							
<b> Bremssattel</b>							
1.6 THP 140 1.6 THP 150 2.0 16V	103 110 100	07/08→07/11 07/08→07/11 11/04→07/07	← □ ← □ → □; Orga 12334→ → □; →Orga 11584 → □; →Orga 11584 → □; Orga 12334→ → □; Orga 11431→ Orga 12333 → □; Orga 11431→ Orga 12333			24.3541-1761.5 240233 24.3541-1762.5 240234 24.3387-1709.7 220743 24.3387-1709.7 220743 24.3387-1710.7 220744 24.3387-1710.7 220744 24.3387-1731.7 221009 24.3387-1732.7 221010	Ø 54 - Halter Ø 54 - Halter TRW Ø 38 - Halter TRW Ø 38 - Halter TRW Ø 38 - Halter TRW Ø 38 - Halter TRW Ø 38 - Halter TRW Ø 38 - Halter
1.6 VTi 120	88	07/08→07/11	← □; Vorschaltgetriebe ← □; Vorschaltgetriebe ← □; Schaltgetriebe ← □; Schaltgetriebe → □; Orga 12334→ → □; →Orga 11584 → □; →Orga 11584 → □; Orga 12334→ → □; Orga 11431→ Orga 12333 → □; Orga 11431→ Orga 12333			24.3541-1761.5 240233 24.3541-1762.5 240234 24.3541-1771.5 240239 24.3541-1772.5 240240 24.3387-1709.7 220743 24.3387-1709.7 220743 24.3387-1710.7 220744 24.3387-1710.7 220744 24.3387-1731.7 221009 24.3387-1732.7 221010	Ø 54 - Halter Ø 54 - Halter BOS Ø 54 - Halter BOS Ø 54 - Halter TRW Ø 38 - Halter TRW Ø 38 - Halter TRW Ø 38 - Halter TRW Ø 38 - Halter TRW Ø 38 - Halter TRW Ø 38 - Halter TRW Ø 38 - Halter
2.0 16V 2.0 16V	103 105	11/04→07/11 09/06→07/09	← □; →Orga 12053 ← □; →Orga 12053 → □; Orga 12334→ → □; →Orga 11584 → □; →Orga 11584 → □; Orga 12334→ → □; Orga 11431→ Orga 12333 → □; Orga 11431→ Orga 12333			24.3541-1761.5 240233 24.3541-1762.5 240234 24.3387-1709.7 220743 24.3387-1709.7 220743 24.3387-1710.7 220744 24.3387-1710.7 220744 24.3387-1731.7 221009 24.3387-1732.7 221010	Ø 54 - Halter Ø 54 - Halter TRW Ø 38 - Halter TRW Ø 38 - Halter TRW Ø 38 - Halter TRW Ø 38 - Halter TRW Ø 38 - Halter TRW Ø 38 - Halter
2.0 16V 2.0 HDi 2.0 HDi	130 100 103	11/04→07/08 11/04→07/11 07/08→07/11	← □; →Orga 10487 ← □; Orga 10488→ Orga 11577 ← □; Orga 10488→ Orga 11577 ← □; →Orga 10487 ← □; Orga 11578→ ← □; Orga 11578→ → □; →Orga 11584 → □; Orga 12334→ → □; Orga 12334→ → □; →Orga 11584 → □; Orga 11431→ Orga 12333 → □; Orga 11431→ Orga 12333			11.9571-9765.2 220663 11.9571-9765.2 220663 11.9571-9766.2 220664 11.9571-9766.2 220664 11.9571-9939.2 220923 11.9571-9940.2 220924 24.3387-1709.7 220743 24.3387-1709.7 220743 24.3387-1710.7 220744 24.3387-1710.7 220744 24.3387-1710.7 220744 24.3387-1731.7 221009 24.3387-1732.7 221010	ATE Ø 57 - Halter ATE Ø 57 - Halter ATE Ø 57 - Halter ATE Ø 57 - Halter ATE Ø 57 - Halter ATE Ø 57 - Halter TRW Ø 38 - Halter TRW Ø 38 - Halter TRW Ø 38 - Halter TRW Ø 38 - Halter TRW Ø 38 - Halter TRW Ø 38 - Halter TRW Ø 38 - Halter
2.0 HDi	81	04/07→07/08	← □ ← □ → □ → □			24.3541-1761.5 240233 24.3541-1762.5 240234 24.3387-1709.7 220743 24.3387-1710.7 220744	Ø 54 - Halter Ø 54 - Halter TRW Ø 38 - Halter TRW Ø 38 - Halter
<b>Feder, Bremssattel</b>							
2.0 16V 2.0 HDi 2.0 HDi	130 100 103	11/04→07/08 11/04→07/11 07/08→07/11	Orga 11578→ ← Orga 10488→ Orga 11577 ← →Orga 10487	2 2 2	11.8116-0356.1 11.8116-0351.1 11.8116-0351.1	390586 390538 390538	ATE ATE ATE
<b>Führungshülzensatz, Bremssattel</b>							
2.0 16V 2.0 HDi 2.0 HDi	130 100 103	11/04→07/08 11/04→07/11 07/08→07/11	← Orga 11578→		11.0101-5704.2	260095	ATE
<b>Führungsbolzen, Bremssattel</b>							
2.0 16V 2.0 HDi ↓	130 100	11/04→07/08 11/04→07/11	Orga 11578→		11.8171-0008.1	990049	ATE

	kw					! #		
<b>CITROËN - C4 I (LC_) 11/04 → 07/11</b>								
<b>Führungsbolzen, Bremsattel</b>								
2.0 HDi	103	07/08 → 07/11	←	Orga 10488 → Orga 11577		11.8171-0008.1	990049	ATE
			←	→ Orga 10487		11.8171-0008.1	990049	ATE
<b> Bremserschlauch</b>								
1.4 16V	65	11/04 → 07/11	←		2	24.5111-0420.3	330682	L= 420
1.6 16V	80	11/04 → 07/11	→		2	24.5246-0190.3	330697	L= 190
1.6 16V Bio-Flex	80	09/07 → 07/08						
1.6 Flex	81	02/09 → 07/11						
1.6 HDi	66	11/04 → 07/11						
1.6 HDi	80	11/04 → 07/11						
1.6 THP 140	103	07/08 → 07/11						
1.6 THP 150	110	07/08 → 07/11						
1.6 VTi 120	88	07/08 → 07/11						
2.0 16V	100	11/04 → 07/07						
2.0 16V	103	11/04 → 07/11						
2.0 16V	105	09/06 → 07/09						
2.0 16V	130	11/04 → 07/08						
2.0 HDi	81	04/07 → 07/08						
2.0 HDi	100	11/04 → 07/11						
2.0 HDi	103	07/08 → 07/11						
<b>CITROËN - C4 II (B7) 11/09 →</b>								
<b> Bremsattel</b>								
1.2 THP 110	81	02/15 →	→	☐; - eFSB		24.3387-1731.7	221009	TRW Ø 38 - Halter
1.4 VTi 95	70	11/09 →	→	☐; - eFSB		24.3387-1732.7	221010	TRW Ø 38 - Halter
1.2 THP 130	96	04/14 →	←	☐		11.9601-9717.2	220901	ATE Ø 60 - Halter
1.6 BlueHDi 100	73	07/14 →	←	☐		11.9601-9718.2	220902	ATE Ø 60 - Halter
1.6 BlueHDi 120	88	02/15 →	←	☐				
1.6 HDi 110	82	11/09 →	→	☐; - eFSB		24.3387-1731.7	221009	TRW Ø 38 - Halter
1.6 HDi 115	84	07/12 →	→	☐; - eFSB		24.3387-1732.7	221010	TRW Ø 38 - Halter
1.6 VTi 120	88	11/09 →	→	☐; - eFSB				
1.6 VTi 120 LPG	88	09/11 →	→	☐; - eFSB				
1.6 BlueHDi 115	85	08/14 →	←	☐		11.9601-9717.2	220901	ATE Ø 60 - Halter
1.6 THP 155	115	11/09 →	←	☐		11.9601-9718.2	220902	ATE Ø 60 - Halter
2.0 HDi / BlueHDi 150	110	11/09 →	←	☐				
1.6 HDi 90	68	11/09 →	←	☐; + eFSB		11.9601-9717.2	220901	ATE Ø 60 - Halter
			←	☐; + eFSB		11.9601-9718.2	220902	ATE Ø 60 - Halter
			→	☐; - eFSB		24.3387-1731.7	221009	TRW Ø 38 - Halter
			→	☐; - eFSB		24.3387-1732.7	221010	TRW Ø 38 - Halter
<b>Feder, Bremsattel</b>								
1.2 THP 130	96	04/14 →			2	11.8116-0356.1	390586	ATE
1.6 BlueHDi 100	73	07/14 →						
1.6 BlueHDi 115	85	08/14 →						
1.6 BlueHDi 120	88	02/15 →						
1.6 HDi 110	82	11/09 →						
1.6 HDi 115	84	07/12 →						
1.6 THP 155	115	11/09 →						
1.6 VTi 120	88	11/09 →						
1.6 VTi 120 LPG	88	09/11 →						
2.0 HDi / BlueHDi 150	110	11/09 →						
1.6 HDi 90	68	11/09 →		+ eFSB	2	11.8116-0356.1	390586	ATE
<b>Führungshülzensatz, Bremsattel</b>								
1.2 THP 130	96	04/14 →	←			11.0101-5704.2	260095	ATE
1.6 BlueHDi 100	73	07/14 →						
1.6 BlueHDi 115	85	08/14 →						
1.6 BlueHDi 120	88	02/15 →						
1.6 HDi 110	82	11/09 →						
1.6 HDi 115	84	07/12 →						
1.6 THP 155	115	11/09 →						
1.6 VTi 120	88	11/09 →						
1.6 VTi 120 LPG	88	09/11 →						
2.0 HDi / BlueHDi 150	110	11/09 →						
1.6 HDi 90	68	11/09 →	←	+ eFSB		11.0101-5704.2	260095	ATE
<b>Führungsbolzen, Bremsattel</b>								
1.2 THP 130	96	04/14 →				11.8171-0008.1	990049	ATE
1.6 BlueHDi 100	73	07/14 →						
1.6 BlueHDi 115	85	08/14 →						
1.6 BlueHDi 120	88	02/15 →						
1.6 HDi 110	82	11/09 →						
1.6 HDi 115	84	07/12 →						
1.6 THP 155	115	11/09 →						
1.6 VTi 120	88	11/09 →						
↓								

	kw			 	! #		
<b>CITROËN - C4 II (B7) 11/09→</b>							
<b>Führungsbolzen, Bremsattel</b>							
1.6 VTi 120 LPG	88	09/11→				11.8171-0008.1 990049	ATE
2.0 HDi / BlueHDi 150	110	11/09→				11.8171-0008.1 990049	ATE
1.6 HDi 90	68	11/09→		+ eFSB		11.8171-0008.1 990049	ATE
<b>Dichtungssatz, Bremsattel</b>							
1.2 THP 130	96	04/14→	←			11.0441-6008.2 250038	ATE für Kolben-Ø [mm]: 60
1.6 BlueHDi 100	73	07/14→					
1.6 BlueHDi 115	85	08/14→					
1.6 BlueHDi 120	88	02/15→					
1.6 HDi 110	82	11/09→					
1.6 HDi 115	84	07/12→					
1.6 THP 155	115	11/09→					
1.6 VTi 120	88	11/09→					
1.6 VTi 120 LPG	88	09/11→					
2.0 HDi / BlueHDi 150	110	11/09→					
1.6 HDi 90	68	11/09→	←	+ eFSB		11.0441-6008.2 250038	ATE für Kolben-Ø [mm]: 60
<b>Bremsschlauch</b>							
1.2 THP 110	81	02/15→	←	nicht für Felgengröße [Zoll]: 19	2	24.5111-0441.3 331507	L= 440
1.2 THP 130	96	04/14→	→		2	24.5246-0190.3 330697	L= 190
1.4 VTi 95	70	11/09→					
1.6 BlueHDi 100	73	07/14→					
1.6 BlueHDi 115	85	08/14→					
1.6 BlueHDi 120	88	02/15→					
1.6 HDi 110	82	11/09→					
1.6 HDi 115	84	07/12→					
1.6 HDi 90	68	11/09→					
1.6 THP 155	115	11/09→					
1.6 VTi 120	88	11/09→					
1.6 VTi 120 LPG	88	09/11→					
2.0 HDi / BlueHDi 150	110	11/09→					
<b>CITROËN - C4 CACTUS 09/14→</b>							
<b>Bremssattel</b>							
1.2 THP 110	81	09/14→	←	☐; V		24.3541-1771.5 240239	BOS Ø 54 - Halter
1.2 VTi 75	55	09/14→	←	☐; V		24.3541-1772.5 240240	BOS Ø 54 - Halter
1.2 VTi 82	60	09/14→	→	☐		24.3387-1733.5 240655	TRW Ø 38 - Halter
1.6 BlueHDi 100	73	09/14→	→	☐		24.3387-1734.5 240656	TRW Ø 38 - Halter
1.6 HDi 90	68	09/14→	→	☐			
<b>Bremsschlauch</b>							
1.2 THP 110	81	09/14→	←		2	24.5111-0496.3 331371	L= 495
1.2 VTi 75	55	09/14→	→		2	24.5239-0165.3 330606	L= 165
1.2 VTi 82	60	09/14→					
1.6 BlueHDi 100	73	09/14→					
1.6 HDi 90	68	09/14→					
<b>CITROËN - C4 Coupe (LA_) 11/04→07/11</b>							
<b>Bremssattel</b>							
1.4 16V	65	11/04→07/11	←	☐; →Orga 10550; + ESP		24.3541-1761.5 240233	Ø 54 - Halter
1.6 16V	80	11/04→07/11	←	☐; →Orga 10550; + ESP		24.3541-1762.5 240234	Ø 54 - Halter
1.6 HDi	66	11/04→07/11	←	☐; Orga 10551→; → 07/10; + ESP		24.3541-1771.5 240239	BOS Ø 54 - Halter
			←	☐; → 07/10; - ESP		24.3541-1771.5 240239	BOS Ø 54 - Halter
			←	☐; Orga 10551→; → 07/10; + ESP		24.3541-1772.5 240240	BOS Ø 54 - Halter
			←	☐; → 07/10; - ESP		24.3541-1772.5 240240	BOS Ø 54 - Halter
			→	☐; Orga 12334→; → 07/10		24.3387-1709.7 220743	TRW Ø 38 - Halter
			→	☐; →Orga 11584		24.3387-1709.7 220743	TRW Ø 38 - Halter
			→	☐; Orga 12334→; → 07/10		24.3387-1710.7 220744	TRW Ø 38 - Halter
			→	☐; →Orga 11584		24.3387-1710.7 220744	TRW Ø 38 - Halter
			→	☐; Orga 11431→ Orga 12333		24.3387-1731.7 221009	TRW Ø 38 - Halter
			→	☐; Orga 11431→ Orga 12333		24.3387-1732.7 221010	TRW Ø 38 - Halter
1.6 HDi	80	11/04→07/11	←	☐; →Orga 12053; + ESP		24.3541-1761.5 240233	Ø 54 - Halter
			←	☐; →Orga 12053; + ESP		24.3541-1762.5 240234	Ø 54 - Halter
			→	☐; Orga 12334→; → 07/10		24.3387-1709.7 220743	TRW Ø 38 - Halter
			→	☐; →Orga 11584		24.3387-1709.7 220743	TRW Ø 38 - Halter
			→	☐; Orga 12334→; → 07/10		24.3387-1710.7 220744	TRW Ø 38 - Halter
			→	☐; →Orga 11584		24.3387-1710.7 220744	TRW Ø 38 - Halter

	kw			 	! #		
<b>CITROËN - C4 Coupe (LA_) 11/04→07/11</b>							
 <b>Bremssattel</b>							
1.6 HDi	80	11/04→07/11	➡	☐; Orga 11431→ Orga 12333		24.3387-1731.7 221009	TRW Ø 38 - Halter
			➡	☐; Orga 11431→ Orga 12333		24.3387-1732.7 221010	TRW Ø 38 - Halter
1.6 THP 150	110	07/08→07/11	⬅	☐; → 07/10; + ESP		24.3541-1761.5 240233	Ø 54 - Halter
			⬅	☐; → 07/10; + ESP		24.3541-1762.5 240234	Ø 54 - Halter
			➡	☐; Orga 12334→; → 07/10		24.3387-1709.7 220743	TRW Ø 38 - Halter
			➡	☐; →Orga 11584		24.3387-1709.7 220743	TRW Ø 38 - Halter
			➡	☐; →Orga 11584		24.3387-1710.7 220744	TRW Ø 38 - Halter
			➡	☐; Orga 12334→; → 07/10		24.3387-1710.7 220744	TRW Ø 38 - Halter
			➡	☐; Orga 11431→ Orga 12333		24.3387-1731.7 221009	TRW Ø 38 - Halter
			➡	☐; Orga 11431→ Orga 12333		24.3387-1732.7 221010	TRW Ø 38 - Halter
1.6 VTi 120	88	07/08→07/11	⬅	☐; → 07/10; Vollautomatik		24.3541-1761.5 240233	Ø 54 - Halter
			⬅	☐; → 07/10; Vollautomatik		24.3541-1762.5 240234	Ø 54 - Halter
			⬅	☐; → 07/10; Schaltgetriebe		24.3541-1771.5 240239	BOS Ø 54 - Halter
			⬅	☐; → 07/10; Schaltgetriebe		24.3541-1772.5 240240	BOS Ø 54 - Halter
			➡	☐; Orga 12334→; → 07/10		24.3387-1709.7 220743	TRW Ø 38 - Halter
			➡	☐; →Orga 11584		24.3387-1709.7 220743	TRW Ø 38 - Halter
			➡	☐; →Orga 11584		24.3387-1710.7 220744	TRW Ø 38 - Halter
			➡	☐; Orga 12334→; → 07/10		24.3387-1710.7 220744	TRW Ø 38 - Halter
			➡	☐; Orga 11431→ Orga 12333		24.3387-1731.7 221009	TRW Ø 38 - Halter
			➡	☐; Orga 11431→ Orga 12333		24.3387-1732.7 221010	TRW Ø 38 - Halter
2.0 16V	100	11/04→07/07	⬅	☐		24.3541-1761.5 240233	Ø 54 - Halter
			⬅	☐		24.3541-1762.5 240234	Ø 54 - Halter
			➡	☐; Orga 12334→		24.3387-1709.7 220743	TRW Ø 38 - Halter
			➡	☐; →Orga 11584		24.3387-1709.7 220743	TRW Ø 38 - Halter
			➡	☐; →Orga 11584		24.3387-1710.7 220744	TRW Ø 38 - Halter
			➡	☐; Orga 12334→		24.3387-1710.7 220744	TRW Ø 38 - Halter
			➡	☐; Orga 11431→ Orga 12333		24.3387-1731.7 221009	TRW Ø 38 - Halter
			➡	☐; Orga 11431→ Orga 12333		24.3387-1732.7 221010	TRW Ø 38 - Halter
2.0 16V 2.0 HDi 2.0 HDi	130 100 103	11/04→12/10 11/04→12/10 07/08→07/11	⬅	☐; →Orga 10487		11.9571-9765.2 220663	ATE Ø 57 - Halter
			⬅	☐; Orga 10488→ Orga 11577		11.9571-9765.2 220663	ATE Ø 57 - Halter
			⬅	☐; →Orga 10487		11.9571-9766.2 220664	ATE Ø 57 - Halter
			⬅	☐; Orga 10488→ Orga 11577		11.9571-9766.2 220664	ATE Ø 57 - Halter
			⬅	☐; Orga 11578→; → 07/10		11.9571-9939.2 220923	ATE Ø 57 - Halter
			⬅	☐; Orga 11578→; → 07/10		11.9571-9940.2 220924	ATE Ø 57 - Halter
			➡	☐; →Orga 11584		24.3387-1709.7 220743	TRW Ø 38 - Halter
			➡	☐; Orga 12334→; → 07/10		24.3387-1709.7 220743	TRW Ø 38 - Halter
			➡	☐; →Orga 11584		24.3387-1710.7 220744	TRW Ø 38 - Halter
			➡	☐; Orga 12334→; → 07/10		24.3387-1710.7 220744	TRW Ø 38 - Halter
			➡	☐; Orga 11431→ Orga 12333		24.3387-1731.7 221009	TRW Ø 38 - Halter
			➡	☐; Orga 11431→ Orga 12333		24.3387-1732.7 221010	TRW Ø 38 - Halter
2.0 VTR	103	10/06→12/07	⬅	☐; →Orga 12053		24.3541-1761.5 240233	Ø 54 - Halter
			⬅	☐; →Orga 12053		24.3541-1762.5 240234	Ø 54 - Halter
			➡	☐; Orga 12334→		24.3387-1709.7 220743	TRW Ø 38 - Halter
			➡	☐; →Orga 11584		24.3387-1709.7 220743	TRW Ø 38 - Halter
			➡	☐; →Orga 11584		24.3387-1710.7 220744	TRW Ø 38 - Halter
			➡	☐; Orga 12334→		24.3387-1710.7 220744	TRW Ø 38 - Halter
			➡	☐; Orga 11431→ Orga 12333		24.3387-1731.7 221009	TRW Ø 38 - Halter
			➡	☐; Orga 11431→ Orga 12333		24.3387-1732.7 221010	TRW Ø 38 - Halter
<b>Feder, Bremssattel</b>							
2.0 16V 2.0 HDi 2.0 HDi	130 100 103	11/04→12/10 11/04→12/10 07/08→07/11		Orga 11578→; → 07/10	2	11.8116-0356.1 390586	ATE
			⬅	Orga 10488→ Orga 11577	2	11.8116-0351.1 390538	ATE
			⬅	→Orga 10487	2	11.8116-0351.1 390538	ATE
↓							

	kw			i 	! #		
<b>CITROËN - C4 Coupe (LA_) 11/04→07/11</b>							
<b>Führungshülensatz, Bremssattel</b>							
2.0 16V	130	11/04→12/10	←	Orga 11578→; → 07/10		11.0101-5704.2 260095	ATE
2.0 HDi	100	11/04→12/10					
2.0 HDi	103	07/08→07/11					
<b>Führungsbolzen, Bremssattel</b>							
2.0 16V	130	11/04→12/10		→Orga 10487		11.8171-0008.1 990049	ATE
2.0 HDi	100	11/04→12/10		Orga 11578→; → 07/10		11.8171-0008.1 990049	ATE
2.0 HDi	103	07/08→07/11		Orga 10488→ Orga 11577		11.8171-0008.1 990049	ATE
<b> Bremsschlauch</b>							
1.4 16V	65	11/04→07/11	←	→ 07/10	2	24.5111-0420.3 330682	L= 420
1.6 16V	80	11/04→07/11					
1.6 HDi	66	11/04→07/11	→	→ 07/10	2	24.5246-0190.3 330697	L= 190
1.6 HDi	80	11/04→07/11					
1.6 THP 150	110	07/08→07/11					
1.6 VTi 120	88	07/08→07/11					
2.0 16V	130	11/04→12/10					
2.0 HDi	100	11/04→12/10					
2.0 HDi	103	07/08→07/11					
2.0 16V	100	11/04→07/07	←		2	24.5111-0420.3 330682	L= 420
2.0 VTR	103	10/06→12/07	→		2	24.5246-0190.3 330697	L= 190
<b>CITROËN - C4 Grand Picasso I (UA_) 10/06→</b>							
<b> Bremssattel</b>							
1.6 16V	103	07/08→	←	☐; Orga 11921→; → 07/13		11.9601-9717.2 220901	ATE Ø 60 - Halter
1.6 16V	110	10/08→					
2.0 HDi 138	100	10/06→	←	☐; Orga 11921→; → 07/13		11.9601-9718.2 220902	ATE Ø 60 - Halter
2.0 i 16V	103	10/06→					
2.0 i 16V	105	01/10→					
1.6 HDi	80	10/06→	←	☐; Orga 11767→; → 07/13		11.9601-9717.2 220901	ATE Ø 60 - Halter
1.6 VTi 120	88	07/08→					
1.8 i 16V	92	10/06→	←	☐; Orga 11767→; → 07/13		11.9601-9718.2 220902	ATE Ø 60 - Halter
1.6 HDi 110	82	09/10→	←	☐; → 07/13		11.9601-9717.2 220901	ATE Ø 60 - Halter
2.0 HDi 150	110	07/09→	←	☐; → 07/13		11.9601-9718.2 220902	ATE Ø 60 - Halter
1.6 THP 155	115	09/10→	←	☐; 11/10→ 07/13		11.9601-9717.2 220901	ATE Ø 60 - Halter
2.0 HDi 165	120	09/10→	←	☐; 11/10→ 07/13		11.9601-9718.2 220902	ATE Ø 60 - Halter
<b>Feder, Bremssattel</b>							
1.6 16V	103	07/08→		Orga 11921→; → 07/13	2	11.8116-0356.1 390586	ATE
1.6 16V	110	10/08→					
2.0 HDi 138	100	10/06→	←	→Orga 11920	2	11.8116-0356.1 390586	ATE
2.0 i 16V	103	10/06→					
2.0 i 16V	105	01/10→					
1.6 HDi	80	10/06→		Orga 11767→; → 07/13	2	11.8116-0356.1 390586	ATE
1.6 VTi 120	88	07/08→					
1.8 i 16V	92	10/06→	←	→Orga 11766	2	11.8116-0356.1 390586	ATE
1.6 HDi 110	82	09/10→		→ 07/13	2	11.8116-0356.1 390586	ATE
2.0 HDi 150	110	07/09→					
1.6 THP 155	115	09/10→		11/10→ 07/13	2	11.8116-0356.1 390586	ATE
2.0 HDi 165	120	09/10→					
<b>Führungshülensatz, Bremssattel</b>							
1.6 16V	103	07/08→	←	→Orga 11920		11.0101-5704.2 260095	ATE
1.6 16V	110	10/08→					
2.0 HDi 138	100	10/06→	←	Orga 11921→; → 07/13		11.0101-5704.2 260095	ATE
2.0 i 16V	103	10/06→					
2.0 i 16V	105	01/10→					
1.6 HDi	80	10/06→	←	→Orga 11766		11.0101-5704.2 260095	ATE
1.6 VTi 120	88	07/08→					
1.8 i 16V	92	10/06→	←	Orga 11767→; → 07/13		11.0101-5704.2 260095	ATE
1.6 HDi 110	82	09/10→	←	→ 07/13		11.0101-5704.2 260095	ATE
2.0 HDi 150	110	07/09→					
1.6 THP 155	115	09/10→	←	11/10→ 07/13		11.0101-5704.2 260095	ATE
2.0 HDi 165	120	09/10→					
<b>Führungsbolzen, Bremssattel</b>							
1.6 16V	103	07/08→		Orga 11921→; → 07/13		11.8171-0008.1 990049	ATE
1.6 16V	110	10/08→					
2.0 HDi 138	100	10/06→	←	→Orga 11920		11.8171-0008.1 990049	ATE
2.0 i 16V	103	10/06→					
2.0 i 16V	105	01/10→					
1.6 HDi	80	10/06→		Orga 11767→; → 07/13		11.8171-0008.1 990049	ATE
1.6 VTi 120	88	07/08→					
1.8 i 16V	92	10/06→	←	→Orga 11766		11.8171-0008.1 990049	ATE
↓							

	kw					! #			
<b>CITROËN - C4 Grand Picasso I (UA_) 10/06→</b>									
<b>Führungsbolzen, Bremsattel</b>									
1.6 HDi 110 2.0 HDi 150	82 110	09/10→ 07/09→			→ 07/13		<b>11.8171-0008.1</b>	<b>990049</b>	ATE
1.6 THP 155 2.0 HDi 165	115 120	09/10→ 09/10→			11/10→ 07/13		<b>11.8171-0008.1</b>	<b>990049</b>	ATE
<b>Dichtungssatz, Bremsattel</b>									
1.6 16V 1.6 16V 2.0 HDi 138 2.0 i 16V 2.0 i 16V	103 110 100 103 105	07/08→ 10/08→ 10/06→ 10/06→ 01/10→	←		Orga 11921→; → 07/13		<b>11.0441-6008.2</b>	<b>250038</b>	ATE für Kolben-Ø [mm]: 60
1.6 HDi 1.6 VTi 120 1.8 i 16V	80 88 92	10/06→ 07/08→ 10/06→	←		Orga 11767→; → 07/13		<b>11.0441-6008.2</b>	<b>250038</b>	ATE für Kolben-Ø [mm]: 60
1.6 HDi 110 2.0 HDi 150	82 110	09/10→ 07/09→	←		→ 07/13		<b>11.0441-6008.2</b>	<b>250038</b>	ATE für Kolben-Ø [mm]: 60
1.6 THP 155 2.0 HDi 165	115 120	09/10→ 09/10→	←		11/10→ 07/13		<b>11.0441-6008.2</b>	<b>250038</b>	ATE für Kolben-Ø [mm]: 60
<b>Bremsschlauch</b>									
1.6 16V 1.6 16V 1.6 HDi 1.6 HDi 110 1.6 VTi 120 1.8 i 16V 2.0 HDi 138 2.0 HDi 150 2.0 i 16V 2.0 i 16V	103 110 80 82 88 92 100 110 103 105	07/08→ 10/08→ 10/06→ 09/10→ 07/08→ 10/06→ 10/06→ 07/09→ 10/06→ 01/10→	←		→ 07/13	2	<b>24.5111-0424.3</b>	<b>331014</b>	L= 424,6
			→		→ 07/13	2	<b>24.5246-0216.3</b>	<b>331022</b>	L= 216,6
1.6 THP 155 2.0 HDi 165	115 120	09/10→ 09/10→	←		11/10→ 07/13	2	<b>24.5111-0424.3</b>	<b>331014</b>	L= 424,6
			→		11/10→ 07/13	2	<b>24.5246-0216.3</b>	<b>331022</b>	L= 216,6
<b>CITROËN - C4 Grand Picasso II 09/13→</b>									
<b>Feder, Bremsattel</b>									
1.2 THP 130 1.6 BlueHDi 100 1.6 BlueHDi 120 1.6 HDi / BlueHDi 115 1.6 HDi 90 1.6 THP 150 1.6 THP 155 1.6 THP 165 1.6 VTi 120 2.0 BlueHDi 135 2.0 BlueHDi 135 Hybrid 2.0 BlueHDi 150	96 73 88 85 68 110 115 121 88 100 100 110	04/14→ 01/15→ 07/14→ 09/13→ 09/13→ 09/14→ 09/13→ 07/14→ 09/13→ 09/13→ 09/13→ 09/13→			für Bremsscheibendurchmesser [mm]: 283	2	<b>11.8116-0237.1</b>	<b>390509</b>	ATE
					für Bremsscheibendurchmesser [mm]: 304	2	<b>11.8116-0326.1</b>	<b>390471</b>	ATE
<b>Führungshülzensatz, Bremsattel</b>									
1.2 THP 130 1.6 BlueHDi 100 1.6 BlueHDi 120 1.6 HDi / BlueHDi 115 1.6 HDi 90 1.6 THP 150 1.6 THP 155 1.6 THP 165 1.6 VTi 120 2.0 BlueHDi 135 2.0 BlueHDi 135 Hybrid 2.0 BlueHDi 150	96 73 88 85 68 110 115 121 88 100 100 110	04/14→ 01/15→ 07/14→ 09/13→ 09/13→ 09/14→ 09/13→ 07/14→ 09/13→ 09/13→ 09/13→ 09/13→	←		für Bremsscheibendurchmesser [mm]: 304		<b>11.0101-5407.2</b>	<b>260011</b>	ATE
			←		für Bremsscheibendurchmesser [mm]: 283		<b>11.0101-5407.2</b>	<b>260011</b>	ATE
<b>Führungsbolzen, Bremsattel</b>									
1.2 THP 130 1.6 BlueHDi 100 1.6 BlueHDi 120 1.6 HDi / BlueHDi 115 1.6 HDi 90 1.6 THP 150 1.6 THP 155 1.6 THP 165 1.6 VTi 120 2.0 BlueHDi 135 2.0 BlueHDi 135 Hybrid 2.0 BlueHDi 150	96 73 88 85 68 110 115 121 88 100 100 110	04/14→ 01/15→ 07/14→ 09/13→ 09/13→ 09/14→ 09/13→ 07/14→ 09/13→ 09/13→ 09/13→ 09/13→			für Bremsscheibendurchmesser [mm]: 304		<b>11.8171-0008.1</b>	<b>990049</b>	ATE
					für Bremsscheibendurchmesser [mm]: 283		<b>11.8171-0008.1</b>	<b>990049</b>	ATE
<b>Dichtungssatz, Bremsattel</b>									
1.2 THP 130 1.6 BlueHDi 100 ↓	96 73	04/14→ 01/15→			für Bremsscheibendurchmesser [mm]: 304		<b>11.0441-6008.2</b>	<b>250038</b>	ATE für Kolben-Ø [mm]: 60













**CITROËN - C4 Grand Picasso II 09/13→**

**Dichtungssatz, Bremssattel**






1.6 BlueHDi 120	88	07/14→		für Bremsscheibendurchmesser [mm]: 283		11.0441-6008.2	250038	ATE für Kolben-Ø [mm]: 60
1.6 HDi / BlueHDi 115	85	09/13→						
1.6 HDi 90	68	09/13→						
1.6 THP 150	110	09/14→						
1.6 THP 155	115	09/13→						
1.6 THP 165	121	07/14→						
1.6 VTi 120	88	09/13→						
2.0 BlueHDi 135	100	09/13→						
2.0 BlueHDi 135 Hybrid	100	09/13→						
2.0 BlueHDi 150	110	09/13→						

**CITROËN - C4 Picasso I (UD\_) 10/06→08/13**













 **Bremssattel**

1.6 16V	110	07/08→08/13		☐; Orga 11921→; → 07/13		11.9601-9717.2	220901	ATE Ø 60 - Halter
1.6 THP 140	103	07/08→08/13						
2.0 HDi 138	100	10/06→08/13		☐; Orga 11921→; → 07/13		11.9601-9718.2	220902	ATE Ø 60 - Halter
2.0 i 16V	103	02/07→08/13						
1.6 HDi	80	02/07→08/13		☐; Orga 11767→; → 07/13		11.9601-9717.2	220901	ATE Ø 60 - Halter
1.6 VTi 120	88	07/08→08/13		☐; Orga 11767→; → 07/13		11.9601-9718.2	220902	ATE Ø 60 - Halter
1.6 HDi 110	82	09/10→08/13		☐; 11/10→ 07/13		11.9601-9717.2	220901	ATE Ø 60 - Halter
1.6 THP 155	115	09/10→08/13						
2.0 HDi 165	120	09/10→08/13		☐; 11/10→ 07/13		11.9601-9718.2	220902	ATE Ø 60 - Halter
1.8 Bifuel	92	01/09→10/12		☐; Orga 11767→		11.9601-9717.2	220901	ATE Ø 60 - Halter
1.8 i 16V	92	02/07→12/11		☐; Orga 11767→		11.9601-9718.2	220902	ATE Ø 60 - Halter
2.0 HDi 150	110	07/09→08/13		☐; → 07/13		11.9601-9717.2	220901	ATE Ø 60 - Halter
				☐; → 07/13		11.9601-9718.2	220902	ATE Ø 60 - Halter
2.0 i 16V	105	05/08→05/13		☐; Orga 11921→		11.9601-9717.2	220901	ATE Ø 60 - Halter
				☐; Orga 11921→		11.9601-9718.2	220902	ATE Ø 60 - Halter


**Feder, Bremssattel**







1.6 16V	110	07/08→08/13		Orga 11921→; → 07/13	2	11.8116-0356.1	390586	ATE
1.6 THP 140	103	07/08→08/13		→Orga 11920	2	11.8116-0356.1	390586	ATE
2.0 i 16V	103	02/07→08/13						
1.6 HDi	80	02/07→08/13		Orga 11767→; → 07/13	2	11.8116-0356.1	390586	ATE
1.6 VTi 120	88	07/08→08/13		→Orga 11766	2	11.8116-0356.1	390586	ATE
1.6 HDi 110	82	09/10→08/13		11/10→ 07/13	2	11.8116-0356.1	390586	ATE
1.6 THP 155	115	09/10→08/13						
2.0 HDi 165	120	09/10→08/13						
1.8 Bifuel	92	01/09→10/12		Orga 11767→	2	11.8116-0356.1	390586	ATE
1.8 i 16V	92	02/07→12/11		→Orga 11766	2	11.8116-0356.1	390586	ATE
2.0 HDi 138	100	10/06→08/13		Orga 11921→; → 07/13	2	11.8116-0356.1	390586	ATE
				02/07→; →Orga 11920	2	11.8116-0356.1	390586	ATE
2.0 HDi 150	110	07/09→08/13		→ 07/13	2	11.8116-0356.1	390586	ATE
2.0 i 16V	105	05/08→05/13		Orga 11921→	2	11.8116-0356.1	390586	ATE
				→Orga 11920	2	11.8116-0356.1	390586	ATE

**Führungshülsensatz, Bremssattel**





























1.6 16V	110	07/08→08/13		→Orga 11920		11.0101-5704.2	260095	ATE
1.6 THP 140	103	07/08→08/13						
2.0 i 16V	103	02/07→08/13		Orga 11921→; → 07/13		11.0101-5704.2	260095	ATE
1.6 HDi	80	02/07→08/13		→Orga 11766		11.0101-5704.2	260095	ATE
1.6 VTi 120	88	07/08→08/13		Orga 11767→; → 07/13		11.0101-5704.2	260095	ATE
1.6 HDi 110	82	09/10→08/13		11/10→ 07/13		11.0101-5704.2	260095	ATE
1.6 THP 155	115	09/10→08/13						
2.0 HDi 165	120	09/10→08/13						
1.8 Bifuel	92	01/09→10/12		→Orga 11766		11.0101-5704.2	260095	ATE
1.8 i 16V	92	02/07→12/11		Orga 11767→		11.0101-5704.2	260095	ATE
2.0 HDi 138	100	10/06→08/13		02/07→; →Orga 11920		11.0101-5704.2	260095	ATE
				Orga 11921→; → 07/13		11.0101-5704.2	260095	ATE
2.0 HDi 150	110	07/09→08/13		→ 07/13		11.0101-5704.2	260095	ATE
2.0 i 16V	105	05/08→05/13		Orga 11921→		11.0101-5704.2	260095	ATE
				→Orga 11920		11.0101-5704.2	260095	ATE
















**Führungsbolzen, Bremssattel**












1.6 16V	110	07/08→08/13		Orga 11921→; → 07/13		11.8171-0008.1	990049	ATE
1.6 THP 140	103	07/08→08/13						
2.0 i 16V	103	02/07→08/13		→Orga 11920		11.8171-0008.1	990049	ATE








	kW				! #		
<b>CITROËN - C4 Picasso I (UD_) 10/06—08/13</b>							
<b>Führungsbolzen, Bremsattel</b>							
1.6 HDi 1.6 VTi 120	80 88	02/07→08/13 07/08→08/13	←	Orga 11767→; → 07/13 →Orga 11766		11.8171-0008.1 990049	ATE
1.6 HDi 110 1.6 THP 155 2.0 HDi 165	82 115 120	09/10→08/13 09/10→08/13 09/10→08/13	←	11/10→ 07/13		11.8171-0008.1 990049	ATE
1.8 Bifuel 1.8 i 16V	92 92	01/09→10/12 02/07→12/11	←	Orga 11767→ →Orga 11766		11.8171-0008.1 990049	ATE
2.0 HDi 138	100	10/06→08/13	←	Orga 11921→; → 07/13 02/07→; →Orga 11920		11.8171-0008.1 990049	ATE
2.0 HDi 150	110	07/09→08/13	←	→ 07/13		11.8171-0008.1 990049	ATE
2.0 i 16V	105	05/08→05/13	←	Orga 11921→ →Orga 11920		11.8171-0008.1 990049	ATE
<b>Dichtungssatz, Bremsattel</b>							
1.6 16V 1.6 THP 140 2.0 i 16V	110 103 103	07/08→08/13 07/08→08/13 02/07→08/13	←	→Orga 11920 Orga 11921→; → 07/13		11.0441-6008.2 250038	ATE für Kolben-Ø [mm]: 60
1.6 HDi 1.6 VTi 120	80 88	02/07→08/13 07/08→08/13	←	→Orga 11766 Orga 11767→; → 07/13		11.0441-6008.2 250038	ATE für Kolben-Ø [mm]: 60
1.6 HDi 110 1.6 THP 155 2.0 HDi 165	82 115 120	09/10→08/13 09/10→08/13 09/10→08/13	←	11/10→ 07/13		11.0441-6008.2 250038	ATE für Kolben-Ø [mm]: 60
1.8 Bifuel 1.8 i 16V	92 92	01/09→10/12 02/07→12/11	←	Orga 11767→ →Orga 11766		11.0441-6008.2 250038	ATE für Kolben-Ø [mm]: 60
2.0 HDi 138	100	10/06→08/13	←	02/07→; →Orga 11920 Orga 11921→; → 07/13		11.0441-6008.2 250038	ATE für Kolben-Ø [mm]: 60
2.0 HDi 150	110	07/09→08/13	←	→ 07/13		11.0441-6008.2 250038	ATE für Kolben-Ø [mm]: 60
2.0 i 16V	105	05/08→05/13	←	→Orga 11920 Orga 11921→		11.0441-6008.2 250038	ATE für Kolben-Ø [mm]: 60
<b>Bremsschlauch</b>							
1.6 16V 1.6 HDi 1.6 THP 140 1.6 VTi 120 2.0 HDi 150 2.0 i 16V	110 80 103 88 110 103	07/08→08/13 02/07→08/13 07/08→08/13 07/08→08/13 07/09→08/13 02/07→08/13	←	→ 07/13 → 07/13	2	24.5111-0424.3 331014	L= 424,6
1.6 HDi 110 1.6 THP 155 2.0 HDi 165	82 115 120	09/10→08/13 09/10→08/13 09/10→08/13	←	11/10→ 07/13 11/10→ 07/13	2	24.5111-0424.3 331014	L= 424,6
1.8 Bifuel 1.8 i 16V 2.0 i 16V	92 92 105	01/09→10/12 02/07→12/11 05/08→05/13	←		2	24.5111-0424.3 331014	L= 424,6
2.0 HDi 138	100	10/06→08/13	←	02/07→ 07/13 02/07→ 07/13	2	24.5111-0424.3 331014	L= 424,6
<b>CITROËN - C4 Picasso II 02/13→</b>							
<b>Feder, Bremsattel</b>							
1.2 THP 110 1.2 THP 130 1.6 BlueHDi 100 1.6 BlueHDi 120 1.6 THP 150 1.6 THP 165 2.0 BlueHDi 135 2.0 BlueHDi 135 Hybrid 2.0 BlueHDi 150	81 96 73 88 110 121 100 100 110	04/16→ 04/14→ 12/14→ 07/14→ 09/14→ 07/14→ 09/13→ 09/13→ 09/13→		für Bremsscheibendurchmesser [mm]: 283 für Bremsscheibendurchmesser [mm]: 304	2	11.8116-0237.1 390509	ATE
1.6 HDi / BlueHDi 115 1.6 HDi 90 1.6 THP 155 1.6 VTi 120	85 68 115 88	02/13→ 02/13→ 02/13→ 02/13→		06/13→; für Bremsscheibendurchmesser [mm]: 283 06/13→; für Bremsscheibendurchmesser [mm]: 304	2	11.8116-0237.1 390509	ATE
<b>Führungshülzensatz, Bremsattel</b>							
1.2 THP 110 1.2 THP 130 1.6 BlueHDi 100 1.6 BlueHDi 120 1.6 THP 150	81 96 73 88 110	04/16→ 04/14→ 12/14→ 07/14→ 09/14→	←	für Bremsscheibendurchmesser [mm]: 304 für Bremsscheibendurchmesser [mm]: 283		11.0101-5407.2 260011	ATE



















	kW			 	! #		
<b>CITROËN - C4 Picasso II 02/13→</b>							
<b>Führungshülzensatz, Bremsattel</b>							
1.6 THP 165	121	07/14→	←	für Bremsscheibendurchmesser [mm]:	11.0101-5407.2	260011	ATE
2.0 BlueHDi 135	100	09/13→		304			
2.0 BlueHDi 135 Hybrid	100	09/13→	←	für Bremsscheibendurchmesser [mm]:	11.0101-5407.2	260011	ATE
2.0 BlueHDi 150	110	09/13→		283			
1.6 HDi / BlueHDi 115	85	02/13→	←	06/13→;	11.0101-5407.2	260011	ATE
1.6 HDi 90	68	02/13→		für Bremsscheibendurchmesser [mm]:			
1.6 THP 155	115	02/13→		304			
1.6 VTi 120	88	02/13→	←	06/13→;	11.0101-5407.2	260011	ATE
				für Bremsscheibendurchmesser [mm]:			
				283			
<b>Führungsbolzen, Bremsattel</b>							
1.2 THP 110	81	04/16→		für Bremsscheibendurchmesser [mm]:	11.8171-0008.1	990049	ATE
1.2 THP 130	96	04/14→		304			
1.6 BlueHDi 100	73	12/14→		für Bremsscheibendurchmesser [mm]:	11.8171-0008.1	990049	ATE
1.6 BlueHDi 120	88	07/14→		283			
1.6 THP 150	110	09/14→					
1.6 THP 165	121	07/14→					
2.0 BlueHDi 135	100	09/13→					
2.0 BlueHDi 135 Hybrid	100	09/13→					
2.0 BlueHDi 150	110	09/13→					
1.6 HDi / BlueHDi 115	85	02/13→		06/13→;	11.8171-0008.1	990049	ATE
1.6 HDi 90	68	02/13→		für Bremsscheibendurchmesser [mm]:			
1.6 THP 155	115	02/13→		304			
1.6 VTi 120	88	02/13→		06/13→;	11.8171-0008.1	990049	ATE
				für Bremsscheibendurchmesser [mm]:			
				283			
<b>Dichtungssatz, Bremsattel</b>							
1.2 THP 110	81	04/16→		für Bremsscheibendurchmesser [mm]:	11.0441-6008.2	250038	ATE für Kolben-Ø [mm]: 60
1.2 THP 130	96	04/14→		304			
1.6 BlueHDi 100	73	12/14→		für Bremsscheibendurchmesser [mm]:	11.0441-6008.2	250038	ATE für Kolben-Ø [mm]: 60
1.6 BlueHDi 120	88	07/14→		283			
1.6 THP 150	110	09/14→					
1.6 THP 165	121	07/14→					
2.0 BlueHDi 135	100	09/13→					
2.0 BlueHDi 135 Hybrid	100	09/13→					
2.0 BlueHDi 150	110	09/13→					
1.6 HDi / BlueHDi 115	85	02/13→		06/13→;	11.0441-6008.2	250038	ATE für Kolben-Ø [mm]: 60
1.6 HDi 90	68	02/13→		für Bremsscheibendurchmesser [mm]:			
1.6 THP 155	115	02/13→		304			
1.6 VTi 120	88	02/13→		06/13→;	11.0441-6008.2	250038	ATE für Kolben-Ø [mm]: 60
				für Bremsscheibendurchmesser [mm]:			
				283			
<b>CITROËN - C4 Stufenheck 07/06→</b>							
<b> Bremsattel</b>							
1.6 16V	80	07/06→07/11	←	 →Orga 12053	24.3541-1761.5	240233	Ø 54 - Halter
			←	 →Orga 12053	24.3541-1762.5	240234	Ø 54 - Halter
			←	 →Orga 11018	24.3541-1771.5	240239	BOS Ø 54 - Halter
			←	 →Orga 11018	24.3541-1772.5	240240	BOS Ø 54 - Halter
			→	 Orga 12334→	24.3387-1709.7	220743	TRW Ø 38 - Halter
			→	 →Orga 11584	24.3387-1709.7	220743	TRW Ø 38 - Halter
			→	 Orga 12334→	24.3387-1710.7	220744	TRW Ø 38 - Halter
			→	 →Orga 11584	24.3387-1710.7	220744	TRW Ø 38 - Halter
			→	 Orga 11431→ Orga 12333	24.3387-1731.7	221009	TRW Ø 38 - Halter
			→	 Orga 11431→ Orga 12333	24.3387-1732.7	221010	TRW Ø 38 - Halter
1.6 HDi	80	07/06→07/11	←	 →Orga 12053	24.3541-1761.5	240233	Ø 54 - Halter
			←	 →Orga 12053	24.3541-1762.5	240234	Ø 54 - Halter
			→	 Orga 12334→	24.3387-1709.7	220743	TRW Ø 38 - Halter
			→	 →Orga 11584	24.3387-1709.7	220743	TRW Ø 38 - Halter
			→	 →Orga 11584	24.3387-1710.7	220744	TRW Ø 38 - Halter
			→	 Orga 12334→	24.3387-1710.7	220744	TRW Ø 38 - Halter
			→	 Orga 11431→ Orga 12333	24.3387-1731.7	221009	TRW Ø 38 - Halter
			→	 Orga 11431→ Orga 12333	24.3387-1732.7	221010	TRW Ø 38 - Halter
2.0 16V	103	07/06→	←	 →Orga 12053	24.3541-1761.5	240233	Ø 54 - Halter
			←	 →Orga 12053	24.3541-1762.5	240234	Ø 54 - Halter
			→	Orga 12334→; → 07/11	24.3387-1709.7	220743	TRW Ø 38 - Halter
↓							








	kw			 	! #		
<b>CITROËN - C4 Stufenheck 07/06→</b>							
 <b>Bremssattel</b>							
2.0 16V	103	07/06→	→	☐; →Orga 11584	24.3387-1709.7	220743	TRW Ø 38 - Halter
			→	☐; Orga 12334→; → 07/11	24.3387-1710.7	220744	TRW Ø 38 - Halter
			→	☐; →Orga 11584	24.3387-1710.7	220744	TRW Ø 38 - Halter
			→	☐; Orga 11431→ Orga 12333	24.3387-1731.7	221009	TRW Ø 38 - Halter
			→	☐; Orga 11431→ Orga 12333	24.3387-1732.7	221010	TRW Ø 38 - Halter
 <b>Bremsschlauch</b>							
1.6 16V	80	07/06→07/11	←		2	24.5111-0420.3	330682 L= 420
1.6 HDi	80	07/06→07/11	→		2	24.5246-0190.3	330697 L= 190
2.0 16V	103	07/06→	←	→ 07/11	2	24.5111-0420.3	330682 L= 420
			→	→ 07/11	2	24.5246-0190.3	330697 L= 190
<b>CITROËN - C5 I (DC_) 03/01→03/05</b>							
 <b>Bremssattel</b>							
2.2 HDi (DC4HXB, DC4HXE)	98	03/01→08/04	←	☐	24.3572-1709.5	240583	BDX Ø 57 - Halter
3.0 V6 (DCXFXC, DCXFXF)	152	03/01→08/04	←	☐	24.3572-1710.5	240584	BDX Ø 57 - Halter
 <b>Bremsschlauch</b>							
1.8 16V (DC6FZB, DC6FZE)	85	03/01→08/04	←		2	24.5111-0550.3	330665 L= 550
2.0 16V (DCRFNC, DCRFNF)	100	03/01→08/04					
2.0 16V HPI (DCRLZB)	103	03/01→08/04					
2.0 HDi	79	03/01→08/04					
2.0 HDi (DCRHYP)	66	03/01→08/04					
2.0 HDi (DCRHZB, DCRHZE)	80	03/01→08/04					
2.2 HDi (DC4HXB, DC4HXE)	98	03/01→08/04					
3.0 V6 (DCXFXC, DCXFXF)	152	03/01→08/04					
<b>CITROËN - C5 I Break (DE_) 06/01→08/04</b>							
 <b>Bremssattel</b>							
2.2 HDi (DE4HXB, DE4HXE)	98	06/01→08/04	←	☐	24.3572-1709.5	240583	BDX Ø 57 - Halter
3.0 Carlsson	173	09/03→08/04	←	☐	24.3572-1710.5	240584	BDX Ø 57 - Halter
3.0 V6 (DEXFXC, DEXFXF)	152	06/01→08/04					
 <b>Bremsschlauch</b>							
1.8 16V (DE6FZB, DE6FZE)	85	06/01→08/04	←		2	24.5111-0550.3	330665 L= 550
2.0 16V (DERFNF, DERFNC, RERFNC)	100	06/01→08/04					
2.0 16V HPI (DERLZB)	103	06/01→08/04					
2.0 HDi	80	06/01→08/04					
2.0 HDi (DERHSB, DERHSE)	79	06/01→08/04					
2.0 HDi (DERHYB)	66	06/01→08/04					
2.2 HDi (DE4HXB, DE4HXE)	98	06/01→08/04					
3.0 Carlsson	173	09/03→08/04					
3.0 V6 (DEXFXC, DEXFXF)	152	06/01→08/04					
<b>CITROËN - C5 II (RC_) 08/04→</b>							
 <b>Bremssattel</b>							
2.0 HDi (RCRHRH)	100	09/04→	←	☐; → 01/08	24.3572-1709.5	240583	BDX Ø 57 - Halter
2.2 HDi	120	05/06→					
2.2 HDi	125	04/06→	←	☐; → 01/08	24.3572-1710.5	240584	BDX Ø 57 - Halter
2.2 HDi (RC4HXE)	98	09/04→					
3.0 Carlsson HP	173	09/04→					
3.0 V6 (RCXFUF)	152	09/04→					
3.0 V6	155	10/04→04/07	←	☐	24.3572-1709.5	240583	BDX Ø 57 - Halter
			←	☐	24.3572-1710.5	240584	BDX Ø 57 - Halter
 <b>Bremsschlauch</b>							
1.6 HDi (RC8HZB)	80	09/04→	←	→ 01/08	2	24.5111-0550.3	330665 L= 550











	kW			 	! #		
<b>CITROËN - C5 II (RC_) 08/04→</b>							
 <b>Bremsschlauch</b>							
1.8 16V	92	09/05→	←	→ 01/08	2	24.5111-0550.3 330665	L= 550
1.8 16V (RC6FZB)	85	09/04→					
2.0 16V (RCRFJB, RCRFJC)	103	09/04→					
2.0 HDi (RCRHRH)	100	09/04→					
2.2 HDi	120	05/06→					
2.2 HDi	125	04/06→					
2.2 HDi (RC4HXE)	98	09/04→					
3.0 Carlsson HP	173	09/04→					
3.0 V6 (RCXFUF)	152	09/04→					
3.0 V6	155	10/04→04/07	←		2	24.5111-0550.3 330665	L= 550
<b>CITROËN - C5 II Break (RE_) 09/04→</b>							
 <b>Bremssattel</b>							
2.0 HDi (RERHRH)	100	09/04→	←	☐; → 01/08		24.3572-1709.5 240583	BDX Ø 57 - Halter
2.2 HDi	120	05/06→					
2.2 HDi	125	04/06→	←	☐; → 01/08		24.3572-1710.5 240584	BDX Ø 57 - Halter
2.2 HDi (RE4HXE)	98	09/04→					
3.0	173	09/04→					
3.0 V6 (REXFUF)	152	09/04→					
3.0 V6	155	10/04→04/07	←	☐		24.3572-1709.5 240583	BDX Ø 57 - Halter
			←	☐		24.3572-1710.5 240584	BDX Ø 57 - Halter
 <b>Bremsschlauch</b>							
1.6 HDi (RE8HZB)	80	09/04→	←	→ 01/08	2	24.5111-0550.3 330665	L= 550
1.8 16V	92	09/05→					
1.8 16V (RE6FZB)	85	09/04→					
2.0 16V (RERFJB, RERFJC)	103	09/04→					
2.0 HDi (RERHRH)	100	09/04→					
2.2 HDi	120	05/06→					
2.2 HDi	125	04/06→					
2.2 HDi (RE4HXE)	98	09/04→					
3.0	173	09/04→					
3.0 V6 (REXFUF)	152	09/04→					
3.0 V6	155	10/04→04/07	←		2	24.5111-0550.3 330665	L= 550
<b>CITROËN - C5 III (RD_) 02/08→</b>							
 <b>Bremssattel</b>							
1.6 HDi 110	80	02/08→	←	☐; →Orga 12998		11.9601-9731.2 220853	ATE Ø 60 - Halter
1.6 HDi 110	82	07/10→					
1.6 HDi 115	84	01/12→	←	☐; →Orga 12998		11.9601-9732.2 220854	ATE Ø 60 - Halter
1.6 THP 150	110	07/10→	→	☐; + eFSB		11.9387-7087.2 220975	ATE Ø 38 - Halter
1.6 THP 155	115	04/09→					
1.6 VTi 120	88	07/10→	→	☐; + eFSB		11.9387-7088.2 220976	ATE Ø 38 - Halter
1.8 16V	92	02/08→					
2.0 16V	103	02/08→	→	☐; - eFSB		24.3387-1707.7 220701	TRW Ø 38 - Halter
2.0 16V BioFlex	103	02/08→	→	☐; - eFSB		24.3387-1708.7 220702	TRW Ø 38 - Halter
2.0 HDi	100	02/08→					
2.0 HDi 140	103	04/09→					
2.0 HDi 165	120	04/09→					
2.0 HDi 150 / BlueHDi 150	110	04/09→	→	☐; 05/15→; + eFSB		11.9387-7087.2 220975	ATE Ø 38 - Halter
			→	☐; 05/15→; + eFSB		11.9387-7088.2 220976	ATE Ø 38 - Halter
			→	☐; 05/15→; - eFSB		24.3387-1707.7 220701	TRW Ø 38 - Halter
			→	☐; 05/15→; - eFSB		24.3387-1708.7 220702	TRW Ø 38 - Halter
2.0 HDi 180	133	03/15→	←	☐		11.9601-9883.2 220917	ATE Ø 60 - Halter
			←	☐		11.9601-9884.2 220918	ATE Ø 60 - Halter
			→	☐; + eFSB		11.9387-7087.2 220975	ATE Ø 38 - Halter
			→	☐; + eFSB		11.9387-7088.2 220976	ATE Ø 38 - Halter
			→	☐; - eFSB		24.3387-1707.7 220701	TRW Ø 38 - Halter
			→	☐; - eFSB		24.3387-1708.7 220702	TRW Ø 38 - Halter
2.2 HDi	125	02/08→	←	☐		24.3451-1719.7 220763	TRW Ø 45 - Halter
2.7 HDi	150	02/08→					
3.0	152	02/08→	←	☐		24.3451-1720.7 220764	TRW Ø 45 - Halter
3.0 V6	155	02/08→	→	☐; + eFSB		11.9387-7087.2 220975	ATE Ø 38 - Halter
			→	☐; + eFSB		11.9387-7088.2 220976	ATE Ø 38 - Halter
			→	☐; - eFSB		24.3387-1707.7 220701	TRW Ø 38 - Halter
			→	☐; - eFSB		24.3387-1708.7 220702	TRW Ø 38 - Halter
2.2 HDi 200	150	07/10→	←	☐; →Orga 12774		11.9601-9883.2 220917	ATE Ø 60 - Halter
3.0 HDi 240	177	04/09→					
↓							

	kw			 	! #		
<b>CITROËN - C5 III (RD_) 02/08→</b>							
<b>Bremssattel</b>							
2.2 HDi 200 3.0 HDi 240	150 177	07/10→ 04/09→	←	☐; →Orga 12774		11.9601-9884.2 220918	ATE Ø 60 - Halter
			→	☐; + eFSB		11.9387-7087.2 220975	ATE Ø 38 - Halter
			→	☐; + eFSB		11.9387-7088.2 220976	ATE Ø 38 - Halter
			→	☐; - eFSB		24.3387-1707.7 220701	TRW Ø 38 - Halter
			→	☐; - eFSB		24.3387-1708.7 220702	TRW Ø 38 - Halter
<b>Feder, Bremssattel</b>							
1.6 HDi 110 1.6 HDi 110 1.6 HDi 115 1.6 THP 150 1.6 THP 155 1.6 VTi 120 1.8 16V 2.0 16V 2.0 16V BioFlex 2.0 HDi 2.0 HDi 140 2.0 HDi 165	80 82 84 110 115 88 92 103 103 100 103 120	02/08→ 07/10→ 01/12→ 07/10→ 04/09→ 07/10→ 02/08→ 02/08→ 02/08→ 02/08→ 04/09→ 04/09→	←	→Orga 12998	2	11.8116-0356.1 390586	ATE
			←	Orga 12999→	2	11.8116-0356.1 390586	ATE
			→	+ eFSB	2	11.8116-0340.1 390595	ATE
2.0 HDi 150 / BlueHDi 150	110	04/09→	←	05/15→	2	11.8116-0356.1 390586	ATE
			→	05/15→; + eFSB	2	11.8116-0340.1 390595	ATE
2.0 HDi 180 2.2 HDi 2.2 HDi 200 2.7 HDi 3.0 3.0 HDi 240 3.0 V6	133 125 150 150 152 177 155	03/15→ 02/08→ 07/10→ 02/08→ 02/08→ 04/09→ 02/08→	→	+ eFSB	2	11.8116-0340.1 390595	ATE
<b>Führungshülzensatz, Bremssattel</b>							
1.6 HDi 110 1.6 HDi 110 1.6 HDi 115 1.6 THP 150 1.6 THP 155 1.6 VTi 120 1.8 16V 2.0 16V 2.0 16V BioFlex 2.0 HDi 2.0 HDi 140 2.0 HDi 165	80 82 84 110 115 88 92 103 103 100 103 120	02/08→ 07/10→ 01/12→ 07/10→ 04/09→ 07/10→ 02/08→ 02/08→ 02/08→ 02/08→ 04/09→ 04/09→	←	→Orga 12998		11.0101-5407.2 260011	ATE
			←	Orga 12999→		11.0101-5704.2 260095	ATE
			→	+ eFSB		11.0101-5407.2 260011	ATE
2.0 HDi 150 / BlueHDi 150	110	04/09→	←	05/15→		11.0101-5704.2 260095	ATE
			→	05/15→; + eFSB		11.0101-5407.2 260011	ATE
2.0 HDi 180	133	03/15→	←			11.0101-5407.2 260011	ATE
			→	+ eFSB		11.0101-5407.2 260011	ATE
2.2 HDi 2.7 HDi 3.0 3.0 V6	125 150 152 155	02/08→ 02/08→ 02/08→ 02/08→	→	+ eFSB		11.0101-5407.2 260011	ATE
2.2 HDi 200 3.0 HDi 240	150 177	07/10→ 04/09→	←	→Orga 12774		11.0101-5407.2 260011	ATE
			→	+ eFSB		11.0101-5407.2 260011	ATE
<b>Führungsbolzen, Bremssattel</b>							
1.6 HDi 110 1.6 HDi 110 1.6 HDi 115 1.6 THP 150 1.6 THP 155 1.6 VTi 120 1.8 16V 2.0 16V 2.0 16V BioFlex 2.0 HDi 2.0 HDi 140 2.0 HDi 165	80 82 84 110 115 88 92 103 103 100 103 120	02/08→ 07/10→ 01/12→ 07/10→ 04/09→ 07/10→ 02/08→ 02/08→ 02/08→ 02/08→ 04/09→ 04/09→	←	→Orga 12998		11.8171-0008.1 990049	ATE
			←	Orga 12999→		11.8171-0008.1 990049	ATE
			→	+ eFSB		11.8171-0008.1 990049	ATE
2.0 HDi 150 / BlueHDi 150	110	04/09→	←	05/15→		11.8171-0008.1 990049	ATE
			→	05/15→; + eFSB		11.8171-0008.1 990049	ATE
2.0 HDi 180	133	03/15→	→	+ eFSB		11.8171-0008.1 990049	ATE
2.2 HDi 2.7 HDi ↓	125 150	02/08→ 02/08→	→	+ eFSB		11.8171-0008.1 990049	ATE













	kW			 	! #		
<b>CITROËN - C5 III (RD_) 02/08→</b>							
<b>Führungsbolzen, Bremsattel</b>							
3.0	152	02/08→	➔	+ eFSB		11.8171-0008.1	990049 ATE
3.0 V6	155	02/08→					
2.2 HDi 200	150	07/10→		→Orga 12774		11.8171-0008.1	990049 ATE
3.0 HDi 240	177	04/09→	➔	+ eFSB		11.8171-0008.1	990049 ATE
<b>Dichtungssatz, Bremsattel</b>							
1.6 HDi 110	80	02/08→	➔	Orga 12999→		11.0441-6008.2	250038 ATE für Kolben-Ø [mm]: 60
1.6 HDi 110	82	07/10→					
1.6 HDi 115	84	01/12→	➔	→Orga 12998		11.0441-6008.2	250038 ATE für Kolben-Ø [mm]: 60
1.6 THP 150	110	07/10→					
1.6 THP 155	115	04/09→					
1.6 VTi 120	88	07/10→					
1.8 16V	92	02/08→					
2.0 16V	103	02/08→					
2.0 16V BioFlex	103	02/08→					
2.0 HDi	100	02/08→					
2.0 HDi 140	103	04/09→					
2.0 HDi 165	120	04/09→					
2.0 HDi 150 / BlueHDi 150	110	04/09→	➔	05/15→		11.0441-6008.2	250038 ATE für Kolben-Ø [mm]: 60
2.0 HDi 180	133	03/15→	➔			11.0441-6008.2	250038 ATE für Kolben-Ø [mm]: 60
2.2 HDi 200	150	07/10→	➔	→Orga 12774		11.0441-6008.2	250038 ATE für Kolben-Ø [mm]: 60
3.0 HDi 240	177	04/09→					
<b>Zubehörsatz, Bremsattel</b>							
1.6 HDi 110	80	02/08→	➔	- eFSB		24.0101-3803.2	260101 TRW
1.6 HDi 110	82	07/10→					
1.6 HDi 115	84	01/12→					
1.6 THP 150	110	07/10→					
1.6 THP 155	115	04/09→					
1.6 VTi 120	88	07/10→					
1.8 16V	92	02/08→					
2.0 16V	103	02/08→					
2.0 16V BioFlex	103	02/08→					
2.0 HDi	100	02/08→					
2.0 HDi 140	103	04/09→					
2.0 HDi 165	120	04/09→					
2.0 HDi 180	133	03/15→					
2.2 HDi 200	150	07/10→					
3.0 HDi 240	177	04/09→					
2.0 HDi 150 / BlueHDi 150	110	04/09→	➔	05/15→; - eFSB		24.0101-3803.2	260101 TRW
2.2 HDi	125	02/08→				24.0101-3802.2	260100 TRW
2.7 HDi	150	02/08→	➔	- eFSB		24.0101-3803.2	260101 TRW
3.0	152	02/08→					
3.0 V6	155	02/08→					
<b>Bremsschlauch</b>							
1.6 HDi 110	80	02/08→	➔	☐; →Orga 12998		24.5161-0313.3	331219 L= 310 L2= 275 mit Rohrleitung
1.6 HDi 110	82	07/10→					
1.6 HDi 115	84	01/12→	➔	☐; →Orga 12998		24.5161-0314.3	331220 L= 310 L2= 275 mit Rohrleitung
1.6 THP 150	110	07/10→					
1.6 THP 155	115	04/09→	➔	☐; Orga 12999→		24.5161-0775.3	331412 L= 775 L1= 310 L2= 220
1.6 VTi 120	88	07/10→	➔	☐; Orga 12999→		24.5161-0776.3	331413 L= 775 L1= 310 L2= 220
1.8 16V	92	02/08→					
2.0 16V	103	02/08→	➔	☐; →Orga 11682		24.5151-0583.3	331019 L= 583,5
2.0 16V BioFlex	103	02/08→	➔	☐; →Orga 11682		24.5151-0584.3	331020 L= 583,5
2.0 HDi	100	02/08→					
2.0 HDi 140	103	04/09→	➔	☐; Orga 11683→		24.5151-0638.3	331141 L= 638
2.0 HDi 165	120	04/09→	➔	☐; Orga 11683→		24.5151-0639.3	331142 L= 638
2.2 HDi	125	02/08→					
2.7 HDi	150	02/08→					
3.0	152	02/08→					
3.0 HDi 240	177	04/09→					
3.0 V6	155	02/08→					
2.0 HDi 150 / BlueHDi 150	110	04/09→	➔	☐; 05/15→		24.5161-0775.3	331412 L= 775 L1= 310 L2= 220
			➔	☐; 05/15→		24.5161-0776.3	331413 L= 775 L1= 310 L2= 220
			➔	☐; 05/15→		24.5151-0638.3	331141 L= 638
			➔	☐; 05/15→		24.5151-0639.3	331142 L= 638
2.0 HDi 180	133	03/15→	➔	☐		24.5161-0775.3	331412 L= 775 L1= 310 L2= 220
			➔	☐		24.5161-0776.3	331413 L= 775 L1= 310 L2= 220
			➔	☐		24.5151-0638.3	331141 L= 638
			➔	☐		24.5151-0639.3	331142 L= 638
2.2 HDi 200	150	07/10→	➔	☐; →Orga 12998		24.5161-0313.3	331219 L= 310 L2= 275 mit Rohrleitung
			➔	☐; →Orga 12998		24.5161-0314.3	331220 L= 310 L2= 275 mit Rohrleitung
















	kw			 	! #		
<b>CITROËN - C5 III (RD_) 02/08→</b>							
 <b>Bremsschlauch</b>							
2.2 HDi 200	150	07/10→	←	☐; Orga 12999→		24.5161-0775.3 331412	L= 775 L1= 310 L2= 220
			←	☐; Orga 12999→		24.5161-0776.3 331413	L= 775 L1= 310 L2= 220
			→	☐; →Orga 11682		24.5151-0583.3 331019	L= 583,5
			→	☐; →Orga 11682		24.5151-0584.3 331020	L= 583,5
			→	☐; Orga 11682→		24.5151-0638.3 331141	L= 638
			→	☐; Orga 11682→		24.5151-0639.3 331142	L= 638
<b>CITROËN - C5 III Break (TD_) 02/08→</b>							
 <b>Bremssattel</b>							
1.6 HDi 110	80	02/08→	←	☐; →Orga 12998		11.9601-9731.2 220853	ATE Ø 60 - Halter
1.6 HDi 110	82	07/10→					
1.6 HDi 115	84	01/12→	←	☐; →Orga 12998		11.9601-9732.2 220854	ATE Ø 60 - Halter
1.6 THP 150	110	04/09→	→	☐; + eFSB		11.9387-7087.2 220975	ATE Ø 38 - Halter
1.6 THP 155	115	04/09→					
1.6 VTI 120	88	07/10→	→	☐; + eFSB		11.9387-7088.2 220976	ATE Ø 38 - Halter
1.8 16V	92	02/08→					
2.0 16V	103	02/08→	→	☐; - eFSB		24.3387-1707.7 220701	TRW Ø 38 - Halter
2.0 16V BioFlex	103	02/08→	→	☐; - eFSB		24.3387-1708.7 220702	TRW Ø 38 - Halter
2.0 HDi	100	02/08→					
2.0 HDi 140	103	04/09→					
2.0 HDi 150 / BlueHDi 150	110	04/09→					
2.0 HDi 165	120	04/09→					
2.0 HDi 180	133	03/15→	←	☐		11.9601-9883.2 220917	ATE Ø 60 - Halter
2.2 HDi 200	150	07/10→	←	☐		11.9601-9884.2 220918	ATE Ø 60 - Halter
3.0 HDi 240	177	04/09→	→	☐; + eFSB		11.9387-7087.2 220975	ATE Ø 38 - Halter
			→	☐; + eFSB		11.9387-7088.2 220976	ATE Ø 38 - Halter
			→	☐; - eFSB		24.3387-1707.7 220701	TRW Ø 38 - Halter
			→	☐; - eFSB		24.3387-1708.7 220702	TRW Ø 38 - Halter
2.2 HDi	125	02/08→	←	☐		24.3451-1719.7 220763	TRW Ø 45 - Halter
2.2 HDi 165	120	02/08→					
2.7 HDi	150	02/08→	←	☐		24.3451-1720.7 220764	TRW Ø 45 - Halter
3.0	152	02/08→	→	☐; + eFSB		11.9387-7087.2 220975	ATE Ø 38 - Halter
3.0 V6	155	02/08→	→	☐; + eFSB		11.9387-7088.2 220976	ATE Ø 38 - Halter
			→	☐; - eFSB		24.3387-1707.7 220701	TRW Ø 38 - Halter
			→	☐; - eFSB		24.3387-1708.7 220702	TRW Ø 38 - Halter
<b>Feder, Bremssattel</b>							
1.6 HDi 110	80	02/08→	←	→Orga 12998	2	11.8116-0356.1 390586	ATE
1.6 HDi 110	82	07/10→					
1.6 HDi 115	84	01/12→	←	Orga 12999→	2	11.8116-0356.1 390586	ATE
1.6 THP 150	110	04/09→	→	+ eFSB	2	11.8116-0340.1 390595	ATE
1.6 THP 155	115	04/09→					
1.6 VTI 120	88	07/10→					
1.8 16V	92	02/08→					
2.0 16V	103	02/08→					
2.0 16V BioFlex	103	02/08→					
2.0 HDi	100	02/08→					
2.0 HDi 140	103	04/09→					
2.0 HDi 150 / BlueHDi 150	110	04/09→					
2.0 HDi 165	120	04/09→					
2.0 HDi 180	133	03/15→	→	+ eFSB	2	11.8116-0340.1 390595	ATE
2.2 HDi	125	02/08→					
2.2 HDi 165	120	02/08→					
2.2 HDi 200	150	07/10→					
2.7 HDi	150	02/08→					
3.0	152	02/08→					
3.0 HDi 240	177	04/09→					
3.0 V6	155	02/08→					
<b>Führungshülzensatz, Bremssattel</b>							
1.6 HDi 110	80	02/08→	←	→Orga 12998		11.0101-5407.2 260011	ATE
1.6 HDi 110	82	07/10→					
1.6 HDi 115	84	01/12→	←	Orga 12999→		11.0101-5704.2 260095	ATE
1.6 THP 150	110	04/09→	→	+ eFSB		11.0101-5407.2 260011	ATE
1.6 THP 155	115	04/09→					
1.6 VTI 120	88	07/10→					
1.8 16V	92	02/08→					
2.0 16V	103	02/08→					
2.0 16V BioFlex	103	02/08→					
2.0 HDi	100	02/08→					
↓							

	kw			 	! #		
<b>CITROËN - C5 III Break (TD_) 02/08→</b>							
<b>Führungshülzensatz, Bremssattel</b>							
2.0 HDi 140	103	04/09→	←	→Orga 12998		11.0101-5407.2 260011	ATE
2.0 HDi 150 / BlueHDi 150	110	04/09→	←	Orga 12999→		11.0101-5704.2 260095	ATE
2.0 HDi 165	120	04/09→	→	+ eFSB		11.0101-5407.2 260011	ATE
2.0 HDi 180	133	03/15→	←			11.0101-5407.2 260011	ATE
2.2 HDi 200	150	07/10→	→	+ eFSB		11.0101-5407.2 260011	ATE
3.0 HDi 240	177	04/09→					
2.2 HDi	125	02/08→	→	+ eFSB		11.0101-5407.2 260011	ATE
2.2 HDi 165	120	02/08→					
2.7 HDi	150	02/08→					
3.0	152	02/08→					
3.0 V6	155	02/08→					
<b>Führungsbolzen, Bremssattel</b>							
1.6 HDi 110	80	02/08→	←	→Orga 12998		11.8171-0008.1 990049	ATE
1.6 HDi 110	82	07/10→					
1.6 HDi 115	84	01/12→	←	Orga 12999→		11.8171-0008.1 990049	ATE
1.6 THP 150	110	04/09→	→	+ eFSB		11.8171-0008.1 990049	ATE
1.6 THP 155	115	04/09→					
1.6 VTI 120	88	07/10→					
1.8 16V	92	02/08→					
2.0 16V	103	02/08→					
2.0 16V BioFlex	103	02/08→					
2.0 HDi	100	02/08→					
2.0 HDi 140	103	04/09→					
2.0 HDi 150 / BlueHDi 150	110	04/09→					
2.0 HDi 165	120	04/09→					
2.0 HDi 180	133	03/15→				11.8171-0008.1 990049	ATE
2.2 HDi 200	150	07/10→	→	+ eFSB		11.8171-0008.1 990049	ATE
3.0 HDi 240	177	04/09→					
2.2 HDi	125	02/08→	→	+ eFSB		11.8171-0008.1 990049	ATE
2.2 HDi 165	120	02/08→					
2.7 HDi	150	02/08→					
3.0	152	02/08→					
3.0 V6	155	02/08→					
<b>Dichtungssatz, Bremssattel</b>							
1.6 HDi 110	80	02/08→	←	→Orga 12998		11.0441-6008.2 250038	ATE für Kolben-Ø [mm]: 60
1.6 HDi 110	82	07/10→					
1.6 HDi 115	84	01/12→	←	Orga 12999→		11.0441-6008.2 250038	ATE für Kolben-Ø [mm]: 60
1.6 THP 150	110	04/09→					
1.6 THP 155	115	04/09→					
1.6 VTI 120	88	07/10→					
1.8 16V	92	02/08→					
2.0 16V	103	02/08→					
2.0 16V BioFlex	103	02/08→					
2.0 HDi	100	02/08→					
2.0 HDi 140	103	04/09→					
2.0 HDi 150 / BlueHDi 150	110	04/09→					
2.0 HDi 165	120	04/09→					
2.0 HDi 180	133	03/15→	←			11.0441-6008.2 250038	ATE für Kolben-Ø [mm]: 60
2.2 HDi 200	150	07/10→					
3.0 HDi 240	177	04/09→					
<b>Zubehörsatz, Bremssattel</b>							
1.6 HDi 110	80	02/08→	→	- eFSB		24.0101-3803.2 260101	TRW
1.6 HDi 110	82	07/10→					
1.6 HDi 115	84	01/12→					
1.6 THP 150	110	04/09→					
1.6 THP 155	115	04/09→					
1.6 VTI 120	88	07/10→					
1.8 16V	92	02/08→					
2.0 16V	103	02/08→					
2.0 16V BioFlex	103	02/08→					
2.0 HDi	100	02/08→					
2.0 HDi 140	103	04/09→					
2.0 HDi 150 / BlueHDi 150	110	04/09→					
2.0 HDi 165	120	04/09→					
2.0 HDi 180	133	03/15→					
2.2 HDi	125	02/08→					
2.2 HDi 165	120	02/08→					
2.2 HDi 200	150	07/10→					
2.7 HDi	150	02/08→					
3.0	152	02/08→					
3.0 HDi 240	177	04/09→					
3.0 V6	155	02/08→					
↓							

	kw			 	! #		
<b>CITROËN - C5 III Break (TD_) 02/08→</b>							
 <b>Bremsschlauch</b>							
1.6 HDi 110	80	02/08→	←	☐; →Orga 12998	24.5161-0313.3	331219	L= 310 L2= 275 mit Rohrleitung
1.6 HDi 110	82	07/10→					
1.6 HDi 115	84	01/12→	←	☐; →Orga 12998	24.5161-0314.3	331220	L= 310 L2= 275 mit Rohrleitung
1.6 THP 150	110	04/09→	←	☐; Orga 12999→	24.5161-0775.3	331412	L= 775 L1= 310 L2= 220
1.6 THP 155	115	04/09→	←	☐; Orga 12999→	24.5161-0776.3	331413	L= 775 L1= 310 L2= 220
1.6 VTI 120	88	07/10→	←	☐; Orga 12999→	24.5161-0776.3	331413	L= 775 L1= 310 L2= 220
1.8 16V	92	02/08→					
2.0 16V	103	02/08→	→	☐; →Orga 11682	24.5151-0583.3	331019	L= 583,5
2.0 16V BioFlex	103	02/08→	→	☐; →Orga 11682	24.5151-0584.3	331020	L= 583,5
2.0 HDi	100	02/08→					
2.0 HDi 140	103	04/09→	→	☐; Orga 11683→	24.5151-0638.3	331141	L= 638
2.0 HDi 150 / BlueHDi 150	110	04/09→	→	☐; Orga 11683→	24.5151-0639.3	331142	L= 638
2.0 HDi 165	120	04/09→					
2.2 HDi	125	02/08→					
2.2 HDi 165	120	02/08→					
2.2 HDi 200	150	07/10→					
2.7 HDi	150	02/08→					
3.0	152	02/08→					
3.0 HDi 240	177	04/09→					
3.0 V6	155	02/08→					
2.0 HDi 180	133	03/15→	←	☐	24.5161-0775.3	331412	L= 775 L1= 310 L2= 220
			←	☐	24.5161-0776.3	331413	L= 775 L1= 310 L2= 220
			→	☐	24.5151-0638.3	331141	L= 638
			→	☐	24.5151-0639.3	331142	L= 638
<b>CITROËN - C6 (TD_) 09/05→</b>							
 <b>Bremssattel</b>							
2.2 HDi	120	06/06→	←	☐; → 12/12	24.3451-1719.7	220763	TRW Ø 45 - Halter
2.2 HDi	125	06/06→					
2.7 HDi	150	09/05→	←	☐; → 12/12	24.3451-1720.7	220764	TRW Ø 45 - Halter
3.0 V6	155	09/05→	→	☐; → 12/12	24.3384-1769.7	220791	TRW Ø 38 - Halter
			→	☐; → 12/12	24.3384-1770.7	220792	TRW Ø 38 - Halter
3.0 HDi	177	04/09→	←	☐; 07/09→ 12/12	11.9601-9883.2	220917	ATE Ø 60 - Halter
			←	☐; 07/09→ 12/12	11.9601-9884.2	220918	ATE Ø 60 - Halter
			→	☐; 07/09→ 12/12	24.3384-1769.7	220791	TRW Ø 38 - Halter
			→	☐; 07/09→ 12/12	24.3384-1770.7	220792	TRW Ø 38 - Halter
<b>Führungshülzensatz, Bremssattel</b>							
3.0 HDi	177	04/09→	←	07/09→ 12/12	11.0101-5407.2	260011	ATE
<b>Führungsbolzen, Bremssattel</b>							
3.0 HDi	177	04/09→		07/09→ 12/12	11.8171-0008.1	990049	ATE
<b>Dichtungssatz, Bremssattel</b>							
3.0 HDi	177	04/09→	←	07/09→ 12/12	11.0441-6008.2	250038	ATE für Kolben-Ø [mm]: 60
<b>Zubehörsatz, Bremssattel</b>							
2.2 HDi	120	06/06→		→ 12/12	24.0101-3802.2	260100	TRW
2.2 HDi	125	06/06→					
2.7 HDi	150	09/05→					
3.0 V6	155	09/05→					
3.0 HDi	177	04/09→		07/09→ 12/12	24.0101-3802.2	260100	TRW
 <b>Bremsschlauch</b>							
2.2 HDi	120	06/06→	←	☐; Orga 11126→; → 12/12	24.5161-0313.3	331219	L= 310 L2= 275 mit Rohrleitung
2.2 HDi	125	06/06→					
2.7 HDi	150	09/05→	←	☐; Orga 11126→; → 12/12	24.5161-0314.3	331220	L= 310 L2= 275 mit Rohrleitung
3.0 V6	155	09/05→	←	☐; →Orga 11125	24.5161-0315.3	331186	L= 310 L2= 275 mit Rohrleitung
			←	☐; →Orga 11125	24.5161-0316.3	331187	L= 310 L2= 275 mit Rohrleitung
			→	☐; →Orga 11682	24.5151-0583.3	331019	L= 583,5
			→	☐; →Orga 11682	24.5151-0584.3	331020	L= 583,5
			→	☐; Orga 11683→; → 12/12	24.5151-0638.3	331141	L= 638
			→	☐; Orga 11683→; → 12/12	24.5151-0639.3	331142	L= 638
3.0 HDi	177	04/09→	←	☐; 07/09→ 12/12	24.5161-0775.3	331412	L= 775 L1= 310 L2= 220
			←	☐; 07/09→ 12/12	24.5161-0776.3	331413	L= 775 L1= 310 L2= 220
			→	☐; 07/09→; →Orga 11682	24.5151-0583.3	331019	L= 583,5




	kW			 	! #		
<b>CITROËN - C6 (TD_) 09/05→</b>							
 <b>Bremsschlauch</b>							
3.0 HDi	177	04/09→	➡	☐; 07/09→; →Orga 11682	24.5151-0584.3	331020	L= 583,5
			➡	☐; Orga 11683→; → 12/12	24.5151-0638.3	331141	L= 638
			➡	☐; Orga 11683→; → 12/12	24.5151-0639.3	331142	L= 638
<b>CITROËN - C8 (EA_, EB_) 07/02→</b>							
 <b>Bremssattel</b>							
2.0	100	07/02→	←	☐; → 07/14	24.3601-1711.7	220607	TRW Ø 60 - Halter
2.0 16V	103	09/05→	←	☐; → 07/14	24.3601-1712.7	220608	TRW Ø 60 - Halter
2.0 16V	104	09/05→	←	☐; → 07/14	24.3601-1712.7	220608	TRW Ø 60 - Halter
2.0 HDi	79	07/02→	➡	☐; → 07/14	24.3384-1761.7	220671	TRW Ø 38 - Halter
2.0 HDi	80	07/02→	➡	☐; → 07/14	24.3384-1761.7	220671	TRW Ø 38 - Halter
2.0 HDi	81	07/02→	➡	☐; → 07/14	24.3384-1762.5	240851	TRW Ø 38 - Halter
2.0 HDi 135	100	03/06→					
2.2	116	07/02→					
2.2 HDi	94	07/02→					
2.0 HDi	88	07/06→	←	☐; 02/07→ 07/14	24.3601-1711.7	220607	TRW Ø 60 - Halter
			←	☐; 02/07→ 07/14	24.3601-1712.7	220608	TRW Ø 60 - Halter
			➡	☐; 02/07→ 07/14	24.3384-1761.7	220671	TRW Ø 38 - Halter
			➡	☐; 02/07→ 07/14	24.3384-1762.5	240851	TRW Ø 38 - Halter
2.0 HDi 165	120	03/06→	←	☐; → 07/14	24.3451-1855.5	240659	TRW Ø1 40 Ø2 45 - Halter
2.2 HDi	120	06/07→	←	☐; → 07/14	24.3451-1856.5	240660	TRW Ø1 40 Ø2 45 - Halter
2.2 HDi	125	06/06→	➡	☐; → 07/14	24.3384-1761.7	220671	TRW Ø 38 - Halter
			➡	☐; → 07/14	24.3384-1762.5	240851	TRW Ø 38 - Halter
3.0 V6	150	07/02→	➡	☐; → 07/14	24.3384-1761.7	220671	TRW Ø 38 - Halter
			➡	☐; → 07/14	24.3384-1762.5	240851	TRW Ø 38 - Halter
 <b>Bremsschlauch</b>							
2.0	100	07/02→	←	→ 07/14	2	24.5111-0462.3	330555 L= 460
2.0 16V	103	09/05→	➡	→ 07/14	2	24.5229-0251.3	330535 L= 250
2.0 16V	104	09/05→	➡	→ 07/14	2	24.5229-0251.3	330535 L= 250
2.0 HDi	79	07/02→					
2.0 HDi	80	07/02→					
2.0 HDi	81	07/02→					
2.0 HDi 135	100	03/06→					
2.2	116	07/02→					
2.2 HDi	94	07/02→					
2.0 HDi	88	07/06→	←	02/07→ 07/14	2	24.5111-0462.3	330555 L= 460
			➡	02/07→ 07/14	2	24.5229-0251.3	330535 L= 250
2.0 HDi 165	120	03/06→	←	→ 07/14	2	24.5144-0500.3	331169 L= 500
2.2 HDi	120	06/07→	➡	→ 07/14	2	24.5229-0251.3	330535 L= 250
2.2 HDi	125	06/06→	➡	→ 07/14	2	24.5229-0251.3	330535 L= 250
3.0 V6	150	07/02→	➡	→ 07/14	2	24.5229-0251.3	330535 L= 250
<b>CITROËN - C15 (VD_) 10/84→10/06</b>							
 <b>Bremssattel</b>							
1.0	33	10/84→12/97	←	☐; Orga 04196→	24.3481-1610.7	220198	TRW Ø 48 + Halter
1.0 E	37	11/92→07/96					
1.1	35	10/84→12/96					
1.1	40	11/88→07/96					
1.1 i	44	07/88→12/96					
1.4	49	07/87→12/96					
1.4 E	40	07/87→12/96					
1.4 E	44	05/87→12/96					
1.4 i	55	05/91→12/96					
1.8 D	44	07/86→12/00	←	☐	24.3481-1610.7	220198	TRW Ø 48 + Halter
 <b>Bremsschlauch</b>							
1.0	33	10/84→12/97	←	Orga 04196→	2	24.5112-0325.3	330415 L= 355
1.0 E	37	11/92→07/96	➡		2	24.5228-0185.3	330107 L= 185
1.1	35	10/84→12/96	➡		2	24.5228-0185.3	330107 L= 185
1.1	40	11/88→07/96					
1.1 i	44	07/88→12/96					
1.4	49	07/87→12/96					
1.4 E	40	07/87→12/96					
1.4 E	44	05/87→12/96					
1.4 i	55	05/91→12/96					
1.8 D	44	07/86→12/00	←		2	24.5112-0325.3	330415 L= 355
			➡		2	24.5228-0185.3	330107 L= 185
↓							


	kw			 	! #		
<b>CITROËN - C15 (VD_) 10/84→10/06</b>							
 <b>Bremsschlauch</b>							
1.9 D	44	12/00→12/05	→		2	24.5228-0185.3 330107	L= 185
1.9 D	51	10/00→10/02					
<b>CITROËN - C15 Kombi 04/87→08/00</b>							
 <b>Bremssattel</b>							
1.1	44	08/88→07/96	←	☐		24.3481-1610.7 220198	TRW Ø 48 + Halter
1.4	55	05/91→07/96					
1.8 D	44	04/87→08/00					
 <b>Bremsschlauch</b>							
1.1	44	08/88→07/96	←		2	24.5112-0325.3 330415	L= 355
1.8 D	44	04/87→08/00	→		2	24.5228-0185.3 330107	L= 185
1.4	55	05/91→07/96	←	Orga 04196→	2	24.5112-0325.3 330415	L= 355
			→		2	24.5228-0185.3 330107	L= 185
<b>CITROËN - C-CROSSER (EP_) 02/07→</b>							
 <b>Bremssattel</b>							
2.0	108	11/10→	←	☐; → 01/13		24.3431-1701.5 240437	Ø 43 - Halter
2.0 Allrad	108	11/10→					
2.2 HDi	115	02/07→	←	☐; → 01/13		24.3431-1702.5 240438	Ø 43 - Halter
2.4 16V	125	08/08→					
 <b>Bremsschlauch</b>							
2.0	108	11/10→	←	☐; → 01/13		24.5286-0600.3 331173	L= 600
2.0 Allrad	108	11/10→	←	☐; → 01/13		24.5286-0601.3 331174	L= 600
			→	☐; → 01/13; für Rechtslenker; + ESP		24.5247-0275.3 331244	L= 275
			→	☐; → 01/13; für Rechtslenker; + ESP		24.5247-0276.3 331245	L= 275
2.2 HDi	115	02/07→	←	☐; → 01/13		24.5286-0600.3 331173	L= 600
2.4 16V	125	08/08→	←	☐; → 01/13		24.5286-0601.3 331174	L= 600
			→	☐; Orga 12719→; → 01/13		24.5247-0275.3 331244	L= 275
			→	☐; →Orga 12718		24.5247-0275.3 331244	L= 275
			→	☐; →Orga 12718		24.5247-0276.3 331245	L= 275
			→	☐; Orga 12719→; → 01/13		24.5247-0276.3 331245	L= 275
<b>CITROËN - C-CROSSER ENTERPRISE 01/09→</b>							
 <b>Bremssattel</b>							
2.2 HDi	115	01/09→	←	☐; → 01/13		24.3431-1701.5 240437	Ø 43 - Halter
2.4 16V	125	01/09→	←	☐; → 01/13		24.3431-1702.5 240438	Ø 43 - Halter
 <b>Bremsschlauch</b>							
2.2 HDi	115	01/09→	←	☐; → 01/13		24.5286-0600.3 331173	L= 600
2.4 16V	125	01/09→	←	☐; → 01/13		24.5286-0601.3 331174	L= 600
			→	☐; Orga 12719→; → 01/13		24.5247-0275.3 331244	L= 275
			→	☐; →Orga 12718		24.5247-0275.3 331244	L= 275
			→	☐; →Orga 12718		24.5247-0276.3 331245	L= 275
			→	☐; Orga 12719→; → 01/13		24.5247-0276.3 331245	L= 275
<b>CITROËN - C-ELYSEE 11/12→</b>							
 <b>Bremssattel</b>							
1.2 VTi 72	53	11/12→	←	☐; V		24.3541-1771.5 240239	BOS Ø 54 - Halter
1.2 VTi 82	60	12/14→					
1.6 BlueHDi 100	73	11/14→	←	☐; V		24.3541-1772.5 240240	BOS Ø 54 - Halter
1.6 HDi 92	68	11/12→					
1.6 VTi 115	85	11/12→					
 <b>Bremsschlauch</b>							
1.2 VTi 72	53	11/12→	→		2	24.5239-0190.3 330966	L= 190
1.2 VTi 82	60	12/14→					
1.6 BlueHDi 100	73	11/14→					
1.6 HDi 92	68	11/12→					
1.6 VTi 115	85	11/12→					



**CITROËN - DS3 11/09→07/15**

 **Bremssattel**

1.2 THP 110 1.6 BlueHDi 100 1.6 BlueHDi 75 1.6 THP 165	81	10/14→03/15	←	☐; für Bremsscheibendurchmesser [mm]: 266	24.3541-1771.5	240239	BOS Ø 54 - Halter
	73	07/14→07/15					
	55	03/15→07/15	←	☐; für Bremsscheibendurchmesser [mm]: 266	24.3541-1772.5	240240	BOS Ø 54 - Halter
	121	10/14→06/15	←	☐; für Bremsscheibendurchmesser [mm]: 266	24.3541-1772.5	240240	BOS Ø 54 - Halter
			→	☐	24.3387-1733.5	240655	TRW Ø 38 - Halter
			→	☐	24.3387-1734.5	240656	TRW Ø 38 - Halter
1.2 VTi 82 1.4 HDi 70 1.4 VTi 95 1.4 VTi 95 LPG 1.6 HDi 90	60	01/13→03/15	←	☐	24.3541-1771.5	240239	BOS Ø 54 - Halter
	50	04/10→07/15					
	70	04/10→07/15	←	☐	24.3541-1772.5	240240	BOS Ø 54 - Halter
	70	08/12→07/15					
1.6 HDi 90	68	11/09→07/15					
			←	☐; 04/10→	24.3541-1771.5	240239	BOS Ø 54 - Halter
			←	☐; 04/10→	24.3541-1772.5	240240	BOS Ø 54 - Halter
1.6	120	01/12→07/15	←	☐; 10/14→; für Bremsscheibendurchmesser [mm]: 266	24.3541-1771.5	240239	BOS Ø 54 - Halter
			←	☐; 10/14→; für Bremsscheibendurchmesser [mm]: 266	24.3541-1772.5	240240	BOS Ø 54 - Halter
			→	☐; 10/14→	24.3387-1733.5	240655	TRW Ø 38 - Halter
			→	☐; 10/14→	24.3387-1734.5	240656	TRW Ø 38 - Halter
1.6 BlueHDi 120 1.6 HDi 110 1.6 HDi 115 1.6 HDi 115 1.6 Racing 1.6 Racing 1.6 THP 155 1.6 VTi 120	88	10/13→07/15	→	☐	24.3387-1733.5	240655	TRW Ø 38 - Halter
	82	11/09→07/15					
	84	08/12→07/15	→	☐	24.3387-1734.5	240656	TRW Ø 38 - Halter
	85	10/13→07/15					
	147	02/11→07/15					
	152	02/11→07/15					
	115	04/10→07/15					
	88	04/10→07/15					
1.6 THP 150	110	01/10→07/15	→	☐; 04/10→	24.3387-1733.5	240655	TRW Ø 38 - Halter
			→	☐; 04/10→	24.3387-1734.5	240656	TRW Ø 38 - Halter











 **Bremsschlauch**








1.2 THP 110 1.2 VTi 82	81	10/14→03/15	←		2	24.5111-0496.3	331371	L= 495
	60	01/13→03/15						
1.4 HDi 70 1.4 VTi 95 1.4 VTi 95 LPG 1.6 BlueHDi 100 1.6 BlueHDi 120 1.6 BlueHDi 75 1.6 HDi 110 1.6 HDi 115 1.6 HDi 115 1.6 HDi 90 1.6 THP 155 1.6 THP 165 1.6 VTi 120	50	04/10→07/15	→		2	24.5239-0165.3	330606	L= 165
	70	04/10→07/15						
	70	08/12→07/15						
	73	07/14→07/15						
	88	10/13→07/15						
	55	03/15→07/15						
	82	11/09→07/15						
	84	08/12→07/15						
	85	10/13→07/15						
	68	11/09→07/15						
	115	04/10→07/15						
	121	10/14→06/15						
	88	04/10→07/15						
	1.4 VTi 98 1.6 THP 150	72	11/09→07/15	←	04/10→	2	24.5111-0496.3	331371
110		01/10→07/15	→	04/10→	2	24.5239-0165.3	330606	L= 165
1.6	120	01/12→07/15	←	10/14→	2	24.5111-0496.3	331371	L= 495
			→	10/14→	2	24.5239-0165.3	330606	L= 165
1.6 Racing 1.6 Racing	147	02/11→07/15	→		2	24.5239-0165.3	330606	L= 165
	152	02/11→07/15						








**CITROËN - DS3 Cabriolet 01/13→07/15**

 **Bremssattel**

1.2 THP 110 1.6 BlueHDi 100 1.6 BlueHDi 115 1.6 THP 165	81	10/14→07/15	←	☐; für Bremsscheibendurchmesser [mm]: 266	24.3541-1771.5	240239	BOS Ø 54 - Halter
	73	07/14→07/15					
	85	10/13→07/15	←	☐; für Bremsscheibendurchmesser [mm]: 266	24.3541-1772.5	240240	BOS Ø 54 - Halter
	121	10/14→07/15	←	☐; für Bremsscheibendurchmesser [mm]: 266	24.3541-1772.5	240240	BOS Ø 54 - Halter
			→	☐	24.3387-1733.5	240655	TRW Ø 38 - Halter
			→	☐	24.3387-1734.5	240656	TRW Ø 38 - Halter
1.2 VTi 82 1.6 HDi 90	60	01/13→07/15	←	☐; 03/13→	24.3541-1771.5	240239	BOS Ø 54 - Halter
	69	01/13→07/15	←	☐; 03/13→	24.3541-1772.5	240240	BOS Ø 54 - Halter
1.6 BlueHDi 120	88	07/14→07/15	→	☐	24.3387-1733.5	240655	TRW Ø 38 - Halter

	kw			 	! #		
<b>CITROËN - DS3 Cabriolet 01/13→07/15</b>							
 <b>Bremssattel</b>							
1.6 Racing	152	03/14→07/15	➔	☐		24.3387-1734.5 240656	TRW Ø 38 - Halter
1.6 THP 150	110	01/13→07/15	➔	☐; 03/13→		24.3387-1733.5 240655	TRW Ø 38 - Halter
1.6 THP 155	115	01/13→07/15	➔	☐; 03/13→		24.3387-1734.5 240656	TRW Ø 38 - Halter
1.6 VTi 120	88	01/13→07/15	➔	☐; 03/13→		24.3387-1734.5 240656	TRW Ø 38 - Halter
 <b>Bremsschlauch</b>							
1.2 THP 110	81	10/14→07/15	➔		2	24.5111-0496.3 331371	L= 495
1.6 BlueHDi 100	73	07/14→07/15	➔		2	24.5239-0165.3 330606	L= 165
1.6 BlueHDi 115	85	10/13→07/15	➔				
1.6 BlueHDi 120	88	07/14→07/15	➔				
1.6 THP 165	121	10/14→07/15	➔				
1.2 VTi 82	60	01/13→07/15	➔	03/13→	2	24.5111-0496.3 331371	L= 495
1.6 HDi 90	69	01/13→07/15	➔	03/13→			
1.6 THP 150	110	01/13→07/15	➔	03/13→	2	24.5239-0165.3 330606	L= 165
1.6 THP 155	115	01/13→07/15	➔				
1.6 VTi 120	88	01/13→07/15	➔				
1.6 Racing	152	03/14→07/15	➔		2	24.5239-0165.3 330606	L= 165
<b>CITROËN - DS4 04/11→07/15</b>							
 <b>Bremssattel</b>							
1.2 THP 130	96	07/14→07/15	➔	☐		11.9601-9717.2 220901	ATE Ø 60 - Halter
1.6 BlueHDi 115	85	08/14→07/15	➔	☐		11.9601-9718.2 220902	ATE Ø 60 - Halter
1.6 BlueHDi 120	88	07/14→07/15	➔	☐			
2.0 BlueHDi 150	110	07/14→07/15	➔	☐			
1.6 HDi 110	81	04/11→07/15	➔	☐		11.9601-9717.2 220901	ATE Ø 60 - Halter
1.6 HDi 110	82	04/11→07/15	➔	☐		11.9601-9718.2 220902	ATE Ø 60 - Halter
1.6 HDi 115	84	08/12→07/15	➔	☐			
1.6 HDi 90	68	05/11→07/15	➔	☐; - eFSB		24.3387-1731.7 221009	TRW Ø 38 - Halter
1.6 THP 155	115	04/11→07/15	➔	☐; - eFSB		24.3387-1732.7 221010	TRW Ø 38 - Halter
1.6 THP 160	120	04/12→07/15	➔	☐; - eFSB			
1.6 VTi 120	88	04/11→07/15	➔	☐; - eFSB			
1.6 THP 165	121	01/12→07/15	➔	☐; 04/12→		11.9601-9717.2 220901	ATE Ø 60 - Halter
			➔	☐; 04/12→		11.9601-9718.2 220902	ATE Ø 60 - Halter
			➔	☐; 04/12→; - eFSB		24.3387-1731.7 221009	TRW Ø 38 - Halter
			➔	☐; 04/12→; - eFSB		24.3387-1732.7 221010	TRW Ø 38 - Halter
1.6 THP 200	147	04/11→07/15	➔	☐		11.9601-9883.2 220917	ATE Ø 60 - Halter
			➔	☐		11.9601-9884.2 220918	ATE Ø 60 - Halter
			➔	☐; - eFSB		24.3387-1731.7 221009	TRW Ø 38 - Halter
			➔	☐; - eFSB		24.3387-1732.7 221010	TRW Ø 38 - Halter
2.0 BlueHDi 180	133	07/14→07/15	➔	☐; nicht für Felgenreöße [Zoll]: 19		11.9601-9717.2 220901	ATE Ø 60 - Halter
2.0 HDi / BlueHDi 135	100	09/11→07/15	➔	☐; nicht für Felgenreöße [Zoll]: 19		11.9601-9718.2 220902	ATE Ø 60 - Halter
2.0 HDi 165	120	04/11→07/15	➔	☐; passend für Felgenreöße [Zoll]: 19		11.9601-9883.2 220917	ATE Ø 60 - Halter
			➔	☐; passend für Felgenreöße [Zoll]: 19		11.9601-9884.2 220918	ATE Ø 60 - Halter
			➔	☐; - eFSB		24.3387-1731.7 221009	TRW Ø 38 - Halter
			➔	☐; - eFSB		24.3387-1732.7 221010	TRW Ø 38 - Halter
<b>Feder, Bremssattel</b>							
1.2 THP 130	96	07/14→07/15	➔		2	11.8116-0356.1 390586	ATE
1.6 BlueHDi 115	85	08/14→07/15	➔				
1.6 BlueHDi 120	88	07/14→07/15	➔				
1.6 HDi 110	81	04/11→07/15	➔				
1.6 HDi 110	82	04/11→07/15	➔				
1.6 HDi 115	84	08/12→07/15	➔				
1.6 HDi 90	68	05/11→07/15	➔				
1.6 THP 155	115	04/11→07/15	➔				
1.6 THP 160	120	04/12→07/15	➔				
1.6 VTi 120	88	04/11→07/15	➔				
2.0 BlueHDi 150	110	07/14→07/15	➔				
1.6 THP 165	121	01/12→07/15	➔	04/12→	2	11.8116-0356.1 390586	ATE
2.0 BlueHDi 180	133	07/14→07/15	➔	nicht für Felgenreöße [Zoll]: 19	2	11.8116-0356.1 390586	ATE
2.0 HDi / BlueHDi 135	100	09/11→07/15	➔				
2.0 HDi 165	120	04/11→07/15	➔				
<b>Führungshülzensatz, Bremssattel</b>							
1.2 THP 130	96	07/14→07/15	➔			11.0101-5704.2 260095	ATE
1.6 BlueHDi 115	85	08/14→07/15	➔				
1.6 BlueHDi 120	88	07/14→07/15	➔				
1.6 HDi 110	81	04/11→07/15	➔				
1.6 HDi 110	82	04/11→07/15	➔				
1.6 HDi 115	84	08/12→07/15	➔				
1.6 HDi 90	68	05/11→07/15	➔				

	kw			 	! #		
<b>CITROËN - DS4 04/11→07/15</b>							
<b>Führungshülzensatz, Bremsattel</b>							
1.6 THP 155	115	04/11→07/15	←			11.0101-5704.2	260095 ATE
1.6 THP 160	120	04/12→07/15					
1.6 VTi 120	88	04/11→07/15					
2.0 BlueHDi 150	110	07/14→07/15					
1.6 THP 165	121	01/12→07/15	←	04/12→		11.0101-5704.2	260095 ATE
1.6 THP 200	147	04/11→07/15	←			11.0101-5407.2	260011 ATE
2.0 BlueHDi 180	133	07/14→07/15	←	passend für Felgengröße [Zoll]: 19		11.0101-5407.2	260011 ATE
2.0 HDi / BlueHDi 135	100	09/11→07/15					
2.0 HDi 165	120	04/11→07/15	←	nicht für Felgengröße [Zoll]: 19		11.0101-5704.2	260095 ATE
<b>Führungsbolzen, Bremsattel</b>							
1.2 THP 130	96	07/14→07/15				11.8171-0008.1	990049 ATE
1.6 BlueHDi 115	85	08/14→07/15					
1.6 BlueHDi 120	88	07/14→07/15					
1.6 HDi 110	81	04/11→07/15					
1.6 HDi 110	82	04/11→07/15					
1.6 HDi 115	84	08/12→07/15					
1.6 HDi 90	68	05/11→07/15					
1.6 THP 155	115	04/11→07/15					
1.6 THP 160	120	04/12→07/15					
1.6 THP 200	147	04/11→07/15					
1.6 VTi 120	88	04/11→07/15					
2.0 BlueHDi 150	110	07/14→07/15					
1.6 THP 165	121	01/12→07/15		04/12→		11.8171-0008.1	990049 ATE
2.0 BlueHDi 180	133	07/14→07/15		nicht für Felgengröße [Zoll]: 19		11.8171-0008.1	990049 ATE
2.0 HDi / BlueHDi 135	100	09/11→07/15					
2.0 HDi 165	120	04/11→07/15		passend für Felgengröße [Zoll]: 19		11.8171-0008.1	990049 ATE
<b>Dichtungssatz, Bremsattel</b>							
1.2 THP 130	96	07/14→07/15	←			11.0441-6008.2	250038 ATE für Kolben-Ø [mm]: 60
1.6 BlueHDi 115	85	08/14→07/15					
1.6 BlueHDi 120	88	07/14→07/15					
1.6 HDi 110	81	04/11→07/15					
1.6 HDi 110	82	04/11→07/15					
1.6 HDi 115	84	08/12→07/15					
1.6 HDi 90	68	05/11→07/15					
1.6 THP 155	115	04/11→07/15					
1.6 THP 160	120	04/12→07/15					
1.6 THP 200	147	04/11→07/15					
1.6 VTi 120	88	04/11→07/15					
2.0 BlueHDi 150	110	07/14→07/15					
1.6 THP 165	121	01/12→07/15	←	04/12→		11.0441-6008.2	250038 ATE für Kolben-Ø [mm]: 60
2.0 BlueHDi 180	133	07/14→07/15	←	passend für Felgengröße [Zoll]: 19		11.0441-6008.2	250038 ATE für Kolben-Ø [mm]: 60
2.0 HDi / BlueHDi 135	100	09/11→07/15					
2.0 HDi 165	120	04/11→07/15	←	nicht für Felgengröße [Zoll]: 19		11.0441-6008.2	250038 ATE für Kolben-Ø [mm]: 60
<b>Bremsschlauch</b>							
1.2 THP 130	96	07/14→07/15	←	nicht für Felgengröße [Zoll]: 19	2	24.5111-0441.3	331507 L= 440
1.6 BlueHDi 115	85	08/14→07/15					
1.6 BlueHDi 120	88	07/14→07/15	→		2	24.5246-0190.3	330697 L= 190
1.6 HDi 110	81	04/11→07/15					
1.6 HDi 110	82	04/11→07/15					
1.6 HDi 115	84	08/12→07/15					
1.6 HDi 90	68	05/11→07/15					
1.6 THP 155	115	04/11→07/15					
1.6 THP 160	120	04/12→07/15					
1.6 THP 200	147	04/11→07/15					
1.6 VTi 120	88	04/11→07/15					
2.0 BlueHDi 150	110	07/14→07/15					
2.0 BlueHDi 180	133	07/14→07/15					
2.0 HDi / BlueHDi 135	100	09/11→07/15					
2.0 HDi 165	120	04/11→07/15					
1.6 THP 165	121	01/12→07/15	←	04/12→; nicht für Felgengröße [Zoll]: 19	2	24.5111-0441.3	331507 L= 440
			→	04/12→	2	24.5246-0190.3	330697 L= 190
<b>CITROËN - DS5 11/11→07/15</b>							
<b>Bremssattel</b>							
1.6 BlueHDi 120	88	07/14→07/15	←	☐; Nabendurchmesser [mm]: 82		11.9601-9717.2	220901 ATE Ø 60 - Halter
1.6 HDi	85	11/13→07/15	←	☐; Nabendurchmesser [mm]: 82		11.9601-9718.2	220902 ATE Ø 60 - Halter
1.6 HDi 110	82	11/11→07/15	←	☐; →Orga 13342; Nabendurchmesser [mm]: 82		11.9601-9717.2	220901 ATE Ø 60 - Halter
			←	☐; Orga 13343→; Nabendurchmesser [mm]: 82		11.9601-9717.2	220901 ATE Ø 60 - Halter
			←	☐; →Orga 13342; Nabendurchmesser [mm]: 82		11.9601-9718.2	220902 ATE Ø 60 - Halter
↓							

	kw			 	! #		
<b>CITROËN - DS5 11/11→07/15</b>							
<b>Bremssattel</b>							
1.6 HDi 110	82	11/11→07/15	←	☐; Orga 13343→; Nabendurchmesser [mm]: 82		11.9601-9718.2 220902	ATE Ø 60 - Halter
			←	☐; Nabendurchmesser [mm]: 83		11.9601-9883.2 220917	ATE Ø 60 - Halter
			←	☐; Nabendurchmesser [mm]: 83		11.9601-9884.2 220918	ATE Ø 60 - Halter
1.6 HDi 115	84	06/12→07/15	←	☐; Orga 13343→; Nabendurchmesser [mm]: 82		11.9601-9717.2 220901	ATE Ø 60 - Halter
			←	☐; 08/12→; →Orga 13342; Nabendurchmesser [mm]: 82		11.9601-9717.2 220901	ATE Ø 60 - Halter
			←	☐; 08/12→; →Orga 13342; Nabendurchmesser [mm]: 82		11.9601-9718.2 220902	ATE Ø 60 - Halter
			←	☐; Orga 13343→; Nabendurchmesser [mm]: 82		11.9601-9718.2 220902	ATE Ø 60 - Halter
			←	☐; 08/12→; Nabendurchmesser [mm]: 83		11.9601-9883.2 220917	ATE Ø 60 - Halter
			←	☐; 08/12→; Nabendurchmesser [mm]: 83		11.9601-9884.2 220918	ATE Ø 60 - Halter
1.6 THP 150	110	11/11→07/15	←	☐; Nabendurchmesser [mm]: 82		11.9601-9717.2 220901	ATE Ø 60 - Halter
1.6 THP 155	115	11/11→07/15					
1.6 THP 165	121	01/12→07/15	←	☐; Nabendurchmesser [mm]: 82		11.9601-9718.2 220902	ATE Ø 60 - Halter
1.6 THP 165 Hybrid	121	06/12→07/15	←	☐; Nabendurchmesser [mm]: 83		11.9601-9883.2 220917	ATE Ø 60 - Halter
1.6 THP 200	147	11/11→07/15					
1.6 THP 210	155	11/14→07/15	←	☐; Nabendurchmesser [mm]: 83		11.9601-9884.2 220918	ATE Ø 60 - Halter
2.0 BlueHDi 150	110	07/14→07/15					
2.0 BlueHDi 180	133	08/13→07/15					
2.0 HDi 135	100	11/11→07/15					
2.0 HDi 150 Hybrid	110	11/11→07/15					
2.0 HDi 165	120	11/11→07/15					
2.0 HDi 165 Hybrid4 4x4	120	12/11→07/15					
2.0 HDi 200 Hybrid4	147	12/11→07/15					
<b>Feder, Bremssattel</b>							
1.6 BlueHDi 120	88	07/14→07/15			2	11.8116-0356.1 390586	ATE
1.6 HDi	85	11/13→07/15					
1.6 THP 150	110	11/11→07/15					
1.6 THP 155	115	11/11→07/15					
1.6 THP 165	121	01/12→07/15					
1.6 THP 165 Hybrid	121	06/12→07/15					
1.6 THP 200	147	11/11→07/15					
1.6 THP 210	155	11/14→07/15					
2.0 BlueHDi 150	110	07/14→07/15					
2.0 BlueHDi 180	133	08/13→07/15					
2.0 HDi 135	100	11/11→07/15					
2.0 HDi 150 Hybrid	110	11/11→07/15					
2.0 HDi 165	120	11/11→07/15					
2.0 HDi 165 Hybrid4 4x4	120	12/11→07/15					
2.0 HDi 200 Hybrid4	147	12/11→07/15					
1.6 HDi 110	82	11/11→07/15		Orga 13343→	2	11.8116-0356.1 390586	ATE
				→Orga 13342	2	11.8116-0356.1 390586	ATE
1.6 HDi 115	84	06/12→07/15		Orga 13343→	2	11.8116-0356.1 390586	ATE
				08/12→; →Orga 13342	2	11.8116-0356.1 390586	ATE
<b>Führungshülzensatz, Bremssattel</b>							
1.6 BlueHDi 120	88	07/14→07/15	←			11.0101-5704.2 260095	ATE
1.6 HDi	85	11/13→07/15					
1.6 HDi 110	82	11/11→07/15	←			11.0101-5407.2 260011	ATE
			←	→Orga 13342		11.0101-5704.2 260095	ATE
			←	Orga 13343→		11.0101-5704.2 260095	ATE
1.6 HDi 115	84	06/12→07/15	←	08/12→		11.0101-5407.2 260011	ATE
			←	Orga 13343→		11.0101-5704.2 260095	ATE
			←	08/12→; →Orga 13342		11.0101-5704.2 260095	ATE
1.6 THP 150	110	11/11→07/15	←			11.0101-5407.2 260011	ATE
1.6 THP 155	115	11/11→07/15					
1.6 THP 165	121	01/12→07/15				11.0101-5704.2 260095	ATE
1.6 THP 165 Hybrid	121	06/12→07/15					
1.6 THP 200	147	11/11→07/15					
1.6 THP 210	155	11/14→07/15					
2.0 BlueHDi 150	110	07/14→07/15					
2.0 BlueHDi 180	133	08/13→07/15					
2.0 HDi 135	100	11/11→07/15					
2.0 HDi 150 Hybrid	110	11/11→07/15					
2.0 HDi 165	120	11/11→07/15					
2.0 HDi 165 Hybrid4 4x4	120	12/11→07/15					
2.0 HDi 200 Hybrid4	147	12/11→07/15					
↓							

**CITROËN - DS5 11/11→07/15**

**Führungsbolzen, Bremsattel**

1.6 BlueHDi 120	88	07/14→07/15				11.8171-0008.1	990049	ATE
1.6 HDi	85	11/13→07/15						
1.6 THP 150	110	11/11→07/15						
1.6 THP 155	115	11/11→07/15						
1.6 THP 165	121	01/12→07/15						
1.6 THP 165 Hybrid	121	06/12→07/15						
1.6 THP 200	147	11/11→07/15						
1.6 THP 210	155	11/14→07/15						
2.0 BlueHDi 150	110	07/14→07/15						
2.0 BlueHDi 180	133	08/13→07/15						
2.0 HDi 135	100	11/11→07/15						
2.0 HDi 150 Hybrid	110	11/11→07/15						
2.0 HDi 165	120	11/11→07/15						
2.0 HDi 165 Hybrid4 4x4	120	12/11→07/15						
2.0 HDi 200 Hybrid4	147	12/11→07/15						
1.6 HDi 110	82	11/11→07/15		Orga 13343→		11.8171-0008.1	990049	ATE
				→Orga 13342		11.8171-0008.1	990049	ATE
						11.8171-0008.1	990049	ATE
1.6 HDi 115	84	06/12→07/15		Orga 13343→		11.8171-0008.1	990049	ATE
				08/12→		11.8171-0008.1	990049	ATE
				08/12→; →Orga 13342		11.8171-0008.1	990049	ATE

**Dichtungssatz, Bremsattel**

1.6 BlueHDi 120	88	07/14→07/15				11.0441-6008.2	250038	ATE für Kolben-Ø [mm]: 60
1.6 HDi	85	11/13→07/15						
1.6 THP 210	155	11/14→07/15						
1.6 HDi 110	82	11/11→07/15		Orga 13343→		11.0441-6008.2	250038	ATE für Kolben-Ø [mm]: 60
						11.0441-6008.2	250038	ATE für Kolben-Ø [mm]: 60
			←	→Orga 13342		11.0441-6008.2	250038	ATE für Kolben-Ø [mm]: 60
1.6 HDi 115	84	06/12→07/15		Orga 13343→		11.0441-6008.2	250038	ATE für Kolben-Ø [mm]: 60
				08/12→		11.0441-6008.2	250038	ATE für Kolben-Ø [mm]: 60
			←	08/12→; →Orga 13342		11.0441-6008.2	250038	ATE für Kolben-Ø [mm]: 60
1.6 THP 150	110	11/11→07/15						
1.6 THP 155	115	11/11→07/15						
1.6 THP 165	121	01/12→07/15	←			11.0441-6008.2	250038	ATE für Kolben-Ø [mm]: 60
1.6 THP 165 Hybrid	121	06/12→07/15						
1.6 THP 200	147	11/11→07/15						
2.0 BlueHDi 150	110	07/14→07/15						
2.0 BlueHDi 180	133	08/13→07/15						
2.0 HDi 135	100	11/11→07/15						
2.0 HDi 150 Hybrid	110	11/11→07/15						
2.0 HDi 165	120	11/11→07/15						
2.0 HDi 165 Hybrid4 4x4	120	12/11→07/15						
2.0 HDi 200 Hybrid4	147	12/11→07/15						








**Bremsschlauch**

1.6 BlueHDi 120	88	07/14→07/15			2	24.5246-0216.3	331022	L= 216,6
1.6 HDi	85	11/13→07/15						
1.6 HDi 110	82	11/11→07/15						
1.6 THP 150	110	11/11→07/15						
1.6 THP 155	115	11/11→07/15						
1.6 THP 165	121	01/12→07/15						
1.6 THP 165 Hybrid	121	06/12→07/15						
1.6 THP 200	147	11/11→07/15						
1.6 THP 210	155	11/14→07/15						
2.0 BlueHDi 150	110	07/14→07/15						
2.0 BlueHDi 180	133	08/13→07/15						
2.0 HDi 135	100	11/11→07/15						
2.0 HDi 150 Hybrid	110	11/11→07/15						
2.0 HDi 165	120	11/11→07/15						
1.6 HDi 115	84	06/12→07/15		08/12→	2	24.5246-0216.3	331022	L= 216,6

**CITROËN - EVASION (22, U6) 06/94→07/02**

**Bremssattel**

1.8	73	05/97→07/02	←	☐		24.3571-1711.5	240159	BDX Ø 57 - Halter
			←	☐		24.3571-1712.5	240160	BDX Ø 57 - Halter
			→	☐; + ABS		11.3361-9975.2	220281	ATE Ø 36 - Halter
						24.3361-9975.5	240541	ATE Ø 36 - Halter
			→	☐; + ABS		11.3361-9976.2	220282	ATE Ø 36 - Halter
1.8	76	02/96→12/96	←	☐; V		24.3571-1711.5	240159	BDX Ø 57 - Halter
			←	☐; V		24.3571-1712.5	240160	BDX Ø 57 - Halter

	kw			 	! #		
<b>CITROËN - EVASION (22, U6) 06/94→07/02</b>							
<b>Bremssattel</b>							
1.8	76	02/96→12/96	➔	☐; + ABS		11.3361-9975.2 220281 24.3361-9975.5 240541	ATE Ø 36 - Halter ATE Ø 36 - Halter
			➔	☐; + ABS		11.3361-9976.2 220282 24.3361-9976.5 240542	ATE Ø 36 - Halter ATE Ø 36 - Halter
1.9 TD	66	11/94→07/02	➔	☐; 02/95→		24.3571-1709.5 240153	TRW Ø 57 - Halter
			➔	☐; 02/95→		24.3571-1710.5 240154	TRW Ø 57 - Halter
			➔	☐; 02/95→; + ABS		11.3361-9975.2 220281 24.3361-9975.5 240541	ATE Ø 36 - Halter ATE Ø 36 - Halter
			➔	☐; 02/95→; + ABS		11.3361-9976.2 220282 24.3361-9976.5 240542	ATE Ø 36 - Halter ATE Ø 36 - Halter
1.9 TD	68	10/95→12/98	➔	☐		24.3571-1709.5 240153	TRW Ø 57 - Halter
2.0	89	06/94→07/02	➔	☐		24.3571-1710.5 240154	TRW Ø 57 - Halter
2.0 HDI	80	08/99→07/02	➔	☐; + ABS		11.3361-9975.2 220281 24.3361-9975.5 240541	ATE Ø 36 - Halter ATE Ø 36 - Halter
2.0 HDI 16V	80	09/99→07/02	➔	☐; + ABS		11.3361-9976.2 220282 24.3361-9976.5 240542	ATE Ø 36 - Halter ATE Ø 36 - Halter
2.0 16V	97	05/98→04/00	➔	☐; 12/98→		24.3571-1709.5 240153	TRW Ø 57 - Halter
			➔	☐; 12/98→		24.3571-1710.5 240154	TRW Ø 57 - Halter
			➔	☐; 12/98→		11.3361-9975.2 220281	ATE Ø 36 - Halter
			➔	☐; 12/98→		11.3361-9976.2 220282	ATE Ø 36 - Halter
			➔	☐; 12/98→; + ABS		24.3361-9975.5 240541	ATE Ø 36 - Halter
			➔	☐; 12/98→; + ABS		24.3361-9976.5 240542	ATE Ø 36 - Halter
2.0 16V	100	05/00→07/02	➔	☐		24.3571-1709.5 240153	TRW Ø 57 - Halter
2.1 TD	80	05/96→07/02	➔	☐		24.3571-1710.5 240154	TRW Ø 57 - Halter
			➔	☐		11.3361-9975.2 220281	ATE Ø 36 - Halter
			➔	☐		11.3361-9976.2 220282	ATE Ø 36 - Halter
			➔	☐; + ABS		24.3361-9975.5 240541	ATE Ø 36 - Halter
			➔	☐; + ABS		24.3361-9976.5 240542	ATE Ø 36 - Halter
2.0 Turbo C.T.	108	06/94→07/02	➔	☐		24.3571-1709.5 240153	TRW Ø 57 - Halter
			➔	☐		24.3571-1710.5 240154	TRW Ø 57 - Halter
			➔	☐		11.3361-9975.2 220281 24.3361-9975.5 240541	ATE Ø 36 - Halter ATE Ø 36 - Halter
			➔	☐		11.3361-9976.2 220282 24.3361-9976.5 240542	ATE Ø 36 - Halter ATE Ø 36 - Halter
<b>Feder, Bremssattel</b>							
1.8	73	05/97→07/02	➔	+ ABS	2	11.8116-0073.1 390498	ATE
1.8	76	02/96→12/96					
1.9 TD	68	10/95→12/98					
2.0	89	06/94→07/02					
2.0 16V	100	05/00→07/02					
2.0 HDI	80	08/99→07/02					
2.0 HDI 16V	80	09/99→07/02					
2.1 TD	80	05/96→07/02					
1.9 TD	66	11/94→07/02	➔	02/95→; + ABS	2	11.8116-0073.1 390498	ATE
2.0 16V	97	05/98→04/00	➔	12/98→; + ABS	2	11.8116-0073.1 390498	ATE
2.0 Turbo C.T.	108	06/94→07/02	➔		2	11.8116-0073.1 390498	ATE
<b>Führungshülzensatz, Bremssattel</b>							
1.8	73	05/97→07/02	➔	+ ABS		11.0101-5407.2 260011	ATE
1.8	76	02/96→12/96					
1.9 TD	68	10/95→12/98					
2.0	89	06/94→07/02					
2.0 16V	100	05/00→07/02					
2.0 HDI	80	08/99→07/02					
2.0 HDI 16V	80	09/99→07/02					
2.1 TD	80	05/96→07/02					
1.9 TD	66	11/94→07/02	➔	02/95→; + ABS		11.0101-5407.2 260011	ATE
2.0 16V	97	05/98→04/00	➔	12/98→; + ABS		11.0101-5407.2 260011	ATE
2.0 Turbo C.T.	108	06/94→07/02	➔			11.0101-5407.2 260011	ATE
↓							



**CITROËN - EVASION (22, U6) 06/94→07/02**

**Führungsbolzen, Bremsattel**

1.8	73	05/97→07/02		+ ABS		11.8171-0008.1	990049	ATE
1.8	76	02/96→12/96						
1.9 TD	68	10/95→12/98						
2.0	89	06/94→07/02						
2.0 16V	100	05/00→07/02						
2.0 HDI	80	08/99→07/02						
2.0 HDI 16V	80	09/99→07/02						
2.1 TD	80	05/96→07/02						
1.9 TD	66	11/94→07/02		02/95→; + ABS		11.8171-0008.1	990049	ATE
2.0 16V	97	05/98→04/00		12/98→; + ABS		11.8171-0008.1	990049	ATE
2.0 Turbo C.T.	108	06/94→07/02				11.8171-0008.1	990049	ATE

**Dichtungssatz, Bremsattel**

1.8	73	05/97→07/02	➡	+ ABS		11.0441-3602.2	250008	ATE
1.8	76	02/96→12/96						
1.9 TD	68	10/95→12/98						
2.0	89	06/94→07/02						
2.0 16V	100	05/00→07/02						
2.0 HDI	80	08/99→07/02						
2.0 HDI 16V	80	09/99→07/02						
2.1 TD	80	05/96→07/02						
1.9 TD	66	11/94→07/02	➡	02/95→; + ABS		11.0441-3602.2	250008	ATE
2.0 16V	97	05/98→04/00	➡	12/98→; + ABS		11.0441-3602.2	250008	ATE
2.0 Turbo C.T.	108	06/94→07/02	➡			11.0441-3602.2	250008	ATE










**Bremsschlauch**








1.8	73	05/97→07/02	←		2	24.5118-0471.3	330528	L= 473
1.8	76	02/96→12/96						
1.9 TD	68	10/95→12/98	➡	☐; für Fahrzeuge mit Scheibenbremse an der Hinterachse	2	24.5111-0301.3	330499	L= 300
2.0	89	06/94→07/02						
2.0 HDI	80	08/99→07/02						
2.0 HDI 16V	80	09/99→07/02	➡	☐; für Fahrzeuge mit Scheibenbremse an der Hinterachse	2	24.5229-0251.3	330535	L= 250
			➡	für Fahrzeuge mit Trommelbremse an der Hinterachse	2	24.5229-0251.3	330535	L= 250
1.9 TD	66	11/94→07/02	←	02/95→	2	24.5118-0471.3	330528	L= 473
			➡	☐; 02/95→; für Fahrzeuge mit Scheibenbremse an der Hinterachse	2	24.5111-0301.3	330499	L= 300
			➡	02/95→; für Fahrzeuge mit Trommelbremse an der Hinterachse	2	24.5229-0251.3	330535	L= 250
			➡	☐; 02/95→; für Fahrzeuge mit Scheibenbremse an der Hinterachse	2	24.5229-0251.3	330535	L= 250
2.0 16V	97	05/98→04/00	←	12/98→	2	24.5118-0471.3	330528	L= 473
			➡	☐; 12/98→; für Fahrzeuge mit Scheibenbremse an der Hinterachse	2	24.5111-0301.3	330499	L= 300
			➡	☐; 12/98→; für Fahrzeuge mit Scheibenbremse an der Hinterachse	2	24.5229-0251.3	330535	L= 250
2.0 16V	100	05/00→07/02	←		2	24.5118-0471.3	330528	L= 473
2.0 Turbo C.T.	108	06/94→07/02						
2.1 TD	80	05/96→07/02	➡	☐; für Fahrzeuge mit Scheibenbremse an der Hinterachse	2	24.5111-0301.3	330499	L= 300
			➡	☐; für Fahrzeuge mit Scheibenbremse an der Hinterachse	2	24.5229-0251.3	330535	L= 250

**CITROËN - JUMPER Bus 04/06→**











**Bremsschlauch**











2.0 BlueHdi 110	81	07/15→	←		2	24.5112-0492.3	331217	L= 492
2.0 BlueHdi 130	96	07/15→						
2.0 BlueHdi 160	120	07/15→	➡	kurzer Radstand	2	24.5112-0417.3	331298	L= 417
2.2 HDi 100	74	04/06→	➡	langer Radstand	2	83.7101-9489.3	330906	L= 488,5
2.2 HDi 110	81	07/11→						
2.2 HDi 120	88	04/06→						
2.2 HDi 130	96	07/11→						
2.2 HDi 150	110	07/11→						
3.0 HDi 155	115	07/10→						
3.0 HDi 160	116	09/06→						
3.0 HDi 180	130	07/11→						









	kw			 	! #			
<b>CITROËN - JUMPER Bus (230P) 02/94→04/02</b>								
<b> Bremssattel</b>								
1.9 D	51	01/99→04/02	➡	☐; 11/01→ 03/02; Nutzlast [kg]: 1.000	24.3461-1701.5	240449	Ø 46 - Halter	
			➡	☐; 11/01→ 03/02; Nutzlast [kg]: 1.000	24.3461-1702.5	240450	Ø 46 - Halter	
1.9 TD 1.9 TD 1.9 TD 4x4	66	08/94→04/02	➡	☐; 11/01→ 03/02; Nutzlast ab [kg] 1.000	24.3461-1701.5	240449	Ø 46 - Halter	
	68	02/94→04/02		Nutzlast bis [kg] 1.400				
	68	08/96→04/02	➡	☐; 11/01→ 03/02; Nutzlast ab [kg] 1.000	24.3461-1702.5	240450	Ø 46 - Halter	
				Nutzlast bis [kg] 1.400				
2.0 2.0 4x4	80	02/94→04/02	➡	☐; 11/01→ 03/02; Nutzlast ab [kg] 1.000	24.3461-1701.5	240449	Ø 46 - Halter	
	80	08/96→04/02		Nutzlast bis [kg] 1.800				
			➡	☐; 11/01→ 03/02; Nutzlast ab [kg] 1.000	24.3461-1702.5	240450	Ø 46 - Halter	
				Nutzlast bis [kg] 1.800				
2.5 D 2.5 D 4x4	63	08/94→04/02	➡	☐; 11/01→ 03/02; Nutzlast ab [kg] 1.400	24.3461-1701.5	240449	Ø 46 - Halter	
	63	08/96→04/02		Nutzlast bis [kg] 1.800				
2.5 TD 2.5 TD 4x4	76	08/94→04/02	➡	☐; 11/01→ 03/02; Nutzlast ab [kg] 1.400	24.3461-1702.5	240450	Ø 46 - Halter	
	76	08/96→04/02		Nutzlast bis [kg] 1.800				
2.8 HDi 2.8 HDi 4x4	94	09/00→04/02						
	94	09/00→04/02						
2.8 D	64	01/99→02/02	➡	☐; S 16194400→; Nutzlast ab [kg] 1.400	24.3461-1701.5	240449	Ø 46 - Halter	
				Nutzlast bis [kg] 1.800				
			➡	☐; S 16194400→; Nutzlast ab [kg] 1.400	24.3461-1702.5	240450	Ø 46 - Halter	
				Nutzlast bis [kg] 1.800				
<b>Zubehörsatz, Bremssattel</b>								
1.9 D	51	01/99→04/02		→ 10/01; + ABS; Nutzlast [kg]: 1.000	24.0101-4804.2	260050	TRW	
1.9 TD 1.9 TD 1.9 TD 4x4	66	08/94→04/02		→ 10/01; + ABS; Nutzlast ab [kg] 1.000	24.0101-4804.2	260050	TRW	
	68	02/94→04/02		Nutzlast bis [kg] 1.400				
2.0 2.0 4x4	80	02/94→04/02						
	80	08/96→04/02						
2.5 D	63	08/94→04/02		→ 10/01; + ABS; Nutzlast [kg]: 1.400	24.0101-4804.2	260050	TRW	
2.8 D	64	01/99→02/02		→ S 16206253; Nutzlast [kg]: 1.400; + ABS	24.0101-4804.2	260050	TRW	
<b> Bremsschlauch</b>								
1.9 D	51	01/99→04/02	←	S 15866410→; → 10/01; Nutzlast [kg]: 1.000	2	24.5112-0461.3	330616	L= 460
						24.5112-0466.3	330579	L= 462
			←	→ S 15866409; Nutzlast [kg]: 1.000	2	24.5112-0465.3	330526	L= 465
						24.5112-0466.3	330579	L= 462
			←	11/01→ 03/02; Nutzlast [kg]: 1.000	2	24.5112-0470.3	331460	L= 470
						24.5112-0477.3	331299	L= 477
			➡	☐; → 10/01; + ABS; Nutzlast [kg]: 1.000; für Fahrzeuge ohne verstärktes Fahrwerk		24.5112-0315.3	330509	L= 315
			➡	→ 10/01; - ABS; Nutzlast [kg]: 1.000; für Fahrzeuge ohne verstärktes Fahrwerk	1	24.5112-0340.3	330511	L= 340
			➡	11/01→ 03/02; - ABS; Nutzlast [kg]: 1.000; für Fahrzeuge mit Trommelbremse an der Hinterachse	1	24.5112-0361.3	330649	L= 360 + Halter
➡	→ 10/01; - ABS; Nutzlast [kg]: 1.000; für Fahrzeuge mit verstärktem Fahrwerk	1	24.5112-0361.3	330649	L= 360 + Halter			
➡	11/01→ 03/02; + ABS; Nutzlast [kg]: 1.000; für Fahrzeuge mit Scheibenbremse an der Hinterachse	2	83.6401-0159.3	330746	L= 160			
➡	11/01→ 03/02; - ABS; Nutzlast [kg]: 1.000; für Fahrzeuge mit Scheibenbremse an der Hinterachse	2	83.6401-0159.3	330746	L= 160			
1.9 TD 1.9 TD 1.9 TD 4x4	66	08/94→04/02	←	S 15866410→; → 10/01; Nutzlast ab [kg]	2	24.5112-0461.3	330616	L= 460
	68	02/94→04/02		1.000 Nutzlast bis [kg] 1.400		24.5112-0466.3	330579	L= 462
	68	08/96→04/02	←	→ S 15866409; Nutzlast ab [kg] 1.000	2	24.5112-0465.3	330526	L= 465
				Nutzlast bis [kg] 1.400		24.5112-0466.3	330579	L= 462
			←	11/01→ 03/02; Nutzlast ab [kg] 1.000	2	24.5112-0470.3	331460	L= 470
				Nutzlast bis [kg] 1.400		24.5112-0477.3	331299	L= 477
	➡	☐; → 10/01; + ABS; Nutzlast ab [kg]		1.000 Nutzlast bis [kg] 1.400; für Fahrzeuge ohne verstärktes Fahrwerk		24.5112-0315.3	330509	L= 315
➡	→ 10/01; - ABS; Nutzlast ab [kg] 1.000	1	Nutzlast bis [kg] 1.400; für Fahrzeuge ohne verstärktes Fahrwerk		24.5112-0340.3	330511	L= 340	
➡	→ 10/01; - ABS; Nutzlast ab [kg] 1.000	1	Nutzlast bis [kg] 1.400; für Fahrzeuge mit verstärktem Fahrwerk		24.5112-0361.3	330649	L= 360 + Halter	









	kw			 	! #			
<b>CITROËN - JUMPER Bus (230P) 02/94→04/02</b>								
<b>Bremsschlauch</b>								
1.9 TD 1.9 TD 1.9 TD 4x4	66	08/94→04/02	➔	11/01→ 03/02; - ABS; Nutzlast ab [kg] 1.000 Nutzlast bis [kg] 1.400; für Fahrzeuge mit Trommelbremse an der Hinterachse	1	24.5112-0361.3	330649	L= 360 + Halter
	68	02/94→04/02	➔	11/01→ 03/02; + ABS; Nutzlast ab [kg] 1.000 Nutzlast bis [kg] 1.400; für Fahrzeuge mit Scheibenbremse an der Hinterachse	2	83.6401-0159.3	330746	L= 160
	68	08/96→04/02	➔	11/01→ 03/02; - ABS; Nutzlast ab [kg] 1.000 Nutzlast bis [kg] 1.400; für Fahrzeuge mit Scheibenbremse an der Hinterachse	2	83.6401-0159.3	330746	L= 160
2.0 2.0 4x4	80	02/94→04/02	➔	S 15866410→; → 10/01; Nutzlast ab [kg] 1.000 Nutzlast bis [kg] 1.800	2	24.5112-0461.3	330616	L= 460
	80	08/96→04/02	➔	→ S 15866409; Nutzlast ab [kg] 1.000 Nutzlast bis [kg] 1.800	2	24.5112-0465.3	330526	L= 465
				24.5112-0466.3	330579	L= 462		
			➔	11/01→ 03/02; Nutzlast ab [kg] 1.000 Nutzlast bis [kg] 1.800	2	24.5112-0470.3	331460	L= 470
				24.5112-0477.3	331299	L= 477		
			➔	☐; → 10/01; + ABS; Nutzlast ab [kg] 1.000 Nutzlast bis [kg] 1.800; für Fahrzeuge ohne verstärktes Fahrwerk		24.5112-0315.3	330509	L= 315
			➔	→ 10/01; - ABS; Nutzlast ab [kg] 1.000 Nutzlast bis [kg] 1.800; für Fahrzeuge ohne verstärktes Fahrwerk	1	24.5112-0340.3	330511	L= 340
			➔	11/01→ 03/02; - ABS; Nutzlast ab [kg] 1.000 Nutzlast bis [kg] 1.800; für Fahrzeuge mit Trommelbremse an der Hinterachse	1	24.5112-0361.3	330649	L= 360 + Halter
			➔	→ 10/01; - ABS; Nutzlast ab [kg] 1.000 Nutzlast bis [kg] 1.800; für Fahrzeuge mit verstärktem Fahrwerk	1	24.5112-0361.3	330649	L= 360 + Halter
			➔	11/01→ 03/02; - ABS; Nutzlast ab [kg] 1.000 Nutzlast bis [kg] 1.800; für Fahrzeuge mit Scheibenbremse an der Hinterachse	2	83.6401-0159.3	330746	L= 160
2.5 D 2.5 D 4x4 2.5 TD 2.5 TD 4x4	63	08/94→04/02	➔	S 15866410→; → 10/01; Nutzlast ab [kg] 1.400 Nutzlast bis [kg] 1.800	2	24.5112-0461.3	330616	L= 460
	63	08/96→04/02	➔	→ S 15866409; Nutzlast ab [kg] 1.400 Nutzlast bis [kg] 1.800	2	24.5112-0465.3	330526	L= 465
	76	08/94→04/02	➔	24.5112-0466.3	330579	L= 462		
	76	08/96→04/02	➔	11/01→ 03/02; Nutzlast ab [kg] 1.400 Nutzlast bis [kg] 1.800	2	24.5112-0470.3	331460	L= 470
				24.5112-0477.3	331299	L= 477		
			➔	☐; → 10/01; + ABS; Nutzlast ab [kg] 1.400 Nutzlast bis [kg] 1.800; für Fahrzeuge ohne verstärktes Fahrwerk		24.5112-0315.3	330509	L= 315
			➔	→ 10/01; - ABS; Nutzlast ab [kg] 1.400 Nutzlast bis [kg] 1.800; für Fahrzeuge ohne verstärktes Fahrwerk	1	24.5112-0340.3	330511	L= 340
			➔	11/01→ 03/02; - ABS; Nutzlast ab [kg] 1.400 Nutzlast bis [kg] 1.800; für Fahrzeuge mit Trommelbremse an der Hinterachse	1	24.5112-0361.3	330649	L= 360 + Halter
			➔	→ 10/01; - ABS; Nutzlast ab [kg] 1.400 Nutzlast bis [kg] 1.800; für Fahrzeuge mit verstärktem Fahrwerk	1	24.5112-0361.3	330649	L= 360 + Halter
			➔	11/01→ 03/02; + ABS; Nutzlast ab [kg] 1.400 Nutzlast bis [kg] 1.800; für Fahrzeuge mit Scheibenbremse an der Hinterachse	2	83.6401-0159.3	330746	L= 160
2.5 TDi 2.5 TDI 4x4	79	12/96→11/00	➔	11/01→ 03/02; - ABS; Nutzlast ab [kg] 1.400 Nutzlast bis [kg] 1.800; für Fahrzeuge mit Scheibenbremse an der Hinterachse	2	83.6401-0159.3	330746	L= 160
	79	12/96→11/00	➔	S 15866410→; Nutzlast ab [kg] 1.400 Nutzlast bis [kg] 1.800	2	24.5112-0461.3	330616	L= 460
			➔	→ S 15866409; Nutzlast ab [kg] 1.400 Nutzlast bis [kg] 1.800	2	24.5112-0465.3	330526	L= 465
			24.5112-0466.3	330579	L= 462			
			➔	☐; + ABS; Nutzlast ab [kg] 1.400 Nutzlast bis [kg] 1.800; für Fahrzeuge ohne verstärktes Fahrwerk		24.5112-0315.3	330509	L= 315










	kw			 	! #		
<b>CITROËN - JUMPER Bus (230P) 02/94→04/02</b>							
 <b>Bremsschlauch</b>							
2.5 TDi 2.5 TDi 4x4	79 79	12/96→11/00 12/96→11/00	➔	- ABS; Nutzlast ab [kg] 1.400 Nutzlast bis [kg] 1.800; für Fahrzeuge ohne verstärktes Fahrwerk	1	<b>24.5112-0340.3</b> <b>330511</b>	L= 340
			➔	- ABS; Nutzlast ab [kg] 1.400 Nutzlast bis [kg] 1.800; für Fahrzeuge mit verstärktem Fahrwerk	1	<b>24.5112-0361.3</b> <b>330649</b>	L= 360 + Halter
2.8 D	64	01/99→02/02	➔	S 15866410→ S 16206244; Nutzlast ab [kg] 1.400 Nutzlast bis [kg] 1.800	2	<b>24.5112-0461.3</b> <b>330616</b> <b>24.5112-0466.3</b> <b>330579</b>	L= 460 L= 462
			➔	→ S 15866409; Nutzlast ab [kg] 1.400 Nutzlast bis [kg] 1.800	2	<b>24.5112-0465.3</b> <b>330526</b> <b>24.5112-0466.3</b> <b>330579</b>	L= 465 L= 462
			➔	S 16205353→; Nutzlast ab [kg] 1.400 Nutzlast bis [kg] 1.800	2	<b>24.5112-0470.3</b> <b>331460</b> <b>24.5112-0477.3</b> <b>331299</b>	L= 470 L= 477
			➔	☐; → S 16206253; Nutzlast ab [kg] 1.400 Nutzlast bis [kg] 1.800; + ABS; für Fahrzeuge ohne verstärktes Fahrwerk		<b>24.5112-0315.3</b> <b>330509</b>	L= 315
			➔	→ S 16206244; Nutzlast ab [kg] 1.400 Nutzlast bis [kg] 1.800; - ABS; für Fahrzeuge ohne verstärktes Fahrwerk	1	<b>24.5112-0340.3</b> <b>330511</b>	L= 340
			➔	→ S 16206244; Nutzlast ab [kg] 1.400 Nutzlast bis [kg] 1.800; - ABS; für Fahrzeuge mit Trommelbremse an der Hinterachse	1	<b>24.5112-0361.3</b> <b>330649</b>	L= 360 + Halter
			➔	→ S 16206244; Nutzlast ab [kg] 1.400 Nutzlast bis [kg] 1.800; - ABS; für Fahrzeuge mit verstärktem Fahrwerk	1	<b>24.5112-0361.3</b> <b>330649</b>	L= 360 + Halter
			➔	S 16194400→; Nutzlast ab [kg] 1.400 Nutzlast bis [kg] 1.800; + ABS; für Fahrzeuge mit Scheibenbremse an der Hinterachse	2	<b>83.6401-0159.3</b> <b>330746</b>	L= 160
			➔	→ S 16206244; Nutzlast ab [kg] 1.400 Nutzlast bis [kg] 1.800; - ABS; für Fahrzeuge mit Scheibenbremse an der Hinterachse	2	<b>83.6401-0159.3</b> <b>330746</b>	L= 160
2.8 HDi 2.8 HDi 4x4	94 94	09/00→04/02 09/00→04/02	➔	→ 10/01; Nutzlast ab [kg] 1.400 Nutzlast bis [kg] 1.800	2	<b>24.5112-0461.3</b> <b>330616</b> <b>24.5112-0466.3</b> <b>330579</b>	L= 460 L= 462
			➔	11/01→ 03/02; Nutzlast ab [kg] 1.400 Nutzlast bis [kg] 1.800	2	<b>24.5112-0470.3</b> <b>331460</b> <b>24.5112-0477.3</b> <b>331299</b>	L= 470 L= 477
			➔	☐; → 10/01; + ABS; Nutzlast ab [kg] 1.400 Nutzlast bis [kg] 1.800; für Fahrzeuge ohne verstärktes Fahrwerk		<b>24.5112-0315.3</b> <b>330509</b>	L= 315
			➔	→ 10/01; - ABS; Nutzlast ab [kg] 1.400 Nutzlast bis [kg] 1.800; für Fahrzeuge ohne verstärktes Fahrwerk	1	<b>24.5112-0340.3</b> <b>330511</b>	L= 340
			➔	11/01→ 03/02; - ABS; Nutzlast ab [kg] 1.400 Nutzlast bis [kg] 1.800; für Fahrzeuge mit Trommelbremse an der Hinterachse	1	<b>24.5112-0361.3</b> <b>330649</b>	L= 360 + Halter
			➔	→ 10/01; - ABS; Nutzlast ab [kg] 1.400 Nutzlast bis [kg] 1.800; für Fahrzeuge mit verstärktem Fahrwerk	1	<b>24.5112-0361.3</b> <b>330649</b>	L= 360 + Halter
			➔	11/01→ 03/02; - ABS; Nutzlast ab [kg] 1.400 Nutzlast bis [kg] 1.800; für Fahrzeuge mit Scheibenbremse an der Hinterachse	2	<b>83.6401-0159.3</b> <b>330746</b>	L= 160
			➔	11/01→ 03/02; + ABS; Nutzlast ab [kg] 1.400 Nutzlast bis [kg] 1.800; für Fahrzeuge mit Scheibenbremse an der Hinterachse	2	<b>83.6401-0159.3</b> <b>330746</b>	L= 160
<b>CITROËN - JUMPER Bus (244, Z_) 04/02→</b>							
 <b>Bremssattel</b>							
2.0 2.0 HDi 2.2 HDi 2.8 HDi	81 62 74 94	04/02→ 04/02→ 04/02→ 04/02→	➔	☐; → 03/06; Nutzlast ab [kg] 1.000 Nutzlast bis [kg] 1.800		<b>24.3461-1701.5</b> <b>240449</b>	Ø 46 - Halter
			➔	☐; → 03/06; Nutzlast ab [kg] 1.000 Nutzlast bis [kg] 1.800		<b>24.3461-1702.5</b> <b>240450</b>	Ø 46 - Halter
2.0 bivalent 2.8 HDi Allrad	81 94	02/03→ 04/02→	➔	☐; → 03/06		<b>24.3461-1701.5</b> <b>240449</b>	Ø 46 - Halter
			➔	☐; → 03/06		<b>24.3461-1702.5</b> <b>240450</b>	Ø 46 - Halter
 <b>Bremsschlauch</b>							
2.0 2.0 HDi 2.2 HDi 2.8 HDi ↓	81 62 74 94	04/02→ 04/02→ 04/02→ 04/02→	➔	→ 03/06; Nutzlast ab [kg] 1.000 Nutzlast bis [kg] 1.800	2	<b>24.5112-0470.3</b> <b>331460</b> <b>24.5112-0477.3</b> <b>331299</b>	L= 470 L= 477

	kw					! #		
<b>CITROËN - JUMPER Bus (244, Z_) 04/02→</b>								
 <b>Bremsschlauch</b>								
2.0 2.0 HDi 2.2 HDi 2.8 HDi	81 62 74 94	04/02→ 04/02→ 04/02→ 04/02→	➔	→ 03/06; Nutzlast ab [kg] 1.000 Nutzlast bis [kg] 1.800; - ABS; für Fahrzeuge mit Trommelbremse an der Hinterachse	1	24.5112-0361.3	330649	L= 360 + Halter
			➔	→ 03/06; Nutzlast ab [kg] 1.000 Nutzlast bis [kg] 1.800; + ABS; für Fahrzeuge mit Scheibenbremse an der Hinterachse	2	83.6401-0159.3	330746	L= 160
			➔	→ 03/06; Nutzlast ab [kg] 1.000 Nutzlast bis [kg] 1.800; - ABS; für Fahrzeuge mit Trommelbremse an der Hinterachse	2	83.6401-0159.3	330746	L= 160
2.8 HDi Allrad	94	04/02→	➔	→ 03/06	2	24.5112-0470.3 24.5112-0477.3	331460 331299	L= 470 L= 477
			➔	→ 03/06; - ABS; für Fahrzeuge mit Trommelbremse an der Hinterachse	1	24.5112-0361.3	330649	L= 360 + Halter
			➔	→ 03/06; + ABS; für Fahrzeuge mit Scheibenbremse an der Hinterachse	2	83.6401-0159.3	330746	L= 160
			➔	→ 03/06; - ABS; für Fahrzeuge mit Trommelbremse an der Hinterachse	2	83.6401-0159.3	330746	L= 160
<b>CITROËN - JUMPER Kasten 04/06→</b>								
 <b>Bremsschlauch</b>								
2.0 BlueHDi 110 2.0 BlueHDi 130 2.0 BlueHDi 160 2.0 BlueHDi 160 4x4 2.2 HDi 100 2.2 HDi 110 2.2 HDi 120 2.2 HDi 130 2.2 HDi 150 3.0 HDi 145 3.0 HDi 155 3.0 HDi 160 3.0 HDi 180	81 96 120 120 74 81 88 96 110 107 115 116 130	04/16→ 04/16→ 04/16→ 04/16→ 04/06→ 07/11→ 04/06→ 07/11→ 07/11→ 07/10→ 07/10→ 09/06→ 07/11→	➔	kurzer Radstand	2	24.5112-0492.3	331217	L= 492
			➔	langer Radstand	2	24.5112-0417.3	331298	L= 417
			➔		2	83.7101-9489.3	330906	L= 488,5
<b>CITROËN - JUMPER Kasten (230L) 02/94→04/02</b>								
 <b>Bremssattel</b>								
1.9 D 1.9 D	50 51	07/99→04/02 02/94→04/02	➔	☐; 11/01→ 03/02; Nutzlast [kg]: 1.000		24.3461-1701.5	240449	Ø 46 - Halter
			➔	☐; 11/01→ 03/02; Nutzlast [kg]: 1.000		24.3461-1702.5	240450	Ø 46 - Halter
1.9 TD 1.9 TD	66 68	03/94→04/02 03/94→04/02	➔	☐; 11/01→ 03/02; Nutzlast ab [kg] 1.000 Nutzlast bis [kg] 1.400		24.3461-1701.5	240449	Ø 46 - Halter
			➔	☐; 11/01→ 03/02; Nutzlast ab [kg] 1.000 Nutzlast bis [kg] 1.400		24.3461-1702.5	240450	Ø 46 - Halter
2.0	80	03/94→04/02	➔	☐; 11/01→ 03/02; Nutzlast ab [kg] 1.000 Nutzlast bis [kg] 1.800		24.3461-1701.5	240449	Ø 46 - Halter
			➔	☐; 11/01→ 03/02; Nutzlast ab [kg] 1.000 Nutzlast bis [kg] 1.800		24.3461-1702.5	240450	Ø 46 - Halter
2.0 4x4	80	10/96→01/02	➔	☐; 11/01→; Nutzlast ab [kg] 1.000 Nutzlast bis [kg] 1.800		24.3461-1701.5	240449	Ø 46 - Halter
			➔	☐; 11/01→; Nutzlast ab [kg] 1.000 Nutzlast bis [kg] 1.800		24.3461-1702.5	240450	Ø 46 - Halter
2.0 HDi	62	11/01→04/02	➔	☐; → 03/02; Nutzlast ab [kg] 1.000 Nutzlast bis [kg] 1.800		24.3461-1701.5	240449	Ø 46 - Halter
			➔	☐; → 03/02; Nutzlast ab [kg] 1.000 Nutzlast bis [kg] 1.800		24.3461-1702.5	240450	Ø 46 - Halter
2.5 D 2.5 D 4x4 2.5 TD 2.8 HDi 2.8 HDi 4x4	63 63 76 94 94	03/94→04/02 03/00→04/02 03/94→04/02 09/00→04/02 09/00→04/02	➔	☐; 11/01→ 03/02; Nutzlast ab [kg] 1.400 Nutzlast bis [kg] 1.800		24.3461-1701.5	240449	Ø 46 - Halter
			➔	☐; 11/01→ 03/02; Nutzlast ab [kg] 1.400 Nutzlast bis [kg] 1.800		24.3461-1702.5	240450	Ø 46 - Halter
2.8 D	64	01/99→02/02	➔	☐; S 16194400→; Nutzlast ab [kg] 1.400 Nutzlast bis [kg] 1.800		24.3461-1701.5	240449	Ø 46 - Halter
			➔	☐; S 16194400→; Nutzlast ab [kg] 1.400 Nutzlast bis [kg] 1.800		24.3461-1702.5	240450	Ø 46 - Halter
<b>Zubehörsatz, Bremssattel</b>								
1.9 D 1.9 D	50 51	07/99→04/02 02/94→04/02		→ 10/01; Nutzlast [kg]: 1.000; + ABS		24.0101-4804.2	260050	TRW
↓								

	kw			 	! #		
<b>CITROËN - JUMPER Kasten (230L) 02/94→04/02</b>							
<b>Zubehörsatz, Bremssattel</b>							
1.9 TD	66	03/94→04/02		→ 10/01; Nutzlast ab [kg] 1.000 Nutzlast bis [kg] 1.400; + ABS		24.0101-4804.2 260050	TRW
1.9 TD	68	03/94→04/02					
2.0	80	03/94→04/02					
2.0 4x4	80	10/96→01/02					
2.5 D	63	03/94→04/02		→ 10/01; Nutzlast [kg]: 1.400; + ABS		24.0101-4804.2 260050	TRW
2.5 D 4x4	63	03/00→04/02					
2.8 D	64	01/99→02/02		→ S 16206253; Nutzlast [kg]: 1.400; + ABS		24.0101-4804.2 260050	TRW
<b> Bremsschlauch</b>							
1.9 D	50	07/99→04/02	←	S 15866410→; → 10/01; Nutzlast [kg]: 1.000	2	24.5112-0461.3 330616	L= 460
1.9 D	51	02/94→04/02	←	→ S 15866409; Nutzlast [kg]: 1.000	2	24.5112-0466.3 330579	L= 462
			←	→ S 15866409; Nutzlast [kg]: 1.000	2	24.5112-0465.3 330526	L= 465
			←	→ S 15866409; Nutzlast [kg]: 1.000	2	24.5112-0466.3 330579	L= 462
			←	11/01→ 03/02; Nutzlast [kg]: 1.000	2	24.5112-0470.3 331460	L= 470
			←	11/01→ 03/02; Nutzlast [kg]: 1.000	2	24.5112-0477.3 331299	L= 477
			→	☐; → 10/01; Nutzlast [kg]: 1.000; + ABS; für Fahrzeuge ohne verstärktes Fahrwerk		24.5112-0315.3 330509	L= 315
			→	→ 10/01; Nutzlast [kg]: 1.000; - ABS; für Fahrzeuge ohne verstärktes Fahrwerk	1	24.5112-0340.3 330511	L= 340
			→	11/01→ 03/02; Nutzlast [kg]: 1.000; - ABS; für Fahrzeuge mit Trommelbremse an der Hinterachse	1	24.5112-0361.3 330649	L= 360 + Halter
			→	→ 10/01; Nutzlast [kg]: 1.000; - ABS; für Fahrzeuge mit verstärktem Fahrwerk	1	24.5112-0361.3 330649	L= 360 + Halter
			→	11/01→ 03/02; Nutzlast [kg]: 1.000; + ABS; für Fahrzeuge mit Scheibenbremse an der Hinterachse	2	83.6401-0159.3 330746	L= 160
			→	11/01→ 03/02; Nutzlast [kg]: 1.000; - ABS; für Fahrzeuge mit Scheibenbremse an der Hinterachse	1	83.6401-0159.3 330746	L= 160
1.9 TD	66	03/94→04/02	←	S 15866410→; → 10/01; Nutzlast ab [kg] 1.000 Nutzlast bis [kg] 1.400	2	24.5112-0461.3 330616	L= 460
1.9 TD	68	03/94→04/02	←	→ S 15866409; Nutzlast ab [kg] 1.000 Nutzlast bis [kg] 1.400	2	24.5112-0466.3 330579	L= 462
			←	→ S 15866409; Nutzlast ab [kg] 1.000 Nutzlast bis [kg] 1.400	2	24.5112-0465.3 330526	L= 465
			←	→ S 15866409; Nutzlast ab [kg] 1.000 Nutzlast bis [kg] 1.400	2	24.5112-0466.3 330579	L= 462
			←	11/01→ 03/02; Nutzlast ab [kg] 1.000 Nutzlast bis [kg] 1.400	2	24.5112-0470.3 331460	L= 470
			←	11/01→ 03/02; Nutzlast ab [kg] 1.000 Nutzlast bis [kg] 1.400	2	24.5112-0477.3 331299	L= 477
			→	☐; → 10/01; Nutzlast ab [kg] 1.000 Nutzlast bis [kg] 1.400; + ABS; für Fahrzeuge ohne verstärktes Fahrwerk		24.5112-0315.3 330509	L= 315
			→	→ 10/01; Nutzlast ab [kg] 1.000 Nutzlast bis [kg] 1.400; - ABS; für Fahrzeuge ohne verstärktes Fahrwerk	1	24.5112-0340.3 330511	L= 340
			→	→ 10/01; Nutzlast ab [kg] 1.000 Nutzlast bis [kg] 1.400; - ABS; für Fahrzeuge mit verstärktem Fahrwerk	1	24.5112-0361.3 330649	L= 360 + Halter
			→	11/01→ 03/02; Nutzlast ab [kg] 1.000 Nutzlast bis [kg] 1.400; - ABS; für Fahrzeuge mit Trommelbremse an der Hinterachse	1	24.5112-0361.3 330649	L= 360 + Halter
			→	11/01→ 03/02; Nutzlast ab [kg] 1.000 Nutzlast bis [kg] 1.400; + ABS; für Fahrzeuge mit Scheibenbremse an der Hinterachse	2	83.6401-0159.3 330746	L= 160
			→	11/01→ 03/02; Nutzlast ab [kg] 1.000 Nutzlast bis [kg] 1.400; - ABS; für Fahrzeuge mit Scheibenbremse an der Hinterachse	1	83.6401-0159.3 330746	L= 160
2.0	80	03/94→04/02	←	S 15866410→; → 10/01; Nutzlast ab [kg] 1.000 Nutzlast bis [kg] 1.800	2	24.5112-0461.3 330616	L= 460
			←	→ S 15866409; Nutzlast ab [kg] 1.000 Nutzlast bis [kg] 1.800	2	24.5112-0466.3 330579	L= 462
			←	→ S 15866409; Nutzlast ab [kg] 1.000 Nutzlast bis [kg] 1.800	2	24.5112-0465.3 330526	L= 465
			←	→ S 15866409; Nutzlast ab [kg] 1.000 Nutzlast bis [kg] 1.800	2	24.5112-0466.3 330579	L= 462
			←	11/01→ 03/02; Nutzlast ab [kg] 1.000 Nutzlast bis [kg] 1.800	2	24.5112-0470.3 331460	L= 470
			←	11/01→ 03/02; Nutzlast ab [kg] 1.000 Nutzlast bis [kg] 1.800	2	24.5112-0477.3 331299	L= 477
			→	☐; → 10/01; Nutzlast ab [kg] 1.000 Nutzlast bis [kg] 1.800; + ABS; für Fahrzeuge ohne verstärktes Fahrwerk		24.5112-0315.3 330509	L= 315
			→	→ 10/01; Nutzlast ab [kg] 1.000 Nutzlast bis [kg] 1.800; - ABS; für Fahrzeuge ohne verstärktes Fahrwerk	1	24.5112-0340.3 330511	L= 340

	kw			 	! #					
<b>CITROËN - JUMPER Kasten (230L) 02/94→04/02</b>										
 <b>Bremsschlauch</b>										
2.0	80	03/94→04/02	➔	11/01→ 03/02; Nutzlast ab [kg] 1.000 Nutzlast bis [kg] 1.800; - ABS; für Fahrzeuge mit Trommelbremse an der Hinterachse	1	<b>24.5112-0361.3</b>	<b>330649</b>	L= 360 + Halter		
			➔	→ 10/01; Nutzlast ab [kg] 1.000 Nutzlast bis [kg] 1.800; - ABS; für Fahrzeuge mit verstärktem Fahrwerk	1	<b>24.5112-0361.3</b>	<b>330649</b>	L= 360 + Halter		
			➔	11/01→ 03/02; Nutzlast ab [kg] 1.000 Nutzlast bis [kg] 1.800; - ABS; für Fahrzeuge mit Scheibenbremse an der Hinterachse	1	<b>83.6401-0159.3</b>	<b>330746</b>	L= 160		
			➔	11/01→ 03/02; Nutzlast ab [kg] 1.000 Nutzlast bis [kg] 1.800; + ABS; für Fahrzeuge mit Scheibenbremse an der Hinterachse	2	<b>83.6401-0159.3</b>	<b>330746</b>	L= 160		
2.0 4x4	80	10/96→01/02	←	S 15866410→; → 10/01; Nutzlast ab [kg] 1.000 Nutzlast bis [kg] 1.800	2	<b>24.5112-0461.3</b>	<b>330616</b>	L= 460		
						<b>24.5112-0466.3</b>	<b>330579</b>	L= 462		
			←	→ S 15866409; Nutzlast ab [kg] 1.000 Nutzlast bis [kg] 1.800	2	<b>24.5112-0465.3</b>	<b>330526</b>	L= 465		
						<b>24.5112-0466.3</b>	<b>330579</b>	L= 462		
			←	11/01→; Nutzlast ab [kg] 1.000 Nutzlast bis [kg] 1.800	2	<b>24.5112-0470.3</b>	<b>331460</b>	L= 470		
						<b>24.5112-0477.3</b>	<b>331299</b>	L= 477		
			➔	☐; → 10/01; Nutzlast ab [kg] 1.000 Nutzlast bis [kg] 1.800; + ABS; für Fahrzeuge ohne verstärktes Fahrwerk		<b>24.5112-0315.3</b>	<b>330509</b>	L= 315		
			➔	→ 10/01; Nutzlast ab [kg] 1.000 Nutzlast bis [kg] 1.800; - ABS; für Fahrzeuge ohne verstärktes Fahrwerk	1	<b>24.5112-0340.3</b>	<b>330511</b>	L= 340		
			➔	11/01→; Nutzlast ab [kg] 1.000 Nutzlast bis [kg] 1.800; - ABS; für Fahrzeuge mit Trommelbremse an der Hinterachse	1	<b>24.5112-0361.3</b>	<b>330649</b>	L= 360 + Halter		
			➔	→ 10/01; Nutzlast ab [kg] 1.000 Nutzlast bis [kg] 1.800; - ABS; für Fahrzeuge mit verstärktem Fahrwerk	1	<b>24.5112-0361.3</b>	<b>330649</b>	L= 360 + Halter		
2.0 HDI	62	11/01→04/02	←	→ 03/02; Nutzlast ab [kg] 1.000 Nutzlast bis [kg] 1.800	2	<b>24.5112-0470.3</b>	<b>331460</b>	L= 470		
						<b>24.5112-0477.3</b>	<b>331299</b>	L= 477		
			➔	→ 03/02; Nutzlast ab [kg] 1.000 Nutzlast bis [kg] 1.800; - ABS; für Fahrzeuge mit Trommelbremse an der Hinterachse	1	<b>24.5112-0361.3</b>	<b>330649</b>	L= 360 + Halter		
			➔	→ 03/02; Nutzlast ab [kg] 1.000 Nutzlast bis [kg] 1.800; + ABS; für Fahrzeuge mit Scheibenbremse an der Hinterachse	2	<b>83.6401-0159.3</b>	<b>330746</b>	L= 160		
			➔	→ 03/02; Nutzlast ab [kg] 1.000 Nutzlast bis [kg] 1.800; - ABS; für Fahrzeuge mit Scheibenbremse an der Hinterachse	1	<b>83.6401-0159.3</b>	<b>330746</b>	L= 160		
			2.5 D 2.5 D 4x4 2.5 TD	03/94→04/02	←	S 15866410→; → 10/01; Nutzlast ab [kg] 1.400 Nutzlast bis [kg] 1.800	2	<b>24.5112-0461.3</b>	<b>330616</b>	L= 460
								<b>24.5112-0466.3</b>	<b>330579</b>	L= 462
					←	→ S 15866409; Nutzlast ab [kg] 1.400 Nutzlast bis [kg] 1.800	2	<b>24.5112-0465.3</b>	<b>330526</b>	L= 465
					<b>24.5112-0466.3</b>	<b>330579</b>	L= 462			
←	11/01→ 03/02; Nutzlast ab [kg] 1.400 Nutzlast bis [kg] 1.800	2			<b>24.5112-0470.3</b>	<b>331460</b>	L= 470			
					<b>24.5112-0477.3</b>	<b>331299</b>	L= 477			
➔	☐; → 10/01; Nutzlast ab [kg] 1.400 Nutzlast bis [kg] 1.800; + ABS; für Fahrzeuge ohne verstärktes Fahrwerk				<b>24.5112-0315.3</b>	<b>330509</b>	L= 315			
➔	→ 10/01; Nutzlast ab [kg] 1.400 Nutzlast bis [kg] 1.800; - ABS; für Fahrzeuge ohne verstärktes Fahrwerk	1			<b>24.5112-0340.3</b>	<b>330511</b>	L= 340			
➔	→ 10/01; Nutzlast ab [kg] 1.400 Nutzlast bis [kg] 1.800; - ABS; für Fahrzeuge mit verstärktem Fahrwerk	1			<b>24.5112-0361.3</b>	<b>330649</b>	L= 360 + Halter			
➔	11/01→ 03/02; Nutzlast ab [kg] 1.400 Nutzlast bis [kg] 1.800; - ABS; für Fahrzeuge mit Trommelbremse an der Hinterachse	1			<b>24.5112-0361.3</b>	<b>330649</b>	L= 360 + Halter			



	kw			 	! #		
<b>CITROËN - JUMPER Kasten (230L) 02/94→04/02</b>							
<b>Bremsschlauch</b>							
2.5 D 2.5 D 4x4 2.5 TD	63	03/94→04/02	➔	11/01→ 03/02; Nutzlast ab [kg] 1.400 Nutzlast bis [kg] 1.800; + ABS; für Fahrzeuge mit Scheibenbremse an der Hinterachse	2	<b>83.6401-0159.3</b> <b>330746</b>	L= 160
	63 76	03/00→04/02 03/94→04/02	➔	11/01→ 03/02; Nutzlast ab [kg] 1.400 Nutzlast bis [kg] 1.800; - ABS; für Fahrzeuge mit Scheibenbremse an der Hinterachse	1	<b>83.6401-0159.3</b> <b>330746</b>	L= 160
2.5 TDi 2.5 TDi 4x4	79 79	12/96→11/00 03/00→11/00	←	S 15866410→; Nutzlast ab [kg] 1.400 Nutzlast bis [kg] 1.800	2	<b>24.5112-0461.3</b> <b>330616</b> <b>24.5112-0466.3</b> <b>330579</b>	L= 460 L= 462
			←	→ S 15866409; Nutzlast ab [kg] 1.400 Nutzlast bis [kg] 1.800	2	<b>24.5112-0465.3</b> <b>330526</b> <b>24.5112-0466.3</b> <b>330579</b>	L= 465 L= 462
			➔	☐; Nutzlast ab [kg] 1.400 Nutzlast bis [kg] 1.800; + ABS; für Fahrzeuge ohne verstärktes Fahrwerk		<b>24.5112-0315.3</b> <b>330509</b>	L= 315
			➔	Nutzlast ab [kg] 1.400 Nutzlast bis [kg] 1.800; - ABS; für Fahrzeuge ohne verstärktes Fahrwerk	1	<b>24.5112-0340.3</b> <b>330511</b>	L= 340
			➔	Nutzlast ab [kg] 1.400 Nutzlast bis [kg] 1.800; - ABS; für Fahrzeuge mit verstärktem Fahrwerk	1	<b>24.5112-0361.3</b> <b>330649</b>	L= 360 + Halter
			2.8 D	64	01/99→02/02	←	S 15866410→ S 16206244; Nutzlast ab [kg] 1.400 Nutzlast bis [kg] 1.800
←	→ S 15866409; Nutzlast ab [kg] 1.400 Nutzlast bis [kg] 1.800	2				<b>24.5112-0465.3</b> <b>330526</b> <b>24.5112-0466.3</b> <b>330579</b>	L= 465 L= 462
←	S 16205353→; Nutzlast ab [kg] 1.400 Nutzlast bis [kg] 1.800	2				<b>24.5112-0470.3</b> <b>331460</b> <b>24.5112-0477.3</b> <b>331299</b>	L= 470 L= 477
➔	☐; → S 16206253; Nutzlast ab [kg] 1.400 Nutzlast bis [kg] 1.800; + ABS; für Fahrzeuge ohne verstärktes Fahrwerk					<b>24.5112-0315.3</b> <b>330509</b>	L= 315
➔	→ S 16206244; Nutzlast ab [kg] 1.400 Nutzlast bis [kg] 1.800; - ABS; für Fahrzeuge ohne verstärktes Fahrwerk	1				<b>24.5112-0340.3</b> <b>330511</b>	L= 340
➔	S 16205353→; Nutzlast ab [kg] 1.400 Nutzlast bis [kg] 1.800; - ABS; für Fahrzeuge mit Trommelbremse an der Hinterachse	1				<b>24.5112-0361.3</b> <b>330649</b>	L= 360 + Halter
➔	→ S 16206244; Nutzlast ab [kg] 1.400 Nutzlast bis [kg] 1.800; - ABS; für Fahrzeuge mit verstärktem Fahrwerk	1				<b>24.5112-0361.3</b> <b>330649</b>	L= 360 + Halter
➔	S 16194400→; Nutzlast ab [kg] 1.400 Nutzlast bis [kg] 1.800; + ABS; für Fahrzeuge mit Scheibenbremse an der Hinterachse	2				<b>83.6401-0159.3</b> <b>330746</b>	L= 160
➔	S 16205353→; Nutzlast ab [kg] 1.400 Nutzlast bis [kg] 1.800; - ABS; für Fahrzeuge mit Scheibenbremse an der Hinterachse	1				<b>83.6401-0159.3</b> <b>330746</b>	L= 160
2.8 HDi 2.8 HDi 4x4	94 94	09/00→04/02 09/00→04/02				←	→ 10/01; Nutzlast ab [kg] 1.400 Nutzlast bis [kg] 1.800
			←	11/01→ 03/02; Nutzlast ab [kg] 1.400 Nutzlast bis [kg] 1.800	2	<b>24.5112-0470.3</b> <b>331460</b> <b>24.5112-0477.3</b> <b>331299</b>	L= 470 L= 477
			➔	☐; → 10/01; Nutzlast ab [kg] 1.400 Nutz- last bis [kg] 1.800; + ABS; für Fahrzeuge ohne verstärktes Fahrwerk		<b>24.5112-0315.3</b> <b>330509</b>	L= 315
			➔	→ 10/01; Nutzlast ab [kg] 1.400 Nutzlast bis [kg] 1.800; - ABS; für Fahrzeuge ohne verstärktes Fahrwerk	1	<b>24.5112-0340.3</b> <b>330511</b>	L= 340
			➔	11/01→ 03/02; Nutzlast ab [kg] 1.400 Nutzlast bis [kg] 1.800; - ABS; für Fahrzeuge mit Trommelbremse an der Hinterachse	1	<b>24.5112-0361.3</b> <b>330649</b>	L= 360 + Halter
			➔	→ 10/01; Nutzlast ab [kg] 1.400 Nutzlast bis [kg] 1.800; - ABS; für Fahrzeuge mit verstärktem Fahrwerk	1	<b>24.5112-0361.3</b> <b>330649</b>	L= 360 + Halter
			➔	11/01→ 03/02; Nutzlast ab [kg] 1.400 Nutzlast bis [kg] 1.800; + ABS; für Fahrzeuge mit Scheibenbremse an der Hinterachse	2	<b>83.6401-0159.3</b> <b>330746</b>	L= 160
			➔	11/01→ 03/02; Nutzlast ab [kg] 1.400 Nutzlast bis [kg] 1.800; - ABS; für Fahrzeuge mit Scheibenbremse an der Hinterachse	1	<b>83.6401-0159.3</b> <b>330746</b>	L= 160



**CITROËN - JUMPER Kasten (244) 04/02→**

**Bremssattel**

2.0	81	04/02→	➡	☐; → 03/06; Nutzlast ab [kg] 1.000 Nutzlast bis [kg] 1.800	24.3461-1701.5	240449	∅ 46 - Halter
2.0 HDi	62	04/02→					
2.2 HDi	74	04/02→	➡	☐; → 03/06; Nutzlast ab [kg] 1.000 Nutzlast bis [kg] 1.800	24.3461-1702.5	240450	∅ 46 - Halter
2.8 HDi	94	04/02→					
2.8 HDi	107	05/04→					
2.0 bivalent	81	02/03→	➡	☐; → 03/06	24.3461-1701.5	240449	∅ 46 - Halter
2.8 HDi 4x4	94	04/02→	➡	☐; → 03/06; Nutzlast ab [kg] 1.000 Nutzlast bis [kg] 1.800	24.3461-1701.5	240449	∅ 46 - Halter
			➡	☐; → 03/06; Nutzlast ab [kg] 1.000 Nutzlast bis [kg] 1.800	24.3461-1702.5	240450	∅ 46 - Halter
			➡	☐; → 03/06	24.3461-1702.5	240450	∅ 46 - Halter

**Bremsschlauch**

2.0	81	04/02→	←	→ 03/06; Nutzlast ab [kg] 1.000 Nutzlast bis [kg] 1.800	2	24.5112-0470.3	331460	L= 470
2.0 bivalent	81	02/03→				24.5112-0477.3	331299	L= 477
2.0 HDi	62	04/02→						
2.2 HDi	74	04/02→	➡	→ 03/06; Nutzlast ab [kg] 1.000 Nutzlast bis [kg] 1.800; - ABS; für Fahrzeuge mit Trommelbremse an der Hinterachse	1	24.5112-0361.3	330649	L= 360 + Halter
2.8 HDi	94	04/02→						
2.8 HDi	107	05/04→	➡	→ 03/06; Nutzlast ab [kg] 1.000 Nutzlast bis [kg] 1.800; + ABS; für Fahrzeuge mit Scheibenbremse an der Hinterachse	2	83.6401-0159.3	330746	L= 160
			➡	→ 03/06; Nutzlast ab [kg] 1.000 Nutzlast bis [kg] 1.800; - ABS; für Fahrzeuge mit Trommelbremse an der Hinterachse	2	83.6401-0159.3	330746	L= 160
2.8 HDi 4x4	94	04/02→	←	→ 03/06; Nutzlast ab [kg] 1.000 Nutzlast bis [kg] 1.800	2	24.5112-0470.3	331460	L= 470
						24.5112-0477.3	331299	L= 477
			←	→ 03/06	2	24.5112-0470.3	331460	L= 470
						24.5112-0477.3	331299	L= 477
			➡	→ 03/06; - ABS; für Fahrzeuge mit Trommelbremse an der Hinterachse	1	24.5112-0361.3	330649	L= 360 + Halter
			➡	→ 03/06; Nutzlast ab [kg] 1.000 Nutzlast bis [kg] 1.800; - ABS; für Fahrzeuge mit Trommelbremse an der Hinterachse	1	24.5112-0361.3	330649	L= 360 + Halter
			➡	→ 03/06; Nutzlast ab [kg] 1.000 Nutzlast bis [kg] 1.800; + ABS; für Fahrzeuge mit Scheibenbremse an der Hinterachse	2	83.6401-0159.3	330746	L= 160
			➡	→ 03/06; Nutzlast ab [kg] 1.000 Nutzlast bis [kg] 1.800; - ABS; für Fahrzeuge mit Trommelbremse an der Hinterachse	2	83.6401-0159.3	330746	L= 160
			➡	→ 03/06; - ABS; für Fahrzeuge mit Trommelbremse an der Hinterachse	2	83.6401-0159.3	330746	L= 160
			➡	→ 03/06; + ABS; für Fahrzeuge mit Scheibenbremse an der Hinterachse	2	83.6401-0159.3	330746	L= 160

**CITROËN - JUMPER Pritsche/Fahrgestell 04/06→**










**Bremsschlauch**








2.0 BlueHDi 110	81	04/16→	←		2	24.5112-0492.3	331217	L= 492
2.0 BlueHDi 130	96	04/16→						
2.0 BlueHDi 130 4x4	96	04/16→	➡	kurzer Radstand	2	24.5112-0417.3	331298	L= 417
2.0 BlueHDi 160	120	04/16→	➡	langer Radstand	2	83.7101-9489.3	330906	L= 488,5
2.0 BlueHDi 160 4x4	120	04/16→						
2.2 HDi 100	74	04/06→						
2.2 HDi 110	81	07/11→						
2.2 HDi 120	88	04/06→						
2.2 HDi 130	96	07/11→						
2.2 HDi 150	110	07/11→						
3.0 HDi 145	107	07/10→						
3.0 HDi 160	116	09/06→						
3.0 HDi 180	130	07/11→						

**CITROËN - JUMPER Pritsche/Fahrgestell (230) 03/94→04/02**











**Bremssattel**












1.9 TD	66	03/94→04/02	➡	☐; 11/01→ 03/02; Nutzlast ab [kg] 1.000 Nutzlast bis [kg] 1.400	24.3461-1701.5	240449	∅ 46 - Halter
1.9 TD	68	03/94→04/02					
↓							

	kw			 	! #		
<b>CITROËN - JUMPER Pritsche/Fahrgestell (230) 03/94→04/02</b>							
 <b>Bremssattel</b>							
1.9 TD	66	03/94→04/02	➡	☐; 11/01→ 03/02; Nutzlast ab [kg] 1.000 Nutzlast bis [kg] 1.400		24.3461-1702.5 240450	Ø 46 - Halter
1.9 TD	68	03/94→04/02	➡	☐; 11/01→ 03/02; Nutzlast ab [kg] 1.000 Nutzlast bis [kg] 1.800		24.3461-1701.5 240449	Ø 46 - Halter
2.0	80	03/94→04/02	➡	☐; 11/01→ 03/02; Nutzlast ab [kg] 1.000 Nutzlast bis [kg] 1.800		24.3461-1702.5 240450	Ø 46 - Halter
2.5 D	63	03/94→04/02	➡	☐; 11/01→ 03/02; Nutzlast ab [kg] 1.400 Nutzlast bis [kg] 1.800		24.3461-1701.5 240449	Ø 46 - Halter
2.5 D 4x4	63	03/00→04/02	➡	☐; 11/01→ 03/02; Nutzlast ab [kg] 1.400 Nutzlast bis [kg] 1.800		24.3461-1702.5 240450	Ø 46 - Halter
2.5 TD	76	03/94→04/02	➡	☐; 11/01→ 03/02; Nutzlast ab [kg] 1.400 Nutzlast bis [kg] 1.800		24.3461-1702.5 240450	Ø 46 - Halter
2.5 TDi	79	12/96→04/02	➡	☐; 11/01→ 03/02; Nutzlast ab [kg] 1.400 Nutzlast bis [kg] 1.800		24.3461-1702.5 240450	Ø 46 - Halter
2.5 TDi 4x4	79	03/00→04/02	➡	☐; 11/01→ 03/02; Nutzlast ab [kg] 1.400 Nutzlast bis [kg] 1.800		24.3461-1702.5 240450	Ø 46 - Halter
2.8 HDi	94	09/00→04/02	➡	☐; 11/01→ 03/02; Nutzlast ab [kg] 1.400 Nutzlast bis [kg] 1.800		24.3461-1702.5 240450	Ø 46 - Halter
2.8 D	64	01/99→02/02	➡	☐; S 16194400→; Nutzlast ab [kg] 1.400 Nutzlast bis [kg] 1.800		24.3461-1701.5 240449	Ø 46 - Halter
			➡	☐; S 16194400→; Nutzlast ab [kg] 1.400 Nutzlast bis [kg] 1.800		24.3461-1702.5 240450	Ø 46 - Halter
<b>Zubehörsatz, Bremssattel</b>							
1.9 TD	66	03/94→04/02		→ 10/01; Nutzlast ab [kg] 1.000 Nutzlast bis [kg] 1.400; + ABS		24.0101-4804.2 260050	TRW
1.9 TD	68	03/94→04/02		→ 10/01; Nutzlast ab [kg] 1.000 Nutzlast bis [kg] 1.400; + ABS		24.0101-4804.2 260050	TRW
2.0	80	03/94→04/02		→ 10/01; Nutzlast ab [kg] 1.000 Nutzlast bis [kg] 1.400; + ABS		24.0101-4804.2 260050	TRW
2.5 D	63	03/94→04/02		→ 10/01; Nutzlast ab [kg] 1.000 Nutzlast bis [kg] 1.400; + ABS		24.0101-4804.2 260050	TRW
2.5 D 4x4	63	03/00→04/02		→ 10/01; Nutzlast ab [kg] 1.000 Nutzlast bis [kg] 1.400; + ABS		24.0101-4804.2 260050	TRW
2.8 D	64	01/99→02/02		→ S 16206253; Nutzlast [kg]: 1.400; + ABS		24.0101-4804.2 260050	TRW
 <b>Bremsschlauch</b>							
1.9 TD	66	03/94→04/02	←	S 15866410→; → 10/01; Nutzlast ab [kg] 1.000 Nutzlast bis [kg] 1.400	2	24.5112-0461.3 330616	L= 460
1.9 TD	68	03/94→04/02	←	S 15866410→; → 10/01; Nutzlast ab [kg] 1.000 Nutzlast bis [kg] 1.400	2	24.5112-0466.3 330579	L= 462
			←	→ S 15866409; Nutzlast ab [kg] 1.000 Nutzlast bis [kg] 1.400	2	24.5112-0465.3 330526	L= 465
			←	→ S 15866409; Nutzlast ab [kg] 1.000 Nutzlast bis [kg] 1.400	2	24.5112-0466.3 330579	L= 462
			←	11/01→ 03/02; Nutzlast ab [kg] 1.000 Nutzlast bis [kg] 1.400	2	24.5112-0470.3 331460	L= 470
			←	11/01→ 03/02; Nutzlast ab [kg] 1.000 Nutzlast bis [kg] 1.400	2	24.5112-0477.3 331299	L= 477
			➡	☐; → 10/01; Nutzlast ab [kg] 1.000 Nutzlast bis [kg] 1.400; + ABS; für Fahrzeuge ohne verstärktes Fahrwerk		24.5112-0315.3 330509	L= 315
			➡	11/01→ 03/02; Nutzlast ab [kg] 1.000 Nutzlast bis [kg] 1.400; - ABS; für Fahrzeuge mit Trommelbremse an der Hinterachse	1	24.5112-0340.3 330511	L= 340
			➡	→ 10/01; Nutzlast ab [kg] 1.000 Nutzlast bis [kg] 1.400; - ABS; für Fahrzeuge ohne verstärktes Fahrwerk	1	24.5112-0340.3 330511	L= 340
			➡	→ 10/01; Nutzlast ab [kg] 1.000 Nutzlast bis [kg] 1.400; - ABS; für Fahrzeuge mit verstärktem Fahrwerk	1	24.5112-0361.3 330649	L= 360 + Halter
			➡	11/01→ 03/02; Nutzlast ab [kg] 1.000 Nutzlast bis [kg] 1.400; + ABS; für Fahrzeuge mit Scheibenbremse an der Hinterachse	2	83.6401-0159.3 330746	L= 160
			➡	11/01→ 03/02; Nutzlast ab [kg] 1.000 Nutzlast bis [kg] 1.400; - ABS; für Fahrzeuge mit Scheibenbremse an der Hinterachse	2	83.6401-0159.3 330746	L= 160
2.0	80	03/94→04/02	←	S 15866410→; → 10/01; Nutzlast ab [kg] 1.000 Nutzlast bis [kg] 1.800	2	24.5112-0461.3 330616	L= 460
			←	S 15866410→; → 10/01; Nutzlast ab [kg] 1.000 Nutzlast bis [kg] 1.800	2	24.5112-0466.3 330579	L= 462
			←	→ S 15866409; Nutzlast ab [kg] 1.000 Nutzlast bis [kg] 1.800	2	24.5112-0465.3 330526	L= 465
			←	→ S 15866409; Nutzlast ab [kg] 1.000 Nutzlast bis [kg] 1.800	2	24.5112-0466.3 330579	L= 462
			←	11/01→ 03/02; Nutzlast ab [kg] 1.000 Nutzlast bis [kg] 1.800	2	24.5112-0470.3 331460	L= 470
			←	11/01→ 03/02; Nutzlast ab [kg] 1.000 Nutzlast bis [kg] 1.800	2	24.5112-0477.3 331299	L= 477
			➡	☐; → 10/01; Nutzlast ab [kg] 1.000 Nutzlast bis [kg] 1.800; + ABS; für Fahrzeuge ohne verstärktes Fahrwerk		24.5112-0315.3 330509	L= 315
			➡	→ 10/01; Nutzlast ab [kg] 1.000 Nutzlast bis [kg] 1.800; - ABS; für Fahrzeuge ohne verstärktes Fahrwerk	1	24.5112-0340.3 330511	L= 340
			➡	11/01→ 03/02; Nutzlast ab [kg] 1.000 Nutzlast bis [kg] 1.800; - ABS; für Fahrzeuge mit Trommelbremse an der Hinterachse	1	24.5112-0340.3 330511	L= 340
			➡	→ 10/01; Nutzlast ab [kg] 1.000 Nutzlast bis [kg] 1.800; - ABS; für Fahrzeuge mit verstärktem Fahrwerk	1	24.5112-0361.3 330649	L= 360 + Halter

	kw			 	! #			
<b>CITROËN - JUMPER Pritsche/Fahrgestell (230) 03/94 → 04/02</b>								
<b>Bremsschlauch</b>								
2.0	80	03/94 → 04/02	➔	11/01 → 03/02; Nutzlast ab [kg] 1.000 Nutzlast bis [kg] 1.800; - ABS; für Fahrzeuge mit Scheibenbremse an der Hinterachse	2	<b>83.6401-0159.3</b>	<b>330746</b>	L= 160
			➔	11/01 → 03/02; Nutzlast ab [kg] 1.000 Nutzlast bis [kg] 1.800; + ABS; für Fahrzeuge mit Scheibenbremse an der Hinterachse	2	<b>83.6401-0159.3</b>	<b>330746</b>	L= 160
2.5 D 2.5 D 4x4 2.5 TD 2.5 TDi 2.5 TDi 4x4	63 63 76 79 79	03/94 → 04/02 03/00 → 04/02 03/94 → 04/02 12/96 → 04/02 03/00 → 04/02	←	S 15866410 →; → 10/01; Nutzlast ab [kg] 1.400 Nutzlast bis [kg] 1.800	2	<b>24.5112-0461.3</b>	<b>330616</b>	L= 460
						<b>24.5112-0466.3</b>	<b>330579</b>	L= 462
			←	→ S 15866409; Nutzlast ab [kg] 1.400 Nutzlast bis [kg] 1.800	2	<b>24.5112-0465.3</b>	<b>330526</b>	L= 465
						<b>24.5112-0466.3</b>	<b>330579</b>	L= 462
			←	11/01 → 03/02; Nutzlast ab [kg] 1.400 Nutzlast bis [kg] 1.800	2	<b>24.5112-0470.3</b>	<b>331460</b>	L= 470
						<b>24.5112-0477.3</b>	<b>331299</b>	L= 477
			➔	☐; → 10/01; Nutzlast ab [kg] 1.400 Nutz- last bis [kg] 1.800; + ABS; für Fahrzeuge ohne verstärktes Fahrwerk		<b>24.5112-0315.3</b>	<b>330509</b>	L= 315
			➔	→ 10/01; Nutzlast ab [kg] 1.400 Nutzlast bis [kg] 1.800; - ABS; für Fahrzeuge ohne verstärktes Fahrwerk	1	<b>24.5112-0340.3</b>	<b>330511</b>	L= 340
			➔	11/01 → 03/02; Nutzlast ab [kg] 1.400 Nutzlast bis [kg] 1.800; - ABS; für Fahrzeuge mit Trommelbremse an der Hinterachse	1	<b>24.5112-0340.3</b>	<b>330511</b>	L= 340
			➔	→ 10/01; Nutzlast ab [kg] 1.400 Nutzlast bis [kg] 1.800; - ABS; für Fahrzeuge mit verstärktem Fahrwerk	1	<b>24.5112-0361.3</b>	<b>330649</b>	L= 360 + Halter
2.8 D	64	01/99 → 02/02	←	S 15866410 →; Nutzlast ab [kg] 1.400 Nutzlast bis [kg] 1.800	2	<b>24.5112-0461.3</b>	<b>330616</b>	L= 460
						<b>24.5112-0466.3</b>	<b>330579</b>	L= 462
			←	→ S 15866409; Nutzlast ab [kg] 1.400 Nutzlast bis [kg] 1.800	2	<b>24.5112-0465.3</b>	<b>330526</b>	L= 465
						<b>24.5112-0466.3</b>	<b>330579</b>	L= 462
			←	S 16205353 →; Nutzlast ab [kg] 1.400 Nutzlast bis [kg] 1.800	2	<b>24.5112-0470.3</b>	<b>331460</b>	L= 470
						<b>24.5112-0477.3</b>	<b>331299</b>	L= 477
			➔	☐; → S 16206253; Nutzlast ab [kg] 1.400 Nutzlast bis [kg] 1.800; + ABS; für Fahrzeuge ohne verstärktes Fahrwerk		<b>24.5112-0315.3</b>	<b>330509</b>	L= 315
			➔	S 16205353 →; Nutzlast ab [kg] 1.400 Nutzlast bis [kg] 1.800; - ABS; für Fahrzeuge mit Trommelbremse an der Hinterachse	1	<b>24.5112-0340.3</b>	<b>330511</b>	L= 340
			➔	→ S 16206244; Nutzlast ab [kg] 1.400 Nutzlast bis [kg] 1.800; - ABS; für Fahrzeuge ohne verstärktes Fahrwerk	1	<b>24.5112-0340.3</b>	<b>330511</b>	L= 340
			➔	→ S 16206244; Nutzlast ab [kg] 1.400 Nutzlast bis [kg] 1.800; - ABS; für Fahrzeuge mit verstärktem Fahrwerk	1	<b>24.5112-0361.3</b>	<b>330649</b>	L= 360 + Halter
2.8 HDi	94	09/00 → 04/02	←	→ 10/01; Nutzlast ab [kg] 1.400 Nutzlast bis [kg] 1.800	2	<b>24.5112-0461.3</b>	<b>330616</b>	L= 460
						<b>24.5112-0466.3</b>	<b>330579</b>	L= 462
			←	11/01 → 03/02; Nutzlast ab [kg] 1.400 Nutzlast bis [kg] 1.800	2	<b>24.5112-0470.3</b>	<b>331460</b>	L= 470
						<b>24.5112-0477.3</b>	<b>331299</b>	L= 477
			➔	☐; → 10/01; Nutzlast ab [kg] 1.400 Nutz- last bis [kg] 1.800; + ABS; für Fahrzeuge ohne verstärktes Fahrwerk		<b>24.5112-0315.3</b>	<b>330509</b>	L= 315
			➔	11/01 → 03/02; Nutzlast ab [kg] 1.400 Nutzlast bis [kg] 1.800; - ABS; für Fahrzeuge mit Trommelbremse an der Hinterachse	1	<b>24.5112-0340.3</b>	<b>330511</b>	L= 340



	kw			 	! #			
<b>CITROËN - JUMPER Pritsche/Fahrgestell (230) 03/94 → 04/02</b>								
 <b>Bremsschlauch</b>								
2.8 HDi	94	09/00 → 04/02	➔	→ 10/01; Nutzlast ab [kg] 1.400 Nutzlast bis [kg] 1.800; - ABS; für Fahrzeuge ohne verstärktes Fahrwerk	1	24.5112-0340.3	330511	L= 340
			➔	→ 10/01; Nutzlast ab [kg] 1.400 Nutzlast bis [kg] 1.800; - ABS; für Fahrzeuge mit verstärktem Fahrwerk	1	24.5112-0361.3	330649	L= 360 + Halter
			➔	11/01 → 03/02; Nutzlast ab [kg] 1.400 Nutzlast bis [kg] 1.800; - ABS; für Fahrzeuge mit Scheibenbremse an der Hinterachse	2	83.6401-0159.3	330746	L= 160
			➔	11/01 → 03/02; Nutzlast ab [kg] 1.400 Nutzlast bis [kg] 1.800; + ABS; für Fahrzeuge mit Scheibenbremse an der Hinterachse	2	83.6401-0159.3	330746	L= 160
<b>CITROËN - JUMPER Pritsche/Fahrgestell (244) 02/02 →</b>								
 <b>Bremssattel</b>								
2.0 HDi	62	04/02 →	➔	☐; → 03/06; Nutzlast ab [kg] 1.000 Nutzlast bis [kg] 1.800		24.3461-1701.5	240449	Ø 46 - Halter
2.2 HDi	74	04/02 →						
2.8 HDi	94	04/02 →	➔	☐; → 03/06; Nutzlast ab [kg] 1.000 Nutzlast bis [kg] 1.800		24.3461-1702.5	240450	Ø 46 - Halter
2.8 HDi	107	05/04 →						
2.2 HDi	74	02/02 → 06/06	➔	☐; 04/02 → 03/06; Nutzlast ab [kg] 1.000 Nutzlast bis [kg] 1.800		24.3461-1701.5	240449	Ø 46 - Halter
			➔	☐; 04/02 → 03/06; Nutzlast ab [kg] 1.000 Nutzlast bis [kg] 1.800		24.3461-1702.5	240450	Ø 46 - Halter
2.8 HDi 4x4	94	02/02 → 06/06	➔	☐; 04/02 → 03/06		24.3461-1701.5	240449	Ø 46 - Halter
			➔	☐; 04/02 → 03/06		24.3461-1702.5	240450	Ø 46 - Halter
 <b>Bremsschlauch</b>								
2.0 HDi	62	04/02 →	➔	→ 03/06; Nutzlast ab [kg] 1.000 Nutzlast bis [kg] 1.800	2	24.5112-0470.3	331460	L= 470
2.2 HDi	74	04/02 →				24.5112-0477.3	331299	L= 477
2.8 HDi	94	04/02 →	➔	→ 03/06; Nutzlast ab [kg] 1.000 Nutzlast bis [kg] 1.800; - ABS; für Fahrzeuge mit Trommelbremse an der Hinterachse	1	24.5112-0361.3	330649	L= 360 + Halter
2.8 HDi	107	05/04 →						
			➔	→ 03/06; Nutzlast ab [kg] 1.000 Nutzlast bis [kg] 1.800; + ABS; für Fahrzeuge mit Scheibenbremse an der Hinterachse	2	83.6401-0159.3	330746	L= 160
			➔	→ 03/06; Nutzlast ab [kg] 1.000 Nutzlast bis [kg] 1.800; - ABS; für Fahrzeuge mit Trommelbremse an der Hinterachse	2	83.6401-0159.3	330746	L= 160
			➔	04/02 → 03/06; Nutzlast ab [kg] 1.000 Nutzlast bis [kg] 1.800	2	24.5112-0470.3	331460	L= 470
			➔	04/02 → 03/06; Nutzlast ab [kg] 1.000 Nutzlast bis [kg] 1.800	2	24.5112-0477.3	331299	L= 477
2.2 HDi	74	02/02 → 06/06	➔	04/02 → 03/06; Nutzlast ab [kg] 1.000 Nutzlast bis [kg] 1.800; - ABS; für Fahrzeuge mit Trommelbremse an der Hinterachse	1	24.5112-0361.3	330649	L= 360 + Halter
			➔	04/02 → 03/06; Nutzlast ab [kg] 1.000 Nutzlast bis [kg] 1.800; - ABS; für Fahrzeuge mit Trommelbremse an der Hinterachse	2	83.6401-0159.3	330746	L= 160
			➔	04/02 → 03/06; Nutzlast ab [kg] 1.000 Nutzlast bis [kg] 1.800; + ABS; für Fahrzeuge mit Scheibenbremse an der Hinterachse	2	83.6401-0159.3	330746	L= 160
			➔	04/02 → 03/06; Nutzlast ab [kg] 1.000 Nutzlast bis [kg] 1.800; + ABS; für Fahrzeuge mit Scheibenbremse an der Hinterachse	2	83.6401-0159.3	330746	L= 160
2.8 HDi 4x4	94	02/02 → 06/06	➔	04/02 → 03/06	2	24.5112-0470.3	331460	L= 470
						24.5112-0477.3	331299	L= 477
			➔	04/02 → 03/06; - ABS; für Fahrzeuge mit Trommelbremse an der Hinterachse	1	24.5112-0361.3	330649	L= 360 + Halter
			➔	04/02 → 03/06; + ABS; für Fahrzeuge mit Scheibenbremse an der Hinterachse	2	83.6401-0159.3	330746	L= 160
			➔	04/02 → 03/06; - ABS; für Fahrzeuge mit Trommelbremse an der Hinterachse	2	83.6401-0159.3	330746	L= 160

	kw			 	! #			
<b>CITROËN - JUMPY 01/07→</b>								
 <b>Bremssattel</b>								
1.6 HDi 90 16V 1.6 HDi 90 8V	66	01/07→	←	☐; für Fahrzeuge mit Trommelbremse an der Hinterachse		24.3451-1725.5	240619	TRW Ø1 45 Ø2 48 - Halter
	66	01/07→	←	☐; für Fahrzeuge mit Trommelbremse an der Hinterachse		24.3451-1726.5	240620	TRW Ø1 45 Ø2 48 - Halter
			←	☐; für Fahrzeuge mit Scheibenbremse an der Hinterachse		24.3481-1785.5	240595	TRW Ø1 45 Ø2 48 - Halter
			←	☐; für Fahrzeuge mit Scheibenbremse an der Hinterachse		24.3481-1786.5	240596	TRW Ø1 45 Ø2 48 - Halter
			→	☐		24.3414-1715.5	240589	TRW Ø 41 - Halter
			→	☐		24.3414-1716.5	240590	TRW Ø 41 - Halter
2.0 HDi 120 2.0 HDi 125 2.0 HDi 140 2.0 HDi 165 2.0 HDi 95	88	01/07→	←	☐		24.3481-1785.5	240595	TRW Ø1 45 Ø2 48 - Halter
	94	07/11→	←	☐		24.3481-1786.5	240596	TRW Ø1 45 Ø2 48 - Halter
	100	01/07→	←	☐		24.3481-1785.5	240595	TRW Ø1 45 Ø2 48 - Halter
	120	07/10→	→	☐		24.3414-1715.5	240589	TRW Ø 41 - Halter
	72	07/11→	→	☐		24.3414-1716.5	240590	TRW Ø 41 - Halter
2.0 i	103	01/07→	←	☐		24.3481-1785.5	240595	TRW Ø1 45 Ø2 48 - Halter
			←	☐		24.3481-1786.5	240596	TRW Ø1 45 Ø2 48 - Halter
			→	☐; langer Radstand		24.3414-1715.5	240589	TRW Ø 41 - Halter
			→	☐; langer Radstand		24.3414-1716.5	240590	TRW Ø 41 - Halter
 <b>Bremsschlauch</b>								
1.6 HDi 90 16V 1.6 HDi 90 8V 2.0 HDi 120 2.0 HDi 140 2.0 i	66	01/07→	←		2	24.5144-0455.3	331201	L= 455
	66	01/07→	→	Orga 10934→; kurzer Radstand	2	24.5239-0240.3	331170	L= 240
	88	01/07→	→	Orga 10934→; langer Radstand	2	24.5239-0355.3	331243	L= 355
	100	01/07→	→	→Orga 10933; langer Radstand	2	24.5239-0365.3	331281	L= 365
	103	01/07→	→					
2.0 HDi 125 2.0 HDi 95	94	07/11→	←		2	24.5144-0455.3	331201	L= 455
	72	07/11→	→	kurzer Radstand	2	24.5239-0240.3	331170	L= 240
			→	langer Radstand	2	24.5239-0355.3	331243	L= 355
2.0 HDi 165	120	07/10→	←		2	24.5144-0455.3	331201	L= 455
			→	kurzer Radstand	2	24.5239-0240.3	331170	L= 240
			→	langer Radstand	2	24.5239-0355.3	331243	L= 355
			→	→Orga 10933; langer Radstand	2	24.5239-0365.3	331281	L= 365
<b>CITROËN - JUMPY (U6U) 06/94→12/06</b>								
 <b>Bremssattel</b>								
1.6 1.6 1.9 TD 1.9 TD 2.0 2.0 HDi 110 2.0 HDi 95 2.0 i 16V	58	10/95→08/00	←	☐; →Orga 09792		24.3571-1709.5	240153	TRW Ø 57 - Halter
	59	10/95→08/00	←	☐; →Orga 09792		24.3571-1710.5	240154	TRW Ø 57 - Halter
	66	10/95→08/00	←	☐; →Orga 09792		24.3571-1710.5	240154	TRW Ø 57 - Halter
	68	04/96→11/03	←	☐; Orga 09793→		24.3601-1711.7	220607	TRW Ø 60 - Halter
	100	04/00→12/06	←	☐; Orga 09793→		24.3601-1712.7	220608	TRW Ø 60 - Halter
	80	03/00→10/06	←	☐; Orga 09793→		24.3601-1712.7	220608	TRW Ø 60 - Halter
	69	10/99→10/06	←					
1.9 D 1.9 D 70	51	10/95→08/98	←	☐; →Orga 09155		24.3571-1709.5	240153	TRW Ø 57 - Halter
	51	04/98→11/03	←	☐; →Orga 09155		24.3571-1710.5	240154	TRW Ø 57 - Halter
			←	☐; Orga 09156→		24.3571-1711.5	240159	BDX Ø 57 - Halter
			←	☐; Orga 09156→		24.3571-1712.5	240160	BDX Ø 57 - Halter
 <b>Bremsschlauch</b>								
1.6 1.6 1.9 TD 1.9 TD 2.0 2.0 HDi 110 2.0 HDi 95 2.0 i 16V	58	10/95→08/00	←	Orga 09793→	2	24.5111-0462.3	330555	L= 460
	59	10/95→08/00	←	→Orga 09792	2	24.5118-0471.3	330528	L= 473
	66	10/95→08/00	←	→Orga 09792	2	24.5118-0471.3	330528	L= 473
	68	04/96→11/03	→		2	24.5229-0251.3	330535	L= 250
	100	04/00→12/06	→					
	80	03/00→10/06	→					
	69	10/99→10/06	→					
1.9 D 1.9 D 70	51	10/95→08/98	←		2	24.5118-0471.3	330528	L= 473
	51	04/98→11/03	→		2	24.5229-0251.3	330535	L= 250

**CITROËN - JUMPY Kasten 01/07→**

**Bremssattel**

1.6 HDi 90 16V 1.6 HDi 90 8V	66	01/07→	←	☐; für Fahrzeuge mit Trommelbremse an der Hinterachse	24.3451-1725.5	240619	TRW Ø1 45 Ø2 48 - Halter
	66	01/07→	←	☐; für Fahrzeuge mit Trommelbremse an der Hinterachse	24.3451-1726.5	240620	TRW Ø1 45 Ø2 48 - Halter
			←	☐; für Fahrzeuge mit Scheibenbremse an der Hinterachse	24.3481-1785.5	240595	TRW Ø1 45 Ø2 48 - Halter
			←	☐; für Fahrzeuge mit Scheibenbremse an der Hinterachse	24.3481-1786.5	240596	TRW Ø1 45 Ø2 48 - Halter
			→	☐	24.3414-1715.5	240589	TRW Ø 41 - Halter
			→	☐	24.3414-1716.5	240590	TRW Ø 41 - Halter
2.0 HDi 120 2.0 HDi 120 4x4 2.0 HDi 125 2.0 HDi 125 4x4 2.0 HDi 140 2.0 HDi 165 2.0 HDi 95	88	01/07→	←	☐	24.3481-1785.5	240595	TRW Ø1 45 Ø2 48 - Halter
	88	01/10→	←	☐	24.3481-1786.5	240596	TRW Ø1 45 Ø2 48 - Halter
	94	07/11→	←	☐	24.3481-1786.5	240596	TRW Ø1 45 Ø2 48 - Halter
	94	07/11→	→	☐	24.3414-1715.5	240589	TRW Ø 41 - Halter
	100	01/07→	→	☐	24.3414-1716.5	240590	TRW Ø 41 - Halter
	120	07/10→	→	☐	24.3414-1716.5	240590	TRW Ø 41 - Halter
2.0 i	103	01/07→	←	☐	24.3481-1785.5	240595	TRW Ø1 45 Ø2 48 - Halter
			←	☐	24.3481-1786.5	240596	TRW Ø1 45 Ø2 48 - Halter
			→	☐; langer Radstand	24.3414-1715.5	240589	TRW Ø 41 - Halter
			→	☐; langer Radstand	24.3414-1716.5	240590	TRW Ø 41 - Halter

**Bremsschlauch**

1.6 HDi 90 16V 1.6 HDi 90 8V 2.0 HDi 120 2.0 HDi 140 2.0 i	66	01/07→	←		2	24.5144-0455.3	331201	L= 455
	66	01/07→	→	Orga 10934→; kurzer Radstand	2	24.5239-0240.3	331170	L= 240
	88	01/07→	→	Orga 10934→; langer Radstand	2	24.5239-0355.3	331243	L= 355
	100	01/07→	→	→Orga 10933; langer Radstand	2	24.5239-0365.3	331281	L= 365
2.0 HDi 120 4x4 2.0 HDi 125 2.0 HDi 125 4x4 2.0 HDi 95	88	01/10→	←		2	24.5144-0455.3	331201	L= 455
	94	07/11→	→	kurzer Radstand	2	24.5239-0240.3	331170	L= 240
	94	07/11→	→	langer Radstand	2	24.5239-0355.3	331243	L= 355
	72	07/11→	→	→Orga 10933; langer Radstand	2	24.5239-0365.3	331281	L= 365
2.0 HDi 165	120	07/10→	←		2	24.5144-0455.3	331201	L= 455
			→	kurzer Radstand	2	24.5239-0240.3	331170	L= 240
			→	langer Radstand	2	24.5239-0355.3	331243	L= 355
			→	→Orga 10933; langer Radstand	2	24.5239-0365.3	331281	L= 365

















**CITROËN - JUMPY Kasten (BS\_, BT\_, BY\_, BZ\_) 06/94→10/06**








**Bremssattel**

1.6 i 2.0 2.0 HDi 110 2.0 HDi 95 2.0 i 16V	58	10/95→08/00	←	☐; →Orga 09792; Nutzlast ab [kg] 800 Nutzlast bis [kg] 900	24.3571-1709.5	240153	TRW Ø 57 - Halter		
	100	04/00→10/06	←	☐; →Orga 09792; Nutzlast ab [kg] 800 Nutzlast bis [kg] 900	24.3571-1710.5	240154	TRW Ø 57 - Halter		
	80	01/02→10/06	←	☐; →Orga 09792; Nutzlast ab [kg] 800 Nutzlast bis [kg] 900	24.3601-1711.7	220607	TRW Ø 60 - Halter		
	69	10/99→10/06	←	☐; Orga 09793→; Nutzlast ab [kg] 800 Nutzlast bis [kg] 900	24.3601-1712.7	220608	TRW Ø 60 - Halter		
1.9 D 1.9 D 70 1.9 DT 1.9 TD	51	10/95→08/98	←	☐; →Orga 09155; Nutzlast ab [kg] 800 Nutzlast bis [kg] 900	24.3571-1709.5	240153	TRW Ø 57 - Halter		
			51	04/98→10/06	←	☐; →Orga 09155; Nutzlast ab [kg] 800 Nutzlast bis [kg] 900	24.3571-1710.5	240154	TRW Ø 57 - Halter
			65	10/95→08/00	←	☐; Orga 09156→; Nutzlast ab [kg] 800 Nutzlast bis [kg] 900	24.3571-1711.5	240159	BDX Ø 57 - Halter
			66	10/95→08/00	←	☐; Orga 09156→; Nutzlast ab [kg] 800 Nutzlast bis [kg] 900	24.3571-1712.5	240160	BDX Ø 57 - Halter














**Bremsschlauch**









1.6 i 2.0	58	10/95→08/00	←	Orga 09793→	2	24.5111-0462.3	330555	L= 460		
	100	04/00→10/06	←	→Orga 09792	2	24.5229-0251.3	330535	L= 250		
2.0 HDi 110 2.0 HDi 95	80	01/02→10/06	←		2	24.5229-0251.3	330535	L= 250		
	69	10/99→10/06	→		2	24.5229-0251.3	330535	L= 250		
2.0 i 16V 1.9 D 1.9 D 70 1.9 DT 1.9 TD	102	03/00→10/06	←		2	24.5229-0251.3	330535	L= 250		
			51	10/95→08/98	←		2	24.5229-0251.3	330535	L= 250
			51	04/98→10/06	→		2	24.5229-0251.3	330535	L= 250
			65	10/95→08/00	→		2	24.5229-0251.3	330535	L= 250

	kw			 	! #			
<b>CITROËN - JUMPY Pritsche/Fahrgestell 07/11→</b>								
 <b>Bremssattel</b>								
2.0 HDi 125	94	07/11→	←	☐		24.3481-1785.5	240595	TRW Ø1 45 Ø2 48 - Halter
			←	☐		24.3481-1786.5	240596	TRW Ø1 45 Ø2 48 - Halter
			→	☐		24.3414-1715.5	240589	TRW Ø 41 - Halter
			→	☐		24.3414-1716.5	240590	TRW Ø 41 - Halter
 <b>Bremsschlauch</b>								
2.0 HDi 125	94	07/11→	←		2	24.5144-0455.3	331201	L= 455
			→	kurzer Radstand	2	24.5239-0240.3	331170	L= 240
			→	langer Radstand	2	24.5239-0355.3	331243	L= 355
<b>CITROËN - JUMPY Pritsche/Fahrgestell (BU_, BV_, BW_, BX_) 10/99→10/06</b>								
 <b>Bremssattel</b>								
1.9 TD	68	10/99→10/06	←	☐; →Orga 09792		24.3571-1709.5	240153	TRW Ø 57 - Halter
2.0 HDi 95	69	10/99→10/06	←	☐; →Orga 09792		24.3571-1710.5	240154	TRW Ø 57 - Halter
			←	☐; Orga 09793→		24.3601-1711.7	220607	TRW Ø 60 - Halter
			←	☐; Orga 09793→		24.3601-1712.7	220608	TRW Ø 60 - Halter
2.0	100	12/03→10/06	←	☐		24.3601-1711.7	220607	TRW Ø 60 - Halter
2.0 HDi 110	80	12/03→10/06	←	☐		24.3601-1712.7	220608	TRW Ø 60 - Halter
2.0 HDi 110 16V	80	12/03→10/06	←	☐		24.3601-1712.7	220608	TRW Ø 60 - Halter
 <b>Bremsschlauch</b>								
1.9 TD	68	10/99→10/06	←	Orga 09793→	2	24.5111-0462.3	330555	L= 460
2.0 HDi 95	69	10/99→10/06	←	→Orga 09792	2	24.5118-0471.3	330528	L= 473
			→		2	24.5229-0251.3	330535	L= 250
2.0	100	12/03→10/06	←		2	24.5111-0462.3	330555	L= 460
2.0 HDi 110	80	12/03→10/06	←		2	24.5229-0251.3	330535	L= 250
2.0 HDi 110 16V	80	12/03→10/06	←		2	24.5229-0251.3	330535	L= 250
<b>CITROËN - NEMO Kasten (AA_) 02/08→</b>								
 <b>Bremssattel</b>								
1.3 BlueHDi 80	59	02/16→	←	☐		24.3541-1769.5	240601	BOS Ø 54 - Halter
1.3 HDi 75	55	10/10→	←	☐		24.3541-1770.5	240602	BOS Ø 54 - Halter
1.4	54	02/08→	←	☐				
1.4 HDi	50	02/08→	←	☐				
 <b>Bremsschlauch</b>								
1.3 BlueHDi 80	59	02/16→	←		2	24.5112-0402.3	331297	L= 402
1.3 HDi 75	55	10/10→	←		2	24.5228-0181.3	331279	L= 180
1.4	54	02/08→	→					
1.4 HDi	50	02/08→	→					
<b>CITROËN - NEMO Kombi 04/09→</b>								
 <b>Bremssattel</b>								
1.3 HDi 75	55	10/10→	←	☐		24.3541-1769.5	240601	BOS Ø 54 - Halter
1.3 HDi 80	59	10/15→	←	☐		24.3541-1770.5	240602	BOS Ø 54 - Halter
1.4	54	04/09→	←	☐				
1.4 HDi	50	04/09→	←	☐				
 <b>Bremsschlauch</b>								
1.3 HDi 75	55	10/10→	←		2	24.5112-0402.3	331297	L= 402
1.3 HDi 80	59	10/15→	←		2	24.5228-0181.3	331279	L= 180
1.4	54	04/09→	→					
1.4 HDi	50	04/09→	→					
<b>CITROËN - SAXO (S0, S1) 02/96→04/04</b>								
 <b>Bremssattel</b>								
1.4 VTS	55	05/96→06/03	←	☐		11.3481-9833.2	220561	ATE Ø 48 - Halter
1.6	66	02/96→06/03	←	☐		24.3481-9833.5	240479	ATE Ø 48 - Halter
1.6	74	02/01→04/04	←	☐				
1.6	88	02/96→04/04	←	☐		11.3481-9834.2	220562	ATE Ø 48 - Halter
1.6 VTL,VTR	65	05/96→06/03	←	☐		24.3481-9834.5	240480	ATE Ø 48 - Halter
1.6 VTS	72	09/00→09/03	←	☐				
Electric	20	11/96→06/03	←	☐				
1.6 VTS	87	06/96→09/03	←	☐; 07/96→		11.3481-9833.2	220561	ATE Ø 48 - Halter
			←	☐; 07/96→		24.3481-9833.5	240479	ATE Ø 48 - Halter
			←	☐; 07/96→		11.3481-9834.2	220562	ATE Ø 48 - Halter
			←	☐; 07/96→		24.3481-9834.5	240480	ATE Ø 48 - Halter










	kw			 	! #		
<b>CITROËN - SAXO (S0, S1) 02/96→04/04</b>							
<b>Feder, Bremssattel</b>							
1.4 VTS	55	05/96→06/03	←		2	11.8116-0129.1	390591 ATE
1.6	66	02/96→06/03					
1.6	74	02/01→04/04					
1.6	88	02/96→04/04					
1.6 VTL,VTR	65	05/96→06/03					
1.6 VTS	72	09/00→09/03					
Electric	20	11/96→06/03					
1.6 VTS	87	06/96→09/03	←	07/96→	2	11.8116-0129.1	390591 ATE
<b>Führungshülsensatz, Bremssattel</b>							
1.4 VTS	55	05/96→06/03	←			11.0101-5407.2	260011 ATE
1.6	66	02/96→06/03					
1.6	74	02/01→04/04					
1.6	88	02/96→04/04					
1.6 VTL,VTR	65	05/96→06/03					
1.6 VTS	72	09/00→09/03					
Electric	20	11/96→06/03					
1.6 VTS	87	06/96→09/03	←	07/96→		11.0101-5407.2	260011 ATE
<b>Führungsbolzen, Bremssattel</b>							
1.4 VTS	55	05/96→06/03				11.8171-0008.1	990049 ATE
1.6	66	02/96→06/03					
1.6	74	02/01→04/04					
1.6	88	02/96→04/04					
1.6 VTL,VTR	65	05/96→06/03					
1.6 VTS	72	09/00→09/03					
Electric	20	11/96→06/03					
1.6 VTS	87	06/96→09/03		07/96→		11.8171-0008.1	990049 ATE
<b>Dichtungssatz, Bremssattel</b>							
1.0 X	33	05/96→11/98	←			11.0441-4501.2	250015 ATE
1.0 X	37	05/98→06/03					
1.1 BiFuel	44	07/00→06/03					
1.1 X,SX	40	05/96→09/03					
1.1 X,SX	44	05/96→09/03					
1.4 VTS	55	05/96→06/03	←			11.0441-4811.2	250024 ATE
1.6	66	02/96→06/03					
1.6	74	02/01→04/04					
1.6	88	02/96→04/04					
1.6 VTL,VTR	65	05/96→06/03					
1.6 VTS	72	09/00→09/03					
1.6 VTS	87	06/96→09/03	←	07/96→		11.0441-4811.2	250024 ATE
Electric	20	11/96→06/03	←			11.0441-4501.2	250015 ATE
						11.0441-4811.2	250024 ATE
<b>Bremsschlauch</b>							
1.0 X	33	05/96→11/98	←	Orga 08094→	2	24.5111-0290.3	330108 L= 290
1.0 X	37	05/98→06/03	←	→Orga 08093; Felge Lochzahl: 4	2	24.5111-0301.3	330499 L= 300
1.1 BiFuel	44	07/00→06/03	←				
1.1 X,SX	40	05/96→09/03	←	→Orga 08093; Felge Lochzahl: 3	2	24.5111-0330.3	330160 L= 330
1.1 X,SX	44	05/96→09/03	→		2	24.5229-0199.3	330534 L= 200
1.4 VTS	55	05/96→06/03	←	Orga 08094→	2	24.5111-0290.3	330108 L= 290
1.5 D	40	09/96→09/03	←				
1.5 D	42	09/96→06/01	←	→Orga 08093	2	24.5111-0301.3	330499 L= 300
1.5 D	43	07/01→04/04	→		2	24.5229-0199.3	330534 L= 200
1.6	66	02/96→06/03	→				
1.6	88	02/96→04/04					
1.6 VTL,VTR	65	05/96→06/03					
Electric	20	11/96→06/03					
1.6	74	02/01→04/04	←		2	24.5111-0290.3	330108 L= 290
1.6 VTS	72	09/00→09/03	→		2	24.5229-0199.3	330534 L= 200
1.6 VTS	87	06/96→09/03	←	Orga 08094→	2	24.5111-0290.3	330108 L= 290
			←	07/96→; →Orga 08093	2	24.5111-0301.3	330499 L= 300
			→	07/96→	2	24.5229-0199.3	330534 L= 200
<b>CITROËN - XANTIA (X1) 03/93→10/98</b>							
<b>Bremsschlauch</b>							
1.6 i	65	03/93→01/98	←	→ 12/97	2	24.5111-0355.3	330757 L= 360
1.8 i	66	04/97→01/98					
1.8 i	74	03/93→01/98				24.5111-0375.3	331128 L= 375
1.8 i 16V	81	06/95→01/98					
1.9 D	50	06/94→01/98					
1.9 D	51	06/94→01/98					
1.9 SD	55	02/96→01/98					










	kw			 	! #		
<b>CITROËN - XANTIA (X1) 03/93→10/98</b>							
 <b>Bremsschlauch</b>							
1.9 Turbo D 2.0 i 2.0 i 16V 2.0 i 16V 2.0 i 16V 2.0 Turbo 2.1 Turbo D 12V 3.0 i 24V	66 89 97 110 112 108 80 140	10/94→01/98 03/93→01/98 06/95→01/98 06/94→01/98 03/93→01/98 06/95→01/98 06/95→01/98 01/97→01/98	←	→ 12/97	2	24.5111-0355.3 330757 24.5111-0375.3 331128	L= 360 L= 375
2.0	95	03/93→05/95	←		2	24.5111-0355.3 330757 24.5111-0375.3 331128	L= 360 L= 375
<b>CITROËN - XANTIA (X2) 01/98→04/03</b>							
 <b>Bremsschlauch</b>							
1.6 i SX 2.1 Turbo D 12V	65 80	01/98→03/01 01/98→02/99	←		2	24.5111-0355.3 330757 24.5111-0375.3 331128	L= 360 L= 375
1.8 i 1.8 i 16V 1.9 SD 1.9 Turbo D 2.0 HDI 109 2.0 HDI 90 2.0 i 2.0 i 16V 2.0 Turbo 3.0 V6	66 81 55 66 80 66 89 97 108 140	01/98→04/03 01/98→04/03 01/98→04/03 01/98→04/03 02/99→04/03 03/99→04/03 01/98→04/03 01/98→04/03 01/98→04/03 01/98→04/03	←	→ 09/01	2	24.5111-0355.3 330757 24.5111-0375.3 331128	L= 360 L= 375
<b>CITROËN - XANTIA Break (X1) 06/95→01/98</b>							
 <b>Bremsschlauch</b>							
1.8 i 1.8 i 1.8 i 16V 1.9 SD 1.9 Turbo D 2.0 i 2.0 i 16V 2.0 Turbo 2.1 Turbo D 12V	66 74 81 55 66 89 97 108 80	04/97→01/98 06/95→01/98 06/95→01/98 04/97→01/98 06/95→01/98 06/95→01/98 06/95→01/98 06/95→01/98 06/96→01/98	←	→ 12/97	2	24.5111-0355.3 330757 24.5111-0375.3 331128	L= 360 L= 375
<b>CITROËN - XANTIA Break (X2) 01/98→04/03</b>							
 <b>Bremsschlauch</b>							
1.8 i 1.8 i 16V 1.9 SD 1.9 Turbo D 2.0 HDI 109 2.0 HDI 90 2.0 i 2.0 i 16V 2.0 Turbo 3.0 V6	66 81 55 66 80 66 89 97 108 140	01/98→04/03 01/98→04/03 01/98→04/03 01/98→04/03 02/99→04/03 03/99→04/03 01/98→04/03 01/98→04/03 01/98→04/03 01/98→04/03	←	→ 09/01	2	24.5111-0355.3 330757 24.5111-0375.3 331128	L= 360 L= 375
2.1 Turbo D 12V	80	01/98→02/99	←		2	24.5111-0355.3 330757 24.5111-0375.3 331128	L= 360 L= 375
<b>CITROËN - XM (Y4) 05/94→10/00</b>							
 <b>Bremsschlauch</b>							
2.0 i 16V 2.0 Turbo 2.1 D12 VSX 2.1 TD 12V 2.5 TD 3.0 V6 3.0 V6 3.0 V6 24V	97 108 60 80 95 123 140 147	05/94→10/00 05/94→10/00 03/96→08/96 05/94→10/00 05/94→10/00 05/94→10/00 04/97→10/00 05/94→10/00	←		2	24.5411-0550.3 330567	L= 550
<b>CITROËN - XM Break (Y4) 05/94→10/00</b>							
 <b>Bremsschlauch</b>							
2.0 i 16V 2.0 Turbo 2.1 D12 2.1 TD 12V 2.5 TD 3.0 V6 3.0 V6	97 108 60 80 95 123 140	05/94→10/00 05/94→10/00 07/94→06/96 05/94→10/00 05/94→10/00 05/94→10/00 04/97→10/00	←		2	24.5411-0550.3 330567	L= 550









	kW			 	! #			
<b>CITROËN - XSARA (N1) 04/97→04/05</b>								
 <b>Bremssattel</b>								
1.4 HDi 1.6 16V	50	01/03→03/05	←	☐		24.3541-1771.5	240239	BOS Ø 54 - Halter
	80	09/00→03/05	←	☐		24.3541-1772.5	240240	BOS Ø 54 - Halter
1.4 i	55	04/97→03/05	←	☐; → 08/00; + ABS		11.3481-9833.2	220561	ATE Ø 48 - Halter
						24.3481-9833.5	240479	ATE Ø 48 - Halter
			←	☐; → 08/00; + ABS		11.3481-9834.2	220562	ATE Ø 48 - Halter
						24.3481-9834.5	240480	ATE Ø 48 - Halter
			←	☐; → 08/00; - ABS		24.3481-1741.5	240245	BOS Ø 48 - Halter
			←	☐; → 08/00; - ABS		24.3481-1742.5	240246	BOS Ø 48 - Halter
			←	☐; 09/00→		24.3541-1771.5	240239	BOS Ø 54 - Halter
1.4 LPG	55	05/98→08/00	←	☐; + ABS		11.3481-9833.2	220561	ATE Ø 48 - Halter
						24.3481-9833.5	240479	ATE Ø 48 - Halter
			←	☐; + ABS		11.3481-9834.2	220562	ATE Ø 48 - Halter
						24.3481-9834.5	240480	ATE Ø 48 - Halter
1.5 D	42	04/97→09/00	←	☐; → 08/00; + ABS		11.3481-9833.2	220561	ATE Ø 48 - Halter
						24.3481-9833.5	240479	ATE Ø 48 - Halter
			←	☐; → 08/00; + ABS		11.3481-9834.2	220562	ATE Ø 48 - Halter
						24.3481-9834.5	240480	ATE Ø 48 - Halter
1.6 i 1.8 D 1.8 i 1.9 D 1.9 SD 1.9 TD	65 43 66 50 55 66	04/97→09/00 04/97→09/00 04/97→09/00 01/98→09/00 04/97→09/00	←	☐; → 08/00		11.3481-9833.2	220561	ATE Ø 48 - Halter
						24.3481-9833.5	240479	ATE Ø 48 - Halter
			←	☐; → 08/00		11.3481-9834.2	220562	ATE Ø 48 - Halter
						24.3481-9834.5	240480	ATE Ø 48 - Halter
1.8 BiFuel	82	07/97→08/00	←	☐		24.3541-1757.7	220483	TRW Ø 54 - Halter
						24.3541-1767.5	240237	BOS Ø 54 - Halter
			←	☐		24.3541-1758.7	220484	TRW Ø 54 - Halter
1.8 i 16V 2.0 16V	81 97	04/97→09/00 07/98→09/00	←	☐; → 08/00		24.3541-1757.7	220483	TRW Ø 54 - Halter
						24.3541-1767.5	240237	BOS Ø 54 - Halter
			←	☐; → 08/00		24.3541-1758.7	220484	TRW Ø 54 - Halter
1.8 i Aut.	74	04/97→09/00	←	☐; → 08/00		11.3481-9833.2	220561	ATE Ø 48 - Halter
						24.3481-9833.5	240479	ATE Ø 48 - Halter
			←	☐; → 08/00		24.3541-1757.7	220483	TRW Ø 54 - Halter
1.9 D	51	07/98→03/05	←	☐; → 08/00		11.3481-9833.2	220561	ATE Ø 48 - Halter
						24.3481-9833.5	240479	ATE Ø 48 - Halter
			←	☐; → 08/00		11.3481-9834.2	220562	ATE Ø 48 - Halter
						24.3481-9834.5	240480	ATE Ø 48 - Halter
1.9 D	52	04/00→04/05	←	☐; 09/00→		24.3541-1771.5	240239	BOS Ø 54 - Halter
						24.3541-1772.5	240240	BOS Ø 54 - Halter
			←	☐; 09/00→		24.3541-1771.5	240239	BOS Ø 54 - Halter
						24.3541-1772.5	240240	BOS Ø 54 - Halter
2.0 16V 2.0 HDi 109 2.0 HDi 90	100 120 80 66	09/00→03/05 04/97→09/00 05/01→03/05 02/99→03/05	←	☐; Orga 09185→		24.3541-1761.5	240233	Ø 54 - Halter
						24.3541-1762.5	240234	Ø 54 - Halter
			←	☐; → 08/00		24.3541-1757.7	220483	TRW Ø 54 - Halter
						24.3541-1767.5	240237	BOS Ø 54 - Halter
↓								


















	kw			 	! #		
<b>CITROËN - XSARA (N1) 04/97→04/05</b>							
 <b>Bremssattel</b>							
2.0 HDi 90	66	02/99→03/05	←	☐; → 08/00		24.3541-1758.7 220484	TRW Ø 54 - Halter
				☐; 09/00→		24.3541-1768.5 240238	Ø 54 - Halter
			←	☐; 09/00→		24.3541-1771.5 240239	BOS Ø 54 - Halter
			←	☐; 09/00→		24.3541-1772.5 240240	BOS Ø 54 - Halter
<b>Feder, Bremssattel</b>							
1.4 i	55	04/97→03/05	←	→ 08/00; + ABS	2	11.8116-0129.1 390591	ATE
1.5 D	42	04/97→09/00					
1.4 LPG	55	05/98→08/00	←	+ ABS	2	11.8116-0129.1 390591	ATE
1.6 i	65	04/97→09/00	←	→ 08/00	2	11.8116-0129.1 390591	ATE
1.8 D	43	04/97→09/00					
1.8 i	66	04/97→09/00					
1.8 i Aut.	74	04/97→09/00					
1.9 D	50	04/97→09/00					
1.9 D	51	07/98→03/05					
1.9 D	52	04/00→04/05					
1.9 SD	55	01/98→09/00					
1.9 TD	66	04/97→09/00					
<b>Führungshülzensatz, Bremssattel</b>							
1.4 i	55	04/97→03/05	←	→ 08/00; + ABS		11.0101-5407.2 260011	ATE
1.5 D	42	04/97→09/00					
1.4 LPG	55	05/98→08/00	←	+ ABS		11.0101-5407.2 260011	ATE
1.6 i	65	04/97→09/00	←	→ 08/00		11.0101-5407.2 260011	ATE
1.8 D	43	04/97→09/00					
1.8 i	66	04/97→09/00					
1.8 i Aut.	74	04/97→09/00					
1.9 D	50	04/97→09/00					
1.9 D	51	07/98→03/05					
1.9 D	52	04/00→04/05					
1.9 SD	55	01/98→09/00					
1.9 TD	66	04/97→09/00					
<b>Führungsbolzen, Bremssattel</b>							
1.4 i	55	04/97→03/05		→ 08/00; + ABS		11.8171-0008.1 990049	ATE
1.5 D	42	04/97→09/00					
1.4 LPG	55	05/98→08/00		+ ABS		11.8171-0008.1 990049	ATE
1.6 i	65	04/97→09/00		→ 08/00		11.8171-0008.1 990049	ATE
1.8 D	43	04/97→09/00					
1.8 i	66	04/97→09/00					
1.8 i Aut.	74	04/97→09/00					
1.9 D	50	04/97→09/00					
1.9 D	51	07/98→03/05					
1.9 D	52	04/00→04/05					
1.9 SD	55	01/98→09/00					
1.9 TD	66	04/97→09/00					
<b>Dichtungssatz, Bremssattel</b>							
1.4 i	55	04/97→03/05	←	→ 08/00; + ABS		11.0441-4811.2 250024	ATE
1.5 D	42	04/97→09/00					
1.4 LPG	55	05/98→08/00	←	+ ABS		11.0441-4811.2 250024	ATE
1.6 i	65	04/97→09/00	←	→ 08/00		11.0441-4811.2 250024	ATE
1.8 D	43	04/97→09/00					
1.8 i	66	04/97→09/00					
1.8 i Aut.	74	04/97→09/00					
1.9 D	50	04/97→09/00					
1.9 D	51	07/98→03/05					
1.9 D	52	04/00→04/05					
1.9 SD	55	01/98→09/00					
1.9 TD	66	04/97→09/00					
 <b>Bremsschlauch</b>							
1.4 HDi	50	01/03→03/05	←		2	24.5111-0460.3 330603	L= 460
1.8 BiFuel	82	07/97→08/00	→	☐		24.5228-0195.3 330469	L= 202
			→	☐		24.5228-0245.3 330531	L= 245
1.4 i	55	04/97→03/05	←	→Orga 08091	2	24.5111-0438.3 330568	L= 445
			←	Orga 08092→ Orga 09470	2	24.5111-0460.3 330603	L= 460
			←	Orga 09471→	2	24.5111-0460.3 330603	L= 460
			→	☐; 09/00→		24.5228-0195.3 330469	L= 202
			→	☐; → 08/00; + ABS		24.5228-0195.3 330469	L= 202
			→	→ 08/00; - ABS	2	24.5228-0195.3 330469	L= 202








	kw			 	! #		
<b>CITROËN - XSARA (N1) 04/97→04/05</b>							
<b>Bremsschlauch</b>							
1.4 i	55	04/97→03/05	➡	☐; 09/00→		24.5228-0245.3 330531	L= 245
			➡	☐; → 08/00; + ABS		24.5228-0245.3 330531	L= 245
1.4 LPG	55	05/98→08/00	←	→Orga 08091	2	24.5111-0438.3 330568	L= 445
			←	Orga 08092→ Orga 09470	2	24.5111-0460.3 330603	L= 460
			←	Orga 09471→	2	24.5111-0460.3 330603	L= 460
			➡	- ABS	2	24.5228-0195.3 330469	L= 202
			➡	☐; + ABS		24.5228-0195.3 330469	L= 202
			➡	☐; + ABS		24.5228-0245.3 330531	L= 245
1.5 D	42	04/97→09/00	←	→Orga 08091	2	24.5111-0438.3 330568	L= 445
			←	Orga 08092→; → 08/00	2	24.5111-0460.3 330603	L= 460
			➡	☐; → 08/00; + ABS		24.5228-0195.3 330469	L= 202
			➡	→ 08/00; - ABS	2	24.5228-0195.3 330469	L= 202
			➡	☐; → 08/00; + ABS		24.5228-0245.3 330531	L= 245
1.6 16V	80	09/00→03/05	←	→Orga 09470	2	24.5111-0460.3 330603	L= 460
			➡	☐		24.5228-0195.3 330469	L= 202
			➡	☐		24.5228-0245.3 330531	L= 245
1.6 i	65	04/97→09/00	←	→ 08/00	2	24.5111-0460.3 330603	L= 460
1.8 D	43	04/97→09/00	➡	→ 08/00; - ABS	2	24.5228-0195.3 330469	L= 202
1.8 i	66	04/97→09/00	➡	☐; → 08/00; + ABS		24.5228-0195.3 330469	L= 202
1.8 i Aut.	74	04/97→09/00	➡	☐; → 08/00; + ABS		24.5228-0195.3 330469	L= 202
1.9 D	50	04/97→09/00	➡	☐; → 08/00; + ABS		24.5228-0245.3 330531	L= 245
1.9 SD	55	01/98→09/00	➡	☐; → 08/00; + ABS		24.5228-0245.3 330531	L= 245
1.8 i 16V	81	04/97→09/00	←	→ 08/00	2	24.5111-0460.3 330603	L= 460
2.0 16V	97	07/98→09/00	➡	☐; → 08/00		24.5228-0195.3 330469	L= 202
2.0 16V	120	04/97→09/00	➡	☐; → 08/00		24.5228-0245.3 330531	L= 245
1.9 D	51	07/98→03/05	←	Orga 09471→	2	24.5111-0460.3 330603	L= 460
			←	→Orga 09470	2	24.5111-0460.3 330603	L= 460
			➡	☐; 09/00→		24.5228-0195.3 330469	L= 202
			➡	→ 08/00; - ABS	2	24.5228-0195.3 330469	L= 202
			➡	☐; → 08/00; + ABS		24.5228-0195.3 330469	L= 202
			➡	☐; → 08/00; + ABS		24.5228-0245.3 330531	L= 245
			➡	☐; 09/00→		24.5228-0245.3 330531	L= 245
			➡	☐; → 08/00; + ABS		24.5228-0245.3 330531	L= 245
1.9 D	52	04/00→04/05	←	→Orga 09470	2	24.5111-0460.3 330603	L= 460
			←	Orga 09471→; → 03/05	2	24.5111-0460.3 330603	L= 460
			➡	☐; 09/00→ 03/05		24.5228-0195.3 330469	L= 202
			➡	→ 08/00; - ABS	2	24.5228-0195.3 330469	L= 202
			➡	☐; → 08/00; + ABS		24.5228-0195.3 330469	L= 202
			➡	☐; → 08/00; + ABS		24.5228-0245.3 330531	L= 245
			➡	☐; 09/00→ 03/05		24.5228-0245.3 330531	L= 245
1.9 TD	66	04/97→09/00	←	07/97→ 08/00	2	24.5111-0460.3 330603	L= 460
			➡	07/97→ 08/00; - ABS	2	24.5228-0195.3 330469	L= 202
			➡	☐; → 08/00; + ABS		24.5228-0195.3 330469	L= 202
			➡	☐; → 08/00; + ABS		24.5228-0245.3 330531	L= 245
2.0 16V	100	09/00→03/05	←	→Orga 09184; - ESP	2	24.5111-0460.3 330603	L= 460
2.0 HDi 109	80	05/01→03/05	←	Orga 09185→; - ESP	2	24.5111-0460.3 330603	L= 460
			←	→Orga 09470; + ESP	2	24.5111-0460.3 330603	L= 460
			←	Orga 09471→; + ESP	2	24.5111-0460.3 330603	L= 460
			➡	☐		24.5228-0195.3 330469	L= 202
			➡	☐		24.5228-0245.3 330531	L= 245
2.0 HDi 90	66	02/99→03/05	←	→Orga 09470	2	24.5111-0460.3 330603	L= 460
			←	Orga 09471→	2	24.5111-0460.3 330603	L= 460
			➡	☐		24.5228-0195.3 330469	L= 202
			➡	☐		24.5228-0245.3 330531	L= 245










	kw			 	! #		
<b>CITROËN - XSARA Break (N2) 10/97→03/10</b>							
<b> Bremssattel</b>							
1.4 HDi 1.6 16V	50 80	01/03→08/05 09/00→08/05	←	☐		24.3541-1771.5 240239	BOS Ø 54 - Halter
			←	☐		24.3541-1772.5 240240	BOS Ø 54 - Halter
1.4 i	55	10/97→08/05	←	☐; → 08/00; - ABS		11.3481-9833.2 220561 24.3481-9833.5 240479	ATE Ø 48 - Halter ATE Ø 48 - Halter
			←	☐; → 08/00; - ABS		11.3481-9834.2 220562 24.3481-9834.5 240480	ATE Ø 48 - Halter ATE Ø 48 - Halter
			←	☐; → 08/00; + ABS		24.3541-1757.7 220483 24.3541-1767.5 240237	TRW Ø 54 - Halter BOS Ø 54 - Halter
			←	☐; → 08/00; + ABS		24.3541-1758.7 220484 24.3541-1768.5 240238	TRW Ø 54 - Halter Ø 54 - Halter
			←	☐; 09/00→		24.3541-1771.5 240239	BOS Ø 54 - Halter
			←	☐; 09/00→		24.3541-1772.5 240240	BOS Ø 54 - Halter
1.5 D 1.6 i 1.8 D 1.9 D	42 65 43 50	10/97→09/00 10/97→09/00 10/97→09/00 10/97→09/00	←	☐; → 08/00; - ABS		11.3481-9833.2 220561 24.3481-9833.5 240479	ATE Ø 48 - Halter ATE Ø 48 - Halter
			←	☐; → 08/00; - ABS		11.3481-9834.2 220562 24.3481-9834.5 240480	ATE Ø 48 - Halter ATE Ø 48 - Halter
			←	☐; → 08/00; + ABS		24.3541-1757.7 220483 24.3541-1767.5 240237	TRW Ø 54 - Halter BOS Ø 54 - Halter
			←	☐; → 08/00; + ABS		24.3541-1758.7 220484 24.3541-1768.5 240238	TRW Ø 54 - Halter Ø 54 - Halter
1.8 i 1.8 i 16V 1.8 i Aut. 1.9 D 1.9 TD 2.0 16V	66 81 74 55 66 97	10/97→09/00 10/97→09/00 10/97→09/00 01/98→09/00 10/97→09/00 07/98→09/00	←	☐; → 08/00		24.3541-1757.7 220483 24.3541-1767.5 240237	TRW Ø 54 - Halter BOS Ø 54 - Halter
			←	☐; → 08/00		24.3541-1758.7 220484 24.3541-1768.5 240238	TRW Ø 54 - Halter Ø 54 - Halter
1.8 LPG	81	05/98→08/00	←	☐		24.3541-1757.7 220483 24.3541-1767.5 240237	TRW Ø 54 - Halter BOS Ø 54 - Halter
			←	☐		24.3541-1758.7 220484 24.3541-1768.5 240238	TRW Ø 54 - Halter Ø 54 - Halter
1.9 D	51	07/98→08/05	←	☐; → 08/00; - ABS		11.3481-9833.2 220561 24.3481-9833.5 240479	ATE Ø 48 - Halter ATE Ø 48 - Halter
			←	☐; → 08/00; - ABS		11.3481-9834.2 220562 24.3481-9834.5 240480	ATE Ø 48 - Halter ATE Ø 48 - Halter
			←	☐; → 08/00		24.3541-1757.7 220483 24.3541-1767.5 240237	TRW Ø 54 - Halter BOS Ø 54 - Halter
			←	☐; → 08/00		24.3541-1758.7 220484 24.3541-1768.5 240238	TRW Ø 54 - Halter Ø 54 - Halter
			←	☐; 09/00→		24.3541-1771.5 240239	BOS Ø 54 - Halter
			←	☐; 09/00→		24.3541-1772.5 240240	BOS Ø 54 - Halter
2.0 16V 2.0 HDi 109	100 80	09/00→08/05 05/01→08/05	←	☐; Orga 09185→		24.3541-1761.5 240233	Ø 54 - Halter
			←	☐; Orga 09185→		24.3541-1762.5 240234	Ø 54 - Halter
2.0 HDi 90	66	02/99→08/05	←	☐; → 08/00		24.3541-1757.7 220483 24.3541-1767.5 240237	TRW Ø 54 - Halter BOS Ø 54 - Halter
			←	☐; → 08/00		24.3541-1758.7 220484 24.3541-1768.5 240238	TRW Ø 54 - Halter Ø 54 - Halter
			←	☐; 09/00→		24.3541-1771.5 240239	BOS Ø 54 - Halter
			←	☐; 09/00→		24.3541-1772.5 240240	BOS Ø 54 - Halter
<b>Feder, Bremssattel</b>							
1.4 i 1.5 D 1.6 i 1.8 D 1.9 D 1.9 D	55 42 65 43 50 51	10/97→08/05 10/97→09/00 10/97→09/00 10/97→09/00 10/97→09/00 07/98→08/05	←	→ 08/00; - ABS	2	11.8116-0129.1 390591	ATE
<b>Führungshülzensatz, Bremssattel</b>							
1.4 i 1.5 D 1.6 i 1.8 D 1.9 D 1.9 D ↓	55 42 65 43 50 51	10/97→08/05 10/97→09/00 10/97→09/00 10/97→09/00 10/97→09/00 07/98→08/05	←	→ 08/00; - ABS		11.0101-5407.2 260011	ATE
































	kw			 	! #		
<b>CITROËN - XSARA Break (N2) 10/97→03/10</b>							
<b>Führungsbolzen, Bremssattel</b>							
1.4 i	55	10/97→08/05		→ 08/00; - ABS		11.8171-0008.1	990049 ATE
1.5 D	42	10/97→09/00					
1.6 i	65	10/97→09/00					
1.8 D	43	10/97→09/00					
1.9 D	50	10/97→09/00					
1.9 D	51	07/98→08/05					
<b>Dichtungssatz, Bremssattel</b>							
1.4 i	55	10/97→08/05	←	→ 08/00; - ABS		11.0441-4811.2	250024 ATE
1.5 D	42	10/97→09/00					
1.6 i	65	10/97→09/00					
1.8 D	43	10/97→09/00					
1.9 D	50	10/97→09/00					
1.9 D	51	07/98→08/05					
<b>Bremsschlauch</b>							
1.4 HDi	50	01/03→08/05	←		2	24.5111-0460.3	330603 L= 460
1.8 LPG	81	05/98→08/00	→	☐		24.5228-0195.3	330469 L= 202
			→	☐		24.5228-0245.3	330531 L= 245
1.4 i	55	10/97→08/05	←	→Orga 08091	2	24.5111-0438.3	330568 L= 445
			←	Orga 08092→ Orga 09470	2	24.5111-0460.3	330603 L= 460
			←	Orga 09471→	2	24.5111-0460.3	330603 L= 460
			→	☐; 09/00→		24.5228-0195.3	330469 L= 202
			→	☐; → 08/00; + ABS		24.5228-0195.3	330469 L= 202
			→	→ 08/00; - ABS	2	24.5228-0195.3	330469 L= 202
			→	☐; 09/00→		24.5228-0245.3	330531 L= 245
			→	☐; → 08/00; + ABS		24.5228-0245.3	330531 L= 245
1.5 D	42	10/97→09/00	←	→ 08/00	2	24.5111-0460.3	330603 L= 460
1.6 i	65	10/97→09/00	→	→ 08/00; - ABS	2	24.5228-0195.3	330469 L= 202
1.8 D	43	10/97→09/00	→	☐; → 08/00; + ABS		24.5228-0195.3	330469 L= 202
1.8 i	66	10/97→09/00	→	☐; → 08/00; + ABS		24.5228-0195.3	330469 L= 202
1.8 i Aut.	74	10/97→09/00	→	☐; → 08/00; + ABS		24.5228-0245.3	330531 L= 245
1.9 D	50	10/97→09/00	→	☐; → 08/00; + ABS		24.5228-0245.3	330531 L= 245
1.9 D	55	01/98→09/00					
1.9 TD	66	10/97→09/00					
1.6 16V	80	09/00→08/05	←	→Orga 09470	2	24.5111-0460.3	330603 L= 460
2.0 HDI 90	66	02/99→08/05	←	Orga 09471→	2	24.5111-0460.3	330603 L= 460
			→	☐		24.5228-0195.3	330469 L= 202
			→	☐		24.5228-0245.3	330531 L= 245
1.8 i 16V	81	10/97→09/00	←	→ 08/00	2	24.5111-0460.3	330603 L= 460
2.0 16V	97	07/98→09/00	→	☐; → 08/00		24.5228-0195.3	330469 L= 202
			→	☐; → 08/00		24.5228-0245.3	330531 L= 245
1.9 D	51	07/98→08/05	←	Orga 09471→	2	24.5111-0460.3	330603 L= 460
			←	→Orga 09470	2	24.5111-0460.3	330603 L= 460
			→	☐; 09/00→		24.5228-0195.3	330469 L= 202
			→	→ 08/00; - ABS	2	24.5228-0195.3	330469 L= 202
			→	☐; → 08/00; + ABS		24.5228-0195.3	330469 L= 202
			→	☐; 09/00→		24.5228-0245.3	330531 L= 245
			→	☐; → 08/00; + ABS		24.5228-0245.3	330531 L= 245
2.0 16V	100	09/00→08/05	←	→Orga 09184; + ESP	2	24.5111-0460.3	330603 L= 460
2.0 HDi 109	80	05/01→08/05	←	Orga 09185→; + ESP	2	24.5111-0460.3	330603 L= 460
			←	→Orga 09470; - ESP	2	24.5111-0460.3	330603 L= 460
			←	Orga 09471→; - ESP	2	24.5111-0460.3	330603 L= 460
			→	☐		24.5228-0195.3	330469 L= 202
			→	☐		24.5228-0245.3	330531 L= 245
<b>CITROËN - XSARA Coupe (N0) 01/98→04/05</b>							
<b>Bremssattel</b>							
1.4 HDi	50	01/03→03/05	←	☐		24.3541-1771.5	240239 BOS Ø 54 - Halter
1.6 16V	80	09/00→03/05	←	☐		24.3541-1772.5	240240 BOS Ø 54 - Halter
1.4 i	55	03/98→03/05	←	☐; → 08/00; + ABS		11.3481-9833.2	220561 ATE Ø 48 - Halter
↓							









	kw			 	! #			
<b>CITROËN - XSARA Coupe (N0) 01/98→04/05</b>								
<b> Bremssattel</b>								
1.4 i	55	03/98→03/05	←	☐; → 08/00; + ABS		24.3481-9833.5	240479	ATE Ø 48 - Halter
			←	☐; → 08/00; + ABS		11.3481-9834.2	220562	ATE Ø 48 - Halter
						24.3481-9834.5	240480	ATE Ø 48 - Halter
			←	☐; → 08/00; - ABS		24.3481-1741.5	240245	BOS Ø 48 - Halter
			←	☐; → 08/00; - ABS		24.3481-1742.5	240246	BOS Ø 48 - Halter
			←	☐; 09/00→		24.3541-1771.5	240239	BOS Ø 54 - Halter
			←	☐; 09/00→		24.3541-1772.5	240240	BOS Ø 54 - Halter
1.6 i	65	02/98→09/00	←	☐; → 08/00		11.3481-9833.2	220561	ATE Ø 48 - Halter
1.8 i	66	02/98→09/00				24.3481-9833.5	240479	ATE Ø 48 - Halter
1.9 D	50	02/98→09/00						
1.9 TD	66	02/98→09/00	←	☐; → 08/00		11.3481-9834.2	220562	ATE Ø 48 - Halter
						24.3481-9834.5	240480	ATE Ø 48 - Halter
1.8 i	74	02/98→09/00	←	☐; → 08/00		11.3481-9833.2	220561	ATE Ø 48 - Halter
						24.3481-9833.5	240479	ATE Ø 48 - Halter
						24.3541-1757.7	220483	TRW Ø 54 - Halter
						24.3541-1767.5	240237	BOS Ø 54 - Halter
			←	☐; → 08/00		11.3481-9834.2	220562	ATE Ø 48 - Halter
						24.3481-9834.5	240480	ATE Ø 48 - Halter
			←	☐; → 08/00		24.3541-1758.7	220484	TRW Ø 54 - Halter
						24.3541-1768.5	240238	Ø 54 - Halter
1.8 i 16V	81	02/98→09/00	←	☐; → 08/00		24.3541-1757.7	220483	TRW Ø 54 - Halter
						24.3541-1767.5	240237	BOS Ø 54 - Halter
			←	☐; → 08/00		24.3541-1758.7	220484	TRW Ø 54 - Halter
			←	☐; → 08/00		24.3541-1768.5	240238	Ø 54 - Halter
1.8 LPG	82	01/98→08/00	←	☐; 02/98→		24.3541-1757.7	220483	TRW Ø 54 - Halter
						24.3541-1767.5	240237	BOS Ø 54 - Halter
			←	☐; 02/98→		24.3541-1758.7	220484	TRW Ø 54 - Halter
			←	☐; 02/98→		24.3541-1768.5	240238	Ø 54 - Halter
1.9 D	51	02/99→03/05	←	☐; → 08/00		11.3481-9833.2	220561	ATE Ø 48 - Halter
						24.3481-9833.5	240479	ATE Ø 48 - Halter
			←	☐; → 08/00		11.3481-9834.2	220562	ATE Ø 48 - Halter
						24.3481-9834.5	240480	ATE Ø 48 - Halter
			←	☐; 09/00→		24.3541-1771.5	240239	BOS Ø 54 - Halter
			←	☐; 09/00→		24.3541-1772.5	240240	BOS Ø 54 - Halter
1.9 D	55	02/98→05/99	←	☐		11.3481-9833.2	220561	ATE Ø 48 - Halter
						24.3481-9833.5	240479	ATE Ø 48 - Halter
			←	☐		11.3481-9834.2	220562	ATE Ø 48 - Halter
			←	☐		24.3481-9834.5	240480	ATE Ø 48 - Halter
2.0	97	08/98→08/00	←	☐; Orga 09185→		24.3541-1761.5	240233	Ø 54 - Halter
2.0 16V	100	09/00→03/05						
2.0 HDi 109	80	05/01→03/05	←	☐; Orga 09185→		24.3541-1762.5	240234	Ø 54 - Halter
2.0 i 16V	120	02/98→03/05						
2.0 HDI 90	66	02/99→03/05	←	☐; → 08/00		24.3541-1757.7	220483	TRW Ø 54 - Halter
						24.3541-1767.5	240237	BOS Ø 54 - Halter
			←	☐; → 08/00		24.3541-1758.7	220484	TRW Ø 54 - Halter
						24.3541-1768.5	240238	Ø 54 - Halter
			←	☐; 09/00→		24.3541-1771.5	240239	BOS Ø 54 - Halter
			←	☐; 09/00→		24.3541-1772.5	240240	BOS Ø 54 - Halter
<b>Feder, Bremssattel</b>								
1.4 i	55	03/98→03/05	←	→ 08/00; + ABS	2	11.8116-0129.1	390591	ATE
1.6 i	65	02/98→09/00	←	→ 08/00	2	11.8116-0129.1	390591	ATE
1.8 i	66	02/98→09/00						
1.8 i	74	02/98→09/00						
1.9 D	50	02/98→09/00						
1.9 D	51	02/99→03/05						
1.9 TD	66	02/98→09/00						
1.9 D	55	02/98→05/99	←		2	11.8116-0129.1	390591	ATE
<b>Führungshülzensatz, Bremssattel</b>								
1.4 i	55	03/98→03/05	←	→ 08/00; + ABS		11.0101-5407.2	260011	ATE
1.6 i	65	02/98→09/00	←	→ 08/00		11.0101-5407.2	260011	ATE
1.8 i	66	02/98→09/00						
1.8 i	74	02/98→09/00						
1.9 D	50	02/98→09/00						
↓								





























































	kw			 	! #		
<b>CITROËN - XSARA Coupe (N0) 01/98→04/05</b>							
<b>Führungshülzensatz, Bremssattel</b>							
1.9 D	51	02/99→03/05	←	→ 08/00		11.0101-5407.2 260011	ATE
1.9 TD	66	02/98→09/00					
1.9 D	55	02/98→05/99	←			11.0101-5407.2 260011	ATE
<b>Führungsbolzen, Bremssattel</b>							
1.4 i	55	03/98→03/05		→ 08/00; + ABS		11.8171-0008.1 990049	ATE
1.6 i	65	02/98→09/00		→ 08/00		11.8171-0008.1 990049	ATE
1.8 i	66	02/98→09/00					
1.8 i	74	02/98→09/00					
1.9 D	50	02/98→09/00					
1.9 D	51	02/99→03/05					
1.9 TD	66	02/98→09/00					
1.9 D	55	02/98→05/99				11.8171-0008.1 990049	ATE
<b>Dichtungssatz, Bremssattel</b>							
1.4 i	55	03/98→03/05	←	→ 08/00; + ABS		11.0441-4811.2 250024	ATE
1.6 i	65	02/98→09/00	←	→ 08/00		11.0441-4811.2 250024	ATE
1.8 i	66	02/98→09/00					
1.8 i	74	02/98→09/00					
1.9 D	50	02/98→09/00					
1.9 D	51	02/99→03/05					
1.9 TD	66	02/98→09/00					
1.9 D	55	02/98→05/99	←			11.0441-4811.2 250024	ATE
<b>Bremsschlauch</b>							
1.4 HDi	50	01/03→03/05	←		2	24.5111-0460.3 330603	L= 460
			→	☐		24.5228-0195.3 330469	L= 202
			→	☐		24.5228-0245.3 330531	L= 245
1.4 i	55	03/98→03/05	←	→Orga 08091	2	24.5111-0438.3 330568	L= 445
			←	Orga 08092→ Orga 09470	2	24.5111-0460.3 330603	L= 460
			←	Orga 09471→	2	24.5111-0460.3 330603	L= 460
			→	☐; 09/00→		24.5228-0195.3 330469	L= 202
			→	☐; → 08/00; + ABS		24.5228-0195.3 330469	L= 202
			→	→ 08/00; - ABS	2	24.5228-0195.3 330469	L= 202
			→	☐; 09/00→		24.5228-0245.3 330531	L= 245
			→	☐; → 08/00; + ABS		24.5228-0245.3 330531	L= 245
1.6 16V	80	09/00→03/05	←	→Orga 09470	2	24.5111-0460.3 330603	L= 460
			→	☐		24.5228-0195.3 330469	L= 202
			→	☐		24.5228-0245.3 330531	L= 245
1.6 i	65	02/98→09/00	←	→ 08/00	2	24.5111-0460.3 330603	L= 460
			→	☐; → 08/00		24.5228-0195.3 330469	L= 202
			→	→ 08/00; - ABS	2	24.5228-0195.3 330469	L= 202
			→	☐; → 08/00		24.5228-0245.3 330531	L= 245
1.8 i	66	02/98→09/00	←	→ 08/00	2	24.5111-0460.3 330603	L= 460
			→	☐; → 08/00		24.5228-0195.3 330469	L= 202
			→	→ 08/00; - ABS	2	24.5228-0195.3 330469	L= 202
			→	☐; → 08/00; + ABS		24.5228-0195.3 330469	L= 202
			→	☐; → 08/00; + ABS		24.5228-0245.3 330531	L= 245
1.8 i 16V	81	02/98→09/00	←	→ 08/00	2	24.5111-0460.3 330603	L= 460
			→	☐; → 08/00		24.5228-0195.3 330469	L= 202
			→	☐; → 08/00		24.5228-0245.3 330531	L= 245
1.8 LPG	82	01/98→08/00	←	02/98→	2	24.5111-0460.3 330603	L= 460
			→	☐; 02/98→		24.5228-0195.3 330469	L= 202
			→	☐; 02/98→		24.5228-0245.3 330531	L= 245
1.9 D	51	02/99→03/05	←	Orga 09471→	2	24.5111-0460.3 330603	L= 460
			←	→Orga 09470	2	24.5111-0460.3 330603	L= 460
			→	☐; 09/00→		24.5228-0195.3 330469	L= 202
			→	→ 08/00; - ABS	2	24.5228-0195.3 330469	L= 202
			→	☐; → 08/00; + ABS		24.5228-0195.3 330469	L= 202
			→	☐; 09/00→		24.5228-0245.3 330531	L= 245






















	kw			 	! #		
<b>CITROËN - XSARA Coupe (N0) 01/98→04/05</b>							
<b>Bremsschlauch</b>							
1.9 D	51	02/99→03/05	➡	☐; → 08/00; + ABS		24.5228-0245.3 330531	L= 245
1.9 D	55	02/98→05/99	←		2	24.5111-0460.3 330603	L= 460
			➡	- ABS	2	24.5228-0195.3 330469	L= 202
			➡	☐; + ABS		24.5228-0195.3 330469	L= 202
			➡	☐; + ABS		24.5228-0245.3 330531	L= 245
2.0 2.0 16V 2.0 HDi 109	97 100 80	08/98→08/00 09/00→03/05 05/01→03/05	←	→Orga 09184; + ESP	2	24.5111-0460.3 330603	L= 460
			←	Orga 09185→; + ESP	2	24.5111-0460.3 330603	L= 460
			←	Orga 09471→; - ESP	2	24.5111-0460.3 330603	L= 460
			←	→Orga 09470; - ESP	2	24.5111-0460.3 330603	L= 460
			➡	☐		24.5228-0195.3 330469	L= 202
			➡	☐		24.5228-0245.3 330531	L= 245
2.0 HDi 90	66	02/99→03/05	←	→Orga 09470	2	24.5111-0460.3 330603	L= 460
			←	Orga 09471→	2	24.5111-0460.3 330603	L= 460
			➡	☐		24.5228-0195.3 330469	L= 202
			➡	☐		24.5228-0245.3 330531	L= 245
2.0 i 16V	120	02/98→03/05	←	→Orga 09184; - ESP	2	24.5111-0460.3 330603	L= 460
			←	Orga 09185→; + ESP	2	24.5111-0460.3 330603	L= 460
			←	Orga 09471→; - ESP	2	24.5111-0460.3 330603	L= 460
			←	→Orga 09470; - ESP	2	24.5111-0460.3 330603	L= 460
			➡	☐		24.5228-0195.3 330469	L= 202
			➡	☐		24.5228-0245.3 330531	L= 245
<b>CITROËN - XSARA Kasten/Kombi 05/98→08/05</b>							
<b>Bremssattel</b>							
1.4 2.0 HDi	55	09/00→03/05	←	☐		24.3541-1771.5 240239	BOS Ø 54 - Halter
	66	09/00→03/05	←	☐		24.3541-1772.5 240240	BOS Ø 54 - Halter
1.8 D	43	05/98→05/99	←	☐; - ABS		11.3481-9833.2 220561	ATE Ø 48 - Halter
						24.3481-9833.5 240479	ATE Ø 48 - Halter
			←	☐; - ABS		11.3481-9834.2 220562	ATE Ø 48 - Halter
						24.3481-9834.5 240480	ATE Ø 48 - Halter
			←	☐; + ABS		24.3541-1757.7 220483	TRW Ø 54 - Halter
						24.3541-1767.5 240237	BOS Ø 54 - Halter
1.9 D	51	06/99→08/05	←	☐; → 08/00; - ABS		11.3481-9833.2 220561	ATE Ø 48 - Halter
						24.3481-9833.5 240479	ATE Ø 48 - Halter
			←	☐; → 08/00; - ABS		11.3481-9834.2 220562	ATE Ø 48 - Halter
						24.3481-9834.5 240480	ATE Ø 48 - Halter
			←	☐; → 08/00		24.3541-1757.7 220483	TRW Ø 54 - Halter
						24.3541-1767.5 240237	BOS Ø 54 - Halter
			←	☐; → 08/00		24.3541-1758.7 220484	TRW Ø 54 - Halter
						24.3541-1768.5 240238	Ø 54 - Halter
			←	☐; 09/00→		24.3541-1771.5 240239	BOS Ø 54 - Halter
			←	☐; 09/00→		24.3541-1772.5 240240	BOS Ø 54 - Halter
<b>Feder, Bremssattel</b>							
1.8 D	43	05/98→05/99	←	- ABS	2	11.8116-0129.1 390591	ATE
1.9 D	51	06/99→08/05	←	→ 08/00; - ABS	2	11.8116-0129.1 390591	ATE
<b>Führungshülzensatz, Bremssattel</b>							
1.8 D	43	05/98→05/99	←	- ABS		11.0101-5407.2 260011	ATE
1.9 D	51	06/99→08/05	←	→ 08/00; - ABS		11.0101-5407.2 260011	ATE
<b>Führungsbolzen, Bremssattel</b>							
1.8 D	43	05/98→05/99		- ABS		11.8171-0008.1 990049	ATE
1.9 D	51	06/99→08/05		→ 08/00; - ABS		11.8171-0008.1 990049	ATE
			↓				

	kw			 	! #		
<b>CITROËN - XSARA Kasten/Kombi 05/98→08/05</b>							
<b>Dichtungssatz, Bremssattel</b>							
1.8 D	43	05/98→05/99	←	- ABS		11.0441-4811.2 250024	ATE
1.9 D	51	06/99→08/05	←	→ 08/00; - ABS		11.0441-4811.2 250024	ATE
<b> Bremsschlauch</b>							
1.4	55	09/00→03/05	←	→Orga 08091	2	24.5111-0438.3 330568	L= 445
			←	Orga 08092→ Orga 09470	2	24.5111-0460.3 330603	L= 460
			←	Orga 09471→	2	24.5111-0460.3 330603	L= 460
			→			24.5228-0195.3 330469	L= 202
			→			24.5228-0245.3 330531	L= 245
1.8 D	43	05/98→05/99	←		2	24.5111-0460.3 330603	L= 460
			→	- ABS	2	24.5228-0195.3 330469	L= 202
			→	 ; + ABS		24.5228-0195.3 330469	L= 202
			→	 ; + ABS		24.5228-0245.3 330531	L= 245
1.9 D	51	06/99→08/05	←	→Orga 09470	2	24.5111-0460.3 330603	L= 460
			←	Orga 09471→	2	24.5111-0460.3 330603	L= 460
			→	 ; 09/00→		24.5228-0195.3 330469	L= 202
			→	→ 08/00; - ABS	2	24.5228-0195.3 330469	L= 202
			→	 ; → 08/00; + ABS		24.5228-0195.3 330469	L= 202
			→	 ; 09/00→		24.5228-0245.3 330531	L= 245
			→	 ; → 08/00; + ABS		24.5228-0245.3 330531	L= 245
			→			24.5228-0245.3 330531	L= 245
2.0 HDi	66	09/00→03/05	←	Orga 09471→	2	24.5111-0460.3 330603	L= 460
			←	→Orga 09470	2	24.5111-0460.3 330603	L= 460
			→			24.5228-0195.3 330469	L= 202
			→			24.5228-0245.3 330531	L= 245
<b>CITROËN - XSARA Kasten/Schrägheck 05/98→03/05</b>							
<b> Bremssattel</b>							
1.4	55	05/98→10/04	←	 ; → 08/00; + ABS		11.3481-9833.2 220561	ATE Ø 48 - Halter
						24.3481-9833.5 240479	ATE Ø 48 - Halter
			←	 ; → 08/00; + ABS		11.3481-9834.2 220562	ATE Ø 48 - Halter
						24.3481-9834.5 240480	ATE Ø 48 - Halter
			←	 ; → 08/00; - ABS		24.3481-1741.5 240245	BOS Ø 48 - Halter
						24.3481-1742.5 240246	BOS Ø 48 - Halter
1.4 LPG	55	06/99→08/00	←	 ; + ABS		11.3481-9833.2 220561	ATE Ø 48 - Halter
						24.3481-9833.5 240479	ATE Ø 48 - Halter
			←	 ; + ABS		11.3481-9834.2 220562	ATE Ø 48 - Halter
						24.3481-9834.5 240480	ATE Ø 48 - Halter
1.8 D	43	05/98→05/99	←			11.3481-9833.2 220561	ATE Ø 48 - Halter
						24.3481-9833.5 240479	ATE Ø 48 - Halter
1.9 D	65	05/98→08/00	←			11.3481-9834.2 220562	ATE Ø 48 - Halter
						24.3481-9834.5 240480	ATE Ø 48 - Halter
1.9 D	51	06/99→03/05	←	 ; → 08/00		11.3481-9833.2 220561	ATE Ø 48 - Halter
						24.3481-9833.5 240479	ATE Ø 48 - Halter
			←	 ; → 08/00		11.3481-9834.2 220562	ATE Ø 48 - Halter
						24.3481-9834.5 240480	ATE Ø 48 - Halter
1.9 D	51	06/99→03/05	←	 ; 09/00→		24.3541-1771.5 240239	BOS Ø 54 - Halter
						24.3541-1772.5 240240	BOS Ø 54 - Halter
2.0 HDi	66	09/00→03/05	←			24.3541-1771.5 240239	BOS Ø 54 - Halter
						24.3541-1772.5 240240	BOS Ø 54 - Halter
<b>Feder, Bremssattel</b>							
1.4	55	05/98→10/04	←	→ 08/00; + ABS	2	11.8116-0129.1 390591	ATE
↓							

	kw			 	! #		
<b>CITROËN - XSARA Kasten/Schrägheck 05/98→03/05</b>							
<b>Feder, Bremsattel</b>							
1.4 LPG	55	06/99→08/00	←	+ ABS	2	11.8116-0129.1 390591	ATE
1.8 D	43	05/98→05/99	←		2	11.8116-0129.1 390591	ATE
1.9 D	65	05/98→08/00					
1.9 D	51	06/99→03/05	←	→ 08/00	2	11.8116-0129.1 390591	ATE
<b>Führungshülzensatz, Bremsattel</b>							
1.4	55	05/98→10/04	←	→ 08/00; + ABS		11.0101-5407.2 260011	ATE
1.4 LPG	55	06/99→08/00	←	+ ABS		11.0101-5407.2 260011	ATE
1.8 D	43	05/98→05/99	←			11.0101-5407.2 260011	ATE
1.9 D	65	05/98→08/00					
1.9 D	51	06/99→03/05	←	→ 08/00		11.0101-5407.2 260011	ATE
<b>Führungsbolzen, Bremsattel</b>							
1.4	55	05/98→10/04		→ 08/00; + ABS		11.8171-0008.1 990049	ATE
1.4 LPG	55	06/99→08/00		+ ABS		11.8171-0008.1 990049	ATE
1.8 D	43	05/98→05/99				11.8171-0008.1 990049	ATE
1.9 D	65	05/98→08/00					
1.9 D	51	06/99→03/05		→ 08/00		11.8171-0008.1 990049	ATE
<b>Dichtungssatz, Bremsattel</b>							
1.4	55	05/98→10/04	←	→ 08/00; + ABS		11.0441-4811.2 250024	ATE
1.4 LPG	55	06/99→08/00	←	+ ABS		11.0441-4811.2 250024	ATE
1.8 D	43	05/98→05/99	←			11.0441-4811.2 250024	ATE
1.9 D	65	05/98→08/00					
1.9 D	51	06/99→03/05	←	→ 08/00		11.0441-4811.2 250024	ATE
<b> Bremsschlauch</b>							
1.4	55	05/98→10/04	←	→Orga 08091	2	24.5111-0438.3 330568	L= 445
			←	Orga 08092→ Orga 09470	2	24.5111-0460.3 330603	L= 460
			←	Orga 09471→	2	24.5111-0460.3 330603	L= 460
			→	☐; 09/00→		24.5228-0195.3 330469	L= 202
			→	☐; → 08/00; + ABS		24.5228-0195.3 330469	L= 202
			→	→ 08/00; - ABS	2	24.5228-0195.3 330469	L= 202
			→	☐; 09/00→		24.5228-0245.3 330531	L= 245
1.4 LPG	55	06/99→08/00	←	→Orga 08091	2	24.5111-0438.3 330568	L= 445
			←	Orga 08092→ Orga 09470	2	24.5111-0460.3 330603	L= 460
			←	Orga 09471→	2	24.5111-0460.3 330603	L= 460
			→	- ABS	2	24.5228-0195.3 330469	L= 202
			→	☐; + ABS		24.5228-0195.3 330469	L= 202
1.8 D 1.9 D	43 65	05/98→05/99 05/98→08/00	←		2	24.5111-0460.3 330603	L= 460
			→	- ABS	2	24.5228-0195.3 330469	L= 202
			→	☐; + ABS		24.5228-0195.3 330469	L= 202
1.9 D	51	06/99→03/05	←	→Orga 09470	2	24.5111-0460.3 330603	L= 460
			←	Orga 09471→	2	24.5111-0460.3 330603	L= 460
			→	☐; 09/00→		24.5228-0195.3 330469	L= 202
			→	→ 08/00; - ABS	2	24.5228-0195.3 330469	L= 202
			→	☐; → 08/00; + ABS		24.5228-0195.3 330469	L= 202
2.0 HDi	66	09/00→03/05	←	☐; 09/00→		24.5228-0245.3 330531	L= 245
			←	☐; → 08/00; + ABS		24.5228-0245.3 330531	L= 245
			←	Orga 09471→	2	24.5111-0460.3 330603	L= 460
			←	→Orga 09470	2	24.5111-0460.3 330603	L= 460
			→	☐		24.5228-0195.3 330469	L= 202
			→	☐		24.5228-0245.3 330531	L= 245

	kw			 	! #		
<b>CITROËN - XSARA PICASSO (N68) 12/99→</b>							
 <b>Bremssattel</b>							
1.6	65	12/99→	←  ; 06/00→; →Orga 11340	24.3541-1757.7	220483	TRW Ø 54 - Halter	
			←  ; 06/00→; →Orga 11340	24.3541-1758.7	220484	TRW Ø 54 - Halter	
			←  ; 06/00→ 03/10; + ESP	24.3541-1761.5	240233	Ø 54 - Halter	
			←  ; 06/00→ 03/10; + ESP	24.3541-1762.5	240234	Ø 54 - Halter	
			←  ; 06/00→ 03/10; - ESP	24.3541-1771.5	240239	BOS Ø 54 - Halter	
			←  ; 06/00→ 03/10; - ESP	24.3541-1772.5	240240	BOS Ø 54 - Halter	
1.6	67	06/02→	←  ; →Orga 11340	24.3541-1757.7	220483	TRW Ø 54 - Halter	
			←  ; →Orga 11340	24.3541-1758.7	220484	TRW Ø 54 - Halter	
			←  ; → 03/10; + ESP	24.3541-1761.5	240233	Ø 54 - Halter	
			←  ; → 03/10; + ESP	24.3541-1762.5	240234	Ø 54 - Halter	
			←  ; → 03/10; - ESP	24.3541-1771.5	240239	BOS Ø 54 - Halter	
			←  ; → 03/10; - ESP	24.3541-1772.5	240240	BOS Ø 54 - Halter	
1.6	70	12/99→	←  ; 09/00→; →Orga 11340	24.3541-1757.7	220483	TRW Ø 54 - Halter	
			←  ; 09/00→; →Orga 11340	24.3541-1758.7	220484	TRW Ø 54 - Halter	
			←  ; 09/00→ 03/10; + ESP	24.3541-1761.5	240233	Ø 54 - Halter	
			←  ; 09/00→ 03/10; + ESP	24.3541-1762.5	240234	Ø 54 - Halter	
			←  ; 09/00→ 03/10; - ESP	24.3541-1771.5	240239	BOS Ø 54 - Halter	
			←  ; 09/00→ 03/10; - ESP	24.3541-1772.5	240240	BOS Ø 54 - Halter	
1.6 16V 1.6 HDi 1.6 HDi 1.8 16V	80 66 80 85	09/05→ 09/05→ 05/04→ 02/00→	←  ; →Orga 11340	24.3541-1757.7	220483	TRW Ø 54 - Halter	
			←  ; →Orga 11340	24.3541-1758.7	220484	TRW Ø 54 - Halter	
			←  ; → 03/10; + ESP	24.3541-1761.5	240233	Ø 54 - Halter	
			←  ; → 03/10; + ESP	24.3541-1762.5	240234	Ø 54 - Halter	
			←  ; → 03/10; - ESP	24.3541-1771.5	240239	BOS Ø 54 - Halter	
			←  ; → 03/10; - ESP	24.3541-1772.5	240240	BOS Ø 54 - Halter	
			→  ; → 03/10	24.3387-1711.7	220747	TRW Ø 38 - Halter	
			→  ; → 03/10	24.3387-1712.7	220748	TRW Ø 38 - Halter	
1.6 16V	81	06/05→09/06	←  ; 09/05→; →Orga 11340	24.3541-1757.7	220483	TRW Ø 54 - Halter	
			←  ; 09/05→; →Orga 11340	24.3541-1758.7	220484	TRW Ø 54 - Halter	
			←  ; 09/05→; + ESP	24.3541-1761.5	240233	Ø 54 - Halter	
			←  ; 09/05→; + ESP	24.3541-1762.5	240234	Ø 54 - Halter	
			←  ; 09/05→; - ESP	24.3541-1771.5	240239	BOS Ø 54 - Halter	
			←  ; 09/05→; - ESP	24.3541-1772.5	240240	BOS Ø 54 - Halter	
			→  ; 09/05→	24.3387-1711.7	220747	TRW Ø 38 - Halter	
			→  ; 09/05→	24.3387-1712.7	220748	TRW Ø 38 - Halter	
1.6 Chrono	74	04/01→10/04	←  ; →Orga 11340	24.3541-1757.7	220483	TRW Ø 54 - Halter	
			←  ; →Orga 11340	24.3541-1758.7	220484	TRW Ø 54 - Halter	
			←  ; + ESP	24.3541-1761.5	240233	Ø 54 - Halter	
			←  ; + ESP	24.3541-1762.5	240234	Ø 54 - Halter	
			←  ; - ESP	24.3541-1771.5	240239	BOS Ø 54 - Halter	
			←  ; - ESP	24.3541-1772.5	240240	BOS Ø 54 - Halter	
2.0 16V	100	01/03→	←  ; →Orga 11340	24.3541-1757.7	220483	TRW Ø 54 - Halter	
			←  ; →Orga 11340	24.3541-1758.7	220484	TRW Ø 54 - Halter	
			←  ; → 03/10; Automatikgetriebe	24.3541-1761.5	240233	Ø 54 - Halter	
			←  ; → 03/10; + ESP; Schaltgetriebe	24.3541-1761.5	240233	Ø 54 - Halter	
			←  ; → 03/10; + ESP; Schaltgetriebe	24.3541-1762.5	240234	Ø 54 - Halter	
			←  ; → 03/10; Automatikgetriebe	24.3541-1762.5	240234	Ø 54 - Halter	
			←  ; → 03/10; - ESP; Schaltgetriebe	24.3541-1771.5	240239	BOS Ø 54 - Halter	
			←  ; → 03/10; Automatikgetriebe	24.3541-1771.5	240239	BOS Ø 54 - Halter	
			←  ; → 03/10; - ESP; Schaltgetriebe	24.3541-1772.5	240240	BOS Ø 54 - Halter	
			←  ; → 03/10; Automatikgetriebe	24.3541-1772.5	240240	BOS Ø 54 - Halter	
			→  ; → 03/10	24.3387-1711.7	220747	TRW Ø 38 - Halter	
→  ; → 03/10	24.3387-1712.7	220748	TRW Ø 38 - Halter				
↓							

	kw			 	! #			
<b>CITROËN - XSARA PICASSO (N68) 12/99→</b>								
 <b>Bremssattel</b>								
2.0 16V	101	12/99→11/11	←	☐; 01/03→; →Orga 11340	24.3541-1757.7	220483	TRW Ø 54 - Halter	
			←	☐; 01/03→; →Orga 11340	24.3541-1758.7	220484	TRW Ø 54 - Halter	
			←	☐; 01/03→ 03/10; Automatikgetriebe	24.3541-1761.5	240233	Ø 54 - Halter	
			←	☐; 01/03→ 03/10; + ESP; Schaltgetriebe	24.3541-1761.5	240233	Ø 54 - Halter	
			←	☐; 01/03→ 03/10; + ESP; Schaltgetriebe	24.3541-1762.5	240234	Ø 54 - Halter	
			←	☐; 01/03→ 03/10; Automatikgetriebe	24.3541-1762.5	240234	Ø 54 - Halter	
			←	☐; 01/03→ 03/10; - ESP; Schaltgetriebe	24.3541-1771.5	240239	BOS Ø 54 - Halter	
			←	☐; 01/03→ 03/10; Automatikgetriebe	24.3541-1771.5	240239	BOS Ø 54 - Halter	
			←	☐; 01/03→ 03/10; Automatikgetriebe	24.3541-1772.5	240240	BOS Ø 54 - Halter	
			←	☐; 01/03→ 03/10; - ESP; Schaltgetriebe	24.3541-1772.5	240240	BOS Ø 54 - Halter	
			→	☐; 01/03→ 03/10	24.3387-1711.7	220747	TRW Ø 38 - Halter	
			→	☐; 01/03→ 03/10	24.3387-1712.7	220748	TRW Ø 38 - Halter	
2.0 HDi 2.0 HDi	66 80	12/99→ 12/99→	←	☐; 06/00→; →Orga 11340	24.3541-1757.7	220483	TRW Ø 54 - Halter	
			←	☐; 06/00→; →Orga 11340	24.3541-1758.7	220484	TRW Ø 54 - Halter	
			←	☐; 06/00→ 03/10; + ESP	24.3541-1761.5	240233	Ø 54 - Halter	
			←	☐; 06/00→ 03/10; + ESP	24.3541-1762.5	240234	Ø 54 - Halter	
			←	☐; 06/00→ 03/10; - ESP	24.3541-1771.5	240239	BOS Ø 54 - Halter	
			←	☐; 06/00→ 03/10; - ESP	24.3541-1772.5	240240	BOS Ø 54 - Halter	
			→	☐; 06/00→ 03/10	24.3387-1711.7	220747	TRW Ø 38 - Halter	
			→	☐; 06/00→ 03/10	24.3387-1712.7	220748	TRW Ø 38 - Halter	
 <b>Bremsschlauch</b>								
1.6 2.0 HDi 2.0 HDi	65 66 80	12/99→ 12/99→ 12/99→	←	06/00→ 03/10; - ESP	2	24.5111-0438.3	330568	L= 445
			←	06/00→ 03/10; + ESP	2	24.5111-0460.3	330603	L= 460
			→	06/00→; →Orga 09526	2	24.5229-0255.3	330581	L= 255
			→	Orga 09527→; → 03/10	2	24.5246-0260.3	330782	L= 260
1.6 1.8 16V	67 85	06/02→ 02/00→	←	→ 03/10; - ESP	2	24.5111-0438.3	330568	L= 445
			←	→ 03/10; + ESP	2	24.5111-0460.3	330603	L= 460
			→	→Orga 09526	2	24.5229-0255.3	330581	L= 255
			→	Orga 09527→; → 03/10	2	24.5246-0260.3	330782	L= 260
1.6	70	12/99→	←	09/00→ 03/10; - ESP	2	24.5111-0438.3	330568	L= 445
			←	09/00→ 03/10; + ESP	2	24.5111-0460.3	330603	L= 460
			→	09/00→; →Orga 09526	2	24.5229-0255.3	330581	L= 255
			→	Orga 09527→; → 03/10	2	24.5246-0260.3	330782	L= 260
1.6 16V 1.6 HDi 1.6 HDi 2.0 16V	80 66 80 100	09/05→ 09/05→ 05/04→ 01/03→	←	→ 03/10; - ESP	2	24.5111-0438.3	330568	L= 445
			←	→ 03/10; + ESP	2	24.5111-0460.3	330603	L= 460
			→	→ 03/10	2	24.5246-0260.3	330782	L= 260
			→	→ 03/10	2	24.5246-0260.3	330782	L= 260
1.6 16V	81	06/05→09/06	←	09/05→; - ESP	2	24.5111-0438.3	330568	L= 445
			←	09/05→; + ESP	2	24.5111-0460.3	330603	L= 460
			→	09/05→	2	24.5246-0260.3	330782	L= 260
1.6 Chrono	74	04/01→10/04	←	- ESP	2	24.5111-0438.3	330568	L= 445
			←	+ ESP	2	24.5111-0460.3	330603	L= 460
			→	→Orga 09526	2	24.5229-0255.3	330581	L= 255
			→	Orga 09527→	2	24.5246-0260.3	330782	L= 260
2.0 16V	101	12/99→11/11	←	01/03→ 03/10; - ESP	2	24.5111-0438.3	330568	L= 445
			←	01/03→ 03/10; + ESP	2	24.5111-0460.3	330603	L= 460
			→	01/03→ 03/10	2	24.5246-0260.3	330782	L= 260
<b>CITROËN - ZX (N2) 03/91→07/99</b>								
 <b>Bremssattel</b>								
1.6	66	07/94→10/97	←	☐; → 06/97; + ABS	24.3481-1615.5	240031	TRW Ø 48 - Halter	
			←	☐; → 06/97; + ABS	24.3481-1616.5	240032	TRW Ø 48 - Halter	
1.6 i ↓	65	03/91→06/97	←	☐; + ABS	24.3481-1615.5	240031	TRW Ø 48 - Halter	

	kw			 	! #		
<b>CITROËN - ZX (N2) 03/91→07/99</b>							
<b> Bremssattel</b>							
1.6 i	65	03/91→06/97	←	☐; + ABS		24.3481-1616.5 240032	TRW Ø 48 - Halter
1.8	76	07/94→10/97	←	☐; → 06/97		24.3481-1615.5 240031	TRW Ø 48 - Halter
1.8	82	04/96→10/97					
1.9 DT	65	07/94→10/97	←	☐; → 06/97		24.3481-1616.5 240032	TRW Ø 48 - Halter
2.0	90	07/94→10/97					
1.8 D	44	06/93→06/97	←	☐; →Orga 06049		24.3481-1610.7 220198	TRW Ø 48 + Halter
1.9 D	47	03/91→06/97					
1.8 i	74	07/92→06/97	←	☐		24.3481-1615.5 240031	TRW Ø 48 - Halter
1.8 i 16V	81	01/96→06/97					
1.9	93	03/91→06/97	←	☐		24.3481-1616.5 240032	TRW Ø 48 - Halter
1.9 i	88	03/91→06/97					
1.9 TD	66	07/92→06/97					
2.0 i	89	07/92→06/97					
<b>Zubehörsatz, Bremssattel</b>							
1.6	66	07/94→10/97		→ 06/97; + ABS		24.0101-4806.2 260052	TRW
1.6 i	65	03/91→06/97		+ ABS		24.0101-4806.2 260052	TRW
1.8	76	07/94→10/97		→ 06/97		24.0101-4806.2 260052	TRW
1.8	82	04/96→10/97					
1.9 DT	65	07/94→10/97					
2.0	90	07/94→10/97					
1.8 i	74	07/92→06/97				24.0101-4806.2 260052	TRW
1.8 i 16V	81	01/96→06/97					
1.9	93	03/91→06/97					
1.9 i	88	03/91→06/97					
1.9 TD	66	07/92→06/97					
2.0 i	89	07/92→06/97					
<b> Bremsschlauch</b>							
1.1	44	03/91→06/97	←		2	24.5111-0425.3 330278	L= 425
			→	☐; Orga 06749→		24.5228-0195.3 330469	L= 202
			→	→Orga 09748	2	24.5228-0195.3 330469	L= 202
			→	☐; Orga 06749→		24.5228-0245.3 330531	L= 245
1.4	55	03/91→06/97	←		2	24.5111-0425.3 330278	L= 425
1.4 i	55	03/91→06/97					
1.6 i	65	03/91→06/97	→	☐; Orga 06749→		24.5228-0195.3 330469	L= 202
1.8 D	44	06/93→06/97	→	→Orga 06748	2	24.5228-0195.3 330469	L= 202
1.8 i	74	07/92→06/97	→	☐; Orga 06749→		24.5228-0245.3 330531	L= 245
1.9 D	47	03/91→06/97					
1.4 D	37	07/94→10/97	←	→ 06/97	2	24.5111-0425.3 330278	L= 425
1.6	66	07/94→10/97	→	☐; Orga 06749→; → 06/97		24.5228-0195.3 330469	L= 202
1.8	76	07/94→10/97	→	→Orga 06748	2	24.5228-0195.3 330469	L= 202
			→	☐; Orga 06749→; → 06/97		24.5228-0245.3 330531	L= 245
1.8	82	04/96→10/97	←	→ 06/97; - ABS	2	24.5111-0425.3 330278	L= 425
			←	→ 06/97; + ABS	2	24.5111-0438.3 330568	L= 445
			→	☐; → 06/97		24.5228-0195.3 330469	L= 202
			→	☐; → 06/97		24.5228-0245.3 330531	L= 245
1.8 i 16V	81	01/96→06/97	←	- ABS	2	24.5111-0425.3 330278	L= 425
			←	+ ABS	2	24.5111-0438.3 330568	L= 445
			→	☐		24.5228-0195.3 330469	L= 202
			→	☐		24.5228-0245.3 330531	L= 245
1.9	93	03/91→06/97	←	Orga 06749→; - ABS	2	24.5111-0425.3 330278	L= 425
1.9 i	88	03/91→06/97	←	→Orga 06748	2	24.5111-0425.3 330278	L= 425
2.0 i	89	07/92→06/97	←	Orga 06749→; + ABS	2	24.5111-0438.3 330568	L= 445
			→	→Orga 06748; + ABS	2	24.5112-0155.3 330507	L= 155
						24.5228-0195.3 330469	L= 202
			→	- ABS	2	24.5112-0155.3 330507	L= 155
						24.5228-0195.3 330469	L= 202
			→	☐; Orga 06749→; + ABS		24.5228-0195.3 330469	L= 202
			→	☐; Orga 06749→; + ABS		24.5228-0245.3 330531	L= 245
1.9 D	50	07/93→06/97	←	06/94→	2	24.5111-0425.3 330278	L= 425
			→	☐; Orga 06749→		24.5228-0195.3 330469	L= 202
			→	06/94→; →Orga 06748	2	24.5228-0195.3 330469	L= 202
			→	☐; Orga 06749→		24.5228-0245.3 330531	L= 245
↓							

**CITROËN - ZX (N2) 03/91→07/99**

**Bremsschlauch**

1.9 DT	65	07/94→10/97	←	Orga 06749→; → 06/97; - ABS	2	24.5111-0425.3	330278	L= 425
			←	→Orga 06748	2	24.5111-0425.3	330278	L= 425
			←	Orga 06749→; → 06/97; + ABS	2	24.5111-0438.3	330568	L= 445
			→	→Orga 09748; + ABS	2	24.5112-0155.3	330507	L= 155
						24.5228-0195.3	330469	L= 202
			→	→ 06/97; - ABS	2	24.5112-0155.3	330507	L= 155
						24.5228-0195.3	330469	L= 202
			☐; Orga 06749→; → 06/97; + ABS		24.5228-0195.3	330469	L= 202	
			☐; Orga 06749→; → 06/97; + ABS		24.5228-0245.3	330531	L= 245	
1.9 TD	66	07/92→06/97	←	Orga 06749→; - ABS	2	24.5111-0425.3	330278	L= 425
			←	→Orga 06748	2	24.5111-0425.3	330278	L= 425
			←	Orga 06749→; + ABS	2	24.5111-0438.3	330568	L= 445
			→	→Orga 09748; + ABS	2	24.5112-0155.3	330507	L= 155
						24.5228-0195.3	330469	L= 202
			→	- ABS	2	24.5112-0155.3	330507	L= 155
						24.5228-0195.3	330469	L= 202
			☐; Orga 06749→; + ABS		24.5228-0195.3	330469	L= 202	
			☐; Orga 06749→; + ABS		24.5228-0245.3	330531	L= 245	
2.0	90	07/94→10/97	←	Orga 06749→; → 06/97; - ABS	2	24.5111-0425.3	330278	L= 425
			←	→Orga 06748	2	24.5111-0425.3	330278	L= 425
			←	Orga 06749→; → 06/97; + ABS	2	24.5111-0438.3	330568	L= 445
			→	→Orga 06748; + ABS	2	24.5112-0155.3	330507	L= 155
						24.5228-0195.3	330469	L= 202
			→	→ 06/97; - ABS	2	24.5112-0155.3	330507	L= 155
						24.5228-0195.3	330469	L= 202
			☐; Orga 06749→; → 06/97; + ABS		24.5228-0195.3	330469	L= 202	
			☐; Orga 06749→; → 06/97; + ABS		24.5228-0245.3	330531	L= 245	
2.0 2.0 i 16V	122	09/96→10/97	←		2	24.5111-0460.3	330603	L= 460
	120	05/96→06/97	→	☐		24.5228-0195.3	330469	L= 202
			→	☐		24.5228-0245.3	330531	L= 245
2.0 i 16V	110	06/94→06/97	←		2	24.5111-0438.3	330568	L= 445
			→	→Orga 06748; + ABS	2	24.5112-0155.3	330507	L= 155
						24.5228-0195.3	330469	L= 202
			→	- ABS	2	24.5112-0155.3	330507	L= 155
						24.5228-0195.3	330469	L= 202
			☐; Orga 06749→; + ABS		24.5228-0195.3	330469	L= 202	
			☐; Orga 06749→; + ABS		24.5228-0245.3	330531	L= 245	
2.0 i 16V	114	07/92→10/97	←		2	24.5111-0438.3	330568	L= 445
			→		2	24.5112-0155.3	330507	L= 155
						24.5228-0195.3	330469	L= 202











**CITROËN - ZX Break (N2) 10/93→07/99**

**Bremssattel**
































1.6 i	65	10/93→10/97	←	☐; + ABS		24.3481-1615.5	240031	TRW Ø 48 - Halter
			←	☐; + ABS		24.3481-1616.5	240032	TRW Ø 48 - Halter
1.8 D	44	10/93→10/97	←	☐		24.3481-1615.5	240031	TRW Ø 48 - Halter
1.8 i	74	10/93→10/97						
1.8 i 16V	81	01/96→02/98	←	☐		24.3481-1616.5	240032	TRW Ø 48 - Halter
1.9 D	47	10/93→10/97						
1.9 D	50	06/94→10/97						
1.9 TD	66	10/93→10/97						








**Zubehörsatz, Bremssattel**








1.6 i	65	10/93→10/97		+ ABS		24.0101-4806.2	260052	TRW
1.8 D	44	10/93→10/97				24.0101-4806.2	260052	TRW
1.8 i	74	10/93→10/97						
1.8 i 16V	81	01/96→02/98						
1.9 D	47	10/93→10/97						
1.9 D	50	06/94→10/97						
1.9 TD	66	10/93→10/97						













	kw			 	! #		
<b>CITROËN - ZX Break (N2) 10/93→07/99</b>							
 <b>Bremsschlauch</b>							
1.4 i	55	10/93→10/97	←		2	24.5111-0425.3 330278	L= 425
1.5 D	42	06/96→02/98	→	☐		24.5228-0195.3 330469	L= 202
1.6 i	65	10/93→10/97	→	☐		24.5228-0245.3 330531	L= 245
1.8 D	44	10/93→10/97	→	☐		24.5228-0245.3 330531	L= 245
1.8 i	74	10/93→10/97	→	☐		24.5228-0245.3 330531	L= 245
1.9 D	47	10/93→10/97	→	☐		24.5228-0245.3 330531	L= 245
1.9 D	50	06/94→10/97	→	☐		24.5228-0245.3 330531	L= 245
1.8 i 16V	81	01/96→02/98	←	- ABS	2	24.5111-0425.3 330278	L= 425
			←	+ ABS	2	24.5111-0438.3 330568	L= 445
			→	☐		24.5228-0195.3 330469	L= 202
			→	☐		24.5228-0245.3 330531	L= 245
1.9 TD	66	10/93→10/97	←	Orga 06749→; - ABS	2	24.5111-0425.3 330278	L= 425
			←	→Orga 06748	2	24.5111-0425.3 330278	L= 425
			←	Orga 06749→; + ABS	2	24.5111-0438.3 330568	L= 445
			→	☐		24.5228-0195.3 330469	L= 202
			→	☐		24.5228-0245.3 330531	L= 245
			→	☐		24.5228-0245.3 330531	L= 245
<b>DACIA - DOKKER 11/12→</b>							
 <b>Bremssattel</b>							
1.2 TCe	85	11/12→	←	☐		11.9541-9950.2 220843	ATE Ø 54 - Halter
			←	☐		11.9541-9951.2 220844	ATE Ø 54 - Halter
1.5 dCi	55	11/12→	←	☐; + ESP		11.9541-9950.2 220843	ATE Ø 54 - Halter
1.5 dCi	66	11/12→	←	☐; + ESP		11.9541-9951.2 220844	ATE Ø 54 - Halter
1.6	61	11/12→	←	☐; + ESP		11.9541-9951.2 220844	ATE Ø 54 - Halter
1.6	75	04/15→	←	☐; - ESP		24.3541-1849.5 240707	TRW Ø 54 - Halter
1.6 LPG	61	11/13→	←	☐; - ESP		24.3541-1850.5 240708	TRW Ø 54 - Halter
1.6 LPG	75	04/15→	←	☐; - ESP		24.3541-1850.5 240708	TRW Ø 54 - Halter
<b>Halter, Bremssattel</b>							
1.2 TCe	85	11/12→	←			11.8170-0002.1 260110	ATE
1.5 dCi	55	11/12→	←	+ ESP		11.8170-0002.1 260110	ATE
1.5 dCi	66	11/12→	←			11.8170-0002.1 260110	ATE
1.6	61	11/12→	←			11.8170-0002.1 260110	ATE
1.6	75	04/15→	←			11.8170-0002.1 260110	ATE
1.6 LPG	61	11/13→	←			11.8170-0002.1 260110	ATE
1.6 LPG	75	04/15→	←			11.8170-0002.1 260110	ATE
<b>Feder, Bremssattel</b>							
1.2 TCe	85	11/12→			2	11.8116-0356.1 390586	ATE
1.5 dCi	55	11/12→		+ ESP	2	11.8116-0356.1 390586	ATE
1.5 dCi	66	11/12→				11.8116-0356.1 390586	ATE
1.6	61	11/12→				11.8116-0356.1 390586	ATE
1.6	75	04/15→				11.8116-0356.1 390586	ATE
1.6 LPG	61	11/13→				11.8116-0356.1 390586	ATE
1.6 LPG	75	04/15→				11.8116-0356.1 390586	ATE
<b>Zubehörsatz, Bremssattel</b>							
1.5 dCi	55	11/12→	←	- ESP		24.0101-5407.2 260140	
1.5 dCi	66	11/12→	←			24.0101-5407.2 260140	
1.6	61	11/12→	←			24.0101-5407.2 260140	
1.6	75	04/15→	←			24.0101-5407.2 260140	
1.6 LPG	61	11/13→	←			24.0101-5407.2 260140	
1.6 LPG	75	04/15→	←			24.0101-5407.2 260140	
<b>DACIA - DOKKER Express 12/12→</b>							
 <b>Bremssattel</b>							
1.2 TCe 115	84	12/12→	←	☐		11.9541-9950.2 220843	ATE Ø 54 - Halter
1.2 TCe 115	85	07/15→	←	☐		11.9541-9951.2 220844	ATE Ø 54 - Halter
1.5 dCi	55	12/12→	←	☐; - ESP; für erhöhte Nutzlast		11.9541-9950.2 220843	ATE Ø 54 - Halter
1.5 dCi	66	12/12→	←	☐; + ESP		11.9541-9950.2 220843	ATE Ø 54 - Halter
1.6	61	12/12→	←	☐; + ESP		11.9541-9950.2 220843	ATE Ø 54 - Halter
1.6	75	04/15→	←	☐; + ESP		11.9541-9951.2 220844	ATE Ø 54 - Halter
1.6 LPG	61	11/13→	←	☐; - ESP; für erhöhte Nutzlast		11.9541-9951.2 220844	ATE Ø 54 - Halter
1.6 LPG	75	04/15→	←	☐; - ESP; für erhöhte Nutzlast		11.9541-9951.2 220844	ATE Ø 54 - Halter
			←	☐; - ESP; nicht für erhöhte Nutzlast		24.3541-1849.5 240707	TRW Ø 54 - Halter
			←	☐; - ESP; nicht für erhöhte Nutzlast		24.3541-1850.5 240708	TRW Ø 54 - Halter
<b>Halter, Bremssattel</b>							
1.2 TCe 115	84	12/12→	←			11.8170-0002.1 260110	ATE
↓							



	kw			 	! #		
<b>DACIA - DOKKER Express 12/12→</b>							
<b>Halter, Bremssattel</b>							
1.2 TCe 115	85	07/15→	←			11.8170-0002.1 260110	ATE
1.5 dCi	55	12/12→	←	+ ESP		11.8170-0002.1 260110	ATE
1.5 dCi	66	12/12→	←	- ESP; für erhöhte Nutzlast		11.8170-0002.1 260110	ATE
1.6	61	12/12→					
1.6	75	04/15→					
1.6 LPG	61	11/13→					
1.6 LPG	75	04/15→					
<b>Feder, Bremssattel</b>							
1.2 TCe 115	84	12/12→			2	11.8116-0356.1 390586	ATE
1.2 TCe 115	85	07/15→					
1.5 dCi	55	12/12→		+ ESP	2	11.8116-0356.1 390586	ATE
1.5 dCi	66	12/12→		- ESP; für erhöhte Nutzlast	2	11.8116-0356.1 390586	ATE
1.6	61	12/12→					
1.6	75	04/15→					
1.6 LPG	61	11/13→					
1.6 LPG	75	04/15→					
<b>DACIA - DUSTER 04/10→</b>							
<b> Bremssattel</b>							
1.2 TCe 125	92	10/13→	←			11.9541-9950.2 220843	ATE Ø 54 - Halter
1.2 TCe 125 4x4	92	06/15→	←			11.9541-9951.2 220844	ATE Ø 54 - Halter
1.5 dCi 4x4	66	10/10→	←			11.9541-9951.2 220844	ATE Ø 54 - Halter
1.5 dCi	63	04/10→	←	 ; + ABS		11.9541-9950.2 220843	ATE Ø 54 - Halter
1.5 dCi	66	10/10→	←			11.9541-9951.2 220844	ATE Ø 54 - Halter
1.5 dCi	79	06/10→	←	 ; + ABS		11.9541-9951.2 220844	ATE Ø 54 - Halter
1.5 dCi 4x4	79	06/10→	←	 ; - ABS		24.3541-1849.5 240707	TRW Ø 54 - Halter
1.5 dCi 4x4	80	08/13→	←			24.3541-1850.5 240708	TRW Ø 54 - Halter
1.5 dCi 4x4	81	10/10→	←	 ; - ABS		24.3541-1850.5 240708	TRW Ø 54 - Halter
1.5 dCi	80	08/13→	←	 ; 09/13→; + ABS		11.9541-9950.2 220843	ATE Ø 54 - Halter
1.5 dCi	81	08/13→	←	 ; 09/13→; + ABS		11.9541-9951.2 220844	ATE Ø 54 - Halter
			←	 ; 09/13→; - ABS		24.3541-1849.5 240707	TRW Ø 54 - Halter
			←	 ; 09/13→; - ABS		24.3541-1850.5 240708	TRW Ø 54 - Halter
1.6 16V	77	04/10→	←	 ; + ESP		11.9541-9950.2 220843	ATE Ø 54 - Halter
1.6 16V 4x4	77	06/10→	←			11.9541-9951.2 220844	ATE Ø 54 - Halter
1.6 16V LPG	77	04/11→	←	 ; + ESP		11.9541-9951.2 220844	ATE Ø 54 - Halter
1.6 SCe 115	84	06/15→	←	 ; - ESP		24.3541-1849.5 240707	TRW Ø 54 - Halter
1.6 SCe 115 4x4	84	06/15→	←			24.3541-1850.5 240708	TRW Ø 54 - Halter
1.6 SCe 115 LPG	84	06/15→	←	 ; - ESP		24.3541-1850.5 240708	TRW Ø 54 - Halter
1.6 16V Hi-Flex	77	08/10→	←	 ; 04/11→; + ESP		11.9541-9950.2 220843	ATE Ø 54 - Halter
			←	 ; 04/11→; + ESP		11.9541-9951.2 220844	ATE Ø 54 - Halter
			←	 ; 04/11→; - ESP		24.3541-1849.5 240707	TRW Ø 54 - Halter
			←	 ; 04/11→; - ESP		24.3541-1850.5 240708	TRW Ø 54 - Halter
<b>Halter, Bremssattel</b>							
1.2 TCe 125	92	10/13→	←			11.8170-0002.1 260110	ATE
1.2 TCe 125 4x4	92	06/15→					
1.5 dCi 4x4	66	10/10→					
1.5 dCi	63	04/10→	←	+ ABS		11.8170-0002.1 260110	ATE
1.5 dCi	66	10/10→					
1.5 dCi	79	06/10→					
1.5 dCi 4x4	79	06/10→					
1.5 dCi 4x4	80	08/13→					
1.5 dCi 4x4	81	10/10→					
1.5 dCi	80	08/13→	←	09/13→; + ABS		11.8170-0002.1 260110	ATE
1.5 dCi	81	08/13→					
1.6 16V	77	04/10→	←	+ ESP		11.8170-0002.1 260110	ATE
1.6 16V 4x4	77	06/10→					
1.6 16V LPG	77	04/11→					
1.6 SCe 115	84	06/15→					
1.6 SCe 115 4x4	84	06/15→					
1.6 SCe 115 LPG	84	06/15→					
1.6 16V Hi-Flex	77	08/10→	←	04/11→; + ESP		11.8170-0002.1 260110	ATE
<b>Feder, Bremssattel</b>							
1.2 TCe 125	92	10/13→			2	11.8116-0356.1 390586	ATE
1.2 TCe 125 4x4	92	06/15→					
1.5 dCi 4x4	66	10/10→					
1.5 dCi	63	04/10→		+ ABS	2	11.8116-0356.1 390586	ATE
1.5 dCi	66	10/10→					
1.5 dCi	79	06/10→					
1.5 dCi 4x4	79	06/10→					
1.5 dCi 4x4	80	08/13→					
1.5 dCi 4x4	81	10/10→					
↓							

	kw			 	! #		
<b>DACIA - DUSTER 04/10→</b>							
<b>Feder, Bremssattel</b>							
1.5 dCi 1.5 dCi	80 81	08/13→ 08/13→		09/13→; + ABS	2	11.8116-0356.1 390586	ATE
1.6 16V 1.6 16V 4x4 1.6 16V LPG 1.6 SCe 115 1.6 SCe 115 4x4 1.6 SCe 115 LPG	77 77 77 84 84 84	04/10→ 06/10→ 04/11→ 06/15→ 06/15→ 06/15→		+ ESP	2	11.8116-0356.1 390586	ATE
1.6 16V Hi-Flex	77	08/10→		04/11→; + ESP	2	11.8116-0356.1 390586	ATE
<b>Bremsschlauch</b>							
1.2 TCe 125 4x4 1.5 dCi 1.5 dCi 1.5 dCi 4x4	92 80 81 80	06/15→ 08/13→ 08/13→ 08/13→	←		2	24.5111-0415.3 331506	L= 415
1.5 dCi 1.5 dCi 1.6 16V 1.6 16V 4x4 1.6 16V LPG 1.6 SCe 115 1.6 SCe 115 4x4 1.6 SCe 115 LPG	63 66 77 77 77 84 84 84	04/10→ 10/10→ 04/10→ 06/10→ 04/11→ 06/15→ 06/15→ 06/15→	← + ESP →		2	24.5111-0415.3 331506 24.5229-0285.3 330032	L= 415 L= 285
1.5 dCi	79	06/10→	← - ESP →		2	24.5111-0415.3 331506 24.5229-0285.3 330032	L= 415 L= 285
1.5 dCi 4x4 1.5 dCi 4x4 1.5 dCi 4x4	66 79 81	10/10→ 06/10→ 10/10→	← →		2	24.5111-0415.3 331506 24.5229-0285.3 330032	L= 415 L= 285
1.6 16V Hi-Flex	77	08/10→	← 04/11→; + ESP → 04/11→		2	24.5111-0415.3 331506 24.5229-0285.3 330032	L= 415 L= 285
<b>DACIA - DUSTER Kasten 04/11→</b>							
<b>Bremssattel</b>							
1.2 TCe 125 4x4	92	10/13→	← □; 06/15→ ← □; 06/15→			11.9541-9950.2 220843 11.9541-9951.2 220844	ATE Ø 54 - Halter
1.5 dCi	66	04/11→	← □; + ABS ← □; + ABS ← □; - ABS ← □; - ABS			11.9541-9950.2 220843 11.9541-9951.2 220844 24.3541-1849.5 240707 24.3541-1850.5 240708	ATE Ø 54 - Halter ATE Ø 54 - Halter TRW Ø 54 - Halter TRW Ø 54 - Halter
1.5 dCi	80	04/13→	← □; 09/13→; + ABS ← □; 09/13→; + ABS ← □; 09/13→; - ABS ← □; 09/13→; - ABS			11.9541-9950.2 220843 11.9541-9951.2 220844 24.3541-1849.5 240707 24.3541-1850.5 240708	ATE Ø 54 - Halter ATE Ø 54 - Halter TRW Ø 54 - Halter TRW Ø 54 - Halter
1.5 dCi 4x4	66	04/11→	← □ ← □			11.9541-9950.2 220843 11.9541-9951.2 220844	ATE Ø 54 - Halter ATE Ø 54 - Halter
1.5 dCi 4x4	80	04/13→	← □; 08/13→; + ABS ← □; 08/13→; + ABS ← □; 08/13→; - ABS ← □; 08/13→; - ABS			11.9541-9950.2 220843 11.9541-9951.2 220844 24.3541-1849.5 240707 24.3541-1850.5 240708	ATE Ø 54 - Halter ATE Ø 54 - Halter TRW Ø 54 - Halter TRW Ø 54 - Halter
1.6 16V 4x4 1.6 16V Hi-Flex 1.6 SCe 115 1.6 SCe 115 4x4	77 77 84 84	04/11→ 04/11→ 06/15→ 06/15→	← □; + ESP ← □; + ESP ← □; - ESP ← □; - ESP			11.9541-9950.2 220843 11.9541-9951.2 220844 24.3541-1849.5 240707 24.3541-1850.5 240708	ATE Ø 54 - Halter ATE Ø 54 - Halter TRW Ø 54 - Halter TRW Ø 54 - Halter
<b>Halter, Bremssattel</b>							
1.2 TCe 125 4x4	92	10/13→	← 06/15→			11.8170-0002.1 260110	ATE
1.5 dCi	66	04/11→	← + ABS			11.8170-0002.1 260110	ATE
1.5 dCi	80	04/13→	← 09/13→; + ABS			11.8170-0002.1 260110	ATE
1.5 dCi 4x4	66	04/11→	←			11.8170-0002.1 260110	ATE
1.5 dCi 4x4	80	04/13→	← 08/13→; + ABS			11.8170-0002.1 260110	ATE
1.6 16V 4x4 1.6 16V Hi-Flex 1.6 SCe 115 1.6 SCe 115 4x4	77 77 84 84	04/11→ 04/11→ 06/15→ 06/15→	← + ESP			11.8170-0002.1 260110	ATE

	kw			 	! #		
<b>DACIA - DUSTER Kasten 04/11→</b>							
<b>Feder, Bremssattel</b>							
1.2 TCe 125 4x4	92	10/13→		06/15→	2	11.8116-0356.1 390586	ATE
1.5 dCi	66	04/11→		+ ABS	2	11.8116-0356.1 390586	ATE
1.5 dCi	80	04/13→		09/13→; + ABS	2	11.8116-0356.1 390586	ATE
1.5 dCi 4x4	66	04/11→			2	11.8116-0356.1 390586	ATE
1.5 dCi 4x4	80	04/13→		08/13→; + ABS	2	11.8116-0356.1 390586	ATE
1.6 16V 4x4	77	04/11→		+ ESP	2	11.8116-0356.1 390586	ATE
1.6 16V Hi-Flex	77	04/11→					
1.6 SCe 115	84	06/15→					
1.6 SCe 115 4x4	84	06/15→					
<b>Bremsschlauch</b>							
1.2 TCe 125 4x4	92	10/13→	←	06/15→	2	24.5111-0415.3 331506	L= 415
1.5 dCi	66	04/11→	←	+ ESP	2	24.5111-0415.3 331506	L= 415
1.6 16V 4x4	77	04/11→	→		2	24.5229-0285.3 330032	L= 285
1.6 16V Hi-Flex	77	04/11→	→				
1.6 SCe 115	84	06/15→					
1.6 SCe 115 4x4	84	06/15→					
1.5 dCi	80	04/13→	←	08/13→	2	24.5111-0415.3 331506	L= 415
1.5 dCi 4x4	80	04/13→	←				
1.5 dCi 4x4	66	04/11→	←		2	24.5111-0415.3 331506	L= 415
			→		2	24.5229-0285.3 330032	L= 285
<b>DACIA - LODGY 03/12→</b>							
<b>Bremssattel</b>							
1.2 TCe	85	03/12→	←	☐		11.9541-9950.2 220843	ATE Ø 54 - Halter
1.5 dCi	79	01/13→	←	☐		11.9541-9951.2 220844	ATE Ø 54 - Halter
1.5 dCi	80	06/15→	←	☐			
1.5 dCi	81	03/12→	←	☐			
1.5 dCi	66	03/12→	←	☐; + ESP		11.9541-9950.2 220843	ATE Ø 54 - Halter
1.6	61	03/12→	←	☐; + ESP		11.9541-9951.2 220844	ATE Ø 54 - Halter
1.6 LPG	61	11/13→	←	☐; - ESP		24.3541-1849.5 240707	TRW Ø 54 - Halter
			←	☐; - ESP		24.3541-1850.5 240708	TRW Ø 54 - Halter
1.6 LPG	75	04/15→	←	☐		24.3541-1849.5 240707	TRW Ø 54 - Halter
1.6 SCe 115	75	06/15→	←	☐		24.3541-1850.5 240708	TRW Ø 54 - Halter
<b>Halter, Bremssattel</b>							
1.2 TCe	85	03/12→	←			11.8170-0002.1 260110	ATE
1.5 dCi	79	01/13→					
1.5 dCi	80	06/15→					
1.5 dCi	81	03/12→					
1.5 dCi	66	03/12→	←	+ ESP		11.8170-0002.1 260110	ATE
1.6	61	03/12→					
1.6 LPG	61	11/13→					
<b>Feder, Bremssattel</b>							
1.2 TCe	85	03/12→			2	11.8116-0356.1 390586	ATE
1.5 dCi	79	01/13→					
1.5 dCi	80	06/15→					
1.5 dCi	81	03/12→					
1.5 dCi	66	03/12→		+ ESP	2	11.8116-0356.1 390586	ATE
1.6	61	03/12→					
1.6 LPG	61	11/13→					
<b>DACIA - LOGAN (LS_) 09/04→</b>							
<b>Bremssattel</b>							
1.0 Hi-Flex (LS0R, LS1G)	56	01/11→10/12	←	☐		24.3481-1611.5 240029	TRW Ø 48 - Halter
			←	☐		24.3481-1612.5 240030	TRW Ø 48 - Halter
			←	☐; V		24.3481-1615.5 240031	TRW Ø 48 - Halter
			←	☐; V		24.3481-1616.5 240032	TRW Ø 48 - Halter
1.2 16V	55	02/06→	←	☐; → 04/13		24.3481-1611.5 240029	TRW Ø 48 - Halter
1.2 16V LPG	55	02/06→	←	☐; → 04/13		24.3481-1612.5 240030	TRW Ø 48 - Halter
1.4 (LSOA, LSOC, LSOE, LSOG)	55	09/04→	←	☐; V; → 04/13		24.3481-1615.5 240031	TRW Ø 48 - Halter
1.4 MPI LPG (LSOC)	55	02/06→	←	☐; V; → 04/13		24.3481-1616.5 240032	TRW Ø 48 - Halter
1.5 dCi (LS04)	55	05/10→	←	☐; V; → 04/13			
1.5 dCi (LS04)	65	05/10→					
1.5 dCi (LS0J, LS0Y)	48	09/05→					
1.5 dCi (LS0W)	63	09/07→					
1.6 (LSOB, LSOD, LSOF, LSOH)	64	09/04→					

	kw			 	! #			
<b>DACIA - LOGAN (LS_) 09/04→</b>								
 <b>Bremssattel</b>								
1.6 16V (LS0M)	77	02/06→	←	☐; → 04/13		24.3481-1611.5	240029	TRW Ø 48 - Halter
1.6 Bifuel	62	05/10→	←	☐; → 04/13		24.3481-1612.5	240030	TRW Ø 48 - Halter
1.6 MPI 85	62	05/10→	←	☐; V; → 04/13		24.3481-1615.5	240031	TRW Ø 48 - Halter
			←	☐; V; → 04/13		24.3481-1616.5	240032	TRW Ø 48 - Halter
1.5 dCi (LS0K)	50	01/06→	←	☐; → 04/13		24.3481-1611.5	240029	TRW Ø 48 - Halter
			←	☐; → 04/13		24.3481-1612.5	240030	TRW Ø 48 - Halter
			←	☐; 08/06→; V; → 04/13		24.3481-1615.5	240031	TRW Ø 48 - Halter
			←	☐; 08/06→; V; → 04/13		24.3481-1616.5	240032	TRW Ø 48 - Halter
1.6 16V Flexifuel	77	07/10→	←	☐; 01/11→ 04/13		24.3481-1611.5	240029	TRW Ø 48 - Halter
			←	☐; 01/11→ 04/13		24.3481-1612.5	240030	TRW Ø 48 - Halter
			←	☐; 01/11→; V; → 04/13		24.3481-1615.5	240031	TRW Ø 48 - Halter
			←	☐; 01/11→; V; → 04/13		24.3481-1616.5	240032	TRW Ø 48 - Halter
 <b>Bremsschlauch</b>								
1.0 Hi-Flex (LS0R, LS1G)	56	01/11→10/12	←		2	24.5111-0300.3	330407	L= 300
			→		2	24.5229-0285.3	330032	L= 285
1.2 16V	55	02/06→	←	→ 04/13	2	24.5111-0300.3	330407	L= 300
1.2 16V LPG	55	02/06→	→	→ 04/13	2	24.5229-0285.3	330032	L= 285
1.4 (LSOA, LSOC, LSOE, LSOG)	55	09/04→						
1.4 MPI LPG (LS0C)	55	02/06→						
1.5 dCi (LS04)	55	05/10→						
1.5 dCi (LS04)	65	05/10→						
1.5 dCi (LS0J, LS0Y)	48	09/05→						
1.5 dCi (LS0K)	50	01/06→						
1.5 dCi (LS0W)	63	09/07→						
1.6 (LSOB, LSOD, LSOE, LSOH)	64	09/04→						
1.6 16V (LS0M)	77	02/06→						
1.6 Bifuel	62	05/10→						
1.6 MPI 85	62	05/10→						
1.6 16V Flexifuel	77	07/10→	←	01/11→ 04/13	2	24.5111-0300.3	330407	L= 300
			→	01/11→ 04/13	2	24.5229-0285.3	330032	L= 285
<b>DACIA - LOGAN EXPRESS (FS_) 03/09→</b>								
 <b>Bremssattel</b>								
1.4	55	03/09→	←	☐; → 06/13; V		24.3541-1849.5	240707	TRW Ø 54 - Halter
1.5 dCi	55	05/10→	←	☐; → 06/13; V		24.3541-1850.5	240708	TRW Ø 54 - Halter
1.5 dCi	65	05/10→						
1.5 dCi (FS0K)	50	03/09→						
1.5 dCi (FS0W)	63	03/09→						
1.6	64	03/09→						
1.6 MPI 85	62	05/10→						
 <b>Bremsschlauch</b>								
1.4	55	03/09→	←	→ 06/13	2	24.5111-0310.3	331393	L= 310
1.5 dCi	55	05/10→	→	→ 06/13	2	24.5229-0285.3	330032	L= 285
1.5 dCi	65	05/10→						
1.5 dCi (FS0K)	50	03/09→						
1.5 dCi (FS0W)	63	03/09→						
1.6	64	03/09→						
1.6 MPI 85	62	05/10→						
<b>DACIA - LOGAN MCV (KS_) 02/07→</b>								
 <b>Bremssattel</b>								
1.4	55	02/07→	←	☐; → 04/13; für Bremsscheibendurchmesser [mm]: 259		24.3481-1615.5	240031	TRW Ø 48 - Halter
1.5 dCi (KS04)	55	05/10→						
1.5 dCi (KS04)	65	05/10→						
1.6	64	02/07→	←	☐; → 04/13; für Bremsscheibendurchmesser [mm]: 259		24.3481-1616.5	240032	TRW Ø 48 - Halter
1.6 MPI 85	62	05/10→						
1.5 dCi (KS0K)	50	02/07→	←	☐; → 04/13; für Bremsscheibendurchmesser [mm]: 259		24.3481-1615.5	240031	TRW Ø 48 - Halter
			←	☐; → 04/13; für Bremsscheibendurchmesser [mm]: 259		24.3481-1616.5	240032	TRW Ø 48 - Halter
↓								

**DACIA - LOGAN MCV (KS\_) 02/07→**

**Bremssattel**

1.5 dCi (KS0K)	50	02/07→	←	☐; 12/08→; für Bremsscheibendurchmesser [mm]: 260; → 04/13	24.3541-1849.5	240707	TRW Ø 54 - Halter
			←	☐; 12/08→; für Bremsscheibendurchmesser [mm]: 260; → 04/13			
1.6 16V	77	02/07→	←	☐; 12/08→; für Bremsscheibendurchmesser [mm]: 260; → 04/13	24.3541-1849.5	240707	TRW Ø 54 - Halter
			←	☐; 12/08→; für Bremsscheibendurchmesser [mm]: 260; → 04/13			
1.6 16V Hi-Flex	77	11/09→	←	☐; für Bremsscheibendurchmesser [mm]: 260; → 04/13	24.3541-1849.5	240707	TRW Ø 54 - Halter
			←	☐; für Bremsscheibendurchmesser [mm]: 260; → 04/13			

**Bremsschlauch**

1.4	55	02/07→	←	→ 04/13	2	24.5111-0300.3	330407	L= 300
1.5 dCi (KS04)	55	05/10→	→	→ 04/13				
1.5 dCi (KS04)	65	05/10→	→	→ 04/13	2	24.5229-0285.3	330032	L= 285
1.5 dCi (KS0K)	50	02/07→						
1.5 dCi (KS0W)	63	09/07→						
1.6	64	02/07→						
1.6 16V	77	02/07→						
1.6 16V Hi-Flex	77	11/09→						
1.6 Bifuel	62	05/10→						
1.6 Bifuel	64	11/08→						
1.6 MPI 85	62	05/10→						

**DACIA - LOGAN MCV II 02/13→**

**Feder, Bremssattel**

1.0 SCe 75	54	12/16→			2	11.8116-0264.1	390594	ATE
1.2	54	05/15→						
1.2	55	02/13→						
1.2 LPG	55	02/13→						
1.5 dCi	55	02/13→						
1.5 dCi	63	02/13→						
1.5 dCi	66	02/13→						
1.6	62	06/13→						
TCe 90	66	02/13→						
TCe 90 LPG	66	09/15→						

**DACIA - LOGAN Pick-up (US\_) 03/08→**












**Bremssattel**
























































1.4	55	01/09→	←	☐; → 06/13	24.3541-1849.5	240707	TRW Ø 54 - Halter
1.5 dCi	55	05/10→	←	☐; → 06/13			
1.5 dCi	65	05/10→	←	☐; → 06/13	24.3541-1850.5	240708	TRW Ø 54 - Halter
1.6 Bifuel	62	05/10→					
1.6 MPI 85	62	05/10→					
1.5 dCi (US00, US0J, US0Y)	48	04/08→12/12	←	☐; 12/08→	24.3541-1849.5	240707	TRW Ø 54 - Halter
			←	☐; 12/08→			
1.5 dCi (US0K)	50	03/08→	←	☐; 12/08→ 06/13	24.3541-1849.5	240707	TRW Ø 54 - Halter
1.5 dCi (US0W)	63	03/08→	←	☐; 12/08→ 06/13			
1.6	64	03/08→	←	☐; 12/08→ 06/13	24.3541-1850.5	240708	TRW Ø 54 - Halter
1.6 16V (US1Y)	77	01/10→08/13	←	☐			
			←	☐	24.3541-1849.5	240707	TRW Ø 54 - Halter
			←	☐			
			←	☐	24.3541-1850.5	240708	TRW Ø 54 - Halter
			←	☐			















**Bremsschlauch**

1.4	55	01/09→	←	→ 06/13	2	24.5111-0310.3	331393	L= 310
1.5 dCi	55	05/10→	→	→ 06/13				
1.5 dCi	65	05/10→	→	→ 06/13	2	24.5229-0285.3	330032	L= 285
1.6 Bifuel	62	05/10→						
1.6 MPI 85	62	05/10→						
1.5 dCi (US00, US0J, US0Y)	48	04/08→12/12	←	→ 11/08	2	24.5111-0300.3	330407	L= 300
			←	12/08→				
			→					
1.5 dCi (US0K)	50	03/08→	←	→ 11/08	2	24.5111-0300.3	330407	L= 300
1.5 dCi (US0W)	63	03/08→	←	12/08→ 06/13				
1.6	64	03/08→	→	→ 06/13	2	24.5229-0285.3	330032	L= 285
			→	→ 06/13				























↓								
---	--	--	--	--	--	--	--	--















	kw			 	! #		
<b>DACIA - LOGAN Pick-up (US_) 03/08→</b>							
 <b>Bremsschlauch</b>							
1.6 16V (US1Y)	77	01/10→08/13	←		2	24.5111-0310.3 331393	L= 310
			→		2	24.5229-0285.3 330032	L= 285
<b>DACIA - SANDERO 06/08→</b>							
 <b>Bremssattel</b>							
1.0 Hi-Flex	56	01/11→12/12	←	☐		24.3481-1611.5 240029	TRW Ø 48 - Halter
1.6 Hi-Flex (BS1H)	64	06/08→12/12	←	☐		24.3481-1612.5 240030	TRW Ø 48 - Halter
1.6 LPG	62	05/10→10/12	←	☐			
1.2 16V	55	11/08→	←	☐; → 02/13		24.3481-1611.5 240029	TRW Ø 48 - Halter
1.2 16V LPG	55	11/08→	←	☐; → 02/13		24.3481-1612.5 240030	TRW Ø 48 - Halter
1.5 dCi	55	05/10→	←	☐; → 02/13; V		24.3481-1615.5 240031	TRW Ø 48 - Halter
1.5 dCi	65	05/10→	←	☐; → 02/13; V		24.3481-1616.5 240032	TRW Ø 48 - Halter
1.6 16V	77	07/11→	←	☐; → 02/13; V			
1.6 16V Bifuel	77	01/11→	←	☐; → 02/13; V			
1.6 MPI 85	62	05/10→	←	☐; → 02/13		24.3481-1611.5 240029	TRW Ø 48 - Halter
1.4	55	06/08→	←	☐; → 02/13		24.3481-1612.5 240030	TRW Ø 48 - Halter
1.4 MPI LPG	53	01/09→	←	☐; → 02/13			
1.5 dCi	48	11/08→	←	☐; → 02/13			
1.5 dCi	50	11/08→	←	☐; → 02/13			
1.6	64	06/08→	←	☐; → 02/13			
1.6 LPG (BS03)	60	01/11→12/12	←	☐; → 10/12		24.3481-1611.5 240029	TRW Ø 48 - Halter
			←	☐; → 10/12		24.3481-1612.5 240030	TRW Ø 48 - Halter
 <b>Bremsschlauch</b>							
1.0 Hi-Flex	56	01/11→12/12	←		2	24.5111-0300.3 330407	L= 300
1.6 Hi-Flex (BS1H)	64	06/08→12/12	←		2	24.5229-0285.3 330032	L= 285
1.6 LPG	62	05/10→10/12	→		2		
1.2 16V	55	11/08→	←	→ 02/13	2	24.5111-0300.3 330407	L= 300
1.2 16V LPG	55	11/08→	←	→ 02/13	2	24.5229-0285.3 330032	L= 285
1.4	55	06/08→	→	→ 02/13			
1.4 MPI LPG	53	01/09→					
1.5 dCi	48	11/08→					
1.5 dCi	50	11/08→					
1.5 dCi	55	05/10→					
1.5 dCi	63	11/08→					
1.5 dCi	65	05/10→					
1.6	64	06/08→					
1.6 16V	77	07/11→					
1.6 16V Bifuel	77	01/11→					
1.6 MPI 85	62	05/10→					
1.6 LPG (BS03)	60	01/11→12/12	←	→ 10/12	2	24.5111-0300.3 330407	L= 300
			→	→ 10/12	2	24.5229-0285.3 330032	L= 285
<b>DAEWOO - ESPERO (KLEJ) 10/91→09/99</b>							
 <b>Bremssattel</b>							
1.5	55	10/97→08/99	←	☐; → 06/99		24.3521-1701.5 240001	ATE Ø 52 - Halter
1.8	66	02/95→09/99	←	☐; → 06/99		24.3521-1702.5 240002	ATE Ø 52 - Halter
1.5 16V	66	02/95→06/99	←	☐		24.3521-1701.5 240001	ATE Ø 52 - Halter
1.8	70	02/95→06/99	←	☐		24.3521-1702.5 240002	ATE Ø 52 - Halter
2.0	77	02/95→06/99	←	☐			
<b>Führungshülzensatz, Bremssattel</b>							
1.5	55	10/97→08/99	←	→ 06/99		11.0101-5407.2 260011	ATE
1.8	66	02/95→09/99	←				
1.5 16V	66	02/95→06/99	←			11.0101-5407.2 260011	ATE
1.8	70	02/95→06/99	←				
2.0	77	02/95→06/99	←				
<b>Führungsbolzen, Bremssattel</b>							
1.5	55	10/97→08/99		→ 06/99		11.8171-0008.1 990049	ATE
1.8	66	02/95→09/99					
1.5 16V	66	02/95→06/99				11.8171-0008.1 990049	ATE
1.8	70	02/95→06/99					
2.0	77	02/95→06/99					
<b>Dichtungssatz, Bremssattel</b>							
1.5	55	10/97→08/99	←	→ 06/99		11.0441-5202.2 250026	ATE
1.8	66	02/95→09/99	←				
1.5 16V	66	02/95→06/99	←			11.0441-5202.2 250026	ATE
1.8	70	02/95→06/99	←				
2.0	77	02/95→06/99	←				












	kw			 	! #		
<b>DAEWOO - GENTRA Stufenheck 06/13→</b>							
 <b>Bremssattel</b>							
1.5	79	06/13→	 		24.3541-1859.5	240735	Ø 54 - Halter
			 		24.3541-1860.5	240736	Ø 54 - Halter
<b>DAEWOO - KALOS (KLAS) 09/02→</b>							
 <b>Bremsschlauch</b>							
1.2	53	04/03→	 → 02/05	2	24.5286-0342.3	331138	L= 341
1.4	61	09/02→	 → 02/05	2	24.5247-0205.3	331094	L= 205
1.4 16V	69	04/03→					
1.5	62	11/02→12/04	 	2	24.5286-0342.3	331138	L= 341
				2	24.5247-0205.3	331094	L= 205
<b>DAEWOO - KALOS Stufenheck (KLAS) 11/02→12/04</b>							
 <b>Bremsschlauch</b>							
1.4	61	11/02→12/04		2	24.5286-0342.3	331138	L= 341
1.4	69	05/03→12/04					
1.5	62	11/02→12/04		2	24.5247-0205.3	331094	L= 205
<b>DAEWOO - LACETTI Schrägheck (KLAN) 02/02→</b>							
 <b>Bremssattel</b>							
1.4	69	06/02→12/04	 		24.3541-1859.5	240735	Ø 54 - Halter
			 		24.3541-1860.5	240736	Ø 54 - Halter
1.4	70	02/04→	  ; → 02/05		24.3541-1859.5	240735	Ø 54 - Halter
1.6	80	02/04→					
1.8	90	02/04→	  ; → 02/05		24.3541-1860.5	240736	Ø 54 - Halter
<b>DAEWOO - LACETTI Stufenheck 06/99→07/03</b>							
 <b>Bremssattel</b>							
1.6	78	06/99→07/03	  ; 06/02→		24.3541-1859.5	240735	Ø 54 - Halter
			  ; 06/02→		24.3541-1860.5	240736	Ø 54 - Halter
<b>DAEWOO - LACETTI Stufenheck (J200) 06/02→12/04</b>							
 <b>Bremssattel</b>							
1.8	89	06/02→12/04	  ; 02/04→		24.3541-1859.5	240735	Ø 54 - Halter
1.8 CDX	90	08/03→12/04	  ; 02/04→		24.3541-1860.5	240736	Ø 54 - Halter
<b>DAEWOO - LANOS (KLAT) 05/97→</b>							
 <b>Bremssattel</b>							
1.3	55	05/97→	  ; → 447433		11.9481-9871.2	220681	ATE Ø 48 - Halter
1.5	63	05/97→					
1.5	73	10/97→06/99	  ; → 447433		11.9481-9872.2	220682	ATE Ø 48 - Halter
1.6 16V	78	05/97→	  ; → 447433		24.3521-1701.5	240001	ATE Ø 52 - Halter
			  ; → 447433		24.3521-1702.5	240002	ATE Ø 52 - Halter
<b>Feder, Bremssattel</b>							
1.3	55	05/97→	 → 447433	2	11.8116-0129.1	390591	ATE
1.5	63	05/97→					
1.5	73	10/97→06/99					
1.6 16V	78	05/97→	 → 447433	2	11.8116-0097.1	390590	ATE
<b>Führungshülzensatz, Bremssattel</b>							
1.3	55	05/97→	 → 447433		11.0101-5407.2	260011	ATE
1.5	63	05/97→					
1.5	73	10/97→06/99					
1.6 16V	78	05/97→					
<b>Führungsbolzen, Bremssattel</b>							
1.3	55	05/97→	 → 447433		11.8171-0008.1	990049	ATE
1.5	63	05/97→					
1.5	73	10/97→06/99					
1.6 16V	78	05/97→			11.8171-0008.1	990049	ATE
<b>Dichtungssatz, Bremssattel</b>							
1.3	55	05/97→	 → 447433		11.0441-4811.2	250024	ATE
1.5	63	05/97→					
1.5	73	10/97→06/99					
1.6 16V	78	05/97→	 → 447433		11.0441-5202.2	250026	ATE
↓							











	kw			 	! #		
<b>DAEWOO - LANOS (KLAT) 05/97→</b>							
 <b>Bremsschlauch</b>							
1.3	55	05/97→	→	→ 12/02	2	24.5233-0180.3 330888	L= 180
1.5	63	05/97→					
1.6 16V	78	05/97→					
1.5	73	10/97→06/99	→		2	24.5233-0180.3 330888	L= 180
<b>DAEWOO - LANOS Stufenheck (KLAT) 02/97→</b>							
 <b>Bremssattel</b>							
1.3	55	05/97→	←	☐; → 447433		11.9481-9871.2 220681	ATE Ø 48 - Halter
1.5	63	05/97→					
1.5	73	10/97→06/99	←	☐; → 447433		11.9481-9872.2 220682	ATE Ø 48 - Halter
1.6 16V	78	02/97→	←	☐; 05/97→; → 447433		24.3521-1701.5 240001	ATE Ø 52 - Halter
			←	☐; 05/97→; → 447433		24.3521-1702.5 240002	ATE Ø 52 - Halter
<b>Feder, Bremssattel</b>							
1.3	55	05/97→	→	→ 447433	2	11.8116-0129.1 390591	ATE
1.5	63	05/97→					
1.5	73	10/97→06/99					
1.6 16V	78	02/97→	←	05/97→; → 447433	2	11.8116-0097.1 390590	ATE
<b>Führungshülzensatz, Bremssattel</b>							
1.3	55	05/97→	←	→ 447433		11.0101-5407.2 260011	ATE
1.5	63	05/97→					
1.5	73	10/97→06/99					
1.6 16V	78	02/97→	←	05/97→; → 447433		11.0101-5407.2 260011	ATE
<b>Führungsbolzen, Bremssattel</b>							
1.3	55	05/97→	←	→ 447433		11.8171-0008.1 990049	ATE
1.5	63	05/97→					
1.5	73	10/97→06/99					
1.6 16V	78	02/97→		05/97→; → 447433		11.8171-0008.1 990049	ATE
<b>Dichtungssatz, Bremssattel</b>							
1.3	55	05/97→	←	→ 447433		11.0441-4811.2 250024	ATE
1.5	63	05/97→					
1.5	73	10/97→06/99					
1.6 16V	78	02/97→	←	05/97→; → 447433		11.0441-5202.2 250026	ATE
 <b>Bremsschlauch</b>							
1.3	55	05/97→	→	→ 12/02	2	24.5233-0180.3 330888	L= 180
1.5	63	05/97→					
1.5	73	10/97→06/99	→		2	24.5233-0180.3 330888	L= 180
1.6 16V	78	02/97→	→	05/97→ 12/02	2	24.5233-0180.3 330888	L= 180
<b>DAEWOO - MATIZ (KLYA) 09/98→</b>							
 <b>Bremssattel</b>							
0.8	38	09/98→	←	☐; → 02/05		24.3481-1773.5 240377	Ø 48 - Halter
1.0	47	01/03→	←	☐; → 02/05		24.3481-1774.5 240378	Ø 48 - Halter
1.0	46	04/03→12/04	←	☐		24.3481-1773.5 240377	Ø 48 - Halter
			←	☐		24.3481-1774.5 240378	Ø 48 - Halter
 <b>Bremsschlauch</b>							
0.8	38	09/98→	←	→ 02/05; - ABS	2	24.5283-0403.3 331136	L= 404
1.0	47	01/03→	←	→ 02/05; + ABS	2	24.5291-0425.3 331029	L= 425
			→	→ 02/05	2	24.5284-0220.3 330970	L= 220
1.0	46	04/03→12/04	←		2	24.5283-0403.3 331136	L= 404
			→		2	24.5284-0220.3 330970	L= 220
<b>DAEWOO - MATIZ Kasten (KLA4) 08/98→08/02</b>							
 <b>Bremssattel</b>							
0.8	38	08/98→08/02	←	☐		24.3481-1773.5 240377	Ø 48 - Halter
			←	☐		24.3481-1774.5 240378	Ø 48 - Halter
 <b>Bremsschlauch</b>							
0.8	38	08/98→08/02	←	- ABS	2	24.5283-0403.3 331136	L= 404
↓							










	kw			 	! #		
<b>DAEWOO - MATIZ Kasten (KLA4) 08/98→08/02</b>							
 <b>Bremsschlauch</b>							
0.8	38	08/98→08/02	← + ABS		2	24.5291-0425.3 331029	L= 425
			→		2	24.5284-0220.3 330970	L= 220
<b>DAEWOO - NEXIA (KLETN) 02/95→08/97</b>							
 <b>Bremssattel</b>							
1.5	44	08/96→08/97	←			11.9481-9871.2 220681	ATE Ø 48 - Halter
1.5	52	02/95→08/97	←			11.9481-9872.2 220682	ATE Ø 48 - Halter
1.5	55	02/95→08/97	←			24.3521-1701.5 240001	ATE Ø 52 - Halter
1.5 16V	66	02/95→08/97	←			24.3521-1702.5 240002	ATE Ø 52 - Halter
			←				
<b>Feder, Bremssattel</b>							
1.5	44	08/96→08/97	→		2	11.8116-0129.1 390591	ATE
1.5	52	02/95→08/97	→				
1.5	55	02/95→08/97	→				
1.5 16V	66	02/95→08/97	←		2	11.8116-0097.1 390590	ATE
<b>Führungshülzensatz, Bremssattel</b>							
1.5	44	08/96→08/97	←			11.0101-5407.2 260011	ATE
1.5	52	02/95→08/97	←				
1.5	55	02/95→08/97	←				
1.5 16V	66	02/95→08/97	←				
<b>Führungsbolzen, Bremssattel</b>							
1.5	44	08/96→08/97	←			11.8171-0008.1 990049	ATE
1.5	52	02/95→08/97	←				
1.5	55	02/95→08/97	←				
1.5 16V	66	02/95→08/97	←			11.8171-0008.1 990049	ATE
<b>Dichtungssatz, Bremssattel</b>							
1.5	44	08/96→08/97	←			11.0441-4811.2 250024	ATE
1.5	52	02/95→08/97	←				
1.5	55	02/95→08/97	←				
1.5 16V	66	02/95→08/97	←			11.0441-5202.2 250026	ATE
<b>DAEWOO - NEXIA Stufenheck (KLETN) 02/95→06/08</b>							
 <b>Bremssattel</b>							
1.5	44	08/96→08/97	←			11.9481-9871.2 220681	ATE Ø 48 - Halter
1.5	52	02/95→08/97	←			11.9481-9872.2 220682	ATE Ø 48 - Halter
1.5	55	02/95→08/97	←			24.3521-1701.5 240001	ATE Ø 52 - Halter
1.5 16V	66	02/95→08/97	←			24.3521-1702.5 240002	ATE Ø 52 - Halter
			←				
1.8	74	02/95→06/08	←	 ; 10/95→		24.3521-1701.5 240001	ATE Ø 52 - Halter
			←	 ; 10/95→		24.3521-1702.5 240002	ATE Ø 52 - Halter
<b>Feder, Bremssattel</b>							
1.5	44	08/96→08/97	→		2	11.8116-0129.1 390591	ATE
1.5	52	02/95→08/97	→				
1.5	55	02/95→08/97	→				
1.5 16V	66	02/95→08/97	←		2	11.8116-0097.1 390590	ATE
1.8	74	02/95→06/08	← 10/95→		2	11.8116-0097.1 390590	ATE
<b>Führungshülzensatz, Bremssattel</b>							
1.5	44	08/96→08/97	←			11.0101-5407.2 260011	ATE
1.5	52	02/95→08/97	←				
1.5	55	02/95→08/97	←				
1.5 16V	66	02/95→08/97	←				
1.8	74	02/95→06/08	← 10/95→			11.0101-5407.2 260011	ATE
<b>Führungsbolzen, Bremssattel</b>							
1.5	44	08/96→08/97	←			11.8171-0008.1 990049	ATE
1.5	52	02/95→08/97	←				
1.5	55	02/95→08/97	←				
1.5 16V	66	02/95→08/97	←			11.8171-0008.1 990049	ATE
1.8	74	02/95→06/08	← 10/95→			11.8171-0008.1 990049	ATE
<b>Dichtungssatz, Bremssattel</b>							
1.5	44	08/96→08/97	←			11.0441-4811.2 250024	ATE
↓	52	02/95→08/97	←				












	kw			 	! #		
<b>DAEWOO - NEXIA Stufenheck (KLETN) 02/95→06/08</b>							
<b>Dichtungssatz, Bremssattel</b>							
1.5	55	02/95→08/97	←			11.0441-4811.2 250024	ATE
1.5 16V	66	02/95→08/97	←			11.0441-5202.2 250026	ATE
1.8	74	02/95→06/08	←	10/95→		11.0441-5202.2 250026	ATE
<b>DAEWOO - NUBIRA (KLAJ) 04/97→</b>							
 <b>Bremssattel</b>							
2.0 CDX	93	08/02→07/03	←	☐; 01/03→		24.3541-1859.5 240735	Ø 54 - Halter
			←	☐; 01/03→		24.3541-1860.5 240736	Ø 54 - Halter
<b>DAEWOO - NUBIRA Stufenheck (KLAN) 07/03→</b>							
 <b>Bremssattel</b>							
1.4	69	10/03→12/04	←	☐		24.3541-1859.5 240735	Ø 54 - Halter
			←	☐		24.3541-1860.5 240736	Ø 54 - Halter
<b>DAEWOO - RACER Schrägheck 01/86→12/97</b>							
 <b>Bremssattel</b>							
1.5	52	03/95→12/97	←	☐; → 08/97		11.9481-9871.2 220681	ATE Ø 48 - Halter
			←	☐; → 08/97		11.9481-9872.2 220682	ATE Ø 48 - Halter
<b>Feder, Bremssattel</b>							
1.5	52	03/95→12/97	→	→ 08/97	2	11.8116-0129.1 390591	ATE
<b>Führungshülzensatz, Bremssattel</b>							
1.5	52	03/95→12/97	←	→ 08/97		11.0101-5407.2 260011	ATE
<b>Führungsbolzen, Bremssattel</b>							
1.5	52	03/95→12/97	←	→ 08/97		11.8171-0008.1 990049	ATE
<b>Dichtungssatz, Bremssattel</b>							
1.5	52	03/95→12/97	←	→ 08/97		11.0441-4811.2 250024	ATE
<b>DAIHATSU - CHARADE 05/11→</b>							
 <b>Bremssattel</b>							
1.33 16V	73	05/11→	←	☐; → 01/13		11.9541-9569.2 220725	ATE Ø 54 - Halter
			←	☐; → 01/13		11.9541-9570.2 220726	ATE Ø 54 - Halter
			→	☐; → 01/13		11.9347-7005.2 220643	ATE Ø 34 - Halter
			→	☐; → 01/13		11.9347-7006.2 220644	ATE Ø 34 - Halter
 <b>Bremsschlauch</b>							
1.33 16V	73	05/11→	←	☐; → 01/13		24.5286-0488.3 331221	L= 488
			←	☐; → 01/13		24.5286-0489.3 331222	L= 488
			→	☐; → 01/13		24.5261-0195.3 331077	L= 195
			→	☐; → 01/13		24.5261-0255.3 331078	L= 255
<b>DAIHATSU - MATERIA (M4_) 10/06→</b>							
 <b>Bremsschlauch</b>							
1.3	67	10/06→	←	☐; → 07/12		24.5262-0520.3 331349	L= 520
1.5	76	10/06→	←	☐; → 07/12		24.5262-0521.3 331350	L= 520
1.5 ECO 4WD	76	10/06→	→	→ 07/12	2	24.5235-0205.3 331093	L= 205
<b>DAIHATSU - SIRION (M3_) 01/05→</b>							
 <b>Bremsschlauch</b>							
1.0	51	01/05→	→	→ 01/13	2	24.5235-0205.3 331093	L= 205
1.0 DVVT 4WD	51	04/05→					
1.3	64	01/05→					
1.3	67	03/08→					
1.5	76	03/08→					















	kw			 	! #		
<b>DS - DS5 04/15→</b>							
 <b>Bremssattel</b>							
1.6 BlueHDi 120	88	07/15→	←	☐; Nabendurchmesser [mm]: 82	11.9601-9717.2	220901	ATE Ø 60 - Halter
			←	☐; Nabendurchmesser [mm]: 82	11.9601-9718.2	220902	ATE Ø 60 - Halter
1.6 THP 165	121	07/15→	←	☐; Nabendurchmesser [mm]: 82	11.9601-9717.2	220901	ATE Ø 60 - Halter
1.6 THP 210	155	04/15→	←	☐; Nabendurchmesser [mm]: 82	11.9601-9718.2	220902	ATE Ø 60 - Halter
2.0 BlueHDi 150	110	04/15→	←	☐; Nabendurchmesser [mm]: 82	11.9601-9718.2	220902	ATE Ø 60 - Halter
2.0 BlueHDi 180	133	04/15→	←	☐; Nabendurchmesser [mm]: 83	11.9601-9883.2	220917	ATE Ø 60 - Halter
2.0 HDi 165 Hybrid4 4x4	120	04/15→	←	☐; Nabendurchmesser [mm]: 83	11.9601-9884.2	220918	ATE Ø 60 - Halter
<b>Feder, Bremssattel</b>							
1.6 BlueHDi 120	88	07/15→			2	11.8116-0356.1	390586 ATE
1.6 THP 165	121	07/15→					
1.6 THP 210	155	04/15→					
2.0 BlueHDi 150	110	04/15→					
2.0 BlueHDi 180	133	04/15→					
2.0 HDi 165 Hybrid4 4x4	120	04/15→					
<b>Führungshülzensatz, Bremssattel</b>							
1.6 BlueHDi 120	88	07/15→	←		11.0101-5704.2	260095	ATE
1.6 THP 165	121	07/15→	←		11.0101-5407.2	260011	ATE
1.6 THP 210	155	04/15→			11.0101-5704.2	260095	ATE
2.0 BlueHDi 150	110	04/15→					
2.0 BlueHDi 180	133	04/15→					
2.0 HDi 165 Hybrid4 4x4	120	04/15→					
<b>Führungsbolzen, Bremssattel</b>							
1.6 BlueHDi 120	88	07/15→			11.8171-0008.1	990049	ATE
1.6 THP 165	121	07/15→					
1.6 THP 210	155	04/15→					
2.0 BlueHDi 150	110	04/15→					
2.0 BlueHDi 180	133	04/15→					
2.0 HDi 165 Hybrid4 4x4	120	04/15→					
<b>Dichtungssatz, Bremssattel</b>							
1.6 BlueHDi 120	88	07/15→			11.0441-6008.2	250038	ATE für Kolben-Ø [mm]: 60
1.6 THP 210	155	04/15→					
1.6 THP 165	121	07/15→			11.0441-6008.2	250038	ATE für Kolben-Ø [mm]: 60
2.0 BlueHDi 150	110	04/15→	←		11.0441-6008.2	250038	ATE für Kolben-Ø [mm]: 60
2.0 BlueHDi 180	133	04/15→					
2.0 HDi 165 Hybrid4 4x4	120	04/15→					
 <b>Bremsschlauch</b>							
1.6 BlueHDi 120	88	07/15→			2	24.5246-0216.3	331022 L= 216,6
1.6 THP 165	121	07/15→					
1.6 THP 210	155	04/15→					
2.0 BlueHDi 150	110	04/15→					
2.0 BlueHDi 180	133	04/15→					
<b>DS - DS 3 04/15→</b>							
 <b>Bremssattel</b>							
1.2 THP 110	81	04/15→	←	☐; für Bremsscheibendurchmesser [mm]: 266	24.3541-1771.5	240239	BOS Ø 54 - Halter
1.2 THP 130	96	09/15→					
1.6 BlueHDi 100	73	04/15→					
1.6 BlueHDi 75	55	07/15→	←	☐; für Bremsscheibendurchmesser [mm]: 266	24.3541-1772.5	240240	BOS Ø 54 - Halter
1.6 THP 165	121	07/15→					
1.6 THP 208	153	09/15→	→	☐	24.3387-1733.5	240655	TRW Ø 38 - Halter
			→	☐	24.3387-1734.5	240656	TRW Ø 38 - Halter
1.2 VTi 82	60	04/15→	←	☐	24.3541-1771.5	240239	BOS Ø 54 - Halter
			←	☐	24.3541-1772.5	240240	BOS Ø 54 - Halter
1.6 BlueHDi 120	88	07/15→	→	☐	24.3387-1733.5	240655	TRW Ø 38 - Halter
			→	☐	24.3387-1734.5	240656	TRW Ø 38 - Halter
 <b>Bremsschlauch</b>							
1.2 THP 110	81	04/15→	←		2	24.5111-0496.3	331371 L= 495
1.2 THP 130	96	09/15→					
1.2 VTi 82	60	04/15→	→		2	24.5239-0165.3	330606 L= 165
1.6 BlueHDi 100	73	04/15→					
1.6 BlueHDi 120	88	07/15→					
1.6 BlueHDi 75	55	07/15→					
1.6 THP 165	121	07/15→					
1.6 THP 208	153	09/15→					

	kw			 	! #			
<b>DS - DS 3 Cabriolet 07/15→</b>								
 <b>Bremssattel</b>								
1.2 THP 110 1.2 THP 130 1.6 BlueHDi 100 1.6 THP 165 1.6 THP 208	81 96 73 121 153	07/15→ 09/15→ 07/15→ 07/15→ 09/15→	← ← → →	☐; für Bremsscheibendurchmesser [mm]: 266 ☐; für Bremsscheibendurchmesser [mm]: 266 ☐ ☐		24.3541-1771.5 24.3541-1772.5 24.3387-1733.5 24.3387-1734.5	240239 240240 240655 240656	BOS Ø 54 - Halter BOS Ø 54 - Halter TRW Ø 38 - Halter TRW Ø 38 - Halter
1.2 VTi 82	60	07/15→	← ←	☐ ☐		24.3541-1771.5 24.3541-1772.5	240239 240240	BOS Ø 54 - Halter BOS Ø 54 - Halter
1.6 BlueHDi 120	88	07/15→	→ →	☐ ☐		24.3387-1733.5 24.3387-1734.5	240655 240656	TRW Ø 38 - Halter TRW Ø 38 - Halter
 <b>Bremsschlauch</b>								
1.2 THP 110 1.2 THP 130 1.2 VTi 82 1.6 BlueHDi 100 1.6 BlueHDi 120 1.6 THP 165 1.6 THP 208	81 96 60 73 88 121 153	07/15→ 09/15→ 07/15→ 07/15→ 07/15→ 07/15→ 09/15→	← →		2 2	24.5111-0496.3 24.5239-0165.3	331371 330606	L= 495 L= 165
<b>DS - DS 4 / DS 4 CROSSBACK 07/15→</b>								
 <b>Bremssattel</b>								
1.2 THP 130 1.6 BlueHDi 120 2.0 BlueHDi 150	96 88 110	07/15→ 07/15→ 07/15→	← ←	☐ ☐		11.9601-9717.2 11.9601-9718.2	220901 220902	ATE Ø 60 - Halter ATE Ø 60 - Halter
1.6 BlueHDi 100	73	04/16→	→ →	☐; - eFSB ☐; - eFSB		24.3387-1731.7 24.3387-1732.7	221009 221010	TRW Ø 38 - Halter TRW Ø 38 - Halter
1.6 THP 165	121	07/15→	← ← → →	☐ ☐ ☐; - eFSB ☐; - eFSB		11.9601-9717.2 11.9601-9718.2 24.3387-1731.7 24.3387-1732.7	220901 220902 221009 221010	ATE Ø 60 - Halter ATE Ø 60 - Halter TRW Ø 38 - Halter TRW Ø 38 - Halter
1.6 THP 210	155	07/15→	← ← → →	☐ ☐ ☐; - eFSB ☐; - eFSB		11.9601-9883.2 11.9601-9884.2 24.3387-1731.7 24.3387-1732.7	220917 220918 221009 221010	ATE Ø 60 - Halter ATE Ø 60 - Halter TRW Ø 38 - Halter TRW Ø 38 - Halter
2.0 BlueHDi 180	133	07/15→	← ← ← ← → →	☐; nicht für Felgengröße [Zoll]: 19 ☐; nicht für Felgengröße [Zoll]: 19 ☐; passend für Felgengröße [Zoll]: 19 ☐; passend für Felgengröße [Zoll]: 19 ☐; - eFSB ☐; - eFSB		11.9601-9717.2 11.9601-9718.2 11.9601-9883.2 11.9601-9884.2 24.3387-1731.7 24.3387-1732.7	220901 220902 220917 220918 221009 221010	ATE Ø 60 - Halter ATE Ø 60 - Halter ATE Ø 60 - Halter ATE Ø 60 - Halter TRW Ø 38 - Halter TRW Ø 38 - Halter
<b>Feder, Bremssattel</b>								
1.2 THP 130 1.6 BlueHDi 120 1.6 THP 165 2.0 BlueHDi 150 2.0 BlueHDi 180	96 88 121 110 133	07/15→ 07/15→ 07/15→ 07/15→ 07/15→	← ←		2 2	11.8116-0356.1 11.8116-0356.1	390586 390586	ATE ATE
<b>Führungshülzensatz, Bremssattel</b>								
1.2 THP 130 1.6 BlueHDi 120 1.6 THP 165 2.0 BlueHDi 150 1.6 THP 210 2.0 BlueHDi 180	96 88 121 110 155 133	07/15→ 07/15→ 07/15→ 07/15→ 07/15→ 07/15→	← ← ← ← ← ←			11.0101-5704.2 11.0101-5407.2 11.0101-5407.2 11.0101-5704.2	260095 260011 260011 260095	ATE ATE ATE ATE ATE
<b>Führungsbolzen, Bremssattel</b>								
1.2 THP 130 1.6 BlueHDi 120 1.6 THP 165 1.6 THP 210	96 88 121 155	07/15→ 07/15→ 07/15→ 07/15→				11.8171-0008.1	990049	ATE



	kW					! #		
<b>DS - DS 4 / DS 4 CROSSBACK 07/15→</b>								
<b>Führungsbolzen, Bremsattel</b>								
2.0 BlueHDi 150	110	07/15→					11.8171-0008.1 990049	ATE
2.0 BlueHDi 180	133	07/15→			nicht für Felgenreöße [Zoll]: 19		11.8171-0008.1 990049	ATE
					passend für Felgenreöße [Zoll]: 19		11.8171-0008.1 990049	ATE
<b>Dichtungssatz, Bremsattel</b>								
1.2 THP 130	96	07/15→	←				11.0441-6008.2 250038	ATE für Kolben-Ø [mm]: 60
1.6 BlueHDi 120	88	07/15→						
1.6 THP 165	121	07/15→						
1.6 THP 210	155	07/15→						
2.0 BlueHDi 150	110	07/15→						
2.0 BlueHDi 180	133	07/15→	←		passend für Felgenreöße [Zoll]: 19		11.0441-6008.2 250038	ATE für Kolben-Ø [mm]: 60
			←		nicht für Felgenreöße [Zoll]: 19		11.0441-6008.2 250038	ATE für Kolben-Ø [mm]: 60
<b>Bremsschlauch</b>								
1.2 THP 130	96	07/15→	←		nicht für Felgenreöße [Zoll]: 19	2	24.5111-0441.3 331507	L= 440
1.6 BlueHDi 100	73	04/16→						
1.6 BlueHDi 120	88	07/15→	→			2	24.5246-0190.3 330697	L= 190
1.6 THP 165	121	07/15→						
1.6 THP 210	155	07/15→						
2.0 BlueHDi 150	110	07/15→						
2.0 BlueHDi 180	133	07/15→						
<b>FIAT - 126 (126_) 09/72→09/00</b>								
<b>Bremsschlauch</b>								
650	18	07/81→09/00	→		→ 08/87	2	24.5207-0205.3 330042	L= 205
700	19	09/87→06/96	→		→ 07/90	2	24.5207-0205.3 330042	L= 205
<b>FIAT - 500 (312_) 10/07→</b>								
<b>Bremsattel</b>								
0.9	44	12/13→	←	☐			11.9541-9831.2 220953	ATE Ø 54 - Halter
0.9	48	09/12→						
0.9	59	12/13→	←	☐			11.9541-9832.2 220954	ATE Ø 54 - Halter
0.9	63	07/10→						
0.9	77	10/13→	←	☐; 12/13→			24.3541-1769.5 240601	BOS Ø 54 - Halter
			←	☐; 12/13→			24.3541-1770.5 240602	BOS Ø 54 - Halter
			→	☐; 12/13→			24.3347-1715.5 240719	TRW Ø 34 - Halter
			→	☐; 12/13→			24.3347-1716.5 240720	TRW Ø 34 - Halter
1.2	51	10/07→	←	☐			24.3481-1743.5 240305	BDX Ø 48 - Halter
1.2 LPG	51	12/10→	←	☐			24.3481-1744.5 240306	BDX Ø 48 - Halter
1.3 D Multijet	57	06/16→	←	☐			24.3541-1769.5 240601	BOS Ø 54 - Halter
1.3 D Multijet	70	12/09→	←	☐			24.3541-1770.5 240602	BOS Ø 54 - Halter
1.4	74	10/07→	←	☐			24.3541-1769.5 240601	BOS Ø 54 - Halter
			←	☐			24.3541-1770.5 240602	BOS Ø 54 - Halter
			→	☐			24.3347-1715.5 240719	TRW Ø 34 - Halter
			→	☐			24.3347-1716.5 240720	TRW Ø 34 - Halter
1.4 (312.AXD1A)	99	08/08→	←	☐			24.3541-1829.5 240721	BOS Ø 54 - Halter
1.4 (312.AXF11, 312.AXF1A, 312.AXD1A)	118	08/08→	←	☐			24.3541-1830.5 240722	BOS Ø 54 - Halter
1.4 (312.AXF1A)	103	05/10→	→	☐			24.3347-1715.5 240719	TRW Ø 34 - Halter
			→	☐			24.3347-1716.5 240720	TRW Ø 34 - Halter
<b>Feder, Bremsattel</b>								
0.9	44	12/13→				2	11.8116-0264.1 390594	ATE
0.9	48	09/12→						
0.9	59	12/13→						
0.9	63	07/10→						
<b>Führungsbolzen, Bremsattel</b>								
0.9	44	12/13→					11.8171-0008.1 990049	ATE
0.9	48	09/12→						
0.9	59	12/13→						
0.9	63	07/10→						
<b>Bremsschlauch</b>								
0.9	44	12/13→	←			2	24.5112-0356.3 331129	L= 355
0.9	48	09/12→						
0.9	59	12/13→	→			2	24.5228-0165.3 330879	L= 165
↓								

	kw			 	! #		
<b>FIAT - 500 (312_) 10/07→</b>							
 <b>Bremsschlauch</b>							
0.9	63	07/10→	←		2	24.5112-0356.3 331129	L= 355
1.2	51	10/07→	→		2	24.5228-0165.3 330879	L= 165
1.2 LPG	51	12/10→					
1.3 D Multijet	55	10/07→					
1.3 D Multijet	57	06/16→					
1.3 D Multijet	70	12/09→					
0.9	77	10/13→	←	12/13→	2	24.5112-0356.3 331129	L= 355
			→	12/13→	2	24.5228-0165.3 330879	L= 165
1.4	74	10/07→	←		2	24.5112-0356.3 331129	L= 355
1.4 (312.AXD1A)	99	08/08→	→		2	83.7101-9219.3 330903	L= 218,5
1.4 (312.AXF11, 312.AXF1A, 312.AXD1A)	118	08/08→					
1.4 (312.AXF1A)	103	05/10→					
1.4 (312.AXF11)	132	08/08→	→		2	83.7101-9219.3 330903	L= 218,5
1.4 (312.AXT1A)	139	08/08→					
<b>FIAT - 500 C (312_) 09/09→</b>							
 <b>Bremssattel</b>							
0.9	44	12/13→	←	☐		11.9541-9831.2 220953	ATE Ø 54 - Halter
0.9	48	09/12→	←	☐		11.9541-9832.2 220954	ATE Ø 54 - Halter
0.9	63	09/09→					
0.9	59	12/13→	←	☐		24.3541-1769.5 240601	BOS Ø 54 - Halter
0.9	77	12/13→	←	☐		24.3541-1770.5 240602	BOS Ø 54 - Halter
1.4	74	09/09→	←	☐		24.3541-1770.5 240602	BOS Ø 54 - Halter
1.4	75	09/11→	→	☐		24.3347-1715.5 240719	TRW Ø 34 - Halter
			→	☐		24.3347-1716.5 240720	TRW Ø 34 - Halter
1.3 D Multijet	70	09/09→	←	☐		24.3541-1769.5 240601	BOS Ø 54 - Halter
			←	☐		24.3541-1770.5 240602	BOS Ø 54 - Halter
1.4 (312.AXD1A)	99	01/11→	←	☐		24.3541-1829.5 240721	BOS Ø 54 - Halter
1.4 (312.AXF11)	132	09/09→	←	☐		24.3541-1830.5 240722	BOS Ø 54 - Halter
1.4 (312.AXF1A, 312.AXD1A)	118	05/11→	→	☐		24.3347-1715.5 240719	TRW Ø 34 - Halter
1.4 (312.AXF1A)	103	09/09→	→	☐		24.3347-1716.5 240720	TRW Ø 34 - Halter
<b>Feder, Bremssattel</b>							
0.9	44	12/13→			2	11.8116-0264.1 390594	ATE
0.9	48	09/12→					
0.9	63	09/09→					
<b>Führungsbolzen, Bremssattel</b>							
0.9	44	12/13→				11.8171-0008.1 990049	ATE
0.9	48	09/12→					
0.9	63	09/09→					
 <b>Bremsschlauch</b>							
0.9	44	12/13→	←		2	24.5112-0356.3 331129	L= 355
0.9	48	09/12→	→		2	24.5228-0165.3 330879	L= 165
0.9	63	09/09→					
1.2	51	09/09→					
1.3 D Multijet	55	09/09→					
1.3 D Multijet	70	09/09→					
0.9	59	12/13→	←		2	24.5112-0356.3 331129	L= 355
0.9	77	12/13→	→		2	83.7101-9219.3 330903	L= 218,5
1.4	74	09/09→					
1.4	75	09/11→					
1.4 (312.AXD1A)	99	01/11→					
1.4 (312.AXF11)	132	09/09→					
1.4 (312.AXF1A, 312.AXD1A)	118	05/11→					
1.4 (312.AXF1A)	103	09/09→					
<b>FIAT - 500L (351_, 352_) 09/12→</b>							
 <b>Bremssattel</b>							
0.9	77	09/12→	←	☐		24.3541-1829.5 240721	BOS Ø 54 - Halter
0.9 Natural Power	59	04/17→	←	☐		24.3541-1830.5 240722	BOS Ø 54 - Halter
0.9 Natural Power	63	03/13→					
1.3 D Multijet	62	09/12→					
1.3 D Multijet	70	06/14→					
1.4	70	09/12→					
1.6 D Multijet	77	09/12→					
1.4	88	10/13→	←	☐; 01/14→		11.9571-9953.2 220871	ATE Ø 57 - Halter
			←	☐; 01/14→		11.9571-9954.2 220872	ATE Ø 57 - Halter
↓							

	kw					! #			
<b>FIAT - 500L (351_, 352_) 09/12→</b>									
 <b>Bremssattel</b>									
1.4 LPG	88	02/14→	←	☐		11.9571-9953.2	220871	ATE Ø 57 - Halter	
1.6 D Multijet	88	09/13→	←	☐		11.9571-9954.2	220872	ATE Ø 57 - Halter	
<b>Führungsbolzen, Bremssattel</b>									
1.4	88	10/13→			01/14→	11.8171-0008.1	990049	ATE	
1.4 LPG	88	02/14→				11.8171-0008.1	990049	ATE	
1.6 D Multijet	88	09/13→							
 <b>Bremsschlauch</b>									
0.9	77	09/12→	←			2	24.5112-0402.3	331297	L= 402
0.9 Natural Power	63	03/13→							
1.3 D Multijet	62	09/12→	→		am Bremssattel; → 06/14; Scheibenbremse	2	24.5112-0142.3	331016	L= 142
1.3 D Multijet	70	06/14→							
1.4	70	09/12→	→		am Bremssattel; 07/14→; Scheibenbremse	2	24.5112-0187.3	331150	L= 187
1.4 LPG	88	02/14→							
1.6 D Multijet	77	09/12→							
1.6 D Multijet	88	09/13→							
0.9 Natural Power	59	04/17→	←			2	24.5112-0402.3	331297	L= 402
			→		am Bremssattel; Scheibenbremse	2	24.5112-0187.3	331150	L= 187
1.4	88	10/13→	←		01/14→	2	24.5112-0402.3	331297	L= 402
			→		am Bremssattel; 01/14→ 06/14; Scheibenbremse	2	24.5112-0142.3	331016	L= 142
			→		am Bremssattel; 07/14→; Scheibenbremse	2	24.5112-0187.3	331150	L= 187
<b>FIAT - 500X (334_) 09/14→</b>									
 <b>Bremssattel</b>									
1.3 D Multijet	70	06/15→	←	☐		11.9571-9969.2	220955	ATE Ø 57 - Halter	
1.4	100	09/14→	←	☐		11.9571-9970.2	220956	ATE Ø 57 - Halter	
1.4	103	09/14→							
1.6 D Multijet	84	09/14→							
1.6 D Multijet	88	09/14→							
<b>Führungsbolzen, Bremssattel</b>									
1.3 D Multijet	70	06/15→				11.8171-0008.1	990049	ATE	
1.4	100	09/14→							
1.4	103	09/14→							
1.6 D Multijet	84	09/14→							
1.6 D Multijet	88	09/14→							
 <b>Bremsschlauch</b>									
1.3 D Multijet	70	06/15→	←			2	24.5112-0406.3	331496	L= 405
1.4	100	09/14→							
1.4	103	09/14→							
1.4 4x4	120	02/15→							
1.4 4x4	125	02/15→							
1.6	81	11/14→							
1.6 D Multijet	84	09/14→							
1.6 D Multijet	88	09/14→							
2.0 D Multijet 4x4	100	09/14→							
2.0 D Multijet 4x4	103	09/14→							
<b>FIAT - BARCHETTA (183_) 03/95→05/05</b>									
 <b>Bremssattel</b>									
1.8 16V	96	04/95→05/05	←	☐; 06/95→ 10/04		24.3541-1789.5	240291	ATE Ø 54 - Halter	
			←	☐; 06/95→ 10/04		24.3541-1790.5	240292	ATE Ø 54 - Halter	
			→	☐; → 10/04		24.3344-1703.5	240117	TRW Ø 34 - Halter	
			→	☐; → 10/04		24.3344-1704.5	240118	TRW Ø 34 - Halter	
 <b>Bremsschlauch</b>									
1.8 16V	96	04/95→05/05	←	☐; → 10/04		24.5112-0395.3	330521	L= 395	
			←	☐; → 10/04		24.5112-0396.3	330520	L= 397	
			→	→ 10/04		2	24.5112-0160.3	330612	L= 160
<b>FIAT - BRAVA (182_) 10/95→06/03</b>									
 <b>Bremssattel</b>									
1.2 16V	64	12/98→12/02	←	☐; → 10/01; Schaltgetriebe		24.3541-1787.5	240289	ATE Ø 54 - Halter	
1.2 16V 80	60	12/98→12/02	←	☐; → 10/01; Schaltgetriebe		24.3541-1788.5	240290	ATE Ø 54 - Halter	
↓									

### FIAT - BRAVA (182\_) 10/95—06/03

#### **Bremssattel**

1.2 16V 1.2 16V 80	64 60	12/98→12/02 12/98→12/02	←  □; → 10/01; Automatikgetriebe	24.3541-1789.5	240291	ATE Ø 54 - Halter
			←  □; → 10/01; Automatikgetriebe	24.3541-1790.5	240292	ATE Ø 54 - Halter
1.2 16V 80 1.4 (182.BG) 1.4 12 V (182.BA)	59 55 59	10/00→10/01 10/95→10/01 10/95→08/98	←  □; Schaltgetriebe	24.3541-1787.5	240289	ATE Ø 54 - Halter
1.6 16V (182.BB) 1.6 16V (182.BH) 1.6 16V (182.BU) 1.9 D	76 66 76 48	02/96→10/01 10/95→10/01 01/99→12/02 10/95→10/01	←  □; Automatikgetriebe	24.3541-1789.5	240291	ATE Ø 54 - Halter
			←  □; Automatikgetriebe	24.3541-1790.5	240292	ATE Ø 54 - Halter
1.8 GT 16V (182.BC) 1.9 JTD 1.9 JTD 105	83 74 77	10/95→10/01 09/00→10/01 12/98→10/01	←  □	24.3541-1789.5	240291	ATE Ø 54 - Halter
	113	09/98→08/00	←  □	24.3541-1790.5	240292	ATE Ø 54 - Halter
1.9 JTD	79	01/01→12/02	←  □; → 10/01	24.3541-1789.5	240291	ATE Ø 54 - Halter
			←  □; → 10/01	24.3541-1790.5	240292	ATE Ø 54 - Halter
1.9 TD 100 S (182.BF)	74	03/96→10/01	←  □; 06/96→	24.3541-1789.5	240291	ATE Ø 54 - Halter
			←  □; 06/96→	24.3541-1790.5	240292	ATE Ø 54 - Halter
1.9 TD 75 S (182.BF)	55	03/96→10/01	←  □; 06/96→; Schaltgetriebe	24.3541-1787.5	240289	ATE Ø 54 - Halter
			←  □; 06/96→; Schaltgetriebe	24.3541-1788.5	240290	ATE Ø 54 - Halter
			←  □; 06/96→; Automatikgetriebe	24.3541-1789.5	240291	ATE Ø 54 - Halter
			←  □; 06/96→; Automatikgetriebe	24.3541-1790.5	240292	ATE Ø 54 - Halter

#### **Bremsschlauch**

1.2 16V 1.2 16V 80 1.9 JTD	64 60 79	12/98→12/02 12/98→12/02 01/01→12/02	←  □; → 10/01	24.5112-0387.3	330519	L= 387
			←  □; → 10/01	24.5112-0388.3	330518	L= 385
			→  → 10/01	2	24.5228-0223.3	330530 L= 223
1.2 16V 80 1.4 (182.BG) 1.4 12 V (182.BA)	59 55 59	10/00→10/01 10/95→10/01 10/95→08/98	←  □	24.5112-0387.3	330519	L= 387
1.6 16V (182.BB) 1.6 16V (182.BH) 1.6 16V (182.BU) 1.8 GT 16V (182.BC) 1.9 D 1.9 JTD 1.9 JTD 105 2.0	76 66 76 83 48 74 77 113	02/96→10/01 10/95→10/01 01/99→12/02 10/95→10/01 10/95→10/01 09/00→10/01 12/98→10/01 09/98→08/00	→	2	24.5228-0223.3	330530 L= 223
1.9 TD 100 S (182.BF) 1.9 TD 75 S (182.BF)	74 55	03/96→10/01 03/96→10/01	←  □; 06/96→	24.5112-0387.3	330519	L= 387
			←  □; 06/96→	24.5112-0388.3	330518	L= 385
			→  06/96→	2	24.5228-0223.3	330530 L= 223

### FIAT - BRAVO I (182\_) 10/95—10/01













#### **Bremssattel**














1.2 16V 80 1.2 16V 80 1.2 16V 80 1.4 (182.AA) 1.4 (182.AG)	59 60 64 59 55	10/00→10/01 12/98→10/00 12/98→10/01 10/95→10/01 10/95→10/01	←  □	24.3541-1787.5	240289	ATE Ø 54 - Halter
1.6 1.6 16V (182.AB) 1.6 16V (182.AH) 1.9 D	76 76 66 48	09/00→10/01 03/96→10/01 10/95→10/01 10/95→10/01	←	24.3541-1788.5	240290	ATE Ø 54 - Halter
1.8 GT (182.AC) 1.9 JTD 1.9 JTD 105	83 74 77	10/95→10/01 09/00→10/01 12/98→10/01	←  □	24.3541-1789.5	240291	ATE Ø 54 - Halter
			←  □	24.3541-1790.5	240292	ATE Ø 54 - Halter
1.9 TD 100 S (182.AF)	74	03/96→10/01	←  □; 06/96→	24.3541-1789.5	240291	ATE Ø 54 - Halter
			←  □; 06/96→	24.3541-1790.5	240292	ATE Ø 54 - Halter
1.9 TD 75 S (182.AF)	55	03/96→10/01	←  □; 06/96→	24.3541-1787.5	240289	ATE Ø 54 - Halter
			←  □; 06/96→	24.3541-1788.5	240290	ATE Ø 54 - Halter
2.0 HGT 20V (182.AD) 2.0 HGT 20V (182AQ)	108 113	10/95→07/98 07/98→10/01	→  □	24.3344-1703.5	240117	TRW Ø 34 - Halter
			→	24.3344-1704.5	240118	TRW Ø 34 - Halter

#### **Bremsschlauch**


1.2 16V 80 1.2 16V 80 1.2 16V 80 1.4 (182.AA) 1.4 (182.AG)	59 60 64 59 55	10/00→10/01 12/98→10/00 12/98→10/01 10/95→10/01 10/95→10/01	←  □	24.5112-0387.3	330519	L= 387
			←  □	24.5112-0388.3	330518	L= 385
			→	2	24.5228-0223.3	330530 L= 223













	kW			 	! #		
<b>FIAT - BRAVO I (182_) 10/95→10/01</b>							
 <b>Bremsschlauch</b>							
1.6	76	09/00→10/01	←	☐		24.5112-0387.3 330519	L= 387
1.6 16V (182.AB)	76	03/96→10/01	←	☐		24.5112-0388.3 330518	L= 385
1.6 16V (182.AH)	66	10/95→10/01	←	☐		24.5112-0388.3 330518	L= 385
1.8 GT (182.AC)	83	10/95→10/01	→		2	24.5228-0223.3 330530	L= 223
1.9 D	48	10/95→10/01	→				
1.9 JTD	74	09/00→10/01	→				
1.9 JTD 105	77	12/98→10/01	→				
2.0 HGT 20V (182.AD)	108	10/95→07/98	→				
2.0 HGT 20V (182AQ)	113	07/98→10/01	→				
1.9 TD 100 S (182.AF)	74	03/96→10/01	←	☐; 06/96→		24.5112-0387.3 330519	L= 387
1.9 TD 75 S (182.AF)	55	03/96→10/01	←	☐; 06/96→		24.5112-0388.3 330518	L= 385
			→	06/96→	2	24.5228-0223.3 330530	L= 223
<b>FIAT - BRAVO II (198_) 11/06→</b>							
 <b>Bremssattel</b>							
1.4	66	04/07→	←	☐		24.3541-1811.5 240429	BOS Ø 54 - Halter
			←	☐		24.3541-1812.5 240430	BOS Ø 54 - Halter
1.4 LPG	66	12/08→12/14	←	☐; 11/09→		24.3541-1811.5 240429	BOS Ø 54 - Halter
			←	☐; 11/09→		24.3541-1812.5 240430	BOS Ø 54 - Halter
1.4 T-Jet	88	09/07→	←	☐		24.3541-1809.5 240593	BOS Ø 54 - Halter
1.6 D Multijet	66	03/08→	←	☐		24.3541-1810.5 240594	BOS Ø 54 - Halter
1.6 D Multijet	85	11/08→	←	☐		24.3541-1810.5 240594	BOS Ø 54 - Halter
1.6 D Multijet	88	03/08→	←	☐			
1.9 D Multijet	66	04/07→12/08	←	☐			
1.9 D Multijet	88	04/07→	←	☐			
1.6 D Multijet	77	09/07→	←	☐; 03/08→		24.3541-1809.5 240593	BOS Ø 54 - Halter
			←	☐; 03/08→		24.3541-1810.5 240594	BOS Ø 54 - Halter
1.9 D Multijet	85	11/06→	←	☐; 04/07→		24.3541-1809.5 240593	BOS Ø 54 - Halter
			←	☐; 04/07→		24.3541-1810.5 240594	BOS Ø 54 - Halter
 <b>Bremsschlauch</b>							
1.4	66	04/07→	←		2	24.5112-0407.3 331459	L= 410
1.4 T-Jet	88	09/07→	→		2	24.5112-0187.3 331150	L= 187
1.4 T-Jet	110	09/07→	→				
1.6 D Multijet	66	03/08→	→				
1.6 D Multijet	85	11/08→	→				
1.6 D Multijet	88	03/08→	→				
1.9 D Multijet	66	04/07→12/08	→				
1.9 D Multijet	88	04/07→	→				
1.9 D Multijet	110	04/07→	→				
2.0 D Multijet	120	09/08→	→				
2.0 D Multijet	121	09/08→	→				
1.4 16V	103	03/08→	←	04/08→	2	24.5112-0407.3 331459	L= 410
			→	04/08→	2	24.5112-0187.3 331150	L= 187
1.4 LPG	66	12/08→12/14	←	11/09→	2	24.5112-0407.3 331459	L= 410
			→	11/09→	2	24.5112-0187.3 331150	L= 187
1.6 D Multijet	77	09/07→	←	03/08→	2	24.5112-0407.3 331459	L= 410
			→	03/08→	2	24.5112-0187.3 331150	L= 187
1.9 D Multijet	85	11/06→	←	04/07→	2	24.5112-0407.3 331459	L= 410
			→	04/07→	2	24.5112-0187.3 331150	L= 187
<b>FIAT - CINQUECENTO (170_) 07/91→07/99</b>							
 <b>Bremssattel</b>							
0.7 (170AA)	23	12/91→01/96	←	☐; 02/92→		24.3481-1743.5 240305	BDX Ø 48 - Halter
			←	☐; 02/92→		24.3481-1744.5 240306	BDX Ø 48 - Halter
0.7 i (170AD)	22	07/94→01/98	←	☐		24.3481-1743.5 240305	BDX Ø 48 - Halter
			←	☐		24.3481-1744.5 240306	BDX Ø 48 - Halter
0.9 i.e. S (170AF, 170CF)	29	07/91→07/99	←	☐; 02/92→ 05/98		24.3481-1743.5 240305	BDX Ø 48 - Halter
			←	☐; 02/92→ 05/98		24.3481-1744.5 240306	BDX Ø 48 - Halter
1.1 Sporting (170AH)	40	10/94→01/98	←	☐; 11/94→		24.3481-1743.5 240305	BDX Ø 48 - Halter
			←	☐; 11/94→		24.3481-1744.5 240306	BDX Ø 48 - Halter
 <b>Bremsschlauch</b>							
0.7 (170AA)	23	12/91→01/96	←	02/92→	2	24.5112-0445.3 330564	L= 445
↓							

	kW			 	! #		
<b>FIAT - CINQUECENTO (170_) 07/91→07/99</b>							
 <b>Bremsschlauch</b>							
0.7 (170AA)	23	12/91→01/96	➔	02/92→	2	24.5228-0275.3 330035	L= 275
0.7 i (170AD)	22	07/94→01/98	➔		2	24.5112-0445.3 330564	L= 445
			➔		2	24.5228-0275.3 330035	L= 275
0.9 i.e. S (170AF, 170CF)	29	07/91→07/99	➔	02/92→ 05/98	2	24.5112-0445.3 330564	L= 445
			➔	02/92→ 05/98	2	24.5228-0275.3 330035	L= 275
1.1 Sporting (170AH)	40	10/94→01/98	➔	11/94→	2	24.5112-0445.3 330564	L= 445
			➔	11/94→	2	24.5228-0275.3 330035	L= 275
<b>FIAT - COUPE (175_) 11/93→08/00</b>							
 <b>Bremssattel</b>							
2.0 16V	102	11/93→08/96	➔	☐; 12/93→ 06/96		24.3344-1703.5 240117	TRW Ø 34 - Halter
2.0 16V Turbo	140	11/93→08/96	➔	☐; 12/93→ 06/96		24.3344-1704.5 240118	TRW Ø 34 - Halter
 <b>Bremsschlauch</b>							
1.8 16V	96	03/96→08/00	➔	07/96→	2	83.6401-0159.3 330746	L= 160
2.0 16V	102	11/93→08/96	➔	12/93→ 06/96	2	83.6401-0159.3 330746	L= 160
2.0 20V	108	08/96→04/98	➔	01/97→	2	83.6401-0159.3 330746	L= 160
2.0 20V Turbo	162	08/96→08/00	➔		2	83.6401-0159.3 330746	L= 160
2.0 20V	113	04/98→08/00	➔		2	83.6401-0159.3 330746	L= 160
<b>FIAT - CROMA (194_) 06/05→</b>							
 <b>Bremssattel</b>							
1.8 16V	103	12/05→	➔	☐; 03/06→ 11/10; nur paarweise austauschen		11.9571-9781.2 220659	ATE Ø 57 - Halter
1.9 D Multijet	85	06/05→	➔		2	11.9571-9781.2 220659	ATE Ø 57 - Halter
1.9 D Multijet	88	06/05→					
2.2 16V	108	06/05→					
1.9 D Multijet	100	12/05→	➔	☐; 2060169→; → 11/10; nur paarweise austauschen		11.9571-9781.2 220659	ATE Ø 57 - Halter
1.9 D Multijet	110	06/05→	➔				
<b>Feder, Bremssattel</b>							
1.8 16V	103	12/05→	➔	01/06→ 02/06	2	11.8116-0295.2 390524	ATE
			➔	03/06→ 11/10	2	11.8116-0356.1 390586	ATE
1.9 D Multijet	85	06/05→	➔	→ 02/06	2	11.8116-0295.2 390524	ATE
1.9 D Multijet	88	06/05→	➔	03/06→ 11/10	2	11.8116-0356.1 390586	ATE
2.2 16V	108	06/05→					
1.9 D Multijet	100	12/05→	➔	2060169→; → 11/10	2	11.8116-0356.1 390586	ATE
1.9 D Multijet	110	06/05→	➔				
<b>Führungsbolzen, Bremssattel</b>							
1.8 16V	103	12/05→		01/06→ 02/06		11.8171-0008.1 990049	ATE
1.9 D Multijet	85	06/05→		→ 02/06		11.8171-0008.1 990049	ATE
1.9 D Multijet	88	06/05→					
2.2 16V	108	06/05→					
 <b>Bremsschlauch</b>							
1.8 16V	103	12/05→	➔	01/06→ 11/10	2	24.5241-0401.3 331021	L= 401,7
			➔	01/06→ 11/10	2	24.5112-0295.3 330907	L= 295
1.9 D Multijet	85	06/05→	➔	→ 11/10	2	24.5241-0401.3 331021	L= 401,7
1.9 D Multijet	88	06/05→	➔	→ 11/10	2	24.5112-0295.3 330907	L= 295
2.2 16V	108	06/05→					
1.9 D Multijet	100	12/05→	➔	→ 11/10	2	24.5153-0380.3 331044	L= 380
1.9 D Multijet	110	06/05→	➔	→ 11/10	2	24.5112-0295.3 330907	L= 295
2.4 D Multijet	147	06/05→					
<b>FIAT - DOBLO Cargo (223_) 11/00→</b>							
 <b>Bremssattel</b>							
1.3 D Multijet	55	10/05→01/10	➔	☐; für Bremsscheibendurchmesser [mm]: 258		24.3541-1769.5 240601	BOS Ø 54 - Halter
			➔	☐; für Bremsscheibendurchmesser [mm]: 258		24.3541-1770.5 240602	BOS Ø 54 - Halter
			➔	☐; für Bremsscheibendurchmesser [mm]: 284		24.3541-1829.5 240721	BOS Ø 54 - Halter
↓							

**FIAT - DOBLO Cargo (223\_) 11/00→**


 **Bremssattel**









1.3 D Multijet	55	10/05→01/10	←	 ; für Bremsscheibendurchmesser [mm]: 284	24.3541-1830.5	240722	BOS Ø 54 - Halter
1.3 JTD 16V Multijet	62	08/06→	←	 ; → 01/10;	24.3541-1769.5	240601	BOS Ø 54 - Halter
1.4	57	10/05→		für Bremsscheibendurchmesser [mm]: 258			
1.9 JTD Multijet	88	12/06→	←	 ; → 01/10;	24.3541-1770.5	240602	BOS Ø 54 - Halter
				für Bremsscheibendurchmesser [mm]: 258			
			←	 ; → 01/10;	24.3541-1829.5	240721	BOS Ø 54 - Halter
				für Bremsscheibendurchmesser [mm]: 284			
			←	 ; → 01/10;	24.3541-1830.5	240722	BOS Ø 54 - Halter
				für Bremsscheibendurchmesser [mm]: 284			
1.6 16V (223ZXD1A)	76	10/01→	←	 ; 10/05→ 01/10;	24.3541-1769.5	240601	BOS Ø 54 - Halter
1.6 Natural Power	76	09/02→		für Bremsscheibendurchmesser [mm]: 258			
1.9 JTD	77	07/03→					
1.9 JTD (223ZXE1A)	74	10/01→	←	 ; 10/05→ 01/10;	24.3541-1770.5	240602	BOS Ø 54 - Halter
				für Bremsscheibendurchmesser [mm]: 258			
			←	 ; 10/05→ 01/10;	24.3541-1829.5	240721	BOS Ø 54 - Halter
				für Bremsscheibendurchmesser [mm]: 284			
			←	 ; 10/05→ 01/10;	24.3541-1830.5	240722	BOS Ø 54 - Halter
				für Bremsscheibendurchmesser [mm]: 284			


 **Bremsschlauch**

1.2 (223XA1A)	48	03/01→	←	→ 09/05	2	24.5112-0475.3	330698	L= 475
1.3 JTD 16V	51	05/04→12/06						
1.9 D (223ZXB1A)	46	03/01→						
1.3 D Multijet	55	10/05→01/10	←		2	24.5112-0490.3	330876	L= 490
1.3 JTD 16V Multijet	62	08/06→	←	→ 01/10	2	24.5112-0490.3	330876	L= 490
1.4	57	10/05→						
1.9 JTD Multijet	88	12/06→						
1.6 16V (223ZXD1A)	76	10/01→	←	→ 09/05	2	24.5112-0475.3	330698	L= 475
1.6 Natural Power	76	09/02→						
1.9 JTD	77	07/03→		10/05→ 01/10	2	24.5112-0490.3	330876	L= 490
1.9 JTD (223ZXE1A)	74	10/01→						

**FIAT - DOBLO Großraumlimousine (119\_, 223\_) 03/01→**












 **Bremssattel**

1.3 D Multijet	62	10/05→	←	 ; → 01/10;	24.3541-1769.5	240601	BOS Ø 54 - Halter
1.4	57	10/05→		für Bremsscheibendurchmesser [mm]: 258			
1.9 D Multijet	88	10/05→	←	 ; → 01/10;	24.3541-1770.5	240602	BOS Ø 54 - Halter
				für Bremsscheibendurchmesser [mm]: 258			
			←	 ; → 01/10;	24.3541-1829.5	240721	BOS Ø 54 - Halter
				für Bremsscheibendurchmesser [mm]: 284			
			←	 ; → 01/10;	24.3541-1830.5	240722	BOS Ø 54 - Halter
				für Bremsscheibendurchmesser [mm]: 284			
1.3 JTD	55	05/05→	←	 ; 10/05→ 01/10;	24.3541-1769.5	240601	BOS Ø 54 - Halter
1.6 16V (223AXD1A)	76	10/01→		für Bremsscheibendurchmesser [mm]: 258			
1.6 Natural Power	76	09/02→					
1.9 JTD	77	07/03→					
1.9 JTD (223AXE1A)	74	10/01→	←	 ; 10/05→ 01/10;	24.3541-1770.5	240602	BOS Ø 54 - Halter
				für Bremsscheibendurchmesser [mm]: 258			
			←	 ; 10/05→ 01/10;	24.3541-1829.5	240721	BOS Ø 54 - Halter
				für Bremsscheibendurchmesser [mm]: 284			
			←	 ; 10/05→ 01/10;	24.3541-1830.5	240722	BOS Ø 54 - Halter
				für Bremsscheibendurchmesser [mm]: 284			

 **Bremsschlauch**

1.2 (223AXA1A)	48	03/01→	←	→ 09/05	2	24.5112-0475.3	330698	L= 475
1.9 D (223AXB1A)	46	03/01→						
1.3 D Multijet	62	10/05→	←	→ 01/10	2	24.5112-0490.3	330876	L= 490
1.4	57	10/05→						
1.9 D Multijet	88	10/05→						

↓								
---	--	--	--	--	--	--	--	--

	kw					! #		
<b>FIAT - DOBLO Großraumlimousine (119_, 223_) 03/01→</b>								
 <b>Bremsschlauch</b>								
1.3 JTD	55	05/05→	←	10/05→ 01/10	2	24.5112-0490.3	330876	L= 490
1.3 JTD 16V	51	12/04→05/05	←		2	24.5112-0475.3	330698	L= 475
1.6 16V (223AXD1A)	76	10/01→	←	→ 09/05	2	24.5112-0475.3	330698	L= 475
1.9 JTD	77	07/03→	←	10/05→ 01/10	2	24.5112-0490.3	330876	L= 490
1.9 JTD (223AXE1A)	74	10/01→	←		2	24.5112-0490.3	330876	L= 490
1.6 Natural Power	76	09/02→	←	→ 09/05	2	24.5112-0475.3	330698	L= 475
			←	10/05→ 01/10	2	24.5112-0490.3	330876	L= 490
			←	→ 01/10	2	24.5112-0490.3	330876	L= 490
<b>FIAT - DOBLO Kasten/Kombi (263_) 02/10→</b>								
 <b>Bremssattel</b>								
1.3 D Multijet	55	11/13→	←	☐; für Bremsscheibendurchmesser [mm]: 305	11.9571-9953.2	220871	ATE Ø 57 - Halter	
1.3 D Multijet	59	03/16→	←					
1.3 D Multijet	66	02/10→	←					
1.3 D Multijet	70	03/16→	←					
1.4	70	02/10→	←	☐; für Bremsscheibendurchmesser [mm]: 305	11.9571-9954.2	220872	ATE Ø 57 - Halter	
1.4	88	10/11→	←					
1.4 Natural Power	88	06/10→	←					
1.6 D Multijet	66	02/10→	←	☐; für Bremsscheibendurchmesser [mm]: 284	24.3541-1829.5	240721	BOS Ø 54 - Halter	
1.6 D Multijet	74	02/10→	←					
1.6 D Multijet	77	02/10→	←					
1.6 D Multijet	88	02/16→	←	☐; für Bremsscheibendurchmesser [mm]: 284	24.3541-1830.5	240722	BOS Ø 54 - Halter	
2.0 D Multijet	99	02/10→	←					
<b>Führungsbolzen, Bremssattel</b>								
1.3 D Multijet	55	11/13→		für Bremsscheibendurchmesser [mm]: 305	11.8171-0008.1	990049	ATE	
1.3 D Multijet	59	03/16→						
1.3 D Multijet	66	02/10→						
1.3 D Multijet	70	03/16→						
1.4	70	02/10→						
1.4	88	10/11→						
1.4 Natural Power	88	06/10→						
1.6 D Multijet	66	02/10→						
1.6 D Multijet	74	02/10→						
1.6 D Multijet	77	02/10→						
1.6 D Multijet	88	02/16→						
2.0 D Multijet	99	02/10→						
 <b>Bremsschlauch</b>								
1.3 D Multijet	55	11/13→	←		2	24.5112-0406.3	331496	L= 405
1.3 D Multijet	59	03/16→	→		2	24.5204-0200.3	331499	L= 200
1.3 D Multijet	66	02/10→						
1.3 D Multijet	70	03/16→						
1.4	70	02/10→						
1.4	88	10/11→						
1.4 Natural Power	88	06/10→						
1.6 D Multijet	66	02/10→						
1.6 D Multijet	74	02/10→						
1.6 D Multijet	77	02/10→						
1.6 D Multijet	88	02/16→						
2.0 D Multijet	99	02/10→						
<b>FIAT - DOBLO Kombi (263_) 11/09→</b>								
 <b>Bremssattel</b>								
1.3 D Multijet	55	03/15→	←	☐; für Bremsscheibendurchmesser [mm]: 305	11.9571-9953.2	220871	ATE Ø 57 - Halter	
1.3 D Multijet	66	02/10→	←					
1.3 D Multijet	70	03/16→	←					
1.4	70	02/10→	←	☐; für Bremsscheibendurchmesser [mm]: 305	11.9571-9954.2	220872	ATE Ø 57 - Halter	
1.4	88	10/11→	←					
1.4 Natural Power	88	02/10→	←					
1.6 D Multijet	66	02/10→	←	☐; für Bremsscheibendurchmesser [mm]: 284	24.3541-1829.5	240721	BOS Ø 54 - Halter	
1.6 D Multijet	70	03/15→	←					
1.6 D Multijet	74	03/16→	←					
1.6 D Multijet	77	02/10→	←					
1.6 D Multijet	88	03/15→	←	☐; für Bremsscheibendurchmesser [mm]: 284	24.3541-1830.5	240722	BOS Ø 54 - Halter	
2.0 D Multijet	99	02/10→	←					
<b>Führungsbolzen, Bremssattel</b>								
1.3 D Multijet	55	03/15→		für Bremsscheibendurchmesser [mm]: 305	11.8171-0008.1	990049	ATE	
1.3 D Multijet	66	02/10→						
1.3 D Multijet	70	03/16→						
1.4	70	02/10→						
1.4	88	10/11→						
1.4 Natural Power	88	02/10→						
1.6 D Multijet	66	02/10→						



**FIAT - DOBLO Kombi (263\_) 11/09→**

**Führungsbolzen, Bremsattel**





1.6 D Multijet	70	03/15→		für Bremsscheibendurchmesser [mm]: 305	11.8171-0008.1	990049	ATE
1.6 D Multijet	74	03/16→					
1.6 D Multijet	77	02/10→					
1.6 D Multijet	88	03/15→					
2.0 D Multijet	99	02/10→					

 **Bremsschlauch**

1.3 D Multijet	55	03/15→	←		2	24.5112-0406.3	331496	L= 405
1.3 D Multijet	66	02/10→						
1.3 D Multijet	70	03/16→	→		2	24.5204-0200.3	331499	L= 200
1.4	70	02/10→						
1.4	88	10/11→						
1.4 Natural Power	88	02/10→						
1.6 D Multijet	66	02/10→						
1.6 D Multijet	70	03/15→						
1.6 D Multijet	74	03/16→						
1.6 D Multijet	77	02/10→						
1.6 D Multijet	88	03/15→						
2.0 D Multijet	99	02/10→						

**FIAT - DOBLO Pritsche/Fahrgestell (263\_) 02/10→**

 **Bremssattel**

1.3 D Multijet	55	11/13→	←	 ; für Bremsscheibendurchmesser [mm]: 305	11.9571-9953.2	220871	ATE Ø 57 - Halter
1.3 D Multijet	59	03/16→					
1.3 D Multijet	66	02/10→					
1.3 D Multijet	70	03/16→	←	 ; für Bremsscheibendurchmesser [mm]: 305	11.9571-9954.2	220872	ATE Ø 57 - Halter
1.4	70	04/10→					
1.4	88	10/11→					
1.4 Natural Power	88	06/10→					
1.6 D Multijet	66	02/10→	←	 ; für Bremsscheibendurchmesser [mm]: 284	24.3541-1829.5	240721	BOS Ø 54 - Halter
1.6 D Multijet	74	02/11→					
1.6 D Multijet	77	02/10→					
1.6 D Multijet	88	02/16→	←	 ; für Bremsscheibendurchmesser [mm]: 284	24.3541-1830.5	240722	BOS Ø 54 - Halter
2.0 D Multijet	99	02/10→					


**Führungsbolzen, Bremsattel**







1.3 D Multijet	55	11/13→		für Bremsscheibendurchmesser [mm]: 305	11.8171-0008.1	990049	ATE
1.3 D Multijet	59	03/16→					
1.3 D Multijet	66	02/10→					
1.3 D Multijet	70	03/16→					
1.4	70	04/10→					
1.4	88	10/11→					
1.4 Natural Power	88	06/10→					
1.6 D Multijet	66	02/10→					
1.6 D Multijet	74	02/11→					
1.6 D Multijet	77	02/10→					
1.6 D Multijet	88	02/16→					
2.0 D Multijet	99	02/10→					










 **Bremsschlauch**

1.3 D Multijet	55	11/13→	←		2	24.5112-0406.3	331496	L= 405
1.3 D Multijet	59	03/16→						
1.3 D Multijet	66	02/10→	→		2	24.5204-0200.3	331499	L= 200
1.3 D Multijet	70	03/16→						
1.4	70	04/10→						
1.4	88	10/11→						
1.4 Natural Power	88	06/10→						
1.6 D Multijet	66	02/10→						
1.6 D Multijet	74	02/11→						
1.6 D Multijet	77	02/10→						
1.6 D Multijet	88	02/16→						
2.0 D Multijet	99	02/10→						












**FIAT - DUCATO Bus (230\_) 03/94→04/02**











 **Bremssattel**

1.9 D	50	04/98→04/02	→	 ; 11/01→ 03/02; Nutzlast [kg]: 1.000	24.3461-1701.5	240449	Ø 46 - Halter
1.9 D Combinato	51	06/95→04/02	→	 ; 11/01→ 03/02; Nutzlast [kg]: 1.000	24.3461-1702.5	240450	Ø 46 - Halter
1.9 TD	66	04/98→04/02					
1.9 TD Combinato	59	08/94→04/02					
1.9 TD Panorama/ Combinato	60	03/94→04/02					
1.9 D	59	05/98→11/01	→	 ; 11/01→; Nutzlast [kg]: 1.000	24.3461-1701.5	240449	Ø 46 - Halter
			→	 ; 11/01→; Nutzlast [kg]: 1.000	24.3461-1702.5	240450	Ø 46 - Halter
2.0 4x4	80	11/94→11/01	→	 ; 11/01→; Nutzlast ab [kg] 1.000 Nutzlast bis [kg] 1.800	24.3461-1701.5	240449	Ø 46 - Halter
			→	 ; 11/01→; Nutzlast ab [kg] 1.000 Nutzlast bis [kg] 1.800	24.3461-1702.5	240450	Ø 46 - Halter
↓							

	kw			 	! #		
<b>FIAT - DUCATO Bus (230_) 03/94→04/02</b>							
<b> Bremssattel</b>							
2.0 JTD	62	10/01→04/02	➡	☐; → 03/02; Nutzlast ab [kg] 1.400 Nutzlast bis [kg] 1.800		24.3461-1701.5 240449	Ø 46 - Halter
			➡	☐; → 03/02; Nutzlast ab [kg] 1.400 Nutzlast bis [kg] 1.800		24.3461-1702.5 240450	Ø 46 - Halter
2.0 Panorama/Combinato	80	03/94→04/02	➡	☐; 11/01→ 03/02; Nutzlast ab [kg] 1.000 Nutzlast bis [kg] 1.800		24.3461-1701.5 240449	Ø 46 - Halter
			➡	☐; 11/01→ 03/02; Nutzlast ab [kg] 1.000 Nutzlast bis [kg] 1.800		24.3461-1702.5 240450	Ø 46 - Halter
2.5 D Combinato	62	08/94→04/02	➡	☐; 11/01→ 03/02; Nutzlast ab [kg] 1.400 Nutzlast bis [kg] 1.800		24.3461-1701.5 240449	Ø 46 - Halter
2.5 TD	70	03/94→04/02					
2.5 TDI 4x4	85	04/97→04/02	➡	☐; 11/01→ 03/02; Nutzlast ab [kg] 1.400 Nutzlast bis [kg] 1.800		24.3461-1702.5 240450	Ø 46 - Halter
2.5 TDI Panorama/Combinato	80	07/94→04/02					
2.5 TDI Panorama/Combinato	85	03/94→04/02					
2.8 D	64	02/98→04/02					
2.8 JTD	94	11/00→04/02					
2.8 JTD 4x4	94	11/00→04/02					
2.8 TDI	90	10/97→04/02					
2.8 TDI 4x4	90	07/99→04/02					
<b>Zubehörsatz, Bremssattel</b>							
1.9 D	50	04/98→04/02	←	→ 10/01; Nutzlast [kg]: 1.000; + ABS		24.0101-4804.2 260050	TRW
1.9 D	59	05/98→11/01					
1.9 D Combinato	51	06/95→04/02					
1.9 TD	66	04/98→04/02					
1.9 TD Combinato	59	08/94→04/02					
1.9 TD Panorama/Combinato	60	03/94→04/02					
2.0 4x4	80	11/94→11/01	←	→ 10/01; Nutzlast ab [kg] 1.000 Nutzlast bis [kg] 1.400; + ABS		24.0101-4804.2 260050	TRW
2.0 Panorama/Combinato	80	03/94→04/02					
2.5 D Combinato	62	08/94→04/02	←	→ 10/01; Nutzlast [kg]: 1.400; + ABS		24.0101-4804.2 260050	TRW
2.8 D	64	02/98→04/02					
<b> Bremsschlauch</b>							
1.9 D	50	04/98→04/02	←	02/00→ 10/01; Nutzlast [kg]: 1.000	2	24.5112-0461.3 330616	L= 460
1.9 D Combinato	51	06/95→04/02				24.5112-0466.3 330579	L= 462
1.9 TD	66	04/98→04/02					
1.9 TD Combinato	59	08/94→04/02	←	→ 01/00; Nutzlast [kg]: 1.000	2	24.5112-0465.3 330526	L= 465
1.9 TD Panorama/Combinato	60	03/94→04/02				24.5112-0466.3 330579	L= 462
			←	11/01→ 03/02; Nutzlast [kg]: 1.000	2	24.5112-0470.3 331460	L= 470
						24.5112-0477.3 331299	L= 477
			➡	☐; → 10/01; Nutzlast [kg]: 1.000	1	24.5112-0340.3 330511	L= 340
			➡	☐; 11/01→ 03/02; Nutzlast [kg]: 1.000	1	83.6401-0159.3 330746	L= 160
1.9 D	59	05/98→11/01	←	02/00→ 10/01; Nutzlast [kg]: 1.000	2	24.5112-0461.3 330616	L= 460
						24.5112-0466.3 330579	L= 462
			←	→ 01/00; Nutzlast [kg]: 1.000	2	24.5112-0465.3 330526	L= 465
						24.5112-0466.3 330579	L= 462
			←	11/01→; Nutzlast [kg]: 1.000	2	24.5112-0470.3 331460	L= 470
						24.5112-0477.3 331299	L= 477
			➡	☐; → 10/01; Nutzlast [kg]: 1.000	1	24.5112-0340.3 330511	L= 340
			➡	☐; 11/01→; Nutzlast [kg]: 1.000	1	83.6401-0159.3 330746	L= 160
2.0 4x4	80	11/94→11/01	←	02/00→ 10/01; Nutzlast ab [kg] 1.000 Nutzlast bis [kg] 1.800	2	24.5112-0461.3 330616	L= 460
						24.5112-0466.3 330579	L= 462
			←	→ 01/00; Nutzlast ab [kg] 1.000 Nutzlast bis [kg] 1.800	2	24.5112-0465.3 330526	L= 465
						24.5112-0466.3 330579	L= 462
			←	11/01→; Nutzlast ab [kg] 1.000 Nutzlast bis [kg] 1.800	2	24.5112-0470.3 331460	L= 470
						24.5112-0477.3 331299	L= 477
			➡	☐; → 10/01; Nutzlast ab [kg] 1.000 Nutzlast bis [kg] 1.800	1	24.5112-0340.3 330511	L= 340
			➡	☐; 11/01→; Nutzlast ab [kg] 1.000 Nutzlast bis [kg] 1.800	1	83.6401-0159.3 330746	L= 160
2.0 JTD	62	10/01→04/02	←	→ 03/02; Nutzlast ab [kg] 1.400 Nutzlast bis [kg] 1.800	2	24.5112-0470.3 331460	L= 470
						24.5112-0477.3 331299	L= 477
			➡	☐; → 03/02; Nutzlast ab [kg] 1.400 Nutzlast bis [kg] 1.800	1	83.6401-0159.3 330746	L= 160
2.0 Panorama/Combinato	80	03/94→04/02	←	02/00→ 10/01; Nutzlast ab [kg] 1.000 Nutzlast bis [kg] 1.800	2	24.5112-0461.3 330616	L= 460
						24.5112-0466.3 330579	L= 462
			←	→ 01/00; Nutzlast ab [kg] 1.000 Nutzlast bis [kg] 1.800	2	24.5112-0465.3 330526	L= 465



	kw			 	! #		
<b>FIAT - DUCATO Bus (230_) 03/94→04/02</b>							
 <b>Bremsschlauch</b>							
2.0 Panorama/Combinato	80	03/94→04/02	←	→ 01/00; Nutzlast ab [kg] 1.000 Nutzlast bis [kg] 1.800		24.5112-0466.3 330579	L= 462
			←	11/01→ 03/02; Nutzlast ab [kg] 1.000 Nutzlast bis [kg] 1.800	2	24.5112-0470.3 331460 24.5112-0477.3 331299	L= 470 L= 477
			→	▣; → 10/01; Nutzlast ab [kg] 1.000 Nutzlast bis [kg] 1.800	1	24.5112-0340.3 330511	L= 340
			→	▣; 11/01→ 03/02; Nutzlast ab [kg] 1.000 Nutzlast bis [kg] 1.800	1	83.6401-0159.3 330746	L= 160
2.5 D Combinato	62	08/94→04/02	←	02/00→ 10/01; Nutzlast ab [kg] 1.400 Nutzlast bis [kg] 1.800	2	24.5112-0461.3 330616	L= 460
2.5 TD	70	03/94→04/02				24.5112-0466.3 330579	L= 462
2.5 TDI 4x4	85	04/97→04/02	←	→ 01/00; Nutzlast ab [kg] 1.400 Nutzlast bis [kg] 1.800	2	24.5112-0465.3 330526 24.5112-0466.3 330579	L= 465 L= 462
2.5 TDI Panorama/Combinato	80	07/94→04/02					
2.5 TDI Panorama/Combinato	85	03/94→04/02	←	11/01→ 03/02; Nutzlast ab [kg] 1.400 Nutzlast bis [kg] 1.800	2	24.5112-0470.3 331460	L= 470
2.8 D	64	02/98→04/02				24.5112-0477.3 331299	L= 477
2.8 TDI	90	10/97→04/02	→	▣; → 10/01; Nutzlast ab [kg] 1.400 Nutzlast bis [kg] 1.800	1	24.5112-0340.3 330511	L= 340
2.8 TDI 4x4	90	07/99→04/02	→	▣; 11/01→ 03/02; Nutzlast ab [kg] 1.400 Nutzlast bis [kg] 1.800	1	83.6401-0159.3 330746	L= 160
2.5 TD	85	06/94→09/01	←	02/00→; Nutzlast ab [kg] 1.400 Nutzlast bis [kg] 1.800	2	24.5112-0461.3 330616 24.5112-0466.3 330579	L= 460 L= 462
			←	→ 01/00; Nutzlast ab [kg] 1.400 Nutzlast bis [kg] 1.800	2	24.5112-0465.3 330526 24.5112-0466.3 330579	L= 465 L= 462
			→	▣; Nutzlast ab [kg] 1.400 Nutzlast bis [kg] 1.800	1	24.5112-0340.3 330511	L= 340
2.5 TD 4x4	80	11/94→04/98	←	Nutzlast ab [kg] 1.400 Nutzlast bis [kg] 1.800	2	24.5112-0465.3 330526 24.5112-0466.3 330579	L= 465 L= 462
			→	▣; Nutzlast ab [kg] 1.400 Nutzlast bis [kg] 1.800	1	24.5112-0340.3 330511	L= 340
2.8 JTD	94	11/00→04/02	←	→ 10/01; Nutzlast ab [kg] 1.400 Nutzlast bis [kg] 1.800	2	24.5112-0461.3 330616 24.5112-0466.3 330579	L= 460 L= 462
2.8 JTD 4x4	94	11/00→04/02	←	11/01→ 03/02; Nutzlast ab [kg] 1.400 Nutzlast bis [kg] 1.800	2	24.5112-0470.3 331460 24.5112-0477.3 331299	L= 470 L= 477
			→	▣; → 10/01; Nutzlast ab [kg] 1.400 Nutzlast bis [kg] 1.800	1	24.5112-0340.3 330511	L= 340
			→	▣; 11/01→ 03/02; Nutzlast ab [kg] 1.400 Nutzlast bis [kg] 1.800	1	83.6401-0159.3 330746	L= 160
<b>FIAT - DUCATO Bus (244_) 04/02→</b>							
 <b>Bremssattel</b>							
2.0	81	04/02→	→	▣; → 07/06; Nutzlast ab [kg] 1.100 Nutzlast bis [kg] 1.800		24.3461-1701.5 240449	Ø 46 - Halter
2.0 Bipower	81	11/02→					
2.0 JTD	62	04/02→	→	▣; → 07/06; Nutzlast ab [kg] 1.100 Nutzlast bis [kg] 1.800		24.3461-1702.5 240450	Ø 46 - Halter
2.3 JTD	81	04/02→					
2.8 JTD	94	04/02→					
2.8 JTD 4x4	94	07/02→					
2.0 4x4	81	05/02→07/06	→	▣; Nutzlast ab [kg] 1.100 Nutzlast bis [kg] 1.800		24.3461-1701.5 240449	Ø 46 - Halter
2.8 JTD	107	04/04→07/06					
2.8 TD	90	11/03→07/06	→	▣; Nutzlast ab [kg] 1.100 Nutzlast bis [kg] 1.800		24.3461-1702.5 240450	Ø 46 - Halter
2.8 TD 4x4	90	11/03→07/06					
 <b>Bremsschlauch</b>							
2.0	81	04/02→	←	→ 07/06; Nutzlast ab [kg] 1.100 Nutzlast bis [kg] 1.800	2	24.5112-0470.3 331460	L= 470
2.0 Bipower	81	11/02→				24.5112-0477.3 331299	L= 477
2.0 JTD	62	04/02→	→	→ 07/06; Nutzlast ab [kg] 1.100 Nutzlast bis [kg] 1.800	2	83.6401-0159.3 330746	L= 160
2.3 JTD	81	04/02→					
2.8 JTD	94	04/02→					
2.8 JTD 4x4	94	07/02→					
2.0 4x4	81	05/02→07/06	←	Nutzlast ab [kg] 1.100 Nutzlast bis [kg] 1.800	2	24.5112-0470.3 331460	L= 470
2.8 JTD	107	04/04→07/06				24.5112-0477.3 331299	L= 477
2.8 TD	90	11/03→07/06	→	Nutzlast ab [kg] 1.100 Nutzlast bis [kg] 1.800	2	83.6401-0159.3 330746	L= 160
2.8 TD 4x4	90	11/03→07/06					
<b>FIAT - DUCATO Bus (250_, 290_) 07/06→</b>							
 <b>Bremsschlauch</b>							
100 Multijet 2,2 D	74	07/06→	←		2	24.5112-0492.3 331217	L= 492
110 Multijet 2,3 D	83	10/11→	→	kurzer Radstand	2	24.5112-0417.3 331298	L= 417
115 Multijet 2,0 D	85	06/11→	→	langer Radstand	2	83.7101-9489.3 330906	L= 488,5
120 Multijet 2,3 D	88	07/06→					
130 Multijet 2,3 D	93	01/10→					
130 Multijet 2,3 D	96	01/11→					

	kw			 	! #		
<b>FIAT - DUCATO Bus (250_, 290_) 07/06→</b>							
 <b>Bremsschlauch</b>							
140 Natural Power	100	04/09→	←		2	24.5112-0492.3 331217	L= 492
150 Multijet 2,3 D	109	06/11→	→	kurzer Radstand	2	24.5112-0417.3 331298	L= 417
150 Multijet 3,0 D	107	04/10→	→	langer Radstand	2	83.7101-9489.3 330906	L= 488,5
160 Multijet 3,0 D	115	10/06→	→				
160 Multijet 3,0 D	116	07/06→					
180 Multijet 2,3 D	130	12/15→					
180 Multijet 3,0 D	130	06/11→					
150 Multijet 2,3 D	110	04/15→	←	12/15→	2	24.5112-0492.3 331217	L= 492
			→	12/15→; kurzer Radstand	2	24.5112-0417.3 331298	L= 417
			→	12/15→; langer Radstand	2	83.7101-9489.3 330906	L= 488,5
<b>FIAT - DUCATO Kasten (230_) 03/94→04/02</b>							
 <b>Bremssattel</b>							
1.9 D	50	04/98→04/02	→	☐; 11/01→ 03/02; Nutzlast [kg]: 1.000		24.3461-1701.5 240449	Ø 46 - Halter
1.9 D	51	03/94→04/02	→	☐; 11/01→ 03/02; Nutzlast [kg]: 1.000		24.3461-1702.5 240450	Ø 46 - Halter
1.9 TD	60	03/94→04/02	→				
1.9 TD	66	04/98→04/02	→				
1.9 TD CAT	59	08/94→04/02	→				
1.9 TD	59	05/98→11/01	→	☐; 11/01→; Nutzlast [kg]: 1.000		24.3461-1701.5 240449	Ø 46 - Halter
			→	☐; 11/01→; Nutzlast [kg]: 1.000		24.3461-1702.5 240450	Ø 46 - Halter
2.0	80	03/94→04/02	→	☐; 11/01→ 03/02; Nutzlast ab [kg] 1.000		24.3461-1701.5 240449	Ø 46 - Halter
2.0 4x4	80	11/94→04/02	→	Nutzlast bis [kg] 1.800			
			→	☐; 11/01→ 03/02; Nutzlast ab [kg] 1.000		24.3461-1702.5 240450	Ø 46 - Halter
				Nutzlast bis [kg] 1.800			
2.0 JTD	62	10/01→04/02	→	☐; → 03/02; Nutzlast ab [kg] 1.400 Nutzlast bis [kg] 1.800		24.3461-1701.5 240449	Ø 46 - Halter
			→	☐; → 03/02; Nutzlast ab [kg] 1.400 Nutzlast bis [kg] 1.800		24.3461-1702.5 240450	Ø 46 - Halter
2.5 D	62	03/94→04/02	→	☐; 11/01→ 03/02; Nutzlast ab [kg] 1.400		24.3461-1701.5 240449	Ø 46 - Halter
2.5 D 4x4	62	03/94→04/02	→	Nutzlast bis [kg] 1.800			
2.5 TDI	80	03/94→04/02	→				
2.5 TDI	85	03/94→04/02	→	☐; 11/01→ 03/02; Nutzlast ab [kg] 1.400		24.3461-1702.5 240450	Ø 46 - Halter
2.5 TDI 4x4	85	05/98→04/02	→	Nutzlast bis [kg] 1.800			
2.8 D	64	05/98→04/02	→				
2.8 D 4x4	64	08/98→04/02	→				
2.8 JTD	94	11/00→04/02	→				
2.8 JTD 4x4	94	11/00→04/02	→				
2.8 TDI	90	10/97→04/02	→				
2.8 TDI 4x4	90	06/99→04/02	→				
<b>Zubehörsatz, Bremssattel</b>							
1.9 D	50	04/98→04/02	←	→ 10/01; Nutzlast [kg]: 1.000; + ABS		24.0101-4804.2 260050	TRW
1.9 D	51	03/94→04/02	←				
1.9 TD	59	05/98→11/01	←				
1.9 TD	60	03/94→04/02	←				
1.9 TD	66	04/98→04/02	←				
1.9 TD CAT	59	08/94→04/02	←				
2.0	80	03/94→04/02	←	→ 10/01; Nutzlast ab [kg] 1.000 Nutzlast bis [kg] 1.400; + ABS		24.0101-4804.2 260050	TRW
2.0 4x4	80	11/94→04/02	←				
2.5 D	62	03/94→04/02	←	→ 10/01; Nutzlast [kg]: 1.400; + ABS		24.0101-4804.2 260050	TRW
2.5 D 4x4	62	03/94→04/02	←				
2.8 D	64	05/98→04/02	←				
2.8 D 4x4	64	08/98→04/02	←				
 <b>Bremsschlauch</b>							
1.9 D	50	04/98→04/02	←	02/00→ 10/01; Nutzlast [kg]: 1.000	2	24.5112-0461.3 330616	L= 460
1.9 D	51	03/94→04/02	←			24.5112-0466.3 330579	L= 462
1.9 TD	60	03/94→04/02	←				
1.9 TD	66	04/98→04/02	←	→ 01/00; Nutzlast [kg]: 1.000	2	24.5112-0465.3 330526	L= 465
1.9 TD CAT	59	08/94→04/02	←			24.5112-0466.3 330579	L= 462
			←	11/01→ 03/02; Nutzlast [kg]: 1.000	2	24.5112-0470.3 331460	L= 470
			←			24.5112-0477.3 331299	L= 477
			→	☐; → 10/01; Nutzlast [kg]: 1.000	1	24.5112-0340.3 330511	L= 340
			→	☐; 11/01→ 03/02; Nutzlast [kg]: 1.000	1	83.6401-0159.3 330746	L= 160
1.9 TD	59	05/98→11/01	←	02/00→ 10/01; Nutzlast [kg]: 1.000	2	24.5112-0461.3 330616	L= 460
			←			24.5112-0466.3 330579	L= 462
			←	→ 01/00; Nutzlast [kg]: 1.000	2	24.5112-0465.3 330526	L= 465
			←			24.5112-0466.3 330579	L= 462
			←	11/01→; Nutzlast [kg]: 1.000	2	24.5112-0470.3 331460	L= 470
			←			24.5112-0477.3 331299	L= 477
			→	☐; → 10/01; Nutzlast [kg]: 1.000	1	24.5112-0340.3 330511	L= 340





**FIAT - DUCATO Kasten (230\_) 03/94 → 04/02**

**Bremsschlauch**

1.9 TD	59	05/98 → 11/01	➔	☐; 11/01 →; Nutzlast [kg]: 1.000	1	83.6401-0159.3	330746	L= 160
2.0 2.0 4x4	80	03/94 → 04/02 11/94 → 04/02	➔	02/00 → 10/01; Nutzlast ab [kg] 1.000 Nutzlast bis [kg] 1.800	2	24.5112-0461.3	330616	L= 460
			➔	→ 01/00; Nutzlast ab [kg] 1.000 Nutzlast bis [kg] 1.800	2	24.5112-0465.3	330526	L= 465
			➔	24.5112-0466.3	330579	L= 462		
			➔	11/01 → 03/02; Nutzlast ab [kg] 1.000 Nutzlast bis [kg] 1.800	2	24.5112-0470.3	331460	L= 470
			➔	24.5112-0477.3	331299	L= 477		
			➔	☐; → 10/01; Nutzlast ab [kg] 1.000 Nutz- last bis [kg] 1.800	1	24.5112-0340.3	330511	L= 340
2.0 JTD	62	10/01 → 04/02	➔	☐; 11/01 → 03/02; Nutzlast ab [kg] 1.000 Nutzlast bis [kg] 1.800	1	83.6401-0159.3	330746	L= 160
			➔	→ 03/02; Nutzlast ab [kg] 1.400 Nutzlast bis [kg] 1.800	2	24.5112-0470.3	331460	L= 470
2.5 D 2.5 D 4x4 2.5 TDI 2.5 TDI 2.5 TDI 4x4 2.8 D 2.8 D 4x4 2.8 TDI 2.8 TDI 4x4	80 80 85 85 64 64 90 90	03/94 → 04/02 03/94 → 04/02 03/94 → 04/02 05/98 → 04/02 05/98 → 04/02 08/98 → 04/02 10/97 → 04/02 06/99 → 04/02	➔	→ 03/02; Nutzlast ab [kg] 1.400 Nutzlast bis [kg] 1.800	2	24.5112-0477.3	331299	L= 477
			➔	☐; → 03/02; Nutzlast ab [kg] 1.400 Nutz- last bis [kg] 1.800	1	83.6401-0159.3	330746	L= 160
			➔	02/00 → 10/01; Nutzlast ab [kg] 1.400 Nutzlast bis [kg] 1.800	2	24.5112-0461.3	330616	L= 460
			➔	24.5112-0466.3	330579	L= 462		
			➔	→ 01/00; Nutzlast ab [kg] 1.400 Nutzlast bis [kg] 1.800	2	24.5112-0465.3	330526	L= 465
			➔	24.5112-0466.3	330579	L= 462		
			➔	11/01 → 03/02; Nutzlast ab [kg] 1.400 Nutzlast bis [kg] 1.800	2	24.5112-0470.3	331460	L= 470
			➔	24.5112-0477.3	331299	L= 477		
			➔	☐; → 10/01; Nutzlast ab [kg] 1.400 Nutz- last bis [kg] 1.800	1	24.5112-0340.3	330511	L= 340
			➔	☐; 11/01 → 03/02; Nutzlast ab [kg] 1.400 Nutzlast bis [kg] 1.800	1	83.6401-0159.3	330746	L= 160
2.5 TD 2.5 TD 4x4 2.5 TD 4x4	80 80 85	06/94 → 08/98 11/94 → 04/98 11/94 → 04/98	➔	Nutzlast ab [kg] 1.400 Nutzlast bis [kg] 1.800	2	24.5112-0465.3	330526	L= 465
			➔	24.5112-0466.3	330579	L= 462		
			➔	☐; Nutzlast ab [kg] 1.400 Nutzlast bis [kg] 1.800	1	24.5112-0340.3	330511	L= 340
2.8 JTD 2.8 JTD 4x4	94 94	11/00 → 04/02 11/00 → 04/02	➔	→ 10/01; Nutzlast ab [kg] 1.400 Nutzlast bis [kg] 1.800	2	24.5112-0461.3	330616	L= 460
			➔	24.5112-0466.3	330579	L= 462		
			➔	11/01 → 03/02; Nutzlast ab [kg] 1.400 Nutzlast bis [kg] 1.800	2	24.5112-0470.3	331460	L= 470
			➔	24.5112-0477.3	331299	L= 477		
			➔	☐; → 10/01; Nutzlast ab [kg] 1.400 Nutz- last bis [kg] 1.800	1	24.5112-0340.3	330511	L= 340
2.8 TD 4x4	90	05/98 → 09/01	➔	☐; 11/01 → 03/02; Nutzlast ab [kg] 1.400 Nutzlast bis [kg] 1.800	1	83.6401-0159.3	330746	L= 160
			➔	02/00 →; Nutzlast ab [kg] 1.400 Nutzlast bis [kg] 1.800	2	24.5112-0461.3	330616	L= 460
			➔	24.5112-0466.3	330579	L= 462		
			➔	→ 01/00; Nutzlast ab [kg] 1.400 Nutzlast bis [kg] 1.800	2	24.5112-0465.3	330526	L= 465
			➔	24.5112-0466.3	330579	L= 462		
			➔	☐; Nutzlast ab [kg] 1.400 Nutzlast bis [kg] 1.800	1	24.5112-0340.3	330511	L= 340












**FIAT - DUCATO Kasten (244\_) 04/02 →**

**Bremssattel**








2.0	81	04/02 →	➔	☐; → 07/06; Nutzlast ab [kg] 1.100 Nutz- last bis [kg] 1.800		24.3461-1701.5	240449	Ø 46 - Halter
2.0 Bipower	81	11/02 →	➔	☐; → 07/06; Nutzlast ab [kg] 1.100 Nutz- last bis [kg] 1.800		24.3461-1702.5	240450	Ø 46 - Halter
2.0 JTD	62	04/02 →	➔					
2.3 JTD	81	04/02 →	➔					
2.8 JTD	94	04/02 →	➔					
2.8 JTD 4x4	94	07/02 →	➔					
2.8 JTD Power	107	05/04 →	➔					
2.8 TD	90	04/02 → 07/06	➔	☐; Nutzlast ab [kg] 1.100 Nutzlast bis [kg] 1.800		24.3461-1701.5	240449	Ø 46 - Halter
			➔	☐; Nutzlast ab [kg] 1.100 Nutzlast bis [kg] 1.800		24.3461-1702.5	240450	Ø 46 - Halter














**Bremsschlauch**











2.0	81	04/02 →	➔	☐; → 07/06; Nutzlast ab [kg] 1.100 Nutzlast bis [kg] 1.800	2	24.5112-0470.3	331460	L= 470
2.0 Bipower	81	11/02 →	➔	☐; → 07/06; Nutzlast ab [kg] 1.100 Nutzlast bis [kg] 1.800	2	24.5112-0477.3	331299	L= 477
2.0 JTD	62	04/02 →	➔					
2.3 JTD	81	04/02 →	➔					
2.8 JTD	94	04/02 →	➔					
2.8 JTD 4x4	94	07/02 →	➔					
2.8 JTD Power	107	05/04 →	➔					
2.8 TD	90	04/02 → 07/06	➔	Nutzlast ab [kg] 1.100 Nutzlast bis [kg] 1.800	2	24.5112-0470.3	331460	L= 470
			➔			24.5112-0477.3	331299	L= 477












	kW					! #		
<b>FIAT - DUCATO Kasten (244_) 04/02→</b>								
 <b>Bremsschlauch</b>								
2.8 TD	90	04/02→07/06	➡	Nutzlast ab [kg] 1.100 Nutzlast bis [kg] 1.800	2	83.6401-0159.3	330746	L= 160
<b>FIAT - DUCATO Kasten (250_, 290_) 07/06→</b>								
 <b>Bremsschlauch</b>								
100 Multijet 2,2 D	74	07/06→	←		2	24.5112-0492.3	331217	L= 492
110 Multijet 2,3 D	83	10/11→						
115 Multijet 2,0 D	85	06/11→	➡	kurzer Radstand	2	24.5112-0417.3	331298	L= 417
120 Multijet 2,3 D	88	07/06→						
120 Multijet 2,3 D 4x4	88	03/10→	➡	langer Radstand	2	83.7101-9489.3	330906	L= 488,5
130 Multijet 2,3 D	96	01/11→						
140 Natural Power	100	04/09→						
150 Multijet 2,3 D	109	06/11→						
150 Multijet 2,3 D	110	12/15→						
150 Multijet 3,0 D	107	04/10→						
160 Multijet 3,0 D	115	07/06→12/11						
160 Multijet 3,0 D	116	07/06→						
180 Multijet 2,3 D	130	12/15→						
180 Multijet 3,0 D	130	06/11→						
130 Multijet 2,3 D	93	08/06→	←	01/07→	2	24.5112-0492.3	331217	L= 492
			➡	01/07→; kurzer Radstand	2	24.5112-0417.3	331298	L= 417
			➡	01/07→; langer Radstand	2	83.7101-9489.3	330906	L= 488,5
<b>FIAT - DUCATO Pritsche/Fahrgestell (230_) 03/94→04/02</b>								
 <b>Bremssattel</b>								
1.9 D	50	04/98→04/02	➡	☐; 11/01→ 03/02; Nutzlast [kg]: 1.000		24.3461-1701.5	240449	Ø 46 - Halter
1.9 D	51	03/94→04/02						
1.9 TD	60	03/94→04/02	➡	☐; 11/01→ 03/02; Nutzlast [kg]: 1.000		24.3461-1702.5	240450	Ø 46 - Halter
1.9 TD	66	04/98→04/02						
1.9 TD CAT	59	08/94→04/02						
1.9 TD	59	05/98→11/01	➡	☐; 11/01→; Nutzlast [kg]: 1.000		24.3461-1701.5	240449	Ø 46 - Halter
			➡	☐; 11/01→; Nutzlast [kg]: 1.000		24.3461-1702.5	240450	Ø 46 - Halter
2.0	80	03/94→04/02	➡	☐; 11/01→ 03/02; Nutzlast ab [kg] 1.000 Nutzlast bis [kg] 1.800		24.3461-1701.5	240449	Ø 46 - Halter
			➡	☐; 11/01→ 03/02; Nutzlast ab [kg] 1.000 Nutzlast bis [kg] 1.800		24.3461-1702.5	240450	Ø 46 - Halter
2.0 JTD	62	07/01→04/02	➡	☐; 10/01→ 03/02; Nutzlast ab [kg] 1.400 Nutzlast bis [kg] 1.800		24.3461-1701.5	240449	Ø 46 - Halter
			➡	☐; 10/01→ 03/02; Nutzlast ab [kg] 1.400 Nutzlast bis [kg] 1.800		24.3461-1702.5	240450	Ø 46 - Halter
2.5 D	62	03/94→04/02	➡	☐; 11/01→ 03/02; Nutzlast ab [kg] 1.400 Nutzlast bis [kg] 1.800		24.3461-1701.5	240449	Ø 46 - Halter
2.5 D 4x4	62	03/94→04/02						
2.5 TDI	80	03/94→04/02	➡	☐; 11/01→ 03/02; Nutzlast ab [kg] 1.400 Nutzlast bis [kg] 1.800		24.3461-1702.5	240450	Ø 46 - Halter
2.5 TDI 4x4	85	03/94→04/02						
2.8 D	64	02/98→04/02						
2.8 JTD	94	11/00→04/02						
2.8 JTD	94	03/01→04/02						
2.8 JTD 4x4	94	10/01→04/02						
2.8 TDI	90	12/98→04/02						
<b>Zubehörsatz, Bremssattel</b>								
1.9 D	50	04/98→04/02	←	→ 10/01; Nutzlast [kg]: 1.000; + ABS		24.0101-4804.2	260050	TRW
1.9 D	51	03/94→04/02						
1.9 TD	59	05/98→11/01						
1.9 TD	60	03/94→04/02						
1.9 TD	66	04/98→04/02						
1.9 TD CAT	59	08/94→04/02						
2.0	80	03/94→04/02	←	→ 10/01; Nutzlast ab [kg] 1.000 Nutzlast bis [kg] 1.400; + ABS		24.0101-4804.2	260050	TRW
2.5 D	62	03/94→04/02	←	→ 10/01; Nutzlast [kg]: 1.400; + ABS		24.0101-4804.2	260050	TRW
2.5 D 4x4	62	03/94→04/02						
2.8 D	64	02/98→04/02						
 <b>Bremsschlauch</b>								
1.9 D	50	04/98→04/02	←	02/00→ 10/01; Nutzlast [kg]: 1.000	2	24.5112-0461.3	330616	L= 460
1.9 D	51	03/94→04/02				24.5112-0466.3	330579	L= 462
1.9 TD	60	03/94→04/02						
1.9 TD	66	04/98→04/02	←	→ 01/00; Nutzlast [kg]: 1.000	2	24.5112-0465.3	330526	L= 465
1.9 TD CAT	59	08/94→04/02				24.5112-0466.3	330579	L= 462
			←	11/01→ 03/02; Nutzlast [kg]: 1.000	2	24.5112-0470.3	331460	L= 470
						24.5112-0477.3	331299	L= 477
			➡	☐; → 10/01; Nutzlast [kg]: 1.000	1	24.5112-0340.3	330511	L= 340
↓								


























	kw			 	! #		
<b>FIAT - DUCATO Pritsche/Fahrgestell (230_) 03/94→04/02</b>							
<b>Bremsschlauch</b>							
1.9 D 1.9 D 1.9 TD 1.9 TD 1.9 TD CAT	50 51 60 66 59	04/98→04/02 03/94→04/02 03/94→04/02 04/98→04/02 08/94→04/02	➡	■; 11/01→ 03/02; Nutzlast [kg]: 1.000	1	83.6401-0159.3 330746	L= 160
1.9 TD	59	05/98→11/01	⬅	02/00→ 10/01; Nutzlast [kg]: 1.000	2	24.5112-0461.3 330616 24.5112-0466.3 330579	L= 460 L= 462
			⬅	→ 01/00; Nutzlast [kg]: 1.000	2	24.5112-0465.3 330526 24.5112-0466.3 330579	L= 465 L= 462
			⬅	11/01→; Nutzlast [kg]: 1.000	2	24.5112-0470.3 331460 24.5112-0477.3 331299	L= 470 L= 477
			➡	■; → 10/01; Nutzlast [kg]: 1.000	1	24.5112-0340.3 330511	L= 340
			➡	■; 11/01→; Nutzlast [kg]: 1.000	1	83.6401-0159.3 330746	L= 160
2.0	80	03/94→04/02	⬅	02/00→ 10/01; Nutzlast ab [kg] 1.000 Nutzlast bis [kg] 1.800	2	24.5112-0461.3 330616 24.5112-0466.3 330579	L= 460 L= 462
			⬅	→ 01/00; Nutzlast ab [kg] 1.000 Nutzlast bis [kg] 1.800	2	24.5112-0465.3 330526 24.5112-0466.3 330579	L= 465 L= 462
			⬅	11/01→ 03/02; Nutzlast ab [kg] 1.000 Nutzlast bis [kg] 1.800	2	24.5112-0470.3 331460 24.5112-0477.3 331299	L= 470 L= 477
			➡	■; → 10/01; Nutzlast ab [kg] 1.000 Nutz- last bis [kg] 1.800	1	24.5112-0340.3 330511	L= 340
			➡	■; 11/01→ 03/02; Nutzlast ab [kg] 1.000 Nutzlast bis [kg] 1.800	1	83.6401-0159.3 330746	L= 160
2.0 JTD	62	07/01→04/02	⬅	10/01→ 03/02; Nutzlast ab [kg] 1.400 Nutzlast bis [kg] 1.800	2	24.5112-0470.3 331460 24.5112-0477.3 331299	L= 470 L= 477
			➡	■; 10/01→ 03/02; Nutzlast ab [kg] 1.400 Nutzlast bis [kg] 1.800	1	83.6401-0159.3 330746	L= 160
2.5 D 2.5 D 4x4 2.5 TDI 2.5 TDI 2.5 TDI 4x4 2.8 D 2.8 TDI	62 62 80 85 85 64 90	03/94→04/02 03/94→04/02 03/94→04/02 03/94→04/02 06/98→04/02 02/98→04/02 12/98→04/02	⬅	02/00→ 10/01; Nutzlast ab [kg] 1.400 Nutzlast bis [kg] 1.800	2	24.5112-0461.3 330616 24.5112-0466.3 330579	L= 460 L= 462
			⬅	→ 01/00; Nutzlast ab [kg] 1.400 Nutzlast bis [kg] 1.800	2	24.5112-0465.3 330526 24.5112-0466.3 330579	L= 465 L= 462
			⬅	11/01→ 03/02; Nutzlast ab [kg] 1.400 Nutzlast bis [kg] 1.800	2	24.5112-0470.3 331460 24.5112-0477.3 331299	L= 470 L= 477
			➡	■; → 10/01; Nutzlast ab [kg] 1.400 Nutz- last bis [kg] 1.800	1	24.5112-0340.3 330511	L= 340
			➡	■; 11/01→ 03/02; Nutzlast ab [kg] 1.400 Nutzlast bis [kg] 1.800	1	83.6401-0159.3 330746	L= 160
2.5 TD 2.5 TD 2.5 TD 4x4	80 85 85	06/94→08/98 06/94→04/98 11/94→04/98	⬅	Nutzlast ab [kg] 1.400 Nutzlast bis [kg] 1.800	2	24.5112-0465.3 330526 24.5112-0466.3 330579	L= 465 L= 462
			➡	■; Nutzlast ab [kg] 1.400 Nutzlast bis [kg] 1.800	1	24.5112-0340.3 330511	L= 340
2.8 iDTD 4x4	90	05/98→09/01	⬅	02/00→; Nutzlast ab [kg] 1.400 Nutzlast bis [kg] 1.800	2	24.5112-0461.3 330616 24.5112-0466.3 330579	L= 460 L= 462
			⬅	→ 01/00; Nutzlast ab [kg] 1.400 Nutzlast bis [kg] 1.800	2	24.5112-0465.3 330526 24.5112-0466.3 330579	L= 465 L= 462
			➡	■; Nutzlast ab [kg] 1.400 Nutzlast bis [kg] 1.800	1	24.5112-0340.3 330511	L= 340
2.8 JTD 2.8 JTD 2.8 JTD 4x4	94 94 94	11/00→04/02 03/01→04/02 10/01→04/02	⬅	→ 10/01; Nutzlast ab [kg] 1.400 Nutzlast bis [kg] 1.800	2	24.5112-0461.3 330616 24.5112-0466.3 330579	L= 460 L= 462
			⬅	11/01→ 03/02; Nutzlast ab [kg] 1.400 Nutzlast bis [kg] 1.800	2	24.5112-0470.3 331460 24.5112-0477.3 331299	L= 470 L= 477
			➡	■; → 10/01; Nutzlast ab [kg] 1.400 Nutz- last bis [kg] 1.800	1	24.5112-0340.3 330511	L= 340
			➡	■; 11/01→ 03/02; Nutzlast ab [kg] 1.400 Nutzlast bis [kg] 1.800	1	83.6401-0159.3 330746	L= 160
2.8 TD 4x4	64	05/98→11/01	⬅	02/00→ 10/01; Nutzlast ab [kg] 1.400 Nutzlast bis [kg] 1.800	2	24.5112-0461.3 330616 24.5112-0466.3 330579	L= 460 L= 462
			⬅	→ 01/00; Nutzlast ab [kg] 1.400 Nutzlast bis [kg] 1.800	2	24.5112-0465.3 330526 24.5112-0466.3 330579	L= 465 L= 462
			➡	■; → 09/01; Nutzlast ab [kg] 1.400 Nutz- last bis [kg] 1.800	1	24.5112-0340.3 330511	L= 340

	kw					! #		
<b>FIAT - DUCATO Pritsche/Fahrgestell (244_) 04/02→</b>								
 <b>Bremssattel</b>								
2.0	81	04/02→07/06	➔	☐; Nutzlast ab [kg] 1.100 Nutzlast bis [kg] 1.800		24.3461-1701.5	240449	Ø 46 - Halter
2.0 JTD	62	04/02→07/06						
2.3 JTD	81	04/02→07/06	➔	☐; Nutzlast ab [kg] 1.100 Nutzlast bis [kg] 1.800		24.3461-1702.5	240450	Ø 46 - Halter
2.8 JTD	90	11/03→07/06						
2.8 JTD	94	04/02→07/06						
2.8 JTD 4x4	94	10/02→07/06						
2.8 JTD Power	107	05/04→07/06						
 <b>Bremsschlauch</b>								
2.0	81	04/02→07/06	➔	Nutzlast ab [kg] 1.100 Nutzlast bis [kg] 1.800	2	24.5112-0470.3	331460	L= 470
2.0 JTD	62	04/02→07/06				24.5112-0477.3	331299	L= 477
2.3 JTD	81	04/02→07/06						
2.8 JTD	90	11/03→07/06	➔	Nutzlast ab [kg] 1.100 Nutzlast bis [kg] 1.800	2	83.6401-0159.3	330746	L= 160
2.8 JTD	94	04/02→07/06						
2.8 JTD 4x4	94	10/02→07/06						
2.8 JTD Power	107	05/04→07/06						
<b>FIAT - DUCATO Pritsche/Fahrgestell (250_, 290_) 07/06→</b>								
 <b>Bremsschlauch</b>								
100 Multijet 2,2 D	74	07/06→	➔		2	24.5112-0492.3	331217	L= 492
110 Multijet 2,3 D	83	10/11→						
115 Multijet 2,0 D	85	06/11→	➔	kurzer Radstand	2	24.5112-0417.3	331298	L= 417
120 Multijet 2,3 D	88	07/06→	➔	langer Radstand	2	83.7101-9489.3	330906	L= 488,5
120 Multijet 2,3 D 4x4	88	03/10→						
140 Natural Power	100	04/09→						
150 Multijet 2,3 D	109	06/11→						
150 Multijet 2,3 D	110	12/15→						
150 Multijet 3,0 D	107	04/10→						
160 Multijet 3,0 D	115	07/06→12/11						
160 Multijet 3,0 D	116	07/06→						
180 Multijet 2,3 D	130	12/15→						
180 Multijet 3,0 D	130	06/11→						
130 Multijet 2,3 D	93	08/06→	➔	01/07→	2	24.5112-0492.3	331217	L= 492
130 Multijet 2,3 D	96	10/06→	➔	01/07→; kurzer Radstand	2	24.5112-0417.3	331298	L= 417
			➔	01/07→; langer Radstand	2	83.7101-9489.3	330906	L= 488,5
<b>FIAT - FIORINO Kasten/Kombi (225_) 01/07→</b>								
 <b>Bremssattel</b>								
1.2 Flex	52	02/08→	➔	☐		24.3541-1769.5	240601	BOS Ø 54 - Halter
1.3 D Multijet	59	03/15→						
1.4	57	10/09→	➔	☐		24.3541-1770.5	240602	BOS Ø 54 - Halter
1.3 D Multijet	55	11/07→	➔	☐; 09/08→		24.3541-1769.5	240601	BOS Ø 54 - Halter
1.4	54	11/07→	➔	☐; 09/08→		24.3541-1770.5	240602	BOS Ø 54 - Halter
1.3 D Multijet	70	07/09→	➔	☐; 07/10→		24.3541-1829.5	240721	BOS Ø 54 - Halter
1.4 Natural Power	57	06/08→	➔	☐; 10/09→		24.3541-1769.5	240601	BOS Ø 54 - Halter
			➔	☐; 10/09→		24.3541-1770.5	240602	BOS Ø 54 - Halter
 <b>Bremsschlauch</b>								
1.2 Flex	52	02/08→	➔		2	24.5112-0402.3	331297	L= 402
1.3 D Multijet	59	03/15→						
1.4	57	10/09→	➔		2	24.5228-0181.3	331279	L= 180
1.3 D Multijet	55	11/07→	➔	09/08→	2	24.5112-0402.3	331297	L= 402
1.4	54	11/07→	➔	09/08→	2	24.5228-0181.3	331279	L= 180
1.3 D Multijet	70	07/09→	➔	07/10→	2	24.5112-0402.3	331297	L= 402
			➔	07/10→	2	24.5228-0181.3	331279	L= 180
1.4 Natural Power	57	06/08→	➔	10/09→	2	24.5112-0402.3	331297	L= 402
			➔	10/09→	2	24.5228-0181.3	331279	L= 180
<b>FIAT - FIORINO Kasten (146_) 01/88→</b>								
 <b>Bremsschlauch</b>								
1.3	43	05/88→09/98	➔	09/93→	2	24.5112-0355.3	330758	L= 355
1.4	52	11/92→10/96						
60 1.7 D	42	05/88→10/96						
60 1.7 D	44	05/88→05/00						
1.7 TD	46	11/96→05/00	➔		2	24.5112-0355.3	330758	L= 355
65 1.7 TD	46	01/97→05/01	➔	→ 03/01	2	24.5112-0355.3	330758	L= 355
70 i.e. 1.4	49	05/94→05/01						
75 i.e. 1.6	55	10/93→05/01						















































































	kW			 	! #		
<b>FIAT - FIORINO Pick up (146_) 01/88→05/01</b>							
 <b>Bremsschlauch</b>							
1.4	49	05/94→05/01	←	→ 03/01	2	24.5112-0355.3 330758	L= 355
1.4	55	01/94→05/01					
1.7 TD	46	01/97→05/01					
1.4	52	10/93→10/96	←		2	24.5112-0355.3 330758	L= 355
1.7 D	42	10/93→10/99					
1.7 D	44	05/88→10/99	←	09/93→	2	24.5112-0355.3 330758	L= 355
<b>FIAT - GRANDE PUNTO (199_) 10/05→</b>							
 <b>Bremssattel</b>							
1.3 D Multijet	51	07/08→	←	☐; → 01/11		24.3541-1769.5 240601	BOS Ø 54 - Halter
1.4	55	06/06→					
1.4	57	10/05→	←	☐; → 01/11		24.3541-1770.5 240602	BOS Ø 54 - Halter
1.4 16V	66	09/06→					
1.4 16V	70	10/05→					
1.4 16V	112	09/07→07/12					
1.4 LPG	57	12/08→					
1.4 Natural Power	57	07/08→					
1.3 D Multijet	55	10/05→	←	☐; 04/08→ 01/11		24.3541-1769.5 240601	BOS Ø 54 - Halter
			←	☐; 04/08→ 01/11		24.3541-1770.5 240602	BOS Ø 54 - Halter
1.3 D Multijet	56	06/09→	←	☐; → 01/11		24.3541-1769.5 240601	BOS Ø 54 - Halter
			←	☐; → 01/11		24.3541-1770.5 240602	BOS Ø 54 - Halter
			←	☐; 10/09→		24.3541-1829.5 240721	BOS Ø 54 - Halter
1.3 D Multijet	62	04/10→	←	☐; → 01/11		24.3541-1829.5 240721	BOS Ø 54 - Halter
1.3 D Multijet	66	10/05→					
1.4 T-Jet	88	09/07→	←	☐; → 01/11		24.3541-1830.5 240722	BOS Ø 54 - Halter
1.6 D Multijet	88	07/08→					
1.9 D Multijet	88	10/05→					
1.9 D Multijet	85	06/06→12/09	←	☐		24.3541-1829.5 240721	BOS Ø 54 - Halter
			←	☐		24.3541-1830.5 240722	BOS Ø 54 - Halter
1.9 D Multijet	96	10/05→	←	☐; 02/06→ 01/11		24.3541-1829.5 240721	BOS Ø 54 - Halter
			←	☐; 02/06→ 01/11		24.3541-1830.5 240722	BOS Ø 54 - Halter
 <b>Bremsschlauch</b>							
1.2	48	10/05→	←	→ 01/11	2	24.5112-0402.3 331297	L= 402
1.2	50	09/06→					
1.2	51	09/10→	→	am Bremssattel; → 01/11	2	24.5112-0142.3 331016	L= 142
1.3 D Multijet	51	07/08→	→	→ 01/11	2	24.5228-0216.3 330908	L= 215
1.3 D Multijet	62	04/10→					
1.3 D Multijet	66	10/05→					
1.4	55	06/06→					
1.4	57	10/05→					
1.4 16V	66	09/06→					
1.4 16V	70	10/05→					
1.4 16V	112	09/07→07/12					
1.4 LPG	57	12/08→					
1.4 Natural Power	57	07/08→					
1.4 T-Jet	88	09/07→					
1.6 D Multijet	88	07/08→					
1.9 D Multijet	88	10/05→					
1.2 LPG	51	07/08→	←	09/10→ 01/11	2	24.5112-0402.3 331297	L= 402
			→	am Bremssattel; 09/10→ 01/11	2	24.5112-0142.3 331016	L= 142
			→	09/10→ 01/11	2	24.5228-0216.3 330908	L= 215
1.3 D Multijet	55	10/05→	←	04/08→ 01/11	2	24.5112-0402.3 331297	L= 402
			→	am Bremssattel; 04/08→ 01/11	2	24.5112-0142.3 331016	L= 142
			→	04/08→ 01/11	2	24.5228-0216.3 330908	L= 215
1.3 D Multijet	56	06/09→	←	→ 01/11	2	24.5112-0402.3 331297	L= 402
			←	10/09→	2	24.5112-0402.3 331297	L= 402
			→	am Bremssattel; 10/09→	2	24.5112-0142.3 331016	L= 142
			→	am Bremssattel; → 01/11	2	24.5112-0142.3 331016	L= 142
			→	→ 01/11	2	24.5228-0216.3 330908	L= 215
			→	10/09→	2	24.5228-0216.3 330908	L= 215
1.4 (199.AXN1B)	114	12/07→06/10	→	am Bremssattel	2	24.5112-0142.3 331016	L= 142
			→		2	24.5228-0216.3 330908	L= 215
1.4 (199.AXX1B)	132	12/07→12/12	→	am Bremssattel; → 01/11	2	24.5112-0142.3 331016	L= 142
			→	→ 01/11	2	24.5228-0216.3 330908	L= 215
↓							























	kW			 	! #		
<b>FIAT - GRANDE PUNTO (199_) 10/05→</b>							
 <b>Bremsschlauch</b>							
1.9 D Multijet	85	06/06→12/09	←		2	24.5112-0402.3 331297	L= 402
			→	am Bremssattel	2	24.5112-0142.3 331016	L= 142
			→		2	24.5228-0216.3 330908	L= 215
1.9 D Multijet	96	10/05→	←	02/06→ 01/11	2	24.5112-0402.3 331297	L= 402
			→	am Bremssattel; 02/06→ 01/11	2	24.5112-0142.3 331016	L= 142
			→	02/06→ 01/11	2	24.5228-0216.3 330908	L= 215
<b>FIAT - IDEA (350_) 12/03→</b>							
 <b>Bremssattel</b>							
1.2 16V	59	01/04→	←	☐; → 02/08		24.3541-1811.5 240429	BOS Ø 54 - Halter
1.3 D Multijet	51	01/04→	←	☐; → 02/08		24.3541-1812.5 240430	BOS Ø 54 - Halter
1.4 16V	70	01/04→	←	☐; → 02/08		24.3541-1811.5 240429	BOS Ø 54 - Halter
1.4	57	10/05→	←	☐; 11/05→ 02/08		24.3541-1812.5 240430	BOS Ø 54 - Halter
			←	☐; 11/05→ 02/08		24.3541-1811.5 240429	BOS Ø 54 - Halter
1.4	66	12/03→	←	☐; 01/04→ 02/08		24.3541-1812.5 240430	BOS Ø 54 - Halter
			←	☐; 01/04→ 02/08		24.3541-1811.5 240429	BOS Ø 54 - Halter
1.4 LPG	57	03/09→	←	☐; 06/09→ 07/12		24.3541-1812.5 240430	BOS Ø 54 - Halter
			←	☐; 06/09→ 07/12		24.3541-1811.5 240429	BOS Ø 54 - Halter
1.6 D Multijet	85	11/08→12/10	→	☐		24.3347-1715.5 240719	TRW Ø 34 - Halter
			→	☐		24.3347-1716.5 240720	TRW Ø 34 - Halter
1.6 D Multijet	88	05/08→	→	☐; → 07/12		24.3347-1715.5 240719	TRW Ø 34 - Halter
			→	☐; → 07/12		24.3347-1716.5 240720	TRW Ø 34 - Halter
1.8	81	01/08→07/10	←	☐		24.3541-1811.5 240429	BOS Ø 54 - Halter
			←	☐		24.3541-1812.5 240430	BOS Ø 54 - Halter
			→	☐		24.3347-1715.5 240719	TRW Ø 34 - Halter
			→	☐		24.3347-1716.5 240720	TRW Ø 34 - Halter
 <b>Bremsschlauch</b>							
1.2 16V	59	01/04→		☐; → 02/08	2	83.7201-9173.3 330868	L= 173
1.3 D Multijet	51	01/04→	←	→ 02/08	2	24.5112-0456.3 330875	L= 455
1.4 16V	70	01/04→	←	→ 02/08			
1.9 JTD	74	01/04→	←	→ 02/08			
1.3 D Multijet	66	10/05→		☐; 11/05→ 02/08	2	83.7201-9173.3 330868	L= 173
1.4	57	10/05→	←	11/05→ 02/08	2	24.5112-0456.3 330875	L= 455
1.3 D Multijet	70	05/08→12/12		☐; → 07/12	2	83.7201-9173.3 330868	L= 173
1.4 LPG	57	03/09→	←	→ 07/12	2	24.5112-0456.3 330875	L= 455
1.4	66	12/03→		☐; 01/04→ 02/08	2	83.7201-9173.3 330868	L= 173
			←	01/04→ 02/08	2	24.5112-0456.3 330875	L= 455
1.6 D Multijet	85	11/08→12/10		☐	2	83.7201-9173.3 330868	L= 173
			←		2	24.5112-0456.3 330875	L= 455
			→	☐	2	24.5112-0220.3 330613	L= 220
1.6 D Multijet	88	05/08→		☐; → 07/12	2	83.7201-9173.3 330868	L= 173
			←	→ 07/12	2	24.5112-0456.3 330875	L= 455
			→	☐; → 07/12	2	24.5112-0220.3 330613	L= 220
1.8	81	01/08→07/10		☐	2	83.7201-9173.3 330868	L= 173
			←		2	24.5112-0456.3 330875	L= 455
<b>FIAT - LINEA (323_) 06/07→</b>							
 <b>Bremssattel</b>							
1.3 D Multijet	66	06/07→	←	☐; 07/07→ 05/11		24.3541-1769.5 240601	BOS Ø 54 - Halter
1.4	57	06/07→	←	☐; 07/07→ 05/11		24.3541-1770.5 240602	BOS Ø 54 - Halter
1.3 D Multijet	70	09/09→	←	☐; → 05/11		24.3541-1769.5 240601	BOS Ø 54 - Halter
1.4	66	12/08→	←	☐; → 05/11		24.3541-1770.5 240602	BOS Ø 54 - Halter
1.4 T-Jet	84	09/07→	←	☐; → 05/11		24.3541-1829.5 240721	BOS Ø 54 - Halter
1.4 T-Jet	88	09/07→	←	☐; → 05/11		24.3541-1830.5 240722	BOS Ø 54 - Halter
1.4 T-Jet	112	10/08→	←	☐; → 05/11		24.3541-1829.5 240721	BOS Ø 54 - Halter
1.6	80	07/08→	→	☐; → 05/11		24.3384-1741.7 220599	TRW Ø 38 - Halter
1.6 D Multijet	77	06/09→	→	☐; → 05/11		24.3384-1742.7 220600	TRW Ø 38 - Halter
1.9 16V	93	06/09→	→	☐; → 05/11		24.3384-1741.7 220599	TRW Ø 38 - Halter
↓							












	kw				! #		
<b>FIAT - LINEA (323_) 06/07→</b>							
 <b>Bremssattel</b>							
1.9 16V 1.9 16V	94 97	07/08→ 09/10→	← ← → →	☐; → 05/11 ☐; → 05/11 ☐; → 05/11 ☐; → 05/11		24.3541-1829.5 240721 24.3541-1830.5 240722 24.3384-1741.7 220599 24.3384-1742.7 220600	BOS Ø 54 - Halter BOS Ø 54 - Halter TRW Ø 38 - Halter TRW Ø 38 - Halter
 <b>Bremsschlauch</b>							
1.3 D Multijet 1.4	66 57	06/07→ 06/07→	← →	07/07→ 05/11 07/07→ 05/11	2	24.5112-0402.3 331297 24.5228-0181.3 331279	L= 402 L= 180
1.3 D Multijet 1.4 1.4 T-Jet 1.4 T-Jet 1.4 T-Jet 1.6 1.6 D Multijet 1.9 16V 1.9 16V 1.9 16V	70 66 84 88 112 80 77 93 94 97	09/09→ 12/08→ 09/07→ 09/07→ 10/08→ 07/08→ 06/09→ 06/09→ 07/08→ 09/10→	← →	→ 05/11 → 05/11	2	24.5112-0402.3 331297 24.5228-0181.3 331279	L= 402 L= 180
<b>FIAT - MAREA (185_) 09/96→12/07</b>							
 <b>Bremssattel</b>							
1.2 16V	60	10/98→05/02	← ←	☐; 04/99→ ☐; 04/99→		24.3541-1787.5 240289 24.3541-1788.5 240290	ATE Ø 54 - Halter ATE Ø 54 - Halter
1.4 80 12V 1.6 1.6 1.6 100 16V 1.6 100 16V Bipower 1.6 16V 1.6 SX 1.9 TD 75	59 68 76 76 76 75 72 55	09/96→05/02 03/99→08/00 09/00→08/02 09/96→05/02 04/99→05/02 04/97→02/99 09/00→08/02 09/96→05/02	← ←	☐ ☐		24.3541-1787.5 240289 24.3541-1788.5 240290	ATE Ø 54 - Halter ATE Ø 54 - Halter
1.8 115 16V 1.9 JTD 105 1.9 JTD 110 1.9 TD 100	83 77 81 74	09/96→05/02 04/99→01/01 01/01→05/02 09/96→05/02	← ←	☐ ☐		24.3541-1789.5 240291 24.3541-1790.5 240292	ATE Ø 54 - Halter ATE Ø 54 - Halter
1.9 JTD	79	01/01→12/07	← ←	☐; → 12/02 ☐; → 12/02		24.3541-1789.5 240291 24.3541-1790.5 240292	ATE Ø 54 - Halter ATE Ø 54 - Halter
 <b>Bremsschlauch</b>							
1.2 16V	60	10/98→05/02	← →	04/99→ 04/99→	2	24.5112-0407.3 331459 24.5228-0223.3 330530	L= 410 L= 223
1.4 80 12V 1.6 1.6 1.6 100 16V 1.6 100 16V Bipower 1.6 16V 1.6 SX 1.8 115 16V 1.9 JTD 105 1.9 JTD 110 1.9 TD 100 1.9 TD 75 2.0 150 20V 2.0 150 20V 2.0 155 20V 2.4 JTD 130 2.4 TD 125	59 68 76 76 76 75 72 83 77 81 74 55 108 110 113 96 91	09/96→05/02 03/99→08/00 09/00→08/02 09/96→05/02 04/99→05/02 04/97→02/99 09/00→08/02 09/96→05/02 04/99→01/01 01/01→05/02 09/96→05/02 09/96→05/02 09/96→04/99 01/01→05/02 04/99→01/01 04/99→05/02 09/96→04/99	← →		2	24.5112-0407.3 331459 24.5228-0223.3 330530	L= 410 L= 223
1.9 JTD	79	01/01→12/07	← →	→ 12/02 → 12/02	2	24.5112-0407.3 331459 24.5228-0223.3 330530	L= 410 L= 223
<b>FIAT - MAREA Weekend (185_) 09/96→12/07</b>							
 <b>Bremssattel</b>							
1.2 16V	60	10/98→05/02	← ←	☐; 04/99→ ☐; 04/99→		24.3541-1789.5 240291 24.3541-1790.5 240292	ATE Ø 54 - Halter ATE Ø 54 - Halter
1.4 80 12V 1.9 TD 75	59 55	09/96→05/02 09/96→05/02	← ←	☐ ☐		24.3541-1787.5 240289 24.3541-1788.5 240290	ATE Ø 54 - Halter ATE Ø 54 - Halter
1.6 1.6 100 16V ↓	76 76	09/00→08/02 09/96→05/02	←	☐ ☐		24.3541-1789.5 240291	ATE Ø 54 - Halter










	kW			 	! #			
<b>FIAT - MAREA Weekend (185_) 09/96→12/07</b>								
 <b>Bremssattel</b>								
1.8 115 16V	83	09/96→05/02	←	☐		24.3541-1790.5	240292	ATE Ø 54 - Halter
1.9 JTD 105	77	04/99→05/02						
1.9 JTD 110	81	01/01→05/02						
1.9 TD 100	74	09/96→05/02						
1.9 JTD	79	01/01→12/07	←	☐; → 12/02		24.3541-1789.5	240291	ATE Ø 54 - Halter
			←	☐; → 12/02		24.3541-1790.5	240292	ATE Ø 54 - Halter
 <b>Bremsschlauch</b>								
1.2 16V	60	10/98→05/02	←	04/99→	2	24.5112-0407.3	331459	L= 410
			→	04/99→	2	24.5228-0223.3	330530	L= 223
1.4 80 12V	59	09/96→05/02	←		2	24.5112-0407.3	331459	L= 410
1.6	76	09/00→08/02						
1.6 100 16V	76	09/96→05/02	→		2	24.5228-0223.3	330530	L= 223
1.8 115 16V	83	09/96→05/02						
1.9 JTD 105	77	04/99→05/02						
1.9 JTD 110	81	01/01→05/02						
1.9 TD 100	74	09/96→05/02						
1.9 TD 75	55	09/96→05/02						
2.0 150 20V	108	09/96→04/99						
2.0 150 20V	110	01/01→05/02						
2.4 JTD 130	96	04/99→05/02						
2.4 TD 125	91	09/96→04/99						
1.9 JTD	79	01/01→12/07	←	→ 12/02	2	24.5112-0407.3	331459	L= 410
2.0 155 20V	113	04/99→02/03	→	→ 12/02	2	24.5228-0223.3	330530	L= 223
<b>FIAT - MULTIPLA (186_) 04/99→06/10</b>								
 <b>Bremsschlauch</b>								
1.6	68	05/04→08/05	←		2	24.5112-0437.3	330886	L= 435
1.6	74	03/01→08/05						
1.6	76	09/00→06/10	→		2	24.5228-0223.3	330530	L= 223
1.6 100 16V (186AXA1A)	76	04/99→06/10						
1.6 16V (186AGB1A)	70	04/02→06/10						
1.6 16V Bipower (186AMB1A)	76	04/99→06/10						
1.6 16V Bipower (186AXC1A)	76	10/01→06/10						
1.6 16V Blupower (186AMA1A)	70	04/99→06/10						
1.6 16V GPL	76	10/01→06/10						
1.9 JTD (186AXE1A)	88	04/02→06/10						
1.9 JTD 105 (186AXB1A)	77	04/99→06/10						
1.9 JTD 110	81	03/01→07/02						
1.9 JTD 115	85	07/02→06/10						
<b>FIAT - PALIO (178BX) 04/96→</b>								
 <b>Bremsschlauch</b>								
1.0	45	04/96→10/03	←		2	24.5112-0460.3	330599	L= 460
1.0	56	04/96→10/03						
1.1	40	07/97→10/03	→		2	24.5112-0220.3	330613	L= 220
1.2	50	06/99→10/00						
1.2	44	07/97→08/02	←	10/97→	2	24.5112-0460.3	330599	L= 460
1.7 D	42	04/96→09/02	→	10/97→	2	24.5112-0220.3	330613	L= 220
1.2	54	06/98→	←	→ 12/06	2	24.5112-0460.3	330599	L= 460
1.2	59	09/01→						
1.5	62	06/04→	→	→ 12/06	2	24.5112-0220.3	330613	L= 220
1.7 TD	51	10/02→01/12						
1.7 TD	53	09/01→						
<b>FIAT - PALIO Weekend (178_) 04/96→</b>								
 <b>Bremsschlauch</b>								
1.0	45	07/98→10/03	←		2	24.5112-0460.3	330599	L= 460
1.2	50	06/99→10/02						
1.4	51	07/97→08/01	→		2	24.5112-0220.3	330613	L= 220
1.2	59	09/01→	←	→ 12/06	2	24.5112-0460.3	330599	L= 460
1.2 (178DYA1A)	44	02/01→						
1.5	62	02/02→	→	→ 12/06	2	24.5112-0220.3	330613	L= 220
1.6	78	02/01→						
1.6 16V (178DYC1A06)	76	02/01→						
1.9 D (178DYD1A07)	46	03/01→						
1.9 JTD	59	09/01→						
1.2 (178DX.G1A)	54	04/96→02/01	←	10/97→	2	24.5112-0460.3	330599	L= 460
1.2 Flex	44	07/97→08/02						
























	kw			 	! #		
<b>FIAT - PALIO Weekend (178_) 04/96→</b>							
 <b>Bremsschlauch</b>							
1.2 LPG 1.6 16V (178DX.D1A) 1.7 TD (178DX.H1A)	44 74 51	07/97→08/02 04/96→02/01 04/96→03/01		10/97→	2	24.5112-0220.3 330613	L= 220
<b>FIAT - PANDA (141_) 03/80→07/04</b>							
 <b>Bremsschlauch</b>							
1000 i.e. Cat	33	10/87→08/98			2	24.5112-0433.3 330522	L= 434
				→ 12/92	2	24.5112-0433.3 330522	L= 434
					2	24.5112-0185.3 330654	L= 185 + Halter
				→ 12/92	2	24.5112-0185.3 330654	L= 185 + Halter
1100 900	37 29	05/91→12/99 04/92→12/96			2	24.5112-0433.3 330522	L= 434
					2	24.5112-0185.3 330654	L= 185 + Halter
1100 1100 4x4 1100 Trekking 4x4	40 40 37	02/95→09/03 02/95→07/04 10/91→07/04		→ 12/02	2	24.5112-0433.3 330522	L= 434
				→ 12/02	2	24.5112-0185.3 330654	L= 185 + Halter
650	22	01/82→07/04		→ 08/82	2	24.5209-0280.3 330044	L= 280
750	25	01/86→10/03		→ 12/97	2	24.5112-0433.3 330522	L= 434
				→ 12/97	2	24.5112-0185.3 330654	L= 185 + Halter
<b>FIAT - PANDA (169_) 09/03→</b>							
 <b>Bremssattel</b>							
1.1 1.2	40 44	09/03→ 09/03→		 ; → 06/07		24.3481-1743.5 240305	BDX Ø 48 - Halter
				 ; 07/07→ 06/13		24.3481-1743.5 240305	BDX Ø 48 - Halter
				 ; 07/07→ 06/13		24.3481-1744.5 240306	BDX Ø 48 - Halter
				 ; → 06/07		24.3481-1744.5 240306	BDX Ø 48 - Halter
1.2	51	03/10→		 ; → 06/13		24.3481-1743.5 240305	BDX Ø 48 - Halter
				 ; → 06/13		24.3481-1744.5 240306	BDX Ø 48 - Halter
1.2 4x4	44	10/04→		 ; → 06/13		24.3347-1715.5 240719	TRW Ø 34 - Halter
				 ; → 06/13		24.3347-1716.5 240720	TRW Ø 34 - Halter
1.2 4x4	51	11/09→		 ; 10/10→ 06/13		24.3347-1715.5 240719	TRW Ø 34 - Halter
				 ; 10/10→ 06/13		24.3347-1716.5 240720	TRW Ø 34 - Halter
1.3 D Multijet 4x4	51	10/04→		 ; 04/06→ 08/11		24.3541-1769.5 240601	BOS Ø 54 - Halter
				 ; → 06/13		24.3541-1769.5 240601	BOS Ø 54 - Halter
				 ; → 06/13		24.3541-1770.5 240602	BOS Ø 54 - Halter
				 ; 04/06→ 08/11		24.3541-1770.5 240602	BOS Ø 54 - Halter
				 ; 04/06→ 08/11		24.3347-1715.5 240719	TRW Ø 34 - Halter
				 ; → 06/13		24.3347-1715.5 240719	TRW Ø 34 - Halter
				 ; 04/06→ 08/11		24.3347-1716.5 240720	TRW Ø 34 - Halter
				 ; → 06/13		24.3347-1716.5 240720	TRW Ø 34 - Halter
1.3 D Multijet 4x4	55	09/10→		 ; → 06/13		24.3541-1769.5 240601	BOS Ø 54 - Halter
				 ; → 06/13		24.3541-1770.5 240602	BOS Ø 54 - Halter
				 ; → 06/13		24.3347-1715.5 240719	TRW Ø 34 - Halter
				 ; → 06/13		24.3347-1716.5 240720	TRW Ø 34 - Halter
1.4	74	10/06→		 ; 11/06→ 06/13		24.3541-1769.5 240601	BOS Ø 54 - Halter
				 ; 11/06→ 06/13		24.3541-1770.5 240602	BOS Ø 54 - Halter
				 ; 11/06→ 06/13		24.3347-1715.5 240719	TRW Ø 34 - Halter
				 ; 11/06→ 06/13		24.3347-1716.5 240720	TRW Ø 34 - Halter
 <b>Bremsschlauch</b>							
1.1 1.2 1.2 1.2 LPG 1.2 LPG 1.3 D Multijet 1.3 D Multijet 1.4 Natural Power 1.4 Natural Power	40 44 51 44 51 51 55 51 57	09/03→ 09/03→ 03/10→ 04/09→ 11/10→ 09/03→ 06/06→ 01/10→ 09/10→		→ 06/13	2	24.5112-0440.3 330887	L= 440
				→ 06/13	2	24.5228-0165.3 330879	L= 165
1.2 4x4 1.3 D Multijet 4x4 ↓	44 55	10/04→ 09/10→		→ 06/13	2	24.5119-0477.3 330991	L= 477

	kW					! #		
<b>FIAT - PANDA (169_) 09/03→</b>								
 <b>Bremsschlauch</b>								
1.2 4x4	44	10/04→	→	→ 06/13	2	83.7101-9219.3	330903	L= 218,5
1.3 D Multijet 4x4	55	09/10→						
1.2 4x4	51	11/09→	←	10/10→ 06/13	2	24.5119-0477.3	330991	L= 477
			→	10/10→ 06/13	2	83.7101-9219.3	330903	L= 218,5
1.2 Natural Power	44	01/07→11/09	←		2	24.5112-0440.3	330887	L= 440
			→		2	24.5228-0165.3	330879	L= 165
1.3 D Multijet 4x4	51	10/04→	←	→ 06/13	2	24.5119-0477.3	330991	L= 477
			←	04/06→ 08/11	2	24.5119-0477.3	330991	L= 477
			→	→ 06/13	2	83.7101-9219.3	330903	L= 218,5
			→	04/06→ 08/11	2	83.7101-9219.3	330903	L= 218,5
1.4	74	10/06→	←	11/06→ 06/13	2	24.5112-0440.3	330887	L= 440
			→	11/06→ 06/13	2	24.5228-0165.3	330879	L= 165
<b>FIAT - PANDA (312_, 319_) 02/12→</b>								
 <b>Bremssattel</b>								
0.9	44	12/13→	←			11.9541-9831.2	220953	ATE Ø 54 - Halter
0.9	48	02/12→						
1.2	51	02/12→	←			11.9541-9832.2	220954	ATE Ø 54 - Halter
1.2 LPG	51	06/12→						
<b>Feder, Bremssattel</b>								
0.9	44	12/13→			2	11.8116-0264.1	390594	ATE
0.9	48	02/12→						
1.2	51	02/12→						
1.2 LPG	51	06/12→						
<b>Führungsbolzen, Bremssattel</b>								
0.9	44	12/13→				11.8171-0008.1	990049	ATE
0.9	48	02/12→						
1.2	51	02/12→						
1.2 LPG	51	06/12→						
 <b>Bremsschlauch</b>								
0.9	44	12/13→	←		2	24.5112-0356.3	331129	L= 355
0.9	48	02/12→						
0.9	57	02/12→						
0.9	59	12/13→						
0.9	63	02/12→						
0.9 4x4	63	09/12→						
0.9 4x4	66	06/14→						
0.9 Natural Power	59	01/15→						
0.9 Natural Power	63	07/12→						
1.2	51	02/12→						
1.2 LPG	51	06/12→						
1.3 D Multijet	55	02/12→						
1.3 D Multijet	59	12/15→						
1.3 D Multijet	70	04/15→						
1.3 D Multijet 4x4	55	06/12→						
1.3 D Multijet 4x4	59	06/14→						
1.3 D Multijet 4x4	70	04/15→						
<b>FIAT - PANDA Van (141_) 01/86→02/04</b>								
 <b>Bremsschlauch</b>								
1.1	40	09/00→02/04	←	→ 12/02	2	24.5112-0433.3	330522	L= 434
1.1 4x4	40	09/00→02/04						
1000 i.e	33	08/92→02/04	→	→ 12/02	2	24.5112-0185.3	330654	L= 185 + Halter
<b>FIAT - PANDA Van (169_) 03/04→</b>								
 <b>Bremssattel</b>								
1.1	40	09/04→	←	 ; → 06/07		24.3481-1743.5	240305	BDX Ø 48 - Halter
1.2	44	09/04→	←	 ; 07/07→ 06/13		24.3481-1743.5	240305	BDX Ø 48 - Halter
			←	 ; 07/07→ 06/13		24.3481-1744.5	240306	BDX Ø 48 - Halter
			←	 ; → 06/07		24.3481-1744.5	240306	BDX Ø 48 - Halter
1.2	51	09/10→	←	 ; → 06/13		24.3481-1743.5	240305	BDX Ø 48 - Halter
			←	 ; → 06/13		24.3481-1744.5	240306	BDX Ø 48 - Halter
1.2 4x4	44	09/04→	→	 ; 10/04→ 06/13		24.3347-1715.5	240719	TRW Ø 34 - Halter
			→	 ; 10/04→ 06/13		24.3347-1716.5	240720	TRW Ø 34 - Halter
↓								

	kw			 	! #		
<b>FIAT - PANDA Van (169_) 03/04→</b>							
 <b>Bremssattel</b>							
1.2 4x4	51	09/10→	➡	☐; 10/10→ 06/13		24.3347-1715.5 240719	TRW Ø 34 - Halter
			➡	☐; 10/10→ 06/13		24.3347-1716.5 240720	TRW Ø 34 - Halter
1.3 D Multijet 4x4	51	10/04→12/06	⬅	☐		24.3541-1769.5 240601	BOS Ø 54 - Halter
			⬅	☐		24.3541-1770.5 240602	BOS Ø 54 - Halter
			➡	☐		24.3347-1715.5 240719	TRW Ø 34 - Halter
			➡	☐		24.3347-1716.5 240720	TRW Ø 34 - Halter
1.3 D Multijet 4x4	55	01/06→	⬅	☐; → 06/13		24.3541-1769.5 240601	BOS Ø 54 - Halter
			⬅	☐; → 06/13		24.3541-1770.5 240602	BOS Ø 54 - Halter
			➡	☐; → 06/13		24.3347-1715.5 240719	TRW Ø 34 - Halter
			➡	☐; → 06/13		24.3347-1716.5 240720	TRW Ø 34 - Halter
 <b>Bremsschlauch</b>							
1.1	40	09/04→	⬅	→ 06/13	2	24.5112-0440.3 330887	L= 440
1.2	44	09/04→	➡	→ 06/13	2	24.5228-0165.3 330879	L= 165
1.2	51	09/10→					
1.2 LPG	44	04/09→					
1.3 D Multijet	51	03/04→					
1.4 Natural Power	57	10/09→					
1.2 4x4	44	09/04→	⬅	10/04→ 06/13	2	24.5119-0477.3 330991	L= 477
			➡	10/04→ 06/13	2	83.7101-9219.3 330903	L= 218,5
1.2 4x4	51	09/10→	⬅	10/10→ 06/13	2	24.5119-0477.3 330991	L= 477
			➡	10/10→ 06/13	2	83.7101-9219.3 330903	L= 218,5
1.2 LPG	51	09/10→	⬅	11/10→ 06/13	2	24.5112-0440.3 330887	L= 440
			➡	11/10→ 06/13	2	24.5228-0165.3 330879	L= 165
1.2 Natural Power	44	01/07→11/09	⬅		2	24.5112-0440.3 330887	L= 440
			➡		2	24.5228-0165.3 330879	L= 165
1.3 D Multijet	55	01/06→	⬅	06/06→ 06/13	2	24.5112-0440.3 330887	L= 440
			➡	06/06→ 06/13	2	24.5228-0165.3 330879	L= 165
1.3 D Multijet 4x4	51	10/04→12/06	⬅		2	24.5119-0477.3 330991	L= 477
			➡		2	83.7101-9219.3 330903	L= 218,5
1.3 D Multijet 4x4	55	01/06→	⬅	→ 06/13	2	24.5119-0477.3 330991	L= 477
			➡	→ 06/13	2	83.7101-9219.3 330903	L= 218,5
<b>FIAT - PANDA VAN (312_, 519_) 02/12→</b>							
 <b>Bremssattel</b>							
0.9	48	02/12→	⬅	☐		11.9541-9831.2 220953	ATE Ø 54 - Halter
1.2	51	02/12→	⬅	☐		11.9541-9832.2 220954	ATE Ø 54 - Halter
1.2 LPG	51	06/12→					
<b>Feder, Bremssattel</b>							
0.9	48	02/12→			2	11.8116-0264.1 390594	ATE
1.2	51	02/12→					
1.2 LPG	51	06/12→					
<b>Führungsbolzen, Bremssattel</b>							
0.9	48	02/12→				11.8171-0008.1 990049	ATE
1.2	51	02/12→					
1.2 LPG	51	06/12→					
 <b>Bremsschlauch</b>							
0.9	48	02/12→	⬅		2	24.5112-0356.3 331129	L= 355
0.9	59	12/13→					
0.9	63	02/12→					
0.9 4x4	63	09/12→					
0.9 Natural Power	59	01/15→					
0.9 Natural Power	63	07/12→					
1.2	51	02/12→					
1.2 LPG	51	06/12→					
1.3 D Multijet	55	02/12→					
1.3 D Multijet	59	12/15→					
1.3 D Multijet 4x4	55	06/12→					
1.3 D Multijet 4x4	59	06/14→					

	kW			 	! #		
<b>FIAT - PUNTO (176_) 09/93→09/99</b>							
<b> Bremssattel</b>							
1.2 16V	63	04/97→09/99	←	☐; 06/97→		24.3481-1751.5 240285	BDX Ø 48 - Halter
			←	☐; 06/97→		24.3481-1752.5 240286	BDX Ø 48 - Halter
1.6	65	01/94→04/97	←	☐; 03/94→		24.3481-1703.5 240051	TRW Ø 48 - Halter
			←	☐; 03/94→		24.3481-1704.5 240052	TRW Ø 48 - Halter
1.7 D	42	04/94→09/97	←	☐; 01/95→ 05/97		24.3481-1743.5 240305	BDX Ø 48 - Halter
			←	☐; 01/95→ 05/97		24.3481-1744.5 240306	BDX Ø 48 - Halter
1.7 TD	46	09/96→09/99	←	☐; → 05/97		24.3481-1703.5 240051	TRW Ø 48 - Halter
1.7 TD	51	01/94→09/99	←	☐; → 05/97		24.3481-1704.5 240052	TRW Ø 48 - Halter
1.7 TD	52	01/94→09/99	←	☐; 06/97→		24.3481-1751.5 240285	BDX Ø 48 - Halter
			←	☐; 06/97→		24.3481-1752.5 240286	BDX Ø 48 - Halter
55 1.1	40	09/93→09/99	←	☐; 11/93→		24.3481-1743.5 240305	BDX Ø 48 - Halter
			←	☐; 11/93→		24.3481-1744.5 240306	BDX Ø 48 - Halter
60 1.2	43	01/94→09/99	←	☐		24.3481-1703.5 240051	TRW Ø 48 - Halter
			←	☐		24.3481-1743.5 240305	BDX Ø 48 - Halter
			←	☐		24.3481-1704.5 240052	TRW Ø 48 - Halter
			←	☐		24.3481-1744.5 240306	BDX Ø 48 - Halter
60 1.2	44	09/93→09/99	←	☐; 11/93→		24.3481-1703.5 240051	TRW Ø 48 - Halter
75 1.2	54	10/93→09/99	←	☐; 11/93→		24.3481-1743.5 240305	BDX Ø 48 - Halter
			←	☐; 11/93→		24.3481-1704.5 240052	TRW Ø 48 - Halter
			←	☐; 11/93→		24.3481-1744.5 240306	BDX Ø 48 - Halter
<b>Zubehörsatz, Bremssattel</b>							
1.6	65	01/94→04/97	←	03/94→		24.0101-4301.2 260047	TRW
1.7 TD	46	09/96→09/99	←	→ 05/97		24.0101-4301.2 260047	TRW
1.7 TD	51	01/94→09/99	←				
1.7 TD	52	01/94→09/99	←				
60 1.2	43	01/94→09/99	←			24.0101-4301.2 260047	TRW
60 1.2	44	09/93→09/99	←	11/93→		24.0101-4301.2 260047	TRW
75 1.2	54	10/93→09/99	←				
<b> Bremsschlauch</b>							
1.2 16V	63	04/97→09/99	←	☐; 06/97→; Schaltgetriebe		24.5112-0370.3 330515	L= 372
			←	☐; 06/97→; Schaltgetriebe		24.5112-0376.3 330514	L= 362
			←	☐; 06/97→; Automatikgetriebe		24.5112-0395.3 330521	L= 395
			←	☐; 06/97→; Automatikgetriebe		24.5112-0396.3 330520	L= 397
1.4 GT Turbo	96	09/96→09/99	←	☐; Schaltgetriebe		24.5112-0370.3 330515	L= 372
1.4 GT Turbo	98	01/94→09/99	←	☐; Schaltgetriebe		24.5112-0376.3 330514	L= 362
			←	☐; Automatikgetriebe		24.5112-0395.3 330521	L= 395
			←	☐; Automatikgetriebe		24.5112-0396.3 330520	L= 397
1.6	65	01/94→04/97	←	☐; 03/94→; Schaltgetriebe		24.5112-0370.3 330515	L= 372
			←	☐; 03/94→; Schaltgetriebe		24.5112-0376.3 330514	L= 362
			←	☐; 03/94→; Automatikgetriebe		24.5112-0395.3 330521	L= 395
			←	☐; 03/94→; Automatikgetriebe		24.5112-0396.3 330520	L= 397
1.7 D	42	04/94→09/97	←	☐; 01/95→ 05/97; Schaltgetriebe		24.5112-0370.3 330515	L= 372
			←	☐; 01/95→ 05/97; Schaltgetriebe		24.5112-0376.3 330514	L= 362
			←	☐; 01/95→ 05/97; Automatikgetriebe		24.5112-0395.3 330521	L= 395
			←	☐; 01/95→ 05/97; Automatikgetriebe		24.5112-0396.3 330520	L= 397
1.7 TD	46	09/96→09/99	←	☐; Schaltgetriebe		24.5112-0370.3 330515	L= 372
1.7 TD	51	01/94→09/99	←	☐; Schaltgetriebe		24.5112-0376.3 330514	L= 362
1.7 TD	52	01/94→09/99	←	☐; Automatikgetriebe		24.5112-0395.3 330521	L= 395
60 1.2	43	01/94→09/99	←	☐; Automatikgetriebe		24.5112-0396.3 330520	L= 397
55 1.1	40	09/93→09/99	←	☐; 11/93→; Schaltgetriebe		24.5112-0370.3 330515	L= 372
60 1.2	44	09/93→09/99	←	☐; 11/93→; Schaltgetriebe		24.5112-0376.3 330514	L= 362
75 1.2	54	10/93→09/99	←	☐; 11/93→; Automatikgetriebe		24.5112-0395.3 330521	L= 395
			←	☐; 11/93→; Automatikgetriebe		24.5112-0396.3 330520	L= 397

	kw			 	! #			
<b>FIAT - PUNTO (188_) 09/99→07/12</b>								
<b> Bremssattel</b>								
1.2 16V 80 (188.233, .235, .253, .255, .333, .353, .639...)	59	09/99→12/06	←	☐; 10/99→ 06/03; Schaltgetriebe	24.3481-1751.5	240285	BDX Ø 48 - Halter	
			←	☐; 07/03→ 11/05; Schaltgetriebe	24.3481-1751.5	240285	BDX Ø 48 - Halter	
			←	☐; 07/03→ 11/05; Schaltgetriebe	24.3481-1752.5	240286	BDX Ø 48 - Halter	
			←	☐; 10/99→ 06/03; Schaltgetriebe	24.3481-1752.5	240286	BDX Ø 48 - Halter	
			←	☐; 10/99→ 06/03; Vollautomatik	24.3541-1787.5	240289	ATE Ø 54 - Halter	
			←	☐; 07/03→ 11/05; Automatikgetriebe	24.3541-1787.5	240289	ATE Ø 54 - Halter	
			←	☐; 10/99→ 06/03; Vollautomatik	24.3541-1788.5	240290	ATE Ø 54 - Halter	
			←	☐; 07/03→ 11/05; Automatikgetriebe	24.3541-1788.5	240290	ATE Ø 54 - Halter	
1.2 60 (188.030, .050, .130, .150, .230, .250)	44	09/99→12/10	←	☐; 10/99→ 06/03	24.3481-1743.5	240305	BDX Ø 48 - Halter	
			←	☐; 07/03→ 11/05	24.3481-1743.5	240305	BDX Ø 48 - Halter	
			←	☐; 10/99→ 06/03	24.3481-1744.5	240306	BDX Ø 48 - Halter	
			←	☐; 07/03→ 11/05	24.3481-1744.5	240306	BDX Ø 48 - Halter	
1.2 Bifuel	44	08/07→03/12	←	☐; 10/09→	24.3541-1769.5	240601	BOS Ø 54 - Halter	
			←	☐; 10/09→	24.3541-1770.5	240602	BOS Ø 54 - Halter	
1.2 Natural Power	44	09/03→03/12	←	☐; → 11/05	24.3481-1743.5	240305	BDX Ø 48 - Halter	
			←	☐; → 11/05	24.3481-1744.5	240306	BDX Ø 48 - Halter	
1.3 JTD 16V	51	06/03→03/12	←	☐; 07/03→ 11/05	24.3541-1789.5	240291	ATE Ø 54 - Halter	
			←	☐; 07/03→ 11/05	24.3541-1790.5	240292	ATE Ø 54 - Halter	
1.4 1.4	70 71	09/03→03/12 11/05→03/12	←	☐; → 11/05	24.3541-1789.5	240291	ATE Ø 54 - Halter	
			←	☐; → 11/05	24.3541-1790.5	240292	ATE Ø 54 - Halter	
1.8 130 HGT (188.738, .718)	96	09/99→03/12	→	☐; 07/03→ 11/05	24.3347-1715.5	240719	TRW Ø 34 - Halter	
			→	☐; 10/99→ 06/03	24.3347-1715.5	240719	TRW Ø 34 - Halter	
			→	☐; 10/99→ 06/03	24.3347-1716.5	240720	TRW Ø 34 - Halter	
			→	☐; 07/03→ 11/05	24.3347-1716.5	240720	TRW Ø 34 - Halter	
1.9 DS 60 (188.031, .051, .231, .251)	44	09/99→03/12	←	☐; 10/99→ 06/03	24.3541-1787.5	240289	ATE Ø 54 - Halter	
			←	☐; 10/99→ 06/03	24.3541-1788.5	240290	ATE Ø 54 - Halter	
1.9 JTD	63	10/01→03/12	←	☐; 07/03→ 11/05	24.3541-1789.5	240291	ATE Ø 54 - Halter	
			←	☐; → 06/03	24.3541-1789.5	240291	ATE Ø 54 - Halter	
			←	☐; → 06/03	24.3541-1790.5	240292	ATE Ø 54 - Halter	
			←	☐; 07/03→ 11/05	24.3541-1790.5	240292	ATE Ø 54 - Halter	
1.9 JTD	74	06/03→03/12	→	☐; 07/03→ 11/05	24.3347-1715.5	240719	TRW Ø 34 - Halter	
			→	☐; 07/03→ 11/05	24.3347-1716.5	240720	TRW Ø 34 - Halter	
1.9 JTD 80 (188.237, .257, .337, .357)	59	09/99→03/12	←	☐; 10/99→ 06/03	24.3541-1789.5	240291	ATE Ø 54 - Halter	
			←	☐; 10/99→ 06/03	24.3541-1790.5	240292	ATE Ø 54 - Halter	
<b> Bremsschlauch</b>								
1.2 16V 80 (188.233, .235, .253, .255, .333, .353, .639...)	59	09/99→12/06	←	07/03→ 11/05	2	24.5112-0454.3	331360	L= 454
			←	10/99→ 06/03	2	24.5112-0454.3	331360	L= 454
1.2 60 (188.030, .050, .130, .150, .230, .250)	44	09/99→12/10	→	07/03→ 11/05	2	24.5112-0220.3	330613	L= 220
1.8 130 HGT (188.738, .718)	96	09/99→03/12	→	10/99→ 06/03	2	83.7201-9173.3	330868	L= 173
1.2 Bifuel	44	08/07→03/12	←	10/09→	2	24.5112-0402.3	331297	L= 402
			→	am Bremssattel; 10/09→	2	24.5112-0142.3	331016	L= 142
			→	10/09→	2	24.5228-0216.3	330908	L= 215
1.2 Natural Power	44	09/03→03/12	←	→ 11/05	2	24.5112-0454.3	331360	L= 454
			1.4 1.4	70 71	09/03→03/12 11/05→03/12	→	→ 11/05	2
1.3 JTD 16V 1.9 JTD	51 74	06/03→03/12 06/03→03/12	←	07/03→ 11/05	2	24.5112-0454.3	331360	L= 454
			→	07/03→ 11/05	2	24.5112-0220.3	330613	L= 220
1.9 DS 60 (188.031, .051, .231, .251) 1.9 JTD 80 (188.237, .257, .337, .357)	44 59	09/99→03/12 09/99→03/12	←	10/99→ 06/03	2	24.5112-0454.3	331360	L= 454
			→	10/99→ 06/03	2	83.7201-9173.3	330868	L= 173
1.9 JTD	63	10/01→03/12	←	07/03→ 11/05	2	24.5112-0454.3	331360	L= 454
			←	→ 06/03	2	24.5112-0454.3	331360	L= 454
			→	07/03→ 11/05	2	24.5112-0220.3	330613	L= 220

	kw			 	! #		
<b>FIAT - PUNTO (188_) 09/99→07/12</b>							
 <b>Bremsschlauch</b>							
1.9 JTD	63	10/01→03/12	➔	→ 06/03	2	83.7201-9173.3 330868	L= 173
<b>FIAT - PUNTO (199_) 03/12→</b>							
 <b>Bremssattel</b>							
0.9	74	12/13→	←	<input type="checkbox"/>		24.3541-1769.5 240601	BOS Ø 54 - Halter
0.9	77	07/13→	←	<input type="checkbox"/>		24.3541-1770.5 240602	BOS Ø 54 - Halter
0.9 Bifuel	63	03/12→	←	<input type="checkbox"/>			
0.9 Twinair Turbo	63	03/12→					
1.2	49	02/14→					
1.2	51	03/12→					
1.3 D Multijet	55	03/12→	←	<input type="checkbox"/>		24.3541-1829.5 240721	BOS Ø 54 - Halter
1.3 D Multijet	59	12/13→					
1.3 D Multijet	62	03/12→					
1.3 D Multijet	66	05/16→					
1.3 D Multijet	70	03/12→					
1.4	55	03/12→					
1.4	57	03/12→					
1.4 Bifuel	57	03/12→					
1.4 Multi Air	77	03/12→					
1.4 Natural Power	57	03/12→					
1.4 Turbo Multi Air	99	03/12→					
 <b>Bremsschlauch</b>							
0.9	74	12/13→	←		2	24.5112-0402.3 331297	L= 402
0.9	77	07/13→	➔	am Bremssattel	2	24.5112-0142.3 331016	L= 142
0.9 Bifuel	63	03/12→	➔		2	24.5228-0216.3 330908	L= 215
0.9 Twinair Turbo	63	03/12→					
1.2	49	02/14→					
1.2	51	03/12→					
1.3 D Multijet	55	03/12→					
1.3 D Multijet	59	12/13→					
1.3 D Multijet	62	03/12→					
1.3 D Multijet	66	05/16→					
1.3 D Multijet	70	03/12→					
1.4	55	03/12→					
1.4	57	03/12→					
1.4 Bifuel	57	03/12→					
1.4 Multi Air	77	03/12→					
1.4 Natural Power	57	03/12→					
1.4 Turbo Multi Air	99	03/12→					
<b>FIAT - PUNTO Cabriolet (176_) 04/94→06/00</b>							
 <b>Bremssattel</b>							
60 1.2	43	04/94→06/00	←	<input type="checkbox"/>		24.3481-1703.5 240051	TRW Ø 48 - Halter
60 1.2	44	05/95→06/00	←	<input type="checkbox"/>		24.3481-1743.5 240305	BDX Ø 48 - Halter
			←	<input type="checkbox"/>		24.3481-1704.5 240052	TRW Ø 48 - Halter
			←	<input type="checkbox"/>		24.3481-1744.5 240306	BDX Ø 48 - Halter
85 16V 1.2	63	04/97→06/00	←	<input type="checkbox"/> ; 06/97→		24.3481-1751.5 240285	BDX Ø 48 - Halter
			←	<input type="checkbox"/> ; 06/97→		24.3481-1752.5 240286	BDX Ø 48 - Halter
90 1.6	65	04/94→04/97	←	<input type="checkbox"/>		24.3481-1703.5 240051	TRW Ø 48 - Halter
			←	<input type="checkbox"/>		24.3481-1704.5 240052	TRW Ø 48 - Halter
<b>Zubehörsatz, Bremssattel</b>							
60 1.2	43	04/94→06/00	←			24.0101-4301.2 260047	TRW
60 1.2	44	05/95→06/00					
90 1.6	65	04/94→04/97					
 <b>Bremsschlauch</b>							
60 1.2	43	04/94→06/00	←	<input type="checkbox"/> ; Schaltgetriebe		24.5112-0370.3 330515	L= 372
60 1.2	44	05/95→06/00	←	<input type="checkbox"/> ; Schaltgetriebe		24.5112-0376.3 330514	L= 362
90 1.6	65	04/94→04/97	←	<input type="checkbox"/> ; Automatikgetriebe		24.5112-0395.3 330521	L= 395
			←	<input type="checkbox"/> ; Automatikgetriebe		24.5112-0396.3 330520	L= 397
85 16V 1.2	63	04/97→06/00	←	<input type="checkbox"/> ; 06/97→; Schaltgetriebe		24.5112-0370.3 330515	L= 372
			←	<input type="checkbox"/> ; 06/97→; Schaltgetriebe		24.5112-0376.3 330514	L= 362
			←	<input type="checkbox"/> ; 06/97→; Automatikgetriebe		24.5112-0395.3 330521	L= 395
			←	<input type="checkbox"/> ; 06/97→; Automatikgetriebe		24.5112-0396.3 330520	L= 397



**FIAT - PUNTO EVO (199\_) 07/08→**

**Bremssattel**

1.2	48	10/09→02/12	←	☐		24.3541-1769.5	240601	BOS Ø 54 - Halter
1.2	51	10/09→02/12	←	☐		24.3541-1770.5	240602	BOS Ø 54 - Halter
1.3 D Multijet	51	07/08→02/12	←	☐		24.3541-1829.5	240721	BOS Ø 54 - Halter
1.3 D Multijet	55	10/09→02/12	←	☐				
1.3 D Multijet	56	10/09→02/12						
1.3 D Multijet	62	10/09→02/12						
1.3 D Multijet	66	10/09→02/12						
1.3 D Multijet	68	10/14→						
1.3 D Multijet	70	10/09→02/12						
1.4	57	10/09→02/12						
1.4 16V	77	10/09→02/12						
1.4 16V	99	10/09→02/12						
1.4 LPG	57	06/09→02/12						
1.4 Natural Power	57	10/09→02/12						
1.6 D Multijet	88	10/09→02/12						
1.4	55	07/09→02/12	←	☐; 10/09→		24.3541-1829.5	240721	BOS Ø 54 - Halter

**Bremsschlauch**

1.2	48	10/09→02/12	←		2	24.5112-0402.3	331297	L= 402
1.2	51	10/09→02/12	←					
1.3 D Multijet	51	07/08→02/12	→	am Bremssattel	2	24.5112-0142.3	331016	L= 142
1.3 D Multijet	55	10/09→02/12	→		2	24.5228-0216.3	330908	L= 215
1.3 D Multijet	56	10/09→02/12						
1.3 D Multijet	62	10/09→02/12						
1.3 D Multijet	66	10/09→02/12						
1.3 D Multijet	68	10/14→						
1.3 D Multijet	70	10/09→02/12						
1.4	57	10/09→02/12						
1.4 16V	77	10/09→02/12						
1.4 16V	99	10/09→02/12						
1.4 LPG	57	06/09→02/12						
1.4 Natural Power	57	10/09→02/12						
1.6 D Multijet	88	10/09→02/12						
1.4	55	07/09→02/12	←	10/09→	2	24.5112-0402.3	331297	L= 402
			→	am Bremssattel; 10/09→	2	24.5112-0142.3	331016	L= 142
			→	10/09→	2	24.5228-0216.3	330908	L= 215
1.4 (199.AXX1B)	120	04/10→02/12	→	am Bremssattel	2	24.5112-0142.3	331016	L= 142
			→		2	24.5228-0216.3	330908	L= 215
1.4 (199.AXX1B)	132	05/08→02/12	→	am Bremssattel; 10/09→	2	24.5112-0142.3	331016	L= 142
			→	10/09→	2	24.5228-0216.3	330908	L= 215

**FIAT - PUNTO Van (176\_) 04/96→02/00**

**Bremssattel**













1.1	40	04/96→02/00	←	☐; → 09/99		24.3481-1743.5	240305	BDX Ø 48 - Halter
			←	☐; → 09/99		24.3481-1744.5	240306	BDX Ø 48 - Halter
1.7 D	42	04/96→02/00	←	☐; → 05/97		24.3481-1743.5	240305	BDX Ø 48 - Halter
			←	☐; → 05/97		24.3481-1744.5	240306	BDX Ø 48 - Halter
1.7 TD	46	09/96→09/99	←	☐; → 05/97		24.3481-1703.5	240051	TRW Ø 48 - Halter
			←	☐; → 05/97		24.3481-1704.5	240052	TRW Ø 48 - Halter
			←	☐; 06/97→		24.3481-1751.5	240285	BDX Ø 48 - Halter
			←	☐; 06/97→		24.3481-1752.5	240286	BDX Ø 48 - Halter
1.7 TD	52	04/96→02/00	←	☐; → 05/97		24.3481-1703.5	240051	TRW Ø 48 - Halter
			←	☐; → 05/97		24.3481-1704.5	240052	TRW Ø 48 - Halter
			←	☐; 06/97→ 09/99		24.3481-1751.5	240285	BDX Ø 48 - Halter
			←	☐; 06/97→ 09/99		24.3481-1752.5	240286	BDX Ø 48 - Halter

**Zubehörsatz, Bremssattel**

1.7 TD	46	09/96→09/99	←	→ 05/97		24.0101-4301.2	260047	TRW
1.7 TD	52	04/96→02/00						














**Bremsschlauch**













1.1	40	04/96→02/00	←	☐; → 09/99; Schaltgetriebe		24.5112-0370.3	330515	L= 372
1.7 TD	52	04/96→02/00	←	☐; → 09/99; Schaltgetriebe		24.5112-0376.3	330514	L= 362
			←	☐; → 09/99; Automatikgetriebe		24.5112-0395.3	330521	L= 395
			←	☐; → 09/99; Automatikgetriebe		24.5112-0396.3	330520	L= 397
1.7 D	42	04/96→02/00	←	☐; → 05/97; Schaltgetriebe		24.5112-0370.3	330515	L= 372
↓								

	kW			 	! #		
<b>FIAT - PUNTO Van (176_) 04/96→02/00</b>							
 <b>Bremsschlauch</b>							
1.7 D	42	04/96→02/00	←	☐; → 05/97; Schaltgetriebe		24.5112-0376.3 330514	L= 362
			←	☐; → 05/97; Automatikgetriebe		24.5112-0395.3 330521	L= 395
			←	☐; → 05/97; Automatikgetriebe		24.5112-0396.3 330520	L= 397
1.7 TD	46	09/96→09/99	←	☐; Schaltgetriebe		24.5112-0370.3 330515	L= 372
			←	☐; Schaltgetriebe		24.5112-0376.3 330514	L= 362
			←	☐; Automatikgetriebe		24.5112-0395.3 330521	L= 395
			←	☐; Automatikgetriebe		24.5112-0396.3 330520	L= 397
<b>FIAT - PUNTO Van (188_) 02/00→10/09</b>							
 <b>Bremssattel</b>							
1.2 60	44	02/00→10/09	←	☐; → 06/03		24.3481-1743.5 240305	BDX Ø 48 - Halter
			←	☐; → 06/03		24.3481-1744.5 240306	BDX Ø 48 - Halter
1.3 D Multijet	55	02/05→10/09	←	☐; → 11/05		24.3541-1789.5 240291	ATE Ø 54 - Halter
			←	☐; → 11/05		24.3541-1790.5 240292	ATE Ø 54 - Halter
1.3 JTD	51	06/03→10/05	←	☐; 07/03→		24.3541-1789.5 240291	ATE Ø 54 - Halter
			←	☐; 07/03→		24.3541-1790.5 240292	ATE Ø 54 - Halter
1.9 D 60	44	02/00→10/09	←	☐; → 06/03		24.3541-1787.5 240289	ATE Ø 54 - Halter
			←	☐; → 06/03		24.3541-1788.5 240290	ATE Ø 54 - Halter
1.9 JTD	63	02/00→10/09	←	☐; → 06/03		24.3541-1789.5 240291	ATE Ø 54 - Halter
			←	☐; → 06/03		24.3541-1790.5 240292	ATE Ø 54 - Halter
 <b>Bremsschlauch</b>							
1.2 60	44	02/00→10/09	←	→ 06/03	2	24.5112-0454.3 331360	L= 454
1.9 D 60	44	02/00→10/09	←	→ 06/03	2	83.7201-9173.3 330868	L= 173
1.9 JTD	63	02/00→10/09	→	→ 06/03	2	83.7201-9173.3 330868	L= 173
1.3 D Multijet	55	02/05→10/09	←	→ 11/05	2	24.5112-0454.3 331360	L= 454
			→	→ 11/05	2	24.5112-0220.3 330613	L= 220
1.3 JTD	51	06/03→10/05	←	07/03→	2	24.5112-0454.3 331360	L= 454
			→	07/03→	2	24.5112-0220.3 330613	L= 220
<b>FIAT - PUNTO Van (199_) 02/06→</b>							
 <b>Bremssattel</b>							
0.9 Twinair Turbo	63	03/12→	←	☐		24.3541-1769.5 240601	BOS Ø 54 - Halter
			←	☐		24.3541-1770.5 240602	BOS Ø 54 - Halter
1.3 D Multijet	55	04/08→	←	☐; → 01/11		24.3541-1769.5 240601	BOS Ø 54 - Halter
			←	☐; → 01/11		24.3541-1770.5 240602	BOS Ø 54 - Halter
1.3 D Multijet	62	03/12→	←	☐		24.3541-1829.5 240721	BOS Ø 54 - Halter
1.3 D Multijet	66	01/10→02/12	←	☐		24.3541-1829.5 240721	BOS Ø 54 - Halter
1.3 D Multijet	70	03/09→	←	☐; 10/09→		24.3541-1829.5 240721	BOS Ø 54 - Halter
1.4 (199BxB1A)	57	02/06→06/13	←	☐; 10/09→		24.3541-1829.5 240721	BOS Ø 54 - Halter
1.4 Natural Power	57	03/09→	←	☐; 10/09→		24.3541-1829.5 240721	BOS Ø 54 - Halter
1.4 LPG (199AXB1A)	57	03/09→	←	☐; 06/09→		24.3541-1829.5 240721	BOS Ø 54 - Halter
 <b>Bremsschlauch</b>							
0.9 Twinair Turbo	63	03/12→	←		2	24.5112-0402.3 331297	L= 402
1.3 D Multijet	62	03/12→	→	am Bremssattel	2	24.5112-0142.3 331016	L= 142
1.3 D Multijet	66	01/10→02/12	→		2	24.5228-0216.3 330908	L= 215
1.3 D Multijet	55	04/08→	←	→ 01/11	2	24.5112-0402.3 331297	L= 402
			→	am Bremssattel; → 01/11	2	24.5112-0142.3 331016	L= 142
			→	→ 01/11	2	24.5228-0216.3 330908	L= 215
1.3 D Multijet	70	03/09→	←	10/09→	2	24.5112-0402.3 331297	L= 402
1.4 (199BxB1A)	57	02/06→06/13	→	am Bremssattel; 10/09→	2	24.5112-0142.3 331016	L= 142
1.4 Natural Power	57	03/09→	→	10/09→	2	24.5228-0216.3 330908	L= 215
1.4 LPG (199AXB1A)	57	03/09→	←	06/09→	2	24.5112-0402.3 331297	L= 402
			→	am Bremssattel; 06/09→	2	24.5112-0142.3 331016	L= 142
			→	06/09→	2	24.5228-0216.3 330908	L= 215
































	kw			 	! #		
<b>FIAT - QUBO (225_) 02/08→</b>							
 <b>Bremssattel</b>							
1.3 D Multijet 1.4	55 54	02/08→ 02/08→	←	☐; 09/08→		24.3541-1769.5 240601	BOS Ø 54 - Halter
			←	☐; 09/08→		24.3541-1770.5 240602	BOS Ø 54 - Halter
1.3 D Multijet 1.4	59 57	03/15→ 10/09→	←	☐		24.3541-1769.5 240601	BOS Ø 54 - Halter
1.4 Natural Power	57	10/09→	←	☐		24.3541-1770.5 240602	BOS Ø 54 - Halter
1.3 D Multijet	70	07/10→	←	☐		24.3541-1829.5 240721	BOS Ø 54 - Halter
 <b>Bremsschlauch</b>							
1.3 D Multijet 1.4	55 54	02/08→ 02/08→	←	09/08→	2	24.5112-0402.3 331297	L= 402
			→	09/08→	2	24.5228-0181.3 331279	L= 180
1.3 D Multijet 1.3 D Multijet 1.4	59 70 57	03/15→ 07/10→ 10/09→	←		2	24.5112-0402.3 331297	L= 402
1.4 Natural Power	57	10/09→	→		2	24.5228-0181.3 331279	L= 180
<b>FIAT - SCUDO (270_, 272_) 01/07→</b>							
 <b>Bremssattel</b>							
1.6 D Multijet 1.6 D Multijet	66 66	01/07→ 02/11→	←	☐; Trommelbremse		24.3451-1725.5 240619	TRW Ø1 45 Ø2 48 - Halter
			←	☐; Trommelbremse		24.3451-1726.5 240620	TRW Ø1 45 Ø2 48 - Halter
 <b>Bremsschlauch</b>							
1.6 D Multijet 2.0 D Multijet 2.0 D Multijet	66 88 100	01/07→ 01/07→ 01/07→	←		2	24.5144-0455.3 331201	L= 455
			→	06/07→; nicht für verlängerten Radstand	2	24.5239-0240.3 331170	L= 240
			→	06/07→; für verlängerten Radstand	2	24.5239-0355.3 331243	L= 355
1.6 D Multijet 2.0 D Multijet 2.0 D Multijet 2.0 D Multijet 4x4	66 94 120 94	02/11→ 04/11→ 07/10→ 04/11→	←		2	24.5144-0455.3 331201	L= 455
			→	nicht für verlängerten Radstand	2	24.5239-0240.3 331170	L= 240
			→	für verlängerten Radstand	2	24.5239-0355.3 331243	L= 355
2.0 D Multijet 4x4	88	01/07→	←	04/11→	2	24.5144-0455.3 331201	L= 455
			→	04/11→; nicht für verlängerten Radstand	2	24.5239-0240.3 331170	L= 240
			→	04/11→; für verlängerten Radstand	2	24.5239-0355.3 331243	L= 355
<b>FIAT - SCUDO Combinato (220_) 02/96→12/06</b>							
 <b>Bremssattel</b>							
1.6 1.9 D 1.9 TD 1.9 TD Eco 2.0 16V 2.0 JTD	58 51 68 66 100 80	02/96→12/06 04/98→12/06 02/96→12/06 02/96→12/06 06/00→12/06 12/99→12/06	←	☐; → 09/03		24.3571-1709.5 240153	TRW Ø 57 - Halter
			←	☐; → 09/03		24.3571-1710.5 240154	TRW Ø 57 - Halter
			←	☐		24.3571-1711.5 240159	BDX Ø 57 - Halter
			←	☐		24.3571-1712.5 240160	BDX Ø 57 - Halter
			←	☐; 10/03→		24.3601-1711.7 220607	TRW Ø 60 - Halter
			←	☐; 10/03→		24.3601-1712.7 220608	TRW Ø 60 - Halter
1.9 D	51	02/96→04/98	←	☐		24.3571-1709.5 240153	TRW Ø 57 - Halter
			←	☐		24.3571-1711.5 240159	BDX Ø 57 - Halter
			←	☐		24.3571-1710.5 240154	TRW Ø 57 - Halter
			←	☐		24.3571-1712.5 240160	BDX Ø 57 - Halter
2.0 JTD	69	01/04→12/06	←	☐		24.3571-1711.5 240159	BDX Ø 57 - Halter
			←	☐		24.3601-1711.7 220607	TRW Ø 60 - Halter
			←	☐		24.3571-1712.5 240160	BDX Ø 57 - Halter
			←	☐		24.3601-1712.7 220608	TRW Ø 60 - Halter
2.0 JTD 16V	80	05/99→12/06	←	☐; 12/99→ 09/03		24.3571-1709.5 240153	TRW Ø 57 - Halter
			←	☐; 12/99→ 09/03		24.3571-1710.5 240154	TRW Ø 57 - Halter
			←	☐; 12/99→		24.3571-1711.5 240159	BDX Ø 57 - Halter
			←	☐; 12/99→		24.3571-1712.5 240160	BDX Ø 57 - Halter
			←	☐; 10/03→		24.3601-1711.7 220607	TRW Ø 60 - Halter
			←	☐; 10/03→		24.3601-1712.7 220608	TRW Ø 60 - Halter
 <b>Bremsschlauch</b>							
1.6 1.9 D 1.9 D 1.9 TD 1.9 TD Eco ↓	58 51 51 68 66	02/96→12/06 02/96→04/98 04/98→12/06 02/96→12/06 02/96→12/06	←		2	24.5118-0471.3 330528	L= 473
			→		2	24.5229-0251.3 330535	L= 250













	kw			 	! #		
<b>FIAT - SCUDO Combinato (220_) 02/96→12/06</b>							
 <b>Bremsschlauch</b>							
2.0 16V	100	06/00→12/06	←		2	24.5118-0471.3 330528	L= 473
			→		2	24.5229-0251.3 330535	L= 250
2.0 JTD	69	01/04→12/06	←		2	24.5111-0462.3 330555	L= 460
2.0 JTD	80	12/99→12/06	→		2	24.5229-0251.3 330535	L= 250
2.0 JTD 16V	80	05/99→12/06	←	12/99→	2	24.5111-0462.3 330555	L= 460
			→	12/99→	2	24.5229-0251.3 330535	L= 250
<b>FIAT - SCUDO Kasten (220_) 02/96→12/06</b>							
 <b>Bremssattel</b>							
1.6	58	02/96→12/06	←	☐; → 09/03		24.3571-1709.5 240153	TRW Ø 57 - Halter
1.9 D	51	02/96→12/06	←	☐; → 09/03		24.3571-1710.5 240154	TRW Ø 57 - Halter
1.9 D	51	04/98→12/06	←	☐; → 09/03		24.3571-1710.5 240154	TRW Ø 57 - Halter
1.9 TD	66	02/96→12/06	←	☐		24.3571-1711.5 240159	BDX Ø 57 - Halter
1.9 TD	68	02/98→12/06	←	☐		24.3571-1711.5 240159	BDX Ø 57 - Halter
2.0 JTD	80	12/02→12/06	←	☐		24.3571-1712.5 240160	BDX Ø 57 - Halter
			←	☐; 10/03→		24.3601-1711.7 220607	TRW Ø 60 - Halter
			←	☐; 10/03→		24.3601-1712.7 220608	TRW Ø 60 - Halter
2.0	100	05/00→12/06	←	☐; 06/00→ 09/03		24.3571-1709.5 240153	TRW Ø 57 - Halter
			←	☐; 06/00→ 09/03		24.3571-1710.5 240154	TRW Ø 57 - Halter
			←	☐; 06/00→		24.3571-1711.5 240159	BDX Ø 57 - Halter
			←	☐; 06/00→		24.3571-1712.5 240160	BDX Ø 57 - Halter
			←	☐; 10/03→		24.3601-1711.7 220607	TRW Ø 60 - Halter
			←	☐; 10/03→		24.3601-1712.7 220608	TRW Ø 60 - Halter
2.0 JTD	69	10/99→12/06	←	☐; 12/99→ 09/03		24.3571-1709.5 240153	TRW Ø 57 - Halter
2.0 JTD 16V	80	05/99→12/06	←	☐; 12/99→ 09/03		24.3571-1710.5 240154	TRW Ø 57 - Halter
			←	☐; 12/99→		24.3571-1711.5 240159	BDX Ø 57 - Halter
			←	☐; 12/99→		24.3571-1712.5 240160	BDX Ø 57 - Halter
			←	☐; 10/03→		24.3601-1711.7 220607	TRW Ø 60 - Halter
			←	☐; 10/03→		24.3601-1712.7 220608	TRW Ø 60 - Halter
 <b>Bremsschlauch</b>							
1.6	58	02/96→12/06	←		2	24.5118-0471.3 330528	L= 473
1.9 D	51	02/96→12/06	→		2	24.5229-0251.3 330535	L= 250
1.9 D	51	04/98→12/06	→		2	24.5229-0251.3 330535	L= 250
1.9 TD	66	02/96→12/06	→		2	24.5229-0251.3 330535	L= 250
1.9 TD	68	02/98→12/06	→		2	24.5229-0251.3 330535	L= 250
2.0	100	05/00→12/06	←	06/00→	2	24.5118-0471.3 330528	L= 473
			→	06/00→	2	24.5229-0251.3 330535	L= 250
2.0 JTD	69	10/99→12/06	←	12/99→	2	24.5111-0462.3 330555	L= 460
2.0 JTD 16V	80	05/99→12/06	→	12/99→	2	24.5229-0251.3 330535	L= 250
2.0 JTD	80	12/02→12/06	←		2	24.5111-0462.3 330555	L= 460
			→		2	24.5229-0251.3 330535	L= 250
<b>FIAT - SCUDO Kasten (270_, 272_) 01/07→</b>							
 <b>Bremssattel</b>							
1.6 D Multijet	66	01/07→	←	☐; Trommelbremse		24.3451-1725.5 240619	TRW Ø1 45 Ø2 48 - Halter
1.6 D Multijet	66	02/11→	←	☐; Trommelbremse		24.3451-1726.5 240620	TRW Ø1 45 Ø2 48 - Halter
 <b>Bremsschlauch</b>							
1.6 D Multijet	66	01/07→	←		2	24.5144-0455.3 331201	L= 455
2.0 D Multijet	88	01/07→	→	06/07→; nicht für verlängerten Radstand	2	24.5239-0240.3 331170	L= 240
2.0 D Multijet	100	01/07→	→	06/07→; für verlängerten Radstand	2	24.5239-0355.3 331243	L= 355
1.6 D Multijet	66	02/11→	←		2	24.5144-0455.3 331201	L= 455
2.0 D Multijet	94	05/11→	→	nicht für verlängerten Radstand	2	24.5239-0240.3 331170	L= 240
2.0 D Multijet	120	07/10→	→	für verlängerten Radstand	2	24.5239-0355.3 331243	L= 355
2.0 D Multijet 4x4	88	01/07→	←	04/11→	2	24.5144-0455.3 331201	L= 455
			→	04/11→; nicht für verlängerten Radstand	2	24.5239-0240.3 331170	L= 240
			→	04/11→; für verlängerten Radstand	2	24.5239-0355.3 331243	L= 355



	kw					! #		
<b>FIAT - SCUDO Pritsche/Fahrgestell (220_) 09/96→12/06</b>								
 <b>Bremssattel</b>								
1.6	58	09/96→12/06	←	☐; → 09/03		24.3571-1709.5	240153	TRW Ø 57 - Halter
1.9 D	51	04/98→12/06	←	☐; → 09/03		24.3571-1710.5	240154	TRW Ø 57 - Halter
1.9 TD	68	09/96→12/06	←	☐		24.3571-1711.5	240159	BDX Ø 57 - Halter
2.0 JTD	80	12/02→12/06	←	☐		24.3571-1712.5	240160	BDX Ø 57 - Halter
			←	☐; 10/03→		24.3601-1711.7	220607	TRW Ø 60 - Halter
			←	☐; 10/03→		24.3601-1712.7	220608	TRW Ø 60 - Halter
2.0 JTD	69	10/99→12/06	←	☐; 12/99→ 09/03		24.3571-1709.5	240153	TRW Ø 57 - Halter
2.0 JTD 16V	80	05/99→12/06	←	☐; 12/99→ 09/03		24.3571-1710.5	240154	TRW Ø 57 - Halter
			←	☐; 12/99→		24.3571-1711.5	240159	BDX Ø 57 - Halter
			←	☐; 12/99→		24.3571-1712.5	240160	BDX Ø 57 - Halter
			←	☐; 10/03→		24.3601-1711.7	220607	TRW Ø 60 - Halter
			←	☐; 10/03→		24.3601-1712.7	220608	TRW Ø 60 - Halter
 <b>Bremsschlauch</b>								
1.6	58	09/96→12/06	←		2	24.5118-0471.3	330528	L= 473
1.9 D	51	04/98→12/06	→		2	24.5229-0251.3	330535	L= 250
1.9 TD	68	09/96→12/06	→		2	24.5111-0462.3	330555	L= 460
2.0 JTD	69	10/99→12/06	→	12/99→	2	24.5229-0251.3	330535	L= 250
2.0 JTD 16V	80	05/99→12/06	→	12/99→	2	24.5111-0462.3	330555	L= 460
2.0 JTD	80	12/02→12/06	→		2	24.5229-0251.3	330535	L= 250
<b>FIAT - SCUDO Pritsche/Fahrgestell (270_, 272_) 01/07→</b>								
 <b>Bremssattel</b>								
1.6 D Multijet	66	01/07→	←	☐; Trommelbremse		24.3451-1725.5	240619	TRW Ø1 45 Ø2 48 - Halter
			←	☐; Trommelbremse		24.3451-1726.5	240620	TRW Ø1 45 Ø2 48 - Halter
 <b>Bremsschlauch</b>								
1.6 D Multijet	66	01/07→	←		2	24.5144-0455.3	331201	L= 455
2.0 D Multijet	88	01/07→	→	06/07→; nicht für verlängerten Radstand	2	24.5239-0240.3	331170	L= 240
2.0 D Multijet	100	01/07→	→	06/07→; für verlängerten Radstand	2	24.5239-0355.3	331243	L= 355
2.0 D Multijet	94	05/11→	←		2	24.5144-0455.3	331201	L= 455
2.0 D Multijet	120	07/10→	→	nicht für verlängerten Radstand	2	24.5239-0240.3	331170	L= 240
			→	für verlängerten Radstand	2	24.5239-0355.3	331243	L= 355
<b>FIAT - SEDICI (FY_) 06/06→10/14</b>								
 <b>Bremsschlauch</b>								
1.6 16V	79	06/06→10/14	←		2	24.5273-0375.3	331147	L= 375
1.6 16V	88	06/06→10/14	→		2	24.5279-0300.3	331135	L= 300
1.6 16V 4x4	79	06/06→10/14	→					
1.6 16V 4x4	88	06/06→10/14	→					
1.9 D Multijet	88	06/06→10/14	→					
1.9 D Multijet 4x4	88	06/06→10/14	→					
2.0 D Multijet	99	06/06→10/14	→					
2.0 D Multijet 4x4	99	06/06→10/14	→					
<b>FIAT - SEICENTO / 600 (187_) 01/98→01/10</b>								
 <b>Bremssattel</b>								
0.9 (187AXA, 187AXA1A)	29	01/98→01/10	←	☐; 04/98→ 03/08		24.3481-1743.5	240305	BDX Ø 48 - Halter
1.1 (187AXB, 187AXB1A)	40	01/98→01/10	←	☐; 04/98→ 03/08		24.3481-1744.5	240306	BDX Ø 48 - Halter
 <b>Bremsschlauch</b>								
0.9 (187AXA, 187AXA1A)	29	01/98→01/10	←	04/98→ 03/08	2	24.5112-0445.3	330564	L= 445
1.1 (187AXB, 187AXB1A)	40	01/98→01/10	→	04/98→ 03/08	2	24.5228-0275.3	330035	L= 275
Elektra (187AEA1A, 187BEA1A)	30	01/99→01/05	→	03/00→	2	24.5228-0223.3	330530	L= 223
Elettrica	22	03/00→04/04	→		2	24.5228-0223.3	330530	L= 223

	kW			 	! #			
<b>FIAT - SEICENTO / 600 Van (287_) 01/98→01/10</b>								
 <b>Bremssattel</b>								
0.9 (187AXA)	29	01/98→01/10	←	☐; 04/98→03/08		24.3481-1743.5	240305	BDX Ø 48 - Halter
1.1 (187CXB/C)	40	01/98→01/10	←	☐; 04/98→03/08		24.3481-1744.5	240306	BDX Ø 48 - Halter
 <b>Bremsschlauch</b>								
0.9 (187AXA)	29	01/98→01/10	←	04/98→03/08	2	24.5112-0445.3	330564	L= 445
1.1 (187CXB/C)	40	01/98→01/10	→	04/98→03/08	2	24.5228-0275.3	330035	L= 275
<b>FIAT - SIENA (178_) 04/96→12/12</b>								
 <b>Bremsschlauch</b>								
1.2	59	09/01→12/09	←	→ 12/06	2	24.5112-0460.3	330599	L= 460
			→	→ 12/06	2	24.5112-0220.3	330613	L= 220
<b>FIAT - STILO (192_) 10/01→11/10</b>								
 <b>Bremssattel</b>								
1.2 16V (192_XA1B)	59	02/02→11/06	←	☐		24.3541-1811.5	240429	BOS Ø 54 - Halter
1.4 16V	66	03/05→11/06	←	☐		24.3541-1812.5	240430	BOS Ø 54 - Halter
1.4 16V	70	01/04→11/06	←	☐				
1.6 16V	77	05/05→11/06	←	☐				
1.6 16V (192_XB1A)	76	10/01→11/06	←	☐				
1.8	90	01/04→11/06	←	☐		24.3541-1809.5	240593	BOS Ø 54 - Halter
1.8 16V (192_XC1A)	98	10/01→11/06	←	☐				
1.8 8V	76	01/04→11/06	←	☐		24.3541-1810.5	240594	BOS Ø 54 - Halter
1.9 D Multijet	74	09/05→11/06	←	☐				
1.9 D Multijet	88	09/05→11/06	←	☐				
1.9 JTD	93	09/03→11/06	←	☐				
1.9 JTD (192_XE1A)	85	10/01→11/06	←	☐				
1.9 JTD (192_XF1A)	59	02/02→11/06	←	☐				
1.9 JTD (192AXS1B, 192BXS1B)	66	09/04→11/06	←	☐				
1.8 Flex	84	09/05→11/10	←	☐; → 03/08		24.3541-1809.5	240593	BOS Ø 54 - Halter
			←	☐; → 03/08		24.3541-1810.5	240594	BOS Ø 54 - Halter
 <b>Bremsschlauch</b>								
1.2 16V (192_XA1B)	59	02/02→11/06	←		2	24.5112-0407.3	331459	L= 410
1.4 16V	66	03/05→11/06	→	am Bremssattel	2	24.5112-0185.3	330654	L= 185 + Halter
1.4 16V	70	01/04→11/06	→		2	83.6501-0282.3	330769	L= 287
1.6	100	04/05→11/06	→		2			
1.6 16V	77	05/05→11/06	→					
1.6 16V (192_XB1A)	76	10/01→11/06	→					
1.8	90	01/04→11/06	→					
1.8 16V (192_XC1A)	98	10/01→11/06	→					
1.8 8V	76	01/04→11/06	→					
1.9 D Multijet	74	09/05→11/06	→					
1.9 D Multijet	88	09/05→11/06	→					
1.9 D Multijet	110	09/05→11/06	→					
1.9 JTD	93	09/03→11/06	→					
1.9 JTD	100	04/04→11/06	→					
1.9 JTD	103	01/04→11/06	→					
1.9 JTD (192_XE1A)	85	10/01→11/06	→					
1.9 JTD (192_XF1A)	59	02/02→11/06	→					
1.9 JTD (192AXS1B, 192BXS1B)	66	09/04→11/06	→					
2.4 20V	123	01/04→11/06	→					
2.4 20V (192_XD1A)	125	10/01→11/06	→					
1.8 Flex	84	09/05→11/10	←	→ 03/08	2	24.5112-0407.3	331459	L= 410
			→	am Bremssattel; → 03/08	2	24.5112-0185.3	330654	L= 185 + Halter
			→	→ 03/08	2	83.6501-0282.3	330769	L= 287
<b>FIAT - STILO Multi Wagon (192_) 01/03→08/08</b>								
 <b>Bremssattel</b>								
1.4 16V	66	03/05→08/08	←	☐; → 03/08		24.3541-1811.5	240429	BOS Ø 54 - Halter
1.4 16V	70	01/04→08/08	←	☐; → 03/08		24.3541-1812.5	240430	BOS Ø 54 - Halter
1.6 16V	76	01/03→08/08	←	☐; → 03/08				
1.6 16V	77	03/05→12/07	←	☐		24.3541-1811.5	240429	BOS Ø 54 - Halter
			←	☐		24.3541-1812.5	240430	BOS Ø 54 - Halter
1.8	90	01/04→08/08	←	☐; → 03/08		24.3541-1809.5	240593	BOS Ø 54 - Halter
1.8 16V	98	01/03→08/08	←	☐; → 03/08				
1.8 Flex	84	09/05→08/08	←	☐; → 03/08		24.3541-1810.5	240594	BOS Ø 54 - Halter
1.9 D	66	09/04→08/08	←	☐; → 03/08				
1.9 D Multijet	74	09/05→08/08	←	☐; → 03/08				
1.9 D Multijet	88	09/05→08/08	←	☐; → 03/08				



	kW			 	! #			
<b>FIAT - STILO Multi Wagon (192_) 01/03→08/08</b>								
 <b>Bremssattel</b>								
1.9 JTD	59	01/03→08/08	←	☐; → 03/08		24.3541-1809.5	240593	BOS Ø 54 - Halter
1.9 JTD	85	01/03→08/08	←	☐; → 03/08		24.3541-1810.5	240594	BOS Ø 54 - Halter
1.9 JTD	93	09/03→08/08	←	☐; → 03/08				
 <b>Bremsschlauch</b>								
1.4 16V	66	03/05→08/08	←	→ 03/08	2	24.5112-0407.3	331459	L= 410
1.4 16V	70	01/04→08/08	→	am Bremssattel; → 03/08	2	24.5112-0185.3	330654	L= 185 + Halter
1.6 16V	76	01/03→08/08	→	→ 03/08	2	83.6501-0282.3	330769	L= 287
1.8	90	01/04→08/08	→	→ 03/08	2			
1.8 16V	98	01/03→08/08	→					
1.8 Flex	84	09/05→08/08	→					
1.9 D	66	09/04→08/08	→					
1.9 D Multijet	74	09/05→08/08	→					
1.9 D Multijet	88	09/05→08/08	→					
1.9 D Multijet (192DXT1B)	110	09/05→08/08	→					
1.9 JTD	59	01/03→08/08	→					
1.9 JTD	85	01/03→08/08	→					
1.9 JTD	93	09/03→08/08	→					
1.9 JTD	100	04/04→08/08	→					
1.9 JTD	103	01/04→08/08	→					
2.4 20V	123	01/04→08/08	→					
1.6 16V	77	03/05→12/07	←		2	24.5112-0407.3	331459	L= 410
			→	am Bremssattel	2	24.5112-0185.3	330654	L= 185 + Halter
			→		2	83.6501-0282.3	330769	L= 287
<b>FIAT - STRADA Pick-up (178_) 02/98→</b>								
 <b>Bremsschlauch</b>								
1.2	44	04/03→	←	→ 12/11	2	24.5112-0475.3	330698	L= 475
1.2 Trekking	60	11/05→	→	→ 12/11	2	24.5228-0375.3	330699	L= 375
1.3 D Multijet	62	05/06→	→					
1.9 D	46	12/00→	→					
1.9 JTD	59	04/03→	→					
1.2	54	06/99→12/06	←		2	24.5112-0475.3	330698	L= 475
1.7 TD	51	06/99→12/06	→		2	24.5228-0375.3	330699	L= 375
<b>FIAT - STRADA Pick-up (278_) 01/09→</b>								
 <b>Bremsschlauch</b>								
1.3 D Multijet	70	10/10→	→	01/11→	2	24.5228-0375.3	330699	L= 375
<b>FIAT - TEMPRA (159_) 03/90→12/98</b>								
 <b>Bremssattel</b>								
1.4 i.e. (159.AC, 159.AX)	51	04/90→08/96	←	☐; → 04/93; Vollautomatik		24.3481-1703.5	240051	TRW Ø 48 - Halter
1.4 i.e. (159.AC)	57	03/91→08/96	←	☐; → 04/93; Schaltgetriebe; + ABS		24.3481-1703.5	240051	TRW Ø 48 - Halter
1.6 i.e. (159.AS, 159.AT)	55	06/92→08/96	←	☐; → 04/93; Schaltgetriebe; + ABS		24.3481-1704.5	240052	TRW Ø 48 - Halter
			←	☐; → 04/93; Vollautomatik		24.3481-1704.5	240052	TRW Ø 48 - Halter
			→	☐; → 04/93; + ABS		24.3344-1703.5	240117	TRW Ø 34 - Halter
			→	☐; 05/93→; + ABS		24.3344-1703.5	240117	TRW Ø 34 - Halter
			→	☐; 05/93→; + ABS		24.3344-1704.5	240118	TRW Ø 34 - Halter
			→	☐; → 04/93; + ABS		24.3344-1704.5	240118	TRW Ø 34 - Halter
1.6 (159.AD)	63	03/90→08/96	←	☐; → 04/93; Vollautomatik		24.3481-1703.5	240051	TRW Ø 48 - Halter
			←	☐; → 04/93; Schaltgetriebe; + ABS		24.3481-1703.5	240051	TRW Ø 48 - Halter
			←	☐; → 04/93; Schaltgetriebe; + ABS		24.3481-1704.5	240052	TRW Ø 48 - Halter
			←	☐; → 04/93; Vollautomatik		24.3481-1704.5	240052	TRW Ø 48 - Halter
			→	☐; → 04/93; + ABS		24.3344-1703.5	240117	TRW Ø 34 - Halter
			→	☐; → 04/93; + ABS		24.3344-1704.5	240118	TRW Ø 34 - Halter
1.6 i.e. (159.AJ)	63	06/94→08/96	→	☐; + ABS		24.3344-1703.5	240117	TRW Ø 34 - Halter
1.6 i.e. (159.AJ)	66	06/94→08/96	→	☐; + ABS		24.3344-1704.5	240118	TRW Ø 34 - Halter
1.8 i.e. (159.AV)	76	09/93→08/96	→					
1.8 i.e. (159.AZ)	66	09/93→08/96	→					
1.8 i.e. (159.BY)	74	10/94→08/96	→					
1.8 i.e. (159.AN)	77	03/92→08/96	←	☐; → 04/93		24.3481-1703.5	240051	TRW Ø 48 - Halter
1.8 i.e. (159.AN)	81	03/90→08/96	←	☐; → 04/93		24.3481-1704.5	240052	TRW Ø 48 - Halter
1.9 TD (159.AQ)	59	07/92→08/96	←	☐; → 04/93				
1.9 TD (159.CU, 159.AU, 159.AI, 159.BI)	66	05/90→08/96	→	☐; → 04/93; + ABS		24.3344-1703.5	240117	TRW Ø 34 - Halter
			→	☐; 05/93→; + ABS		24.3344-1703.5	240117	TRW Ø 34 - Halter
↓								

**FIAT - TEMPRA (159\_) 03/90→12/98**

**Bremssattel**

1.8 i.e. (159.AN)	77	03/92→08/96	➔	☐; → 04/93; + ABS	24.3344-1704.5	240118	TRW Ø 34 - Halter
1.8 i.e. (159.AN)	81	03/90→08/96	➔	☐; → 04/93; + ABS	24.3344-1704.5	240118	TRW Ø 34 - Halter
1.9 TD (159.AQ)	59	07/92→08/96	➔	☐; 05/93→; + ABS			
1.9 TD (159.CU, 159.AU, 159.AI, 159.BI)	66	05/90→08/96	➔				
1.9 D (159.AG)	48	07/91→08/96	➔	☐; 05/93→; + ABS	24.3344-1703.5	240117	TRW Ø 34 - Halter
			➔	☐; 05/93→; + ABS	24.3344-1704.5	240118	TRW Ø 34 - Halter
2.0	81	05/94→12/98	➔	☐; → 09/96	24.3344-1703.5	240117	TRW Ø 34 - Halter
			➔	☐; → 09/96	24.3344-1704.5	240118	TRW Ø 34 - Halter
2.0 i.e. (159.AP)	83	10/90→08/96	➔	☐; → 04/93	24.3344-1703.5	240117	TRW Ø 34 - Halter
			➔	☐; 05/93→	24.3344-1703.5	240117	TRW Ø 34 - Halter
			➔	☐; 05/93→	24.3344-1704.5	240118	TRW Ø 34 - Halter
			➔	☐; → 04/93	24.3344-1704.5	240118	TRW Ø 34 - Halter

**Zubehörsatz, Bremssattel**

1.4 i.e. (159.AC, 159.AX)	51	04/90→08/96		05/93→; + ABS	24.0101-3601.2	260044	TRW
1.4 i.e. (159.AC)	57	03/91→08/96	➔	→ 04/93; Schaltgetriebe; - ABS	24.0101-3601.2	260044	TRW
1.6 i.e. (159.AS, 159.AT)	55	06/92→08/96	➔	→ 04/93; Schaltgetriebe; + ABS	24.0101-4301.2	260047	TRW
			➔	→ 04/93; Vollautomatik	24.0101-4301.2	260047	TRW
			➔	→ 04/93; + ABS	24.0101-3601.2	260044	TRW
1.6 (159.AD)	63	03/90→08/96	➔	→ 04/93; Schaltgetriebe; - ABS	24.0101-3601.2	260044	TRW
			➔	→ 04/93; Schaltgetriebe; + ABS	24.0101-4301.2	260047	TRW
			➔	→ 04/93; Vollautomatik	24.0101-4301.2	260047	TRW
			➔	→ 04/93; + ABS	24.0101-3601.2	260044	TRW
1.6 i.e. (159.AJ)	63	06/94→08/96		+ ABS	24.0101-3601.2	260044	TRW
1.6 i.e. (159.AJ)	66	06/94→08/96					
1.8 i.e. (159.AV)	76	09/93→08/96					
1.8 i.e. (159.AZ)	66	09/93→08/96					
1.8 i.e. (159.BY)	74	10/94→08/96					
1.8 i.e. (159.AN)	77	03/92→08/96		05/93→; + ABS	24.0101-3601.2	260044	TRW
1.8 i.e. (159.AN)	81	03/90→08/96	➔	→ 04/93	24.0101-4301.2	260047	TRW
1.9 TD (159.AQ)	59	07/92→08/96	➔	→ 04/93; + ABS	24.0101-3601.2	260044	TRW
1.9 TD (159.CU, 159.AU, 159.AI, 159.BI)	66	05/90→08/96	➔				
1.9 D (159.AG)	48	07/91→08/96		05/93→; + ABS	24.0101-3601.2	260044	TRW
2.0	81	05/94→12/98		→ 09/96	24.0101-3601.2	260044	TRW
2.0 i.e. (159.AP)	83	10/90→08/96		05/93→	24.0101-3601.2	260044	TRW
			➔	→ 04/93	24.0101-3601.2	260044	TRW

**Bremsschlauch**

1.4 i.e. (159.AC, 159.AX)	51	04/90→08/96	➔	→ 04/93	2	24.5112-0360.3	330513	L= 360
1.4 i.e. (159.AC)	57	03/91→08/96				24.5112-0384.3	330651	L= 387 + Halter
1.6 (159.AD)	63	03/90→08/96						
1.6 i.e. (159.AS, 159.AT)	55	06/92→08/96						
1.8 i.e. (159.AN)	77	03/92→08/96	➔	05/93→	2	24.5228-0223.3	330530	L= 223
1.8 i.e. (159.AN)	81	03/90→08/96						
2.0 i.e. (159.AP)	83	10/90→08/96						
1.8 i.e. (159.AV)	76	09/93→08/96	➔		2	24.5228-0223.3	330530	L= 223
1.8 i.e. (159.AZ)	66	09/93→08/96						
1.8 i.e. (159.BY)	74	10/94→08/96						
2.0	81	05/94→12/98	➔	→ 09/96	2	24.5228-0223.3	330530	L= 223

**FIAT - TEMPRA S.W. (159\_) 03/90→08/97**

**Bremssattel**

1.4 i.e. (159.AC, 159.AX)	51	10/92→08/96	➔	☐; → 04/93	24.3481-1703.5	240051	TRW Ø 48 - Halter
1.4 i.e. (159.AC)	57	03/91→08/96	➔	☐; → 04/93	24.3481-1704.5	240052	TRW Ø 48 - Halter
1.6 i.e. (159.AE)	57	10/90→08/96					
1.6 i.e. (159.AS, 159.AT)	55	10/92→08/96	➔	☐; 05/93→; + ABS	24.3344-1703.5	240117	TRW Ø 34 - Halter
1.9 D (159.AG)	48	07/91→08/96	➔	☐; → 04/93; + ABS	24.3344-1703.5	240117	TRW Ø 34 - Halter
			➔	☐; → 04/93; + ABS	24.3344-1704.5	240118	TRW Ø 34 - Halter
			➔	☐; 05/93→; + ABS	24.3344-1704.5	240118	TRW Ø 34 - Halter
1.6 i.e. (159.AJ)	66	06/94→08/96	➔	☐; + ABS	24.3344-1703.5	240117	TRW Ø 34 - Halter
1.8 i.e. (159.AV)	76	09/93→08/96	➔	☐; + ABS	24.3344-1704.5	240118	TRW Ø 34 - Halter
1.8 i.e. (159.AZ)	66	09/93→08/96					
1.8 i.e. (159.BY)	74	10/94→08/96					
1.8 i.e. (159.AN)	81	03/90→08/96	➔	☐; 05/93→; + ABS	24.3344-1703.5	240117	TRW Ø 34 - Halter

### FIAT - TEMPRA S.W. (159\_) 03/90→08/97

#### **Bremssattel**

1.9 TD (159.AI, 159.BI, 159.CU, 159.AU)	66	07/91→02/95	➡	☐; → 04/93; + ABS	24.3344-1703.5	240117	TRW Ø 34 - Halter
			➡	☐; 05/93→; + ABS	24.3344-1704.5	240118	TRW Ø 34 - Halter
			➡	☐; → 04/93; + ABS	24.3344-1704.5	240118	TRW Ø 34 - Halter
2.0	81	03/95→12/96	➡	☐; → 09/96	24.3344-1703.5	240117	TRW Ø 34 - Halter
			➡	☐; → 09/96	24.3344-1704.5	240118	TRW Ø 34 - Halter
2.0 i.e. (159.AP)	83	01/91→03/95	➡	☐; → 04/93	24.3344-1703.5	240117	TRW Ø 34 - Halter
			➡	☐; 05/93→	24.3344-1703.5	240117	TRW Ø 34 - Halter
			➡	☐; 05/93→	24.3344-1704.5	240118	TRW Ø 34 - Halter
			➡	☐; → 04/93	24.3344-1704.5	240118	TRW Ø 34 - Halter
2.0 i.e. 4x4 (159.AP)	83	03/92→03/95	➡	☐; 05/93→	24.3344-1703.5	240117	TRW Ø 34 - Halter
			➡	☐; 05/93→	24.3344-1704.5	240118	TRW Ø 34 - Halter

#### **Zubehörsatz, Bremssattel**

1.4 i.e. (159.AC, 159.AX)	51	10/92→08/96		05/93→; + ABS	24.0101-3601.2	260044	TRW
1.4 i.e. (159.AC)	57	03/91→08/96	←	→ 04/93	24.0101-4301.2	260047	TRW
1.6 i.e. (159.AE)	57	10/90→08/96					
1.6 i.e. (159.AS, 159.AT)	55	10/92→08/96	➡	→ 04/93; + ABS	24.0101-3601.2	260044	TRW
1.9 D (159.AG)	48	07/91→08/96					
1.6 i.e. (159.AJ)	66	06/94→08/96		+ ABS	24.0101-3601.2	260044	TRW
1.8 i.e. (159.AV)	76	09/93→08/96					
1.8 i.e. (159.AZ)	66	09/93→08/96					
1.8 i.e. (159.BY)	74	10/94→08/96					
1.8 i.e. (159.AN)	81	03/90→08/96		05/93→; + ABS	24.0101-3601.2	260044	TRW
1.9 TD (159.AI, 159.BI, 159.CU, 159.AU)	66	07/91→02/95	➡	→ 04/93; + ABS	24.0101-3601.2	260044	TRW
2.0	81	03/95→12/96		→ 09/96	24.0101-3601.2	260044	TRW
2.0 i.e. (159.AP)	83	01/91→03/95		05/93→	24.0101-3601.2	260044	TRW
			➡	→ 04/93	24.0101-3601.2	260044	TRW
2.0 i.e. 4x4 (159.AP)	83	03/92→03/95		05/93→	24.0101-3601.2	260044	TRW








#### **Bremsschlauch**

1.4 i.e. (159.AC, 159.AX)	51	10/92→08/96	←	→ 04/93	2	24.5112-0360.3	330513	L= 360
1.4 i.e. (159.AC)	57	03/91→08/96				24.5112-0384.3	330651	L= 387 + Halter
1.6 i.e. (159.AE)	57	10/90→08/96						
1.6 i.e. (159.AS, 159.AT)	55	10/92→08/96						
1.8 i.e. (159.AN)	81	03/90→08/96	➡	05/93→	2	24.5228-0223.3	330530	L= 223
2.0 i.e. (159.AP)	83	01/91→03/95						
2.0 i.e. 4x4 (159.AP)	83	03/92→03/95						
1.8 i.e. (159.AV)	76	09/93→08/96	➡		2	24.5228-0223.3	330530	L= 223
1.8 i.e. (159.AZ)	66	09/93→08/96						
1.8 i.e. (159.BY)	74	10/94→08/96						
2.0	81	03/95→12/96	➡	→ 09/96	2	24.5228-0223.3	330530	L= 223










### FIAT - TIPO (160\_) 07/87→10/97








#### **Bremssattel**

1.4 i.e.	57	05/89→04/95	←	☐; → 04/93; + ABS	24.3481-1703.5	240051	TRW Ø 48 - Halter
			←	☐; → 04/93; + ABS	24.3481-1704.5	240052	TRW Ø 48 - Halter
			➡	☐; → 04/93; + ABS	24.3344-1703.5	240117	TRW Ø 34 - Halter
			➡	☐; → 04/93; + ABS	24.3344-1704.5	240118	TRW Ø 34 - Halter
1.4 i.e. (160.AP, 160.AD, 160.EA)	51	05/89→04/95	←	☐; → 04/93; + ABS	24.3481-1703.5	240051	TRW Ø 48 - Halter
			←	☐; → 04/93; + ABS	24.3481-1704.5	240052	TRW Ø 48 - Halter
1.9 D	48	07/91→08/95	➡	☐; → 04/93; + ABS	24.3344-1703.5	240117	TRW Ø 34 - Halter
			➡	☐; 05/93→; + ABS	24.3344-1703.5	240117	TRW Ø 34 - Halter
			➡	☐; 05/93→; + ABS	24.3344-1704.5	240118	TRW Ø 34 - Halter
			➡	☐; → 04/93; + ABS	24.3344-1704.5	240118	TRW Ø 34 - Halter
1.6	56	03/93→10/95	➡	☐; 05/93→ 09/95; + ABS	24.3344-1703.5	240117	TRW Ø 34 - Halter
			➡	☐; 05/93→ 09/95; + ABS	24.3344-1704.5	240118	TRW Ø 34 - Halter
1.6 i.e. (160.A1, 160.EC, 160.EB)	55	10/92→04/95	➡	☐; → 04/93; + ABS	24.3344-1703.5	240117	TRW Ø 34 - Halter
			➡	☐; 05/93→; + ABS	24.3344-1703.5	240117	TRW Ø 34 - Halter
			➡	☐; → 04/93; + ABS	24.3344-1704.5	240118	TRW Ø 34 - Halter
			➡	☐; 05/93→; + ABS	24.3344-1704.5	240118	TRW Ø 34 - Halter
1.6 SX DGT	66	05/89→10/95	←	☐; → 12/91	24.3481-1703.5	240051	TRW Ø 48 - Halter

	kw			 	! #			
<b>FIAT - TIPO (160_) 07/87→10/97</b>								
<b>Bremssattel</b>								
1.6 SX DGT	66	05/89→10/95	←	☐; → 12/91		24.3481-1704.5	240052	TRW Ø 48 - Halter
			→	☐; → 04/93; + ABS		24.3344-1703.5	240117	TRW Ø 34 - Halter
			→	☐; → 04/93; + ABS		24.3344-1704.5	240118	TRW Ø 34 - Halter
1.7 D (160.AG)	45	01/88→10/95	←	☐; → 04/93; + ABS		24.3481-1703.5	240051	TRW Ø 48 - Halter
			←	☐; → 04/93; + ABS		24.3481-1704.5	240052	TRW Ø 48 - Halter
			→	☐; → 04/93; + ABS		24.3344-1703.5	240117	TRW Ø 34 - Halter
			→	☐; 05/93→ 09/95; + ABS		24.3344-1703.5	240117	TRW Ø 34 - Halter
			→	☐; 05/93→ 09/95; + ABS		24.3344-1704.5	240118	TRW Ø 34 - Halter
			→	☐; → 04/93; + ABS		24.3344-1704.5	240118	TRW Ø 34 - Halter
1.8 i.e. 1.8 i.e. (160.ED)	71 76	03/93→04/95 04/93→04/95	→	☐; 05/93→; + ABS		24.3344-1703.5	240117	TRW Ø 34 - Halter
			→	☐; 05/93→; + ABS		24.3344-1704.5	240118	TRW Ø 34 - Halter
1.8 i.e.	66	09/93→04/95	→	☐; + ABS		24.3344-1703.5	240117	TRW Ø 34 - Halter
			→	☐; + ABS		24.3344-1704.5	240118	TRW Ø 34 - Halter
1.8 i.e. (160.EQ, 160.AM)	74	10/94→10/95	→	☐; → 09/95; + ABS		24.3344-1703.5	240117	TRW Ø 34 - Halter
			→	☐; → 09/95; + ABS		24.3344-1704.5	240118	TRW Ø 34 - Halter
1.9 TD (160.EL, 160.GL, 160.AQ, 160.EI, 160.AR)	66	09/90→04/95	←	☐; → 04/93		24.3481-1703.5	240051	TRW Ø 48 - Halter
			←	☐; → 04/93		24.3481-1704.5	240052	TRW Ø 48 - Halter
			→	☐; → 04/93; + ABS		24.3344-1703.5	240117	TRW Ø 34 - Halter
			→	☐; 05/93→; + ABS		24.3344-1703.5	240117	TRW Ø 34 - Halter
			→	☐; 05/93→; + ABS		24.3344-1704.5	240118	TRW Ø 34 - Halter
			→	☐; → 04/93; + ABS		24.3344-1704.5	240118	TRW Ø 34 - Halter
2.0	104	03/93→04/95	→	☐; 05/93→		24.3344-1703.5	240117	TRW Ø 34 - Halter
			→	☐; 05/93→		24.3344-1704.5	240118	TRW Ø 34 - Halter
2.0 16V (160.AV)	107	07/91→04/95	→	☐; → 04/93		24.3344-1703.5	240117	TRW Ø 34 - Halter
			→	☐; → 04/93		24.3344-1704.5	240118	TRW Ø 34 - Halter
2.0 i.e. (160.AT, 160.AJ)	83	03/90→04/95	→	☐; 09/90→ 04/93		24.3344-1703.5	240117	TRW Ø 34 - Halter
			→	☐; 05/93→		24.3344-1703.5	240117	TRW Ø 34 - Halter
			→	☐; 05/93→		24.3344-1704.5	240118	TRW Ø 34 - Halter
			→	☐; 09/90→ 04/93		24.3344-1704.5	240118	TRW Ø 34 - Halter
2.0 i.e. 16V Sport (160.EF)	102	03/93→04/95	→	☐; 05/93→		24.3344-1703.5	240117	TRW Ø 34 - Halter
			→	☐; → 04/93		24.3344-1703.5	240117	TRW Ø 34 - Halter
			→	☐; → 04/93		24.3344-1704.5	240118	TRW Ø 34 - Halter
			→	☐; 05/93→		24.3344-1704.5	240118	TRW Ø 34 - Halter
<b>Zubehörsatz, Bremssattel</b>								
1.4 i.e.	57	05/89→04/95	←	→ 04/93; - ABS		24.0101-3601.2	260044	TRW
			←	→ 04/93; + ABS		24.0101-4301.2	260047	TRW
			→	→ 04/93; + ABS		24.0101-3601.2	260044	TRW
1.4 i.e. (160.AP, 160.AD, 160.EA) 1.9 D	51 48	05/89→04/95 07/91→08/95		05/93→; + ABS		24.0101-3601.2	260044	TRW
			←	→ 04/93; - ABS		24.0101-3601.2	260044	TRW
			←	→ 04/93; + ABS		24.0101-4301.2	260047	TRW
			→	→ 04/93; + ABS		24.0101-3601.2	260044	TRW
1.6	56	03/93→10/95		05/93→ 09/95; + ABS		24.0101-3601.2	260044	TRW
1.6 i.e. (160.A1, 160.EC, 160.EB)	55	10/92→04/95		05/93→; + ABS		24.0101-3601.2	260044	TRW
			→	→ 04/93; + ABS		24.0101-3601.2	260044	TRW
1.6 SX DGT	66	05/89→10/95	←	→ 12/91		24.0101-4301.2	260047	TRW
			→	→ 04/93; + ABS		24.0101-3601.2	260044	TRW
1.7 D (160.AG)	45	01/88→10/95		05/93→ 09/95; + ABS		24.0101-3601.2	260044	TRW
			←	→ 04/93; - ABS		24.0101-3601.2	260044	TRW
			←	→ 04/93; + ABS		24.0101-4301.2	260047	TRW
			→	→ 04/93; + ABS		24.0101-3601.2	260044	TRW
1.8 i.e. 1.8 i.e. (160.ED)	71 76	03/93→04/95 04/93→04/95		05/93→; + ABS		24.0101-3601.2	260044	TRW
1.8 i.e.	66	09/93→04/95		+ ABS		24.0101-3601.2	260044	TRW
↓								



	kw				! #		
<b>FIAT - TIPO (160_) 07/87→10/97</b>							
<b>Zubehörsatz, Bremssattel</b>							
1.8 i.e. (160.EQ, 160.AM)	74	10/94→10/95		→ 09/95; + ABS		24.0101-3601.2 260044	TRW
1.9 TD (160.EL, 160.GL, 160.AQ, 160.EI, 160.AR)	66	09/90→04/95		05/93→; + ABS		24.0101-3601.2 260044	TRW
			←	→ 04/93		24.0101-4301.2 260047	TRW
			→	→ 04/93; + ABS		24.0101-3601.2 260044	TRW
2.0	104	03/93→04/95		05/93→		24.0101-3601.2 260044	TRW
2.0 16V (160.AV)	107	07/91→04/95	→	→ 04/93		24.0101-3601.2 260044	TRW
2.0 i.e. (160.AT, 160.AJ)	83	03/90→04/95		05/93→		24.0101-3601.2 260044	TRW
			→	09/90→ 04/93		24.0101-3601.2 260044	TRW
2.0 i.e. 16V Sport (160.EF)	102	03/93→04/95		05/93→		24.0101-3601.2 260044	TRW
			→	→ 04/93		24.0101-3601.2 260044	TRW
<b> Bremsschlauch</b>							
1.4 i.e. 1.6 SX DGT	57 66	05/89→04/95 05/89→10/95	←	→ 04/93	2	24.5112-0360.3 330513	L= 360
			→	→ 04/93	2	24.5112-0384.3 330651	L= 387 + Halter
1.4 i.e. (160.AP, 160.AD, 160.EA) 1.6 i.e. (160.A1, 160.EC, 160.EB)	51 55	05/89→04/95 10/92→04/95	←	→ 04/93	2	24.5112-0360.3 330513	L= 360
			→	→ 04/93	2	24.5112-0384.3 330651	L= 387 + Halter
			→	05/93→	2	24.5228-0223.3 330530	L= 223
1.6 1.7 D (160.AG)	56 45	03/93→10/95 01/88→10/95	→	05/93→ 09/95	2	83.6401-0159.3 330746	L= 160
			→	05/93→	2	83.6401-0159.3 330746	L= 160
1.8 i.e. 1.8 i.e. (160.ED) 2.0 2.0 i.e. (160.AT, 160.AJ) 2.0 i.e. 16V Sport (160.EF)	71 76 104 83 102	03/93→04/95 04/93→04/95 03/93→04/95 03/90→04/95 03/93→04/95	→	05/93→	2	83.6401-0159.3 330746	L= 160
			→		2	83.6401-0159.3 330746	L= 160
			→		2	83.6401-0159.3 330746	L= 160
			→		2	83.6401-0159.3 330746	L= 160
			→		2	83.6401-0159.3 330746	L= 160
1.8 i.e.	66	09/93→04/95	→		2	83.6401-0159.3 330746	L= 160
1.8 i.e. (160.EQ, 160.AM)	74	10/94→10/95	→	→ 09/95	2	83.6401-0159.3 330746	L= 160
1.9 D 1.9 TD (160.EL, 160.GL, 160.AQ, 160.EI, 160.AR)	48 66	07/91→08/95 09/90→04/95	←	→ 04/93	2	24.5112-0360.3 330513	L= 360
			→	05/93→	2	24.5112-0384.3 330651	L= 387 + Halter
<b>FIAT - ULYSSE (179_) 08/02→06/11</b>							
<b> Bremssattel</b>							
2.0 2.0 D Multijet 2.0 D Multijet 2.2 JTD	100 88 100 120	08/02→06/11 05/06→06/11 05/06→06/11 03/08→06/11	←	☐; → 01/11		24.3601-1711.7 220607	TRW Ø 60 - Halter
			←	☐; → 01/11		24.3601-1712.7 220608	TRW Ø 60 - Halter
			→	☐; → 01/11		24.3384-1761.7 220671	TRW Ø 38 - Halter
			→	☐; → 01/11		24.3384-1762.5 240851	TRW Ø 38 - Halter
2.0 JTD 2.0 JTD 2.2 JTD	79 80 94	05/03→08/06 08/02→08/06 08/02→08/06	←	☐		24.3601-1711.7 220607	TRW Ø 60 - Halter
			←	☐		24.3601-1712.7 220608	TRW Ø 60 - Halter
			→	☐		24.3384-1761.7 220671	TRW Ø 38 - Halter
			→	☐		24.3384-1762.5 240851	TRW Ø 38 - Halter
2.2 D Multijet	125	03/08→06/11	←	☐; → 01/11		24.3451-1855.5 240659	TRW Ø1 40 Ø2 45 - Halter
			←	☐; → 01/11		24.3451-1856.5 240660	TRW Ø1 40 Ø2 45 - Halter
			→	☐; → 01/11		24.3384-1761.7 220671	TRW Ø 38 - Halter
			→	☐; → 01/11		24.3384-1762.5 240851	TRW Ø 38 - Halter
3.0	150	08/02→06/11	→	☐; → 01/11		24.3384-1761.7 220671	TRW Ø 38 - Halter
			→	☐; → 01/11		24.3384-1762.5 240851	TRW Ø 38 - Halter
<b> Bremsschlauch</b>							
2.0 2.0 D Multijet 2.0 D Multijet 2.2 JTD 3.0	100 88 100 120 150	08/02→06/11 05/06→06/11 05/06→06/11 03/08→06/11 08/02→06/11	←	→ 01/11	2	24.5111-0462.3 330555	L= 460
			→	→ 01/11	2	24.5229-0251.3 330535	L= 250
			←		2	24.5111-0462.3 330555	L= 460
			→		2	24.5229-0251.3 330535	L= 250
			→	→ 01/11	2	24.5229-0251.3 330535	L= 250

	kw			 	! #					
<b>FIAT - ULYSSE (220_) 06/94→08/02</b>										
<b>Bremssattel</b>										
1.8 (220.BB5)	73	05/97→08/02	←	☐; → 07/02		24.3571-1711.5	240159	BDX Ø 57 - Halter		
			←	☐; → 07/02		24.3571-1712.5	240160	BDX Ø 57 - Halter		
			→	☐; → 07/02; + ABS		11.3361-9975.2	220281	ATE Ø 36 - Halter		
			→	☐; → 07/02; + ABS		24.3361-9975.5	240541	ATE Ø 36 - Halter		
1.9 TD	68	05/97→12/99	←	☐		24.3571-1709.5	240153	TRW Ø 57 - Halter		
			←	☐		24.3571-1710.5	240154	TRW Ø 57 - Halter		
			→	☐; + ABS		11.3361-9975.2	220281	ATE Ø 36 - Halter		
			→	☐; + ABS		24.3361-9975.5	240541	ATE Ø 36 - Halter		
1.9 TD (220AH5) 2.0 (220.AC5) 2.0 JTD	66 89 80	02/95→08/02 06/94→08/02 10/99→08/02	←	☐; → 07/02		24.3571-1709.5	240153	TRW Ø 57 - Halter		
			←	☐; → 07/02		24.3571-1710.5	240154	TRW Ø 57 - Halter		
			→	☐; → 07/02; + ABS		11.3361-9975.2	220281	ATE Ø 36 - Halter		
			→	☐; → 07/02; + ABS		24.3361-9975.5	240541	ATE Ø 36 - Halter		
2.0 16V	97	05/98→09/00	←	☐		24.3571-1709.5	240153	TRW Ø 57 - Halter		
			←	☐		24.3571-1710.5	240154	TRW Ø 57 - Halter		
			→	☐		11.3361-9975.2	220281	ATE Ø 36 - Halter		
			→	☐		24.3361-9975.5	240541	ATE Ø 36 - Halter		
2.0 16V 2.0 Turbo (220.AD5)	100 108	09/00→08/02 06/94→08/02	←	☐; → 07/02		24.3571-1709.5	240153	TRW Ø 57 - Halter		
			←	☐; → 07/02		24.3571-1710.5	240154	TRW Ø 57 - Halter		
			→	☐; → 07/02		11.3361-9975.2	220281	ATE Ø 36 - Halter		
			→	☐; → 07/02		24.3361-9975.5	240541	ATE Ø 36 - Halter		
2.0 JTD 16V	80	05/99→08/02	←	☐; 10/99→ 07/02		24.3571-1709.5	240153	TRW Ø 57 - Halter		
			←	☐; 10/99→ 07/02		24.3571-1710.5	240154	TRW Ø 57 - Halter		
			→	☐; 10/99→ 07/02; + ABS		11.3361-9975.2	220281	ATE Ø 36 - Halter		
			→	☐; 10/99→ 07/02; + ABS		24.3361-9975.5	240541	ATE Ø 36 - Halter		
2.1 TD	80	03/96→10/99	←	☐; 06/96→		24.3571-1709.5	240153	TRW Ø 57 - Halter		
			←	☐; 06/96→		24.3571-1710.5	240154	TRW Ø 57 - Halter		
			→	☐; 06/96→; + ABS		11.3361-9975.2	220281	ATE Ø 36 - Halter		
			→	☐; 06/96→; + ABS		24.3361-9975.5	240541	ATE Ø 36 - Halter		
			→	☐; 06/96→; + ABS		11.3361-9976.2	220282	ATE Ø 36 - Halter		
			→	☐; 06/96→; + ABS		24.3361-9976.5	240542	ATE Ø 36 - Halter		
			<b>Feder, Bremssattel</b>							
			1.8 (220.BB5) 1.9 TD (220AH5) 2.0 (220.AC5) 2.0 JTD	73 66 89 80	05/97→08/02 02/95→08/02 06/94→08/02 10/99→08/02	→	→ 07/02; + ABS	2	11.8116-0073.1	390498
→	+ ABS	2				11.8116-0073.1	390498	ATE		
1.9 TD	68	05/97→12/99	→	+ ABS	2	11.8116-0073.1	390498	ATE		
2.0 16V	97	05/98→09/00	→		2	11.8116-0073.1	390498	ATE		
2.0 16V 2.0 Turbo (220.AD5)	100 108	09/00→08/02 06/94→08/02	→	→ 07/02	2	11.8116-0073.1	390498	ATE		
2.0 JTD 16V	80	05/99→08/02	→	10/99→ 07/02; + ABS	2	11.8116-0073.1	390498	ATE		
2.1 TD	80	03/96→10/99	→	06/96→; + ABS	2	11.8116-0073.1	390498	ATE		
<b>Führungshülzensatz, Bremssattel</b>										
1.8 (220.BB5) 1.9 TD (220AH5) 2.0 (220.AC5) 2.0 JTD	73 66 89 80	05/97→08/02 02/95→08/02 06/94→08/02 10/99→08/02	→	→ 07/02; + ABS		11.0101-5407.2	260011	ATE		
			→	+ ABS		11.0101-5407.2	260011	ATE		
			↓							



### FIAT - ULYSSE (220\_) 06/94 → 08/02

#### Führungshülzensatz, Bremsattel

2.0 16V	97	05/98 → 09/00	➡			11.0101-5407.2	260011	ATE
2.0 16V	100	09/00 → 08/02	➡	→ 07/02		11.0101-5407.2	260011	ATE
2.0 Turbo (220.AD5)	108	06/94 → 08/02						
2.0 JTD 16V	80	05/99 → 08/02	➡	10/99 → 07/02; + ABS		11.0101-5407.2	260011	ATE
2.1 TD	80	03/96 → 10/99	➡	06/96 →; + ABS		11.0101-5407.2	260011	ATE

#### Führungsbolzen, Bremsattel

1.8 (220.BB5)	73	05/97 → 08/02		→ 07/02; + ABS		11.8171-0008.1	990049	ATE
1.9 TD (220AH5)	66	02/95 → 08/02						
2.0 (220.AC5)	89	06/94 → 08/02						
2.0 JTD	80	10/99 → 08/02						
1.9 TD	68	05/97 → 12/99		+ ABS		11.8171-0008.1	990049	ATE
2.0 16V	97	05/98 → 09/00				11.8171-0008.1	990049	ATE
2.0 16V	100	09/00 → 08/02		→ 07/02		11.8171-0008.1	990049	ATE
2.0 Turbo (220.AD5)	108	06/94 → 08/02						
2.0 JTD 16V	80	05/99 → 08/02		10/99 → 07/02; + ABS		11.8171-0008.1	990049	ATE
2.1 TD	80	03/96 → 10/99		06/96 →; + ABS		11.8171-0008.1	990049	ATE

#### Dichtungssatz, Bremsattel

1.8 (220.BB5)	73	05/97 → 08/02	➡	→ 07/02; + ABS		11.0441-3602.2	250008	ATE
1.9 TD (220AH5)	66	02/95 → 08/02						
2.0 (220.AC5)	89	06/94 → 08/02						
2.0 JTD	80	10/99 → 08/02						
1.9 TD	68	05/97 → 12/99	➡	+ ABS		11.0441-3602.2	250008	ATE
2.0 16V	97	05/98 → 09/00	➡			11.0441-3602.2	250008	ATE
2.0 16V	100	09/00 → 08/02	➡	→ 07/02		11.0441-3602.2	250008	ATE
2.0 Turbo (220.AD5)	108	06/94 → 08/02						
2.0 JTD 16V	80	05/99 → 08/02	➡	10/99 → 07/02; + ABS		11.0441-3602.2	250008	ATE
2.1 TD	80	03/96 → 10/99	➡	06/96 →; + ABS		11.0441-3602.2	250008	ATE

#### Bremsschlauch

1.8 (220.BB5)	73	05/97 → 08/02	←	→ 07/02	2	24.5118-0471.3	330528	L= 473
1.9 TD (220AH5)	66	02/95 → 08/02						
2.0 (220.AC5)	89	06/94 → 08/02	➡	→ 07/02	2	24.5111-0301.3	330499	L= 300
2.0 JTD	80	10/99 → 08/02				24.5229-0251.3	330535	L= 250
2.0 Turbo (220.AD5)	108	06/94 → 08/02						
1.9 TD	68	05/97 → 12/99	←		2	24.5118-0471.3	330528	L= 473
			➡		2	24.5111-0301.3	330499	L= 300
						24.5229-0251.3	330535	L= 250
2.0 16V	97	05/98 → 09/00	←		2	24.5118-0471.3	330528	L= 473
			➡		2	24.5111-0301.3	330499	L= 300
						24.5229-0251.3	330535	L= 250
2.0 16V	100	09/00 → 08/02	←	→ 07/02	2	24.5118-0471.3	330528	L= 473
			➡	→ 07/02	2	24.5111-0301.3	330499	L= 300
						24.5229-0251.3	330535	L= 250
2.0 JTD 16V	80	05/99 → 08/02	←	10/99 → 07/02	2	24.5118-0471.3	330528	L= 473
			➡	10/99 → 07/02	2	24.5111-0301.3	330499	L= 300
						24.5229-0251.3	330535	L= 250
2.1 TD	80	03/96 → 10/99	←	06/96 →	2	24.5118-0471.3	330528	L= 473
			➡	06/96 →	2	24.5111-0301.3	330499	L= 300
						24.5229-0251.3	330535	L= 250













### FIAT - UNO (146\_) 01/83 → 06/06








#### Bremssattel








1.5 75 iE	56	01/94 → 10/95	←	☐; → 06/95		24.3481-1703.5	240051	TRW Ø 48 - Halter
			←	☐; → 06/95		24.3481-1704.5	240052	TRW Ø 48 - Halter
1.5 SPI	49	03/87 → 01/96	←	☐; 10/89 → 06/95		24.3481-1703.5	240051	TRW Ø 48 - Halter
			←	☐; 10/89 → 06/95		24.3481-1704.5	240052	TRW Ø 48 - Halter

#### Bremsschlauch

1.0	42	05/93 → 06/01	←	→ 06/95	2	24.5112-0390.3	330517	L= 390
			➡	→ 06/95	2	24.5228-0200.3	330470	L= 200
1.1	41	04/86 → 06/06	←	10/89 → 06/95	2	24.5112-0390.3	330517	L= 390
			➡	10/89 → 06/95	2	24.5228-0200.3	330470	L= 200
↓								

	kw			 	! #			
<b>FIAT - UNO (146_) 01/83→06/06</b>								
 <b>Bremsschlauch</b>								
1.5 75 iE 1.7 D	56 43	01/94→10/95 11/94→08/00	← →	→ 06/95 → 06/95	2 2	24.5112-0386.3 24.5228-0200.3	330516 330470	L= 385 L= 200
1.5 SPI 70 i.e. 1.4	49 51	03/87→01/96 09/89→07/96	← →	10/89→ 06/95 10/89→ 06/95	2 2	24.5112-0386.3 24.5228-0200.3	330516 330470	L= 385 L= 200
1.6 R	66	12/92→12/95	←	→ 06/95	2	24.5112-0386.3	330516	L= 385
45 i.e. 1.0	33	04/84→10/95	← ← → →	10/89→ 06/95 → 09/89 → 09/89 10/89→ 06/95	2 2 2 2	24.5112-0390.3 24.5112-0410.3 24.5228-0200.3 24.5228-0200.3	330517 330494 330470 330470	L= 390 L= 410 L= 200 L= 200
<b>FIAT - UNO Kasten (146_) 02/88→07/96</b>								
 <b>Bremsschlauch</b>								
45 0.9	33	02/88→07/96	← →	10/89→ 06/95 10/89→ 06/95	2 2	24.5112-0390.3 24.5228-0200.3	330517 330470	L= 390 L= 200
<b>FORD - B-MAX (JK) 10/12→</b>								
 <b>Bremsschlauch</b>								
1.0 EcoBoost 1.0 EcoBoost 1.0 EcoBoost 1.0 EcoBoost 1.4 1.4 LPG 1.4 LPG 1.5 TDCi 1.5 TDCi 1.6 TDCi 1.6 Ti	74 88 92 103 66 63 66 55 70 70 77	10/12→ 10/12→ 10/12→ 02/16→ 10/12→ 08/13→ 08/13→ 10/12→ 04/15→ 10/12→ 10/12→	→		2	24.5204-0260.3 83.7827-0263.3	331423 331193	L= 260 L= 260
<b>FORD - B-MAX Van 10/12→</b>								
 <b>Bremsschlauch</b>								
1.0 EcoBoost 1.0 EcoBoost 1.4 1.5 TDCi 1.5 TDCi 1.6 TDCi 1.6 Ti	74 92 66 55 70 70 77	10/12→ 10/12→ 10/12→ 10/12→ 04/15→ 10/12→ 10/12→	→		2	24.5204-0260.3 83.7827-0263.3	331423 331193	L= 260 L= 260
<b>FORD - C-MAX (DM2) 02/07→09/10</b>								
 <b>Bremssattel</b>								
1.6 1.6 TDCi 1.6 TDCi 1.6 TDCi 1.8 1.8 1.8 Flexifuel 1.8 TDCi 2.0 2.0 TDCi 2.0 TDCi	74 66 74 80 90 92 92 85 107 98 100	02/07→09/10 02/07→09/10 02/07→09/10 02/07→09/10 02/07→09/10 02/07→09/10 02/07→09/10 02/07→09/10 02/07→09/10 02/07→09/10 02/07→09/10	← ← ← → → → → → → → →	☐; 03/07→ ☐; 03/07→ ☐; 03/07→ ☐; 03/07→ ☐; 03/07→ ☐; 03/07→ ☐; 03/07→ ☐; 03/07→ ☐; 03/07→ ☐; 03/07→ ☐; 03/07→		24.3571-9813.5 24.3571-9814.5 11.9387-7015.2 11.9387-7016.2	240557 240558 220627 220628	ATE Ø 57 - Halter ATE Ø 57 - Halter ATE Ø 38 - Halter ATE Ø 38 - Halter
1.6 2.0 CNG 2.0 LPG 2.0 TDCi	85 107 107 81	04/07→09/10 04/09→09/10 06/08→09/10 02/08→09/10	← ← → →	☐ ☐ ☐ ☐		24.3571-9813.5 24.3571-9814.5 11.9387-7015.2 11.9387-7016.2	240557 240558 220627 220628	ATE Ø 57 - Halter ATE Ø 57 - Halter ATE Ø 38 - Halter ATE Ø 38 - Halter
<b>Halter, Bremssattel</b>								
1.6 1.6 TDCi 1.6 TDCi 1.6 TDCi 1.8 1.8 1.8 Flexifuel	74 66 74 80 90 92 92	02/07→09/10 02/07→09/10 02/07→09/10 02/07→09/10 02/07→09/10 02/07→09/10 02/07→09/10	←	03/07→		11.0230-0736.1	260132	ATE
1.6	85	04/07→09/10	←			11.0230-0736.1	260132	ATE
1.8 TDCi 2.0 2.0 TDCi ↓	85 107 98	02/07→09/10 02/07→09/10 02/07→09/10	← →	03/07→ 03/07→		11.0230-0818.1 11.0230-0698.2	260135 260091	ATE ATE

	kw			 	! #		
<b>FORD - C-MAX (DM2) 02/07→09/10</b>							
<b>Halter, Bremssattel</b>							
2.0 TDCi	100	02/07→09/10	←	03/07→		11.0230-0818.1 260135	ATE
			→	03/07→		11.0230-0698.2 260091	ATE
2.0 CNG	107	04/09→09/10	←			11.0230-0818.1 260135	ATE
2.0 LPG	107	06/08→09/10					
2.0 TDCi	81	02/08→09/10	→			11.0230-0698.2 260091	ATE
<b>Feder, Bremssattel</b>							
1.6	74	02/07→09/10	←	03/07→	2	11.8116-0356.1 390586	ATE
1.6 TDCi	66	02/07→09/10					
1.6 TDCi	74	02/07→09/10	→	03/07→	2	11.8116-0340.1 390595	ATE
1.6 TDCi	80	02/07→09/10					
1.8	90	02/07→09/10					
1.8	92	02/07→09/10					
1.8 Flexifuel	92	02/07→09/10					
1.8 TDCi	85	02/07→09/10					
2.0	107	02/07→09/10					
2.0 TDCi	98	02/07→09/10					
2.0 TDCi	100	02/07→09/10					
1.6	85	04/07→09/10	←		2	11.8116-0356.1 390586	ATE
2.0 CNG	107	04/09→09/10					
2.0 LPG	107	06/08→09/10	→		2	11.8116-0340.1 390595	ATE
2.0 TDCi	81	02/08→09/10					
<b>Führungshülzensatz, Bremssattel</b>							
1.6	74	02/07→09/10	←	03/07→		11.0101-5407.2 260011	ATE
1.6 TDCi	66	02/07→09/10					
1.6 TDCi	74	02/07→09/10	→	03/07→		11.0101-5407.2 260011	ATE
1.6 TDCi	80	02/07→09/10					
1.8	90	02/07→09/10					
1.8	92	02/07→09/10					
1.8 Flexifuel	92	02/07→09/10					
1.8 TDCi	85	02/07→09/10					
2.0	107	02/07→09/10					
2.0 TDCi	98	02/07→09/10					
2.0 TDCi	100	02/07→09/10					
1.6	85	04/07→09/10	←			11.0101-5407.2 260011	ATE
2.0 CNG	107	04/09→09/10					
2.0 LPG	107	06/08→09/10	→			11.0101-5407.2 260011	ATE
2.0 TDCi	81	02/08→09/10					
<b>Führungsbolzen, Bremssattel</b>							
1.6	74	02/07→09/10	←	03/07→		11.8171-0008.1 990049	ATE
1.6 TDCi	66	02/07→09/10					
1.6 TDCi	74	02/07→09/10	→	03/07→		11.8171-0008.1 990049	ATE
1.6 TDCi	80	02/07→09/10					
1.8	90	02/07→09/10					
1.8	92	02/07→09/10					
1.8 Flexifuel	92	02/07→09/10					
1.6	85	04/07→09/10	←			11.8171-0008.1 990049	ATE
			→			11.8171-0008.1 990049	ATE
1.8 TDCi	85	02/07→09/10		03/07→		11.8171-0008.1 990049	ATE
2.0	107	02/07→09/10					
2.0 TDCi	98	02/07→09/10	←	03/07→		11.8171-0008.1 990049	ATE
2.0 TDCi	100	02/07→09/10					
2.0 CNG	107	04/09→09/10				11.8171-0008.1 990049	ATE
2.0 LPG	107	06/08→09/10					
2.0 TDCi	81	02/08→09/10	←			11.8171-0008.1 990049	ATE
<b>Bremsschlauch</b>							
1.6	74	02/07→09/10	←	03/07→	2	83.7716-0397.3 330790	L= 395
1.6 TDCi	66	02/07→09/10					
1.6 TDCi	74	02/07→09/10	→	03/07→	2	24.5124-0420.3 331276	L= 420
1.6 TDCi	80	02/07→09/10					
1.8	90	02/07→09/10					
1.8	92	02/07→09/10					
1.8 Flexifuel	92	02/07→09/10					
1.8 TDCi	85	02/07→09/10					
2.0	107	02/07→09/10					
2.0 TDCi	98	02/07→09/10					
2.0 TDCi	100	02/07→09/10					
1.6	85	04/07→09/10	←		2	83.7716-0397.3 330790	L= 395
2.0 CNG	107	04/09→09/10					
2.0 LPG	107	06/08→09/10	→		2	24.5124-0420.3 331276	L= 420
2.0 TDCi	81	02/08→09/10					


	kW			 	! #		
<b>FORD - C-MAX II (DXA/CB7, DXA/CEU) 12/10→</b>							
<b>Bremssattel</b>							
1.0 EcoBoost	74	10/12→	←	☐	24.3571-9813.5	240557	ATE Ø 57 - Halter
1.0 EcoBoost	92	10/12→	←	☐	24.3571-9814.5	240558	ATE Ø 57 - Halter
1.5 EcoBoost	110	03/15→	→	☐	11.9387-7084.2	220960	ATE Ø 38 - Halter
1.5 EcoBoost	134	03/15→	→	☐	11.9387-7099.2	221053	ATE Ø 38 - Halter
1.5 TDCi	70	03/15→					
1.5 TDCi	88	03/15→					
1.5 TDCi ECONetic	77	03/15→					
1.6 CNG	86	01/13→					
1.6 EcoBoost	110	12/10→					
1.6 EcoBoost	134	12/10→					
1.6 Flexifuel	88	02/11→					
1.6 LPG	86	02/12→					
1.6 LPG	88	02/12→					
1.6 TDCi	70	12/10→					
1.6 TDCi	85	12/10→					
1.6 Ti	63	12/10→					
1.6 Ti	77	12/10→					
1.6 Ti	88	02/12→					
1.6 Ti	92	12/10→					
2.0 TDCi	85	02/11→					
2.0 TDCi	100	02/11→					
2.0 TDCi	103	02/11→					
2.0 TDCi	110	03/15→					
2.0 TDCi	120	12/10→					
2.0 TDCi	125	03/15→					
<b>Feder, Bremssattel</b>							
1.0 EcoBoost	74	10/12→			2	11.8116-0356.1	390586 ATE
1.0 EcoBoost	92	10/12→					
1.5 EcoBoost	110	03/15→					
1.5 EcoBoost	134	03/15→					
1.5 TDCi	70	03/15→					
1.5 TDCi	88	03/15→					
1.5 TDCi ECONetic	77	03/15→					
1.6 CNG	86	01/13→					
1.6 EcoBoost	110	12/10→					
1.6 EcoBoost	134	12/10→					
1.6 Flexifuel	88	02/11→					
1.6 LPG	86	02/12→					
1.6 LPG	88	02/12→					
1.6 TDCi	70	12/10→					
1.6 TDCi	85	12/10→					
1.6 Ti	63	12/10→					
1.6 Ti	77	12/10→					
1.6 Ti	88	02/12→					
1.6 Ti	92	12/10→					
2.0 TDCi	85	02/11→					
2.0 TDCi	100	02/11→					
2.0 TDCi	103	02/11→					
2.0 TDCi	110	03/15→					
2.0 TDCi	120	12/10→					
2.0 TDCi	125	03/15→					
<b>Führungshülzensatz, Bremssattel</b>							
1.0 EcoBoost	74	10/12→	←			11.0101-5407.2	260011 ATE
1.0 EcoBoost	92	10/12→					
1.5 EcoBoost	110	03/15→					
1.5 EcoBoost	134	03/15→					
1.5 TDCi	70	03/15→					
1.5 TDCi	88	03/15→					
1.5 TDCi ECONetic	77	03/15→					
1.6 CNG	86	01/13→					
1.6 EcoBoost	110	12/10→					
1.6 EcoBoost	134	12/10→					
1.6 Flexifuel	88	02/11→					
1.6 LPG	86	02/12→					
1.6 LPG	88	02/12→					
1.6 TDCi	70	12/10→					
1.6 TDCi	85	12/10→					
1.6 Ti	63	12/10→					
1.6 Ti	77	12/10→					
1.6 Ti	88	02/12→					
1.6 Ti	92	12/10→					
2.0 TDCi	85	02/11→					
2.0 TDCi	100	02/11→					
2.0 TDCi	103	02/11→					
2.0 TDCi	110	03/15→					
2.0 TDCi	120	12/10→					
2.0 TDCi	125	03/15→					
<b>Führungsbolzen, Bremssattel</b>							
1.0 EcoBoost	74	10/12→				11.8171-0008.1	990049 ATE
1.0 EcoBoost	92	10/12→					



**FORD - C-MAX II (DXA/CB7, DXA/CEU) 12/10→**

**Führungsbolzen, Bremsattel**

1.5 EcoBoost	110	03/15→				11.8171-0008.1	990049	ATE
1.5 EcoBoost	134	03/15→						
1.5 TDCi	70	03/15→						
1.5 TDCi	88	03/15→						
1.5 TDCi ECONetic	77	03/15→						
1.6 CNG	86	01/13→						
1.6 EcoBoost	110	12/10→						
1.6 EcoBoost	134	12/10→						
1.6 Flexifuel	88	02/11→						
1.6 LPG	86	02/12→						
1.6 LPG	88	02/12→						
1.6 TDCi	70	12/10→						
1.6 TDCi	85	12/10→						
1.6 Ti	63	12/10→						
1.6 Ti	77	12/10→						
1.6 Ti	88	02/12→						
1.6 Ti	92	12/10→						
2.0 TDCi	85	02/11→						
2.0 TDCi	100	02/11→						
2.0 TDCi	103	02/11→						
2.0 TDCi	110	03/15→						
2.0 TDCi	120	12/10→						
2.0 TDCi	125	03/15→						

 **Bremsschlauch**

1.0 EcoBoost	74	10/12→	➔			2	24.5140-0420.3	331503	L= 420
1.0 EcoBoost	92	10/12→							
1.5 EcoBoost	110	03/15→							
1.5 EcoBoost	134	03/15→							
1.5 TDCi	70	03/15→							
1.5 TDCi	88	03/15→							
1.5 TDCi ECONetic	77	03/15→							
1.6 CNG	86	01/13→							
1.6 EcoBoost	110	12/10→							
1.6 EcoBoost	134	12/10→							
1.6 Flexifuel	88	02/11→							
1.6 LPG	86	02/12→							
1.6 LPG	88	02/12→							
1.6 TDCi	70	12/10→							
1.6 TDCi	85	12/10→							
1.6 Ti	63	12/10→							
1.6 Ti	77	12/10→							
1.6 Ti	88	02/12→							
1.6 Ti	92	12/10→							
2.0 Energi	136	01/15→							
2.0 TDCi	85	02/11→							
2.0 TDCi	100	02/11→							
2.0 TDCi	103	02/11→							
2.0 TDCi	110	03/15→							
2.0 TDCi	120	12/10→							
2.0 TDCi	125	03/15→							








**FORD - C-MAX II Van 12/10→**

 **Bremssattel**

1.0 EcoBoost	74	10/12→	←	☐		24.3571-9813.5	240557	ATE Ø 57 - Halter
1.0 EcoBoost	92	10/12→	←	☐		24.3571-9814.5	240558	ATE Ø 57 - Halter
1.5 EcoBoost	110	03/15→	←	☐				
1.5 EcoBoost	134	03/15→	➔	☐		11.9387-7084.2	220960	ATE Ø 38 - Halter
1.5 TDCi	88	03/15→	➔	☐				
1.5 TDCi ECONetic	77	03/15→	➔	☐		11.9387-7099.2	221053	ATE Ø 38 - Halter
1.6 EcoBoost	110	12/10→						
1.6 TDCi	70	12/10→						
1.6 TDCi	85	12/10→						
2.0 TDCi	85	02/11→						
2.0 TDCi	103	02/11→						
2.0 TDCi	110	03/15→						
2.0 TDCi	120	12/10→						
2.0 TDCi	125	03/15→						








**Feder, Bremsattel**











1.0 EcoBoost	74	10/12→				2	11.8116-0356.1	390586	ATE
1.0 EcoBoost	92	10/12→							
1.5 EcoBoost	110	03/15→							
1.5 EcoBoost	134	03/15→							
1.5 TDCi	88	03/15→							
1.5 TDCi ECONetic	77	03/15→							
1.6 EcoBoost	110	12/10→							
1.6 TDCi	70	12/10→							
1.6 TDCi	85	12/10→							
2.0 TDCi	85	02/11→							
2.0 TDCi	103	02/11→							
2.0 TDCi	110	03/15→							











	kw			 	! #		
<b>FORD - C-MAX II Van 12/10→</b>							
<b>Feder, Bremssattel</b>							
2.0 TDCi	120	12/10→			2	11.8116-0356.1	390586 ATE
2.0 TDCi	125	03/15→					
<b>Führungshülzensatz, Bremssattel</b>							
1.0 EcoBoost	74	10/12→	←			11.0101-5407.2	260011 ATE
1.0 EcoBoost	92	10/12→					
1.5 EcoBoost	110	03/15→					
1.5 EcoBoost	134	03/15→					
1.5 TDCi	88	03/15→					
1.5 TDCi ECOnetic	77	03/15→					
1.6 EcoBoost	110	12/10→					
1.6 TDCi	70	12/10→					
1.6 TDCi	85	12/10→					
2.0 TDCi	85	02/11→					
2.0 TDCi	103	02/11→					
2.0 TDCi	110	03/15→					
2.0 TDCi	120	12/10→					
2.0 TDCi	125	03/15→					
<b>Führungsbolzen, Bremssattel</b>							
1.0 EcoBoost	74	10/12→				11.8171-0008.1	990049 ATE
1.0 EcoBoost	92	10/12→					
1.5 EcoBoost	110	03/15→					
1.5 EcoBoost	134	03/15→					
1.5 TDCi	88	03/15→					
1.5 TDCi ECOnetic	77	03/15→					
1.6 EcoBoost	110	12/10→					
1.6 TDCi	70	12/10→					
1.6 TDCi	85	12/10→					
2.0 TDCi	85	02/11→					
2.0 TDCi	103	02/11→					
2.0 TDCi	110	03/15→					
2.0 TDCi	120	12/10→					
2.0 TDCi	125	03/15→					
<b>Bremsschlauch</b>							
1.0 EcoBoost	74	10/12→	→		2	24.5140-0420.3	331503 L= 420
1.0 EcoBoost	92	10/12→					
1.5 EcoBoost	110	03/15→					
1.5 EcoBoost	134	03/15→					
1.5 TDCi	88	03/15→					
1.5 TDCi ECOnetic	77	03/15→					
1.6 EcoBoost	110	12/10→					
1.6 TDCi	70	12/10→					
1.6 TDCi	85	12/10→					
2.0 TDCi	85	02/11→					
2.0 TDCi	103	02/11→					
2.0 TDCi	110	03/15→					
2.0 TDCi	120	12/10→					
2.0 TDCi	125	03/15→					
<b>FORD - COUGAR (EC_) 08/98→12/01</b>							
<b>Bremssattel</b>							
2.0 16V	96	08/98→12/01	←	☐; 09/98→		24.3601-8527.5	240503 ATE Ø 60 - Halter
2.5 V6 24V	125	08/98→12/01	←	☐; 09/98→		24.3601-8528.5	240504 ATE Ø 60 - Halter
			→	☐; 09/98→		24.3364-1703.5	240309 BOS Ø 36 - Halter
			→	☐; 09/98→		24.3364-1704.5	240310 BOS Ø 36 - Halter
2.5 ST 200	151	01/00→12/01	←	☐		24.3601-8527.5	240503 ATE Ø 60 - Halter
			←	☐		24.3601-8528.5	240504 ATE Ø 60 - Halter
2.5 V6 24V	125	06/00→12/01	←	☐		24.3601-8527.5	240503 ATE Ø 60 - Halter
			←	☐		24.3601-8528.5	240504 ATE Ø 60 - Halter
			→	☐		24.3364-1703.5	240309 BOS Ø 36 - Halter
			→	☐		24.3364-1704.5	240310 BOS Ø 36 - Halter
<b>Feder, Bremssattel</b>							
2.0 16V	96	08/98→12/01		09/98→	2	11.8116-0301.1	390610 ATE
2.5 V6 24V	125	08/98→12/01					
2.5 ST 200	151	01/00→12/01			2	11.8116-0301.1	390610 ATE
2.5 V6 24V	125	06/00→12/01					
<b>Führungshülzensatz, Bremssattel</b>							
2.0 16V	96	08/98→12/01	←	09/98→		11.0101-5407.2	260011 ATE
2.5 V6 24V	125	08/98→12/01					
2.5 ST 200	151	01/00→12/01	←			11.0101-5407.2	260011 ATE
2.5 V6 24V	125	06/00→12/01					



































	kw					! #		
<b>FORD - COUGAR (EC_) 08/98→12/01</b>								
<b>Führungsbolzen, Bremsattel</b>								
2.0 16V	96	08/98→12/01	←	09/98→		11.8171-0008.1	990049	ATE
2.5 V6 24V	125	08/98→12/01						
2.5 ST 200	151	01/00→12/01	←			11.8171-0008.1	990049	ATE
2.5 V6 24V	125	06/00→12/01						
<b>Dichtungssatz, Bremsattel</b>								
2.0 16V	96	08/98→12/01	←	09/98→		11.0441-6007.2	250146	ATE
2.5 V6 24V	125	08/98→12/01						
2.5 ST 200	151	01/00→12/01	←			11.0441-6007.2	250146	ATE
2.5 V6 24V	125	06/00→12/01						
<b>Bremsschlauch</b>								
2.0 16V	96	08/98→12/01	←	09/98→	2	83.7114-0376.3	330373	L= 370
2.5 V6 24V	125	08/98→12/01	→	09/98→	2	24.5309-0540.3	331368	L= 540
2.5 ST 200	151	01/00→12/01	←		2	83.7114-0376.3	330373	L= 370
2.5 V6 24V	125	06/00→12/01	→		2	24.5309-0540.3	331368	L= 540
<b>FORD - COURIER Kasten (F3L, F5L) 07/91→02/96</b>								
<b>Bremssattel</b>								
1.3	44	09/91→02/96	←	☐; → 10/95		11.3481-8512.2	220338	ATE Ø 48 - Halter
1.8 D	44	09/91→02/96	←	☐; 11/95→		11.3481-8513.2	220335	ATE Ø 48 - Halter
			←	☐; 11/95→		11.3481-8514.2	220336	ATE Ø 48 - Halter
			←	☐; 11/95→; V		11.3541-8529.2	220341	ATE Ø 54 - Halter
						24.3541-8529.5	240553	ATE Ø 54 - Halter
			←	☐; 11/95→; V		11.3541-8530.2	220342	ATE Ø 54 - Halter
						24.3541-8530.5	240554	ATE Ø 54 - Halter
			←	☐; → 10/95		24.3481-8511.5	240760	Ø 48 - Halter
			←	☐; → 10/95; V		24.3541-1701.5	240005	ATE Ø 54 - Halter
<b>Halter, Bremsattel</b>								
1.3	44	09/91→02/96	←	11/95→		11.0230-0687.1	260106	ATE
1.8 D	44	09/91→02/96						
<b>Führungshülzensatz, Bremsattel</b>								
1.3	44	09/91→02/96	←	11/95→		11.0101-5407.2	260011	ATE
1.8 D	44	09/91→02/96	←	→ 10/95		11.0101-5407.2	260011	ATE
<b>Führungsbolzen, Bremsattel</b>								
1.3	44	09/91→02/96		→ 10/95		11.8171-0008.1	990049	ATE
1.8 D	44	09/91→02/96		11/95→		11.8171-0008.1	990049	ATE
<b>Dichtungssatz, Bremsattel</b>								
1.3	44	09/91→02/96	←	→ 10/95		11.0441-4805.2	250020	ATE
1.8 D	44	09/91→02/96	←	11/95→		11.0441-4805.2	250020	ATE
			←	→ 10/95; V		11.0441-5402.2	250028	ATE
			→	11/95→; V		11.0441-5402.2	250028	ATE
<b>Bremsschlauch</b>								
1.3	44	09/91→02/96	←		2	24.5303-0400.3	330404	L= 400
1.8 D	44	09/91→02/96	→		2	24.5304-0280.3	330589	L= 280
<b>FORD - COURIER Kasten (J5_, J3_) 02/96→</b>								
<b>Bremssattel</b>								
1.3	44	02/96→08/03	←	☐; 02/00→ 03/02; - ABS		11.3481-8515.2	220365	ATE Ø 48 - Halter
1.8 D	44	02/96→04/02	←	☐; 02/00→ 03/02; - ABS		24.3481-8515.5	240477	ATE Ø 48 - Halter
			←	☐; 02/00→ 03/02; - ABS		11.3481-8516.2	220366	ATE Ø 48 - Halter
						24.3481-8516.5	240478	ATE Ø 48 - Halter
			←	☐; → 01/00		11.3541-8529.2	220341	ATE Ø 54 - Halter
						24.3541-8529.5	240553	ATE Ø 54 - Halter
			←	☐; → 01/00		11.3541-8530.2	220342	ATE Ø 54 - Halter
						24.3541-8530.5	240554	ATE Ø 54 - Halter
			←	☐; 02/00→ 03/02; + ABS		24.3541-8531.5	240679	ATE Ø 54 - Halter
			←	☐; 02/00→ 03/02; + ABS		24.3541-8532.5	240680	ATE Ø 54 - Halter
↓								











	kw					! #		
<b>FORD - COURIER Kasten (J5_, J3_) 02/96→</b>								
 <b>Bremssattel</b>								
1.4 i	66	04/96→10/99	←	☐			11.3541-8529.2 220341	ATE Ø 54 - Halter
			←	☐			24.3541-8529.5 240553	ATE Ø 54 - Halter
			←	☐			11.3541-8530.2 220342	ATE Ø 54 - Halter
			←	☐			24.3541-8530.5 240554	ATE Ø 54 - Halter
1.8 DI	55	09/00→08/03	←	☐; → 03/02; - ABS			11.3481-8515.2 220365	ATE Ø 48 - Halter
			←	☐; → 03/02; - ABS			24.3481-8515.5 240477	ATE Ø 48 - Halter
			←	☐; → 03/02; - ABS			11.3481-8516.2 220366	ATE Ø 48 - Halter
			←	☐; → 03/02; - ABS			24.3481-8516.5 240478	ATE Ø 48 - Halter
			←	☐; → 03/02; + ABS			24.3541-8531.5 240679	ATE Ø 54 - Halter
			←	☐; → 03/02; + ABS			24.3541-8532.5 240680	ATE Ø 54 - Halter
<b>Feder, Bremssattel</b>								
1.3	44	02/96→08/03			→ 01/00	2	11.8116-0264.1 390594	ATE
1.8 D	44	02/96→04/02			02/00→ 03/02; + ABS	2	11.8116-0264.1 390594	ATE
					02/00→ 03/02; - ABS	2	11.8116-0264.1 390594	ATE
1.4 i	66	04/96→10/99				2	11.8116-0264.1 390594	ATE
1.8 DI	55	09/00→08/03			→ 03/02; - ABS	2	11.8116-0264.1 390594	ATE
					→ 03/02; + ABS	2	11.8116-0264.1 390594	ATE
<b>Führungshülzensatz, Bremssattel</b>								
1.3	44	02/96→08/03	←		02/00→ 03/02; + ABS		11.0101-5407.2 260011	ATE
1.8 D	44	02/96→04/02	←		02/00→ 03/02; - ABS		11.0101-5407.2 260011	ATE
			←		→ 01/00		11.0101-5407.2 260011	ATE
1.4 i	66	04/96→10/99	←				11.0101-5407.2 260011	ATE
1.8 DI	55	09/00→08/03	←		→ 03/02; - ABS		11.0101-5407.2 260011	ATE
			←		→ 03/02; + ABS		11.0101-5407.2 260011	ATE
<b>Führungsbolzen, Bremssattel</b>								
1.3	44	02/96→08/03	←		02/00→ 03/02; + ABS		11.8171-0008.1 990049	ATE
1.8 D	44	02/96→04/02	←		02/00→ 03/02; - ABS		11.8171-0008.1 990049	ATE
			←		→ 01/00		11.8171-0008.1 990049	ATE
1.4 i	66	04/96→10/99	←				11.8171-0008.1 990049	ATE
1.8 DI	55	09/00→08/03	←		→ 03/02; - ABS		11.8171-0008.1 990049	ATE
			←		→ 03/02; + ABS		11.8171-0008.1 990049	ATE
<b>Dichtungssatz, Bremssattel</b>								
1.3	44	02/96→08/03	←		→ 01/00		11.0441-5402.2 250028	ATE
1.8 D	44	02/96→04/02	←				11.0441-5402.2 250028	ATE
1.4 i	66	04/96→10/99	←				11.0441-5402.2 250028	ATE
 <b>Bremsschlauch</b>								
1.3	44	02/96→08/03	→		→ 03/02	2	24.5304-0280.3 330589	L= 280
1.8 D	44	02/96→04/02	→				24.5305-0295.3 330657	L= 297
1.4 i	66	04/96→10/99	→				24.5305-0310.3 331326	L= 310
1.8 DI	55	09/00→08/03	→		→ 03/02	2	24.5305-0310.3 331326	L= 310
<b>FORD - ESCORT '95 Express (AVL) 01/95→06/01</b>								
 <b>Bremssattel</b>								
1.4	54	01/95→08/00	←	☐; 02/95→ 02/99			24.3541-1707.5 240067	BDX Ø 54 - Halter
1.8 D	44	01/95→08/00	←	☐; 02/95→ 02/99			24.3541-1708.5 240068	BDX Ø 54 - Halter
1.8 TD	66	01/95→08/00	←	☐; 02/95→ 07/00			24.3541-1707.5 240067	BDX Ø 54 - Halter
			←	☐; 02/95→ 07/00			24.3541-1708.5 240068	BDX Ø 54 - Halter
1.8 Turbo D	51	12/95→06/01	←	☐; → 02/99			24.3541-1707.5 240067	BDX Ø 54 - Halter
			←	☐; → 07/00			24.3541-1707.5 240067	BDX Ø 54 - Halter
			←	☐; → 02/99			24.3541-1708.5 240068	BDX Ø 54 - Halter
			←	☐; → 07/00			24.3541-1708.5 240068	BDX Ø 54 - Halter
<b>Zubehörsatz, Bremssattel</b>								
1.4	54	01/95→08/00	←		02/95→ 02/99		24.0101-5401.2 260059	BDX
1.8 D	44	01/95→08/00	←					
↓								








	kW			 	! #		
<b>FORD - ESCORT '95 Express (AVL) 01/95→06/01</b>							
<b>Zubehörsatz, Bremssattel</b>							
1.8 TD	66	01/95→08/00	←	02/95→ 07/00		24.0101-5401.2 260059	BDX
1.8 Turbo D	51	12/95→06/01	←	→ 07/00		24.0101-5401.2 260059	BDX
			←	→ 02/99		24.0101-5401.2 260059	BDX
<b>FORD - ESCORT VI (GAL) 09/92→09/96</b>							
 <b>Bremssattel</b>							
1.3	44	09/92→01/95	←	☐; + ABS		24.3541-1707.5 240067	BDX Ø 54 - Halter
			←	☐; + ABS		24.3541-1708.5 240068	BDX Ø 54 - Halter
1.4	52	09/92→01/95	←	☐		24.3541-1707.5 240067	BDX Ø 54 - Halter
1.4	55	01/94→01/95	←	☐		24.3541-1708.5 240068	BDX Ø 54 - Halter
1.6 i 16V	65	01/94→01/95	←	☐			
1.6 i 16V	66	09/92→01/95					
1.8 D	44	09/92→01/95					
1.8 i 16V	77	09/92→01/95					
1.8 TD	66	02/93→01/95					
1.8 XR3i 16V 4x4	77	08/93→01/95					
<b>Feder, Bremssattel</b>							
RS Cosworth 4x4	162	09/92→01/95			2	11.8116-0073.1 390498	ATE
<b>Führungshülzensatz, Bremssattel</b>							
1.8 16V XR3i	96	09/92→01/95	←			11.0101-5407.2 260011	ATE
1.8 XR3i 16V 4x4	96	08/93→01/95					
RS 2000	110	09/92→01/95					
RS Cosworth 4x4	162	09/92→01/95					
<b>Führungsbolzen, Bremssattel</b>							
1.8 16V XR3i	96	09/92→01/95	←			11.8171-0008.1 990049	ATE
1.8 XR3i 16V 4x4	96	08/93→01/95					
RS 2000	110	09/92→01/95					
RS Cosworth 4x4	162	09/92→01/95					
<b>Dichtungssatz, Bremssattel</b>							
1.8 16V XR3i	96	09/92→01/95	←			11.0441-6007.2 250146	ATE
1.8 XR3i 16V 4x4	96	08/93→01/95					
RS 2000	110	09/92→01/95					
RS Cosworth 4x4	162	09/92→01/95					
<b>Zubehörsatz, Bremssattel</b>							
1.3	44	09/92→01/95	←	+ ABS		24.0101-5401.2 260059	BDX
1.4	52	09/92→01/95	←			24.0101-5401.2 260059	BDX
1.4	55	01/94→01/95					
1.6 i 16V	65	01/94→01/95					
1.6 i 16V	66	09/92→01/95					
1.8 D	44	09/92→01/95					
1.8 i 16V	77	09/92→01/95					
1.8 TD	66	02/93→01/95					
1.8 XR3i 16V 4x4	77	08/93→01/95					
 <b>Bremsschlauch</b>							
1.4	52	09/92→01/95	→		2	24.5303-0455.3 330588	L= 455
1.4	55	01/94→01/95					
1.6 i 16V	66	09/92→01/95	←	☐		24.5129-0395.3 330582	L= 395
			←	☐		24.5129-0396.3 330583	L= 395
			→		2	24.5303-0455.3 330588	L= 455
<b>FORD - ESCORT VI Cabriolet (ALL) 12/92→01/95</b>							
 <b>Bremssattel</b>							
1.4 i	55	07/93→01/95	←	☐		24.3541-1707.5 240067	BDX Ø 54 - Halter
1.6 16V XR3i	66	12/92→01/95					
1.6 i 16V	65	02/94→01/95	←	☐		24.3541-1708.5 240068	BDX Ø 54 - Halter
1.8 16V XR3i	77	12/92→01/95					
<b>Führungshülzensatz, Bremssattel</b>							
1.8 16V XR3i	96	12/92→01/95	←			11.0101-5407.2 260011	ATE
<b>Führungsbolzen, Bremssattel</b>							
1.8 16V XR3i	96	12/92→01/95	←			11.8171-0008.1 990049	ATE
<b>Dichtungssatz, Bremssattel</b>							
1.8 16V XR3i	96	12/92→01/95	←			11.0441-6007.2 250146	ATE
↓							

	kw			 	! #		
<b>FORD - ESCORT VI Cabriolet (ALL) 12/92→01/95</b>							
<b>Zubehörsatz, Bremssattel</b>							
1.4 i	55	07/93→01/95	←			24.0101-5401.2 260059	BDX
1.6 16V XR3i	66	12/92→01/95					
1.6 i 16V	65	02/94→01/95					
1.8 16V XR3i	77	12/92→01/95					
<b> Bremsschlauch</b>							
1.4 i	55	07/93→01/95	→		2	24.5303-0455.3 330588	L= 455
<b>FORD - ESCORT VI Kombi (GAL) 09/92→01/95</b>							
<b> Bremssattel</b>							
1.3	44	09/92→01/95	←	☐		24.3541-1707.5 240067	BDX Ø 54 - Halter
1.4	52	09/92→01/95					
1.4	55	01/94→01/95	←	☐		24.3541-1708.5 240068	BDX Ø 54 - Halter
1.6 i 16V	65	01/94→01/95					
1.6 i 16V	66	09/92→01/95					
1.8 D	44	09/92→01/95					
1.8 i 16V	77	01/93→01/95					
1.8 TD	66	02/93→01/95					
<b>Führungshülzensatz, Bremssattel</b>							
1.8 i 16V	96	02/93→01/95	←			11.0101-5407.2 260011	ATE
<b>Führungsbolzen, Bremssattel</b>							
1.8 i 16V	96	02/93→01/95	←			11.8171-0008.1 990049	ATE
<b>Dichtungssatz, Bremssattel</b>							
1.8 i 16V	96	02/93→01/95	←			11.0441-6007.2 250146	ATE
<b>Zubehörsatz, Bremssattel</b>							
1.3	44	09/92→01/95	←			24.0101-5401.2 260059	BDX
1.4	52	09/92→01/95					
1.4	55	01/94→01/95					
1.6 i 16V	65	01/94→01/95					
1.6 i 16V	66	09/92→01/95					
1.8 D	44	09/92→01/95					
1.8 i 16V	77	01/93→01/95					
1.8 TD	66	02/93→01/95					
<b> Bremsschlauch</b>							
1.4	52	09/92→01/95	→		2	24.5303-0455.3 330588	L= 455
1.4	55	01/94→01/95					
<b>FORD - ESCORT VI Stufenheck (GAL) 08/93→01/95</b>							
<b> Bremssattel</b>							
1.3	44	08/93→01/95	←	☐; + ABS		24.3541-1707.5 240067	BDX Ø 54 - Halter
			←	☐; + ABS		24.3541-1708.5 240068	BDX Ø 54 - Halter
1.4	55	08/93→01/95	←	☐		24.3541-1707.5 240067	BDX Ø 54 - Halter
1.6 i 16V	65	01/94→01/95					
1.6 i 16V	66	08/93→01/95	←	☐		24.3541-1708.5 240068	BDX Ø 54 - Halter
1.8 D	44	08/93→01/95					
1.8 i 16V	77	08/93→01/95					
1.8 TD	66	08/93→01/95					
<b>Zubehörsatz, Bremssattel</b>							
1.3	44	08/93→01/95	←	+ ABS		24.0101-5401.2 260059	BDX
1.4	55	08/93→01/95	←			24.0101-5401.2 260059	BDX
1.6 i 16V	65	01/94→01/95					
1.6 i 16V	66	08/93→01/95					
1.8 D	44	08/93→01/95					
1.8 i 16V	77	08/93→01/95					
1.8 TD	66	08/93→01/95					
<b> Bremsschlauch</b>							
1.4	55	08/93→01/95	→		2	24.5303-0455.3 330588	L= 455
<b>FORD - ESCORT VII (GAL, AAL, ABL) 01/95→10/02</b>							
<b> Bremssattel</b>							
1.3	44	01/95→10/98	←	☐; 02/95→		24.3541-1707.5 240067	BDX Ø 54 - Halter
1.4	55	01/95→10/98					
1.6 16V	66	01/95→10/98	←	☐; 02/95→		24.3541-1708.5 240068	BDX Ø 54 - Halter
1.6 16V 4x4	66	01/95→10/98					
1.6 i 16V	65	01/95→08/95					
↓							









	kw			 	! #		
<b>FORD - ESCORT VII (GAL, AAL, ABL) 01/95→10/02</b>							
<b>Bremssattel</b>							
1.8 16V	77	01/95→08/95	←	☐; 02/95→		24.3541-1707.5 240067	BDX Ø 54 - Halter
1.8 16V	85	01/95→10/98	←	☐; 02/95→		24.3541-1708.5 240068	BDX Ø 54 - Halter
1.8 TD	66	01/95→10/98	←	☐; 02/95→			
1.4	54	01/95→12/99	←	☐; 02/95→ 02/99		24.3541-1707.5 240067	BDX Ø 54 - Halter
			←	☐; 02/95→ 02/99		24.3541-1708.5 240068	BDX Ø 54 - Halter
1.8 D	44	01/95→12/96	←	☐; 02/95→		24.3541-1707.5 240067	BDX Ø 54 - Halter
			←	☐; → 01/95		24.3541-1707.5 240067	BDX Ø 54 - Halter
			←	☐; 02/95→		24.3541-1708.5 240068	BDX Ø 54 - Halter
			←	☐; → 01/95		24.3541-1708.5 240068	BDX Ø 54 - Halter
1.8 Turbo D	51	12/95→10/98	←	☐		24.3541-1707.5 240067	BDX Ø 54 - Halter
			←	☐		24.3541-1708.5 240068	BDX Ø 54 - Halter
<b>Feder, Bremssattel</b>							
RS 2000	110	02/95→02/98		→ 12/95	2	11.8116-0073.1 390498	ATE
RS Cosworth 4x4	162	02/95→10/98					
<b>Führungshülzensatz, Bremssattel</b>							
RS 2000	110	02/95→02/98	←			11.0101-5407.2 260011	ATE
			←	→ 12/95		11.0101-5407.2 260011	ATE
RS 2000 4x4	110	02/95→10/98	←			11.0101-5407.2 260011	ATE
RS Cosworth 4x4	162	02/95→10/98	←	→ 12/95		11.0101-5407.2 260011	ATE
<b>Führungsbolzen, Bremssattel</b>							
RS 2000	110	02/95→02/98	←			11.8171-0008.1 990049	ATE
			←	→ 12/95		11.8171-0008.1 990049	ATE
RS 2000 4x4	110	02/95→10/98	←			11.8171-0008.1 990049	ATE
RS Cosworth 4x4	162	02/95→10/98	←	→ 12/95		11.8171-0008.1 990049	ATE
<b>Dichtungssatz, Bremssattel</b>							
RS 2000	110	02/95→02/98	←			11.0441-6007.2 250146	ATE
			←	→ 12/95		11.0441-6007.2 250146	ATE
RS 2000 4x4	110	02/95→10/98	←			11.0441-6007.2 250146	ATE
RS Cosworth 4x4	162	02/95→10/98	←	→ 12/95		11.0441-6007.2 250146	ATE
<b>Zubehörsatz, Bremssattel</b>							
1.3	44	01/95→10/98	←	02/95→		24.0101-5401.2 260059	BDX
1.4	55	01/95→10/98	←				
1.6 16V	66	01/95→10/98	←				
1.6 16V 4x4	66	01/95→10/98	←				
1.6 i 16V	65	01/95→08/95	←				
1.8 16V	77	01/95→08/95	←				
1.8 16V	85	01/95→10/98	←				
1.8 TD	66	01/95→10/98	←				
1.4	54	01/95→12/99	←	02/95→ 02/99		24.0101-5401.2 260059	BDX
1.8 D	44	01/95→12/96	←	→ 01/95		24.0101-5401.2 260059	BDX
			←	02/95→		24.0101-5401.2 260059	BDX
1.8 Turbo D	51	12/95→10/98	←			24.0101-5401.2 260059	BDX
<b>Bremsschlauch</b>							
1.3	44	01/95→10/98	→	02/95→; - ABS	2	24.5305-0300.3 330658	L= 300
1.4	55	01/95→10/98	→				
1.6 16V	66	01/95→10/98	→	02/95→; + ABS	2	24.5305-0420.3 330661	L= 420
1.6 16V 4x4	66	01/95→10/98	→				
1.6 i 16V	65	01/95→08/95	→				
1.8 16V	77	01/95→08/95	→				
1.8 16V	85	01/95→10/98	→				
1.8 D	44	01/95→12/96	→				
1.8 TD	66	01/95→10/98	→				
1.8 Turbo D	51	12/95→10/98	→	- ABS	2	24.5305-0300.3 330658	L= 300
			→	+ ABS	2	24.5305-0420.3 330661	L= 420
RS 2000	110	02/95→02/98	→	→ 12/95	2	24.5305-0420.3 330661	L= 420
RS Cosworth 4x4	162	02/95→10/98	→				








	kw				! #		
<b>FORD - ESCORT VII Cabriolet (ALL) 02/95→08/00</b>							
 <b>Bremssattel</b>							
1.4	55	02/95→08/98	←	☐		24.3541-1707.5 240067	BDX Ø 54 - Halter
1.6 16V XR3i	65	02/95→12/96	←	☐		24.3541-1708.5 240068	BDX Ø 54 - Halter
1.6 16V XR3i	66	02/95→09/99	←				
1.8 16V XR3i	77	02/95→08/98					
1.8 16V XR3i	85	10/95→08/98					
1.8 TD	66	09/95→08/98					
1.8 Turbo D	51	10/96→08/99					
<b>Führungshülzensatz, Bremssattel</b>							
1.8 16V XR3i	96	02/95→08/00	←	→ 02/99		11.0101-5407.2 260011	ATE
<b>Führungsbolzen, Bremssattel</b>							
1.8 16V XR3i	96	02/95→08/00	←	→ 02/99		11.8171-0008.1 990049	ATE
<b>Dichtungssatz, Bremssattel</b>							
1.8 16V XR3i	96	02/95→08/00	←	→ 02/99		11.0441-6007.2 250146	ATE
<b>Zubehörsatz, Bremssattel</b>							
1.4	55	02/95→08/98	←			24.0101-5401.2 260059	BDX
1.6 16V XR3i	65	02/95→12/96					
1.6 16V XR3i	66	02/95→09/99					
1.8 16V XR3i	77	02/95→08/98					
1.8 16V XR3i	85	10/95→08/98					
1.8 TD	66	09/95→08/98					
1.8 Turbo D	51	10/96→08/99					
 <b>Bremsschlauch</b>							
1.4	55	02/95→08/98	→	- ABS	2	24.5305-0300.3 330658	L= 300
1.6 16V XR3i	65	02/95→12/96	→	+ ABS	2	24.5305-0420.3 330661	L= 420
1.8 16V XR3i	77	02/95→08/98	→				
1.8 16V XR3i	85	10/95→08/98	→				
1.8 TD	66	09/95→08/98	→				
1.6 16V XR3i	66	02/95→09/99	→	→ 02/99; - ABS	2	24.5305-0300.3 330658	L= 300
1.8 16V XR3i	96	02/95→08/00	→	→ 02/99; + ABS	2	24.5305-0420.3 330661	L= 420
<b>FORD - ESCORT VII Kombi (GAL, ANL) 01/95→10/02</b>							
 <b>Bremssattel</b>							
1.3	44	01/95→01/99	←	☐; 02/95→		24.3541-1707.5 240067	BDX Ø 54 - Halter
1.4	55	01/95→02/99	←	☐; 02/95→		24.3541-1708.5 240068	BDX Ø 54 - Halter
1.6 16V	66	01/95→02/99	←				
1.6 i 16V	65	01/95→08/95					
1.8 16V	77	01/95→08/95					
1.8 16V	85	01/95→02/99					
1.8 D	44	01/95→02/99					
1.8 TD	66	01/95→02/99					
1.8 Turbo D	51	12/95→02/99	←	☐		24.3541-1707.5 240067	BDX Ø 54 - Halter
			←	☐		24.3541-1708.5 240068	BDX Ø 54 - Halter
<b>Zubehörsatz, Bremssattel</b>							
1.3	44	01/95→01/99	←	02/95→		24.0101-5401.2 260059	BDX
1.4	55	01/95→02/99					
1.6 16V	66	01/95→02/99					
1.6 i 16V	65	01/95→08/95					
1.8 16V	77	01/95→08/95					
1.8 16V	85	01/95→02/99					
1.8 D	44	01/95→02/99					
1.8 TD	66	01/95→02/99					
1.8 Turbo D	51	12/95→02/99	←			24.0101-5401.2 260059	BDX
 <b>Bremsschlauch</b>							
1.3	44	01/95→01/99	→	02/95→; - ABS	2	24.5305-0300.3 330658	L= 300
			→	02/95→; + ABS	2	24.5305-0420.3 330661	L= 420
1.4	55	01/95→02/99	→	08/95→	2	24.5305-0320.3 330764	L= 322
1.6 16V	66	01/95→02/99					
1.6 i 16V	65	01/95→08/95					
1.8 16V	77	01/95→08/95					
1.8 16V	85	01/95→02/99					
1.8 D	44	01/95→02/99					
1.8 TD	66	01/95→02/99					
1.8 Turbo D	51	12/95→02/99	→		2	24.5305-0320.3 330764	L= 322









	kw				! #		
<b>FORD - ESCORT VII Stufenheck (GAL, AFL) 01/95→08/02</b>							
 <b>Bremssattel</b>							
1.3	44	01/95→02/99	←	☐; 02/95→		24.3541-1707.5 240067	BDX Ø 54 - Halter
1.4	55	01/95→02/99	←	☐; 02/95→		24.3541-1708.5 240068	BDX Ø 54 - Halter
1.6 i 16V	65	01/95→08/95	←				
1.6 i 16V	66	01/95→02/99					
1.8 16V	77	01/95→08/95					
1.8 16V	85	01/95→02/99					
1.8 TD	66	01/95→02/99					
1.8 D	44	01/95→12/96	←	☐; → 01/95		24.3541-1707.5 240067	BDX Ø 54 - Halter
			←	☐; 02/95→		24.3541-1707.5 240067	BDX Ø 54 - Halter
			←	☐; → 01/95		24.3541-1708.5 240068	BDX Ø 54 - Halter
			←	☐; 02/95→		24.3541-1708.5 240068	BDX Ø 54 - Halter
1.8 Turbo D	51	12/95→02/99	←	☐		24.3541-1707.5 240067	BDX Ø 54 - Halter
			←	☐		24.3541-1708.5 240068	BDX Ø 54 - Halter
<b>Zubehörsatz, Bremssattel</b>							
1.3	44	01/95→02/99	←	02/95→		24.0101-5401.2 260059	BDX
1.4	55	01/95→02/99					
1.6 i 16V	65	01/95→08/95					
1.6 i 16V	66	01/95→02/99					
1.8 16V	77	01/95→08/95					
1.8 16V	85	01/95→02/99					
1.8 TD	66	01/95→02/99					
1.8 D	44	01/95→12/96	←	02/95→		24.0101-5401.2 260059	BDX
			←	→ 01/95		24.0101-5401.2 260059	BDX
1.8 Turbo D	51	12/95→02/99	←			24.0101-5401.2 260059	BDX
<b>Bremsschlauch</b>							
1.3	44	01/95→02/99	→	02/95→; - ABS	2	24.5305-0300.3 330658	L= 300
1.4	55	01/95→02/99					
1.6 i 16V	65	01/95→08/95	→	02/95→; + ABS	2	24.5305-0420.3 330661	L= 420
1.6 i 16V	66	01/95→02/99					
1.8 16V	77	01/95→08/95					
1.8 16V	85	01/95→02/99					
1.8 D	44	01/95→12/96					
1.8 TD	66	01/95→02/99					
<b>FORD - ESCORT CLASSIC (AAL, ABL) 10/98→07/00</b>							
 <b>Bremssattel</b>							
1.6 16V	66	10/98→07/00	←	☐		24.3541-1707.5 240067	BDX Ø 54 - Halter
1.8 TD	66	10/98→07/00	←	☐		24.3541-1708.5 240068	BDX Ø 54 - Halter
<b>Zubehörsatz, Bremssattel</b>							
1.6 16V	66	10/98→07/00	←			24.0101-5401.2 260059	BDX
1.8 TD	66	10/98→07/00					
<b>Bremsschlauch</b>							
1.6 16V	66	10/98→07/00	→	→ 02/99; - ABS	2	24.5305-0300.3 330658	L= 300
			→	→ 02/99; + ABS	2	24.5305-0420.3 330661	L= 420
<b>FORD - ESCORT CLASSIC Turnier (ANL) 02/99→07/00</b>							
 <b>Bremssattel</b>							
1.6 16V	66	02/99→07/00	←	☐		24.3541-1707.5 240067	BDX Ø 54 - Halter
1.8 TD	66	02/99→07/00	←	☐		24.3541-1708.5 240068	BDX Ø 54 - Halter
<b>Zubehörsatz, Bremssattel</b>							
1.6 16V	66	02/99→07/00	←			24.0101-5401.2 260059	BDX
1.8 TD	66	02/99→07/00					
<b>Bremsschlauch</b>							
1.6 16V	66	02/99→07/00	→	→ 02/99	2	24.5305-0320.3 330764	L= 322
<b>FORD - FIESTA III (GFJ) 01/89→01/97</b>							
 <b>Bremssattel</b>							
1.0	33	03/89→12/95	←	☐; → 10/95		11.3481-8512.2 220338	ATE Ø 48 - Halter
1.3	44	03/89→12/95	←	☐; 11/95→		11.3481-8513.2 220335	ATE Ø 48 - Halter
1.4	52	03/89→12/95	←	☐; 11/95→		11.3481-8514.2 220336	ATE Ø 48 - Halter
1.4	54	03/89→12/95	←	☐; 11/95→			
1.4 Cat	54	03/89→12/95					
↓							











	kW			 	! #		
<b>FORD - FIESTA III (GFJ) 01/89→01/97</b>							
<b>Bremssattel</b>							
1.6 i 16V	65	01/94→12/95	←	☐; 11/95→; V		11.3541-8529.2 220341	ATE Ø 54 - Halter
1.8 16V	77	02/92→12/95				24.3541-8529.5 240553	ATE Ø 54 - Halter
1.8 TD	55	03/93→12/95					
1.8 XR2i 16V	96	02/92→12/95	←	☐; 11/95→; V		11.3541-8530.2 220342	ATE Ø 54 - Halter
						24.3541-8530.5 240554	ATE Ø 54 - Halter
			←	☐; → 10/95		24.3481-8511.5 240760	Ø 48 - Halter
			←	☐; → 10/95; V		24.3541-1701.5 240005	ATE Ø 54 - Halter
1.1	37	03/89→12/95	←	☐; 05/89→ 10/95		11.3481-8512.2 220338	ATE Ø 48 - Halter
1.1	40	03/89→12/95	←	☐; 11/95→		11.3481-8513.2 220335	ATE Ø 48 - Halter
1.8 D	44	03/89→12/95	←	☐; 11/95→		11.3481-8514.2 220336	ATE Ø 48 - Halter
			←	☐; 11/95→; V		11.3541-8529.2 220341	ATE Ø 54 - Halter
						24.3541-8529.5 240553	ATE Ø 54 - Halter
			←	☐; 11/95→; V		11.3541-8530.2 220342	ATE Ø 54 - Halter
						24.3541-8530.5 240554	ATE Ø 54 - Halter
			←	☐; 05/89→ 10/95		24.3481-8511.5 240760	Ø 48 - Halter
			←	☐; 05/89→ 10/95; V		24.3541-1701.5 240005	ATE Ø 54 - Halter
1.3 Cat	44	05/91→01/97	←	☐; → 10/95		11.3481-8512.2 220338	ATE Ø 48 - Halter
1.4	55	11/92→12/96	←	☐; 11/95→ 11/96		11.3481-8513.2 220335	ATE Ø 48 - Halter
			←	☐; 11/95→ 11/96		11.3481-8514.2 220336	ATE Ø 48 - Halter
			←	☐; 11/95→ 11/96; V		11.3541-8529.2 220341	ATE Ø 54 - Halter
						24.3541-8529.5 240553	ATE Ø 54 - Halter
			←	☐; 11/95→ 11/96; V		11.3541-8530.2 220342	ATE Ø 54 - Halter
						24.3541-8530.5 240554	ATE Ø 54 - Halter
			←	☐; → 10/95		24.3481-8511.5 240760	Ø 48 - Halter
			←	☐; → 10/95; V		24.3541-1701.5 240005	ATE Ø 54 - Halter
<b>Halter, Bremssattel</b>							
1.0	33	03/89→12/95	←	11/95→		11.0230-0687.1 260106	ATE
1.1	37	03/89→12/95					
1.1	40	03/89→12/95					
1.3	44	03/89→12/95					
1.4	52	03/89→12/95					
1.4	54	03/89→12/95					
1.4 Cat	54	03/89→12/95					
1.6 i 16V	65	01/94→12/95					
1.8 16V	77	02/92→12/95					
1.8 D	44	03/89→12/95					
1.8 TD	55	03/93→12/95					
1.8 XR2i 16V	96	02/92→12/95					
1.3 Cat	44	05/91→01/97	←	11/95→ 11/96		11.0230-0687.1 260106	ATE
1.4	55	11/92→12/96					
<b>Führungshülzensatz, Bremssattel</b>							
1.0	33	03/89→12/95	←	11/95→		11.0101-5407.2 260011	ATE
1.3	44	03/89→12/95					
1.4	52	03/89→12/95	←	→ 10/95		11.0101-5407.2 260011	ATE
1.4	54	03/89→12/95					
1.4 Cat	54	03/89→12/95					
1.6 i 16V	65	01/94→12/95					
1.8 16V	77	02/92→12/95					
1.8 TD	55	03/93→12/95					
1.8 XR2i 16V	96	02/92→12/95					
1.1	37	03/89→12/95	←	05/89→ 10/95		11.0101-5407.2 260011	ATE
1.1	40	03/89→12/95					
1.8 D	44	03/89→12/95	←	11/95→		11.0101-5407.2 260011	ATE
1.3 Cat	44	05/91→01/97	←	→ 10/95		11.0101-5407.2 260011	ATE
1.4	55	11/92→12/96	←	11/95→ 11/96		11.0101-5407.2 260011	ATE
<b>Führungsbolzen, Bremssattel</b>							
1.0	33	03/89→12/95		11/95→		11.8171-0008.1 990049	ATE
1.3	44	03/89→12/95					
1.4	52	03/89→12/95		→ 10/95		11.8171-0008.1 990049	ATE
1.4	54	03/89→12/95					
1.4 Cat	54	03/89→12/95					
1.6 i 16V	65	01/94→12/95					
1.8 16V	77	02/92→12/95					
1.8 TD	55	03/93→12/95					
1.8 XR2i 16V	96	02/92→12/95					
1.1	37	03/89→12/95		05/89→ 10/95		11.8171-0008.1 990049	ATE
1.1	40	03/89→12/95					
1.8 D	44	03/89→12/95		11/95→		11.8171-0008.1 990049	ATE
↓							















	kW				! #		
<b>FORD - FIESTA III (GFJ) 01/89→01/97</b>							
<b>Führungsbolzen, Bremsattel</b>							
1.3 Cat	44	05/91→01/97		11/95→ 11/96		11.8171-0008.1 990049	ATE
1.4	55	11/92→12/96		→ 10/95		11.8171-0008.1 990049	ATE
<b>Dichtungssatz, Bremsattel</b>							
1.0	33	03/89→12/95	←	→ 10/95		11.0441-4805.2 250020	ATE
1.3	44	03/89→12/95					
1.4	52	03/89→12/95	←	11/95→		11.0441-4805.2 250020	ATE
1.4	54	03/89→12/95	←	→ 10/95; V		11.0441-5402.2 250028	ATE
1.4 Cat	54	03/89→12/95					
1.6 i 16V	65	01/94→12/95	→	11/95→; V		11.0441-5402.2 250028	ATE
1.8 16V	77	02/92→12/95					
1.8 TD	55	03/93→12/95					
1.8 XR2i 16V	96	02/92→12/95					
1.1	37	03/89→12/95	←	05/89→ 10/95		11.0441-4805.2 250020	ATE
1.1	40	03/89→12/95					
1.8 D	44	03/89→12/95	←	11/95→		11.0441-4805.2 250020	ATE
			←	05/89→ 10/95; V		11.0441-5402.2 250028	ATE
			→	11/95→; V		11.0441-5402.2 250028	ATE
1.3 Cat	44	05/91→01/97	←	11/95→ 11/96		11.0441-4805.2 250020	ATE
1.4	55	11/92→12/96	←	→ 10/95		11.0441-4805.2 250020	ATE
			←	→ 10/95; V		11.0441-5402.2 250028	ATE
			→	11/95→ 11/96; V		11.0441-5402.2 250028	ATE
<b> Bremsschlauch</b>							
1.0	33	03/89→12/95	←		2	24.5303-0400.3 330404	L= 400
1.3	44	03/89→12/95					
1.4	52	03/89→12/95	→	- SCS	2	24.5302-0295.3 330403	L= 295
1.4	54	03/89→12/95	→	+ SCS	2	24.5306-0295.3 330662	L= 295
1.4 Cat	54	03/89→12/95					
1.6 i 16V	65	01/94→12/95					
1.8 16V	77	02/92→12/95					
1.8 TD	55	03/93→12/95					
1.8 XR2i 16V	96	02/92→12/95					
1.1	37	03/89→12/95	←	05/89→	2	24.5303-0400.3 330404	L= 400
1.1	40	03/89→12/95					
1.8 D	44	03/89→12/95	→	05/89→; - SCS	2	24.5302-0295.3 330403	L= 295
			→	05/89→; + SCS	2	24.5306-0295.3 330662	L= 295
1.3 Cat	44	05/91→01/97	←	→ 11/96	2	24.5303-0400.3 330404	L= 400
1.4	55	11/92→12/96	→	→ 11/96; - SCS	2	24.5302-0295.3 330403	L= 295
			→	→ 11/96; + SCS	2	24.5306-0295.3 330662	L= 295
<b>FORD - FIESTA IV (JA_, JB_) 08/95→09/02</b>							
<b> Bremssattel</b>							
1.0 i	38	02/97→09/99	←	☐		11.3481-8513.2 220335	ATE Ø 48 - Halter
						11.3541-8529.2 220341	ATE Ø 54 - Halter
						24.3541-8529.5 240553	ATE Ø 54 - Halter
			←	☐		11.3481-8514.2 220336	ATE Ø 48 - Halter
						11.3541-8530.2 220342	ATE Ø 54 - Halter
						24.3541-8530.5 240554	ATE Ø 54 - Halter
1.0 i	48	09/99→01/02	←	☐; → 01/00		11.3481-8513.2 220335	ATE Ø 48 - Halter
						11.3541-8529.2 220341	ATE Ø 54 - Halter
						24.3541-8529.5 240553	ATE Ø 54 - Halter
			←	☐; → 01/00		11.3481-8514.2 220336	ATE Ø 48 - Halter
						11.3541-8530.2 220342	ATE Ø 54 - Halter
						24.3541-8530.5 240554	ATE Ø 54 - Halter
			←	☐; 02/00→; - ABS		11.3481-8515.2 220365	ATE Ø 48 - Halter
						24.3481-8515.5 240477	ATE Ø 48 - Halter
			←	☐; 02/00→; - ABS		11.3481-8516.2 220366	ATE Ø 48 - Halter
						24.3481-8516.5 240478	ATE Ø 48 - Halter
			←	☐; 02/00→; + ABS		24.3541-8531.5 240679	ATE Ø 54 - Halter
			←	☐; 02/00→; + ABS		24.3541-8532.5 240680	ATE Ø 54 - Halter
1.25 i 16V	55	08/95→01/02	←	☐; 01/96→ 01/00; Schaltgetriebe		11.3481-8513.2 220335	ATE Ø 48 - Halter
			←	☐; 01/96→ 01/00; Schaltgetriebe		11.3481-8514.2 220336	ATE Ø 48 - Halter
			←	☐; 02/00→; - ABS		11.3481-8515.2 220365	ATE Ø 48 - Halter
						24.3481-8515.5 240477	ATE Ø 48 - Halter
			←	☐; 02/00→; - ABS		11.3481-8516.2 220366	ATE Ø 48 - Halter












	kw			 	! #						
<b>FORD - FIESTA IV (JA_, JB_) 08/95→09/02</b>											
<b>Bremssattel</b>											
1.25 i 16V	55	08/95→01/02	←	☐; 02/00→; - ABS	24.3481-8516.5	240478	ATE Ø 48 - Halter				
			←	☐; 01/96→ 01/00; Vollautomatik	11.3541-8529.2	220341	ATE Ø 54 - Halter				
					24.3541-8529.5	240553	ATE Ø 54 - Halter				
			←	☐; 01/96→ 01/00; Vollautomatik	11.3541-8530.2	220342	ATE Ø 54 - Halter				
					24.3541-8530.5	240554	ATE Ø 54 - Halter				
			←	☐; 02/00→; + ABS	24.3541-8531.5	240679	ATE Ø 54 - Halter				
1.3 1.3 i	42 44	04/96→08/99	←	☐	11.3481-8513.2	220335	ATE Ø 48 - Halter				
			←	☐	11.3481-8514.2	220336	ATE Ø 48 - Halter				
1.3 i 1.3 i 1.8 D	37 44 44	08/95→01/02 08/95→01/02 08/95→04/00	←	☐; 01/96→ 01/00	11.3481-8513.2	220335	ATE Ø 48 - Halter				
			←	☐; 01/96→ 01/00	11.3481-8514.2	220336	ATE Ø 48 - Halter				
			←	☐; 02/00→; - ABS	11.3481-8515.2	220365	ATE Ø 48 - Halter				
					24.3481-8515.5	240477	ATE Ø 48 - Halter				
			←	☐; 02/00→; - ABS	11.3481-8516.2	220366	ATE Ø 48 - Halter				
					24.3481-8516.5	240478	ATE Ø 48 - Halter				
			←	☐; 02/00→; + ABS	24.3541-8531.5	240679	ATE Ø 54 - Halter				
1.4 i 16V	66	04/96→01/02	←	☐; 02/00→; - ABS	11.3481-8515.2	220365	ATE Ø 48 - Halter				
					24.3481-8515.5	240477	ATE Ø 48 - Halter				
			←	☐; 02/00→; - ABS	11.3481-8516.2	220366	ATE Ø 48 - Halter				
					24.3481-8516.5	240478	ATE Ø 48 - Halter				
			←	☐; → 01/00	11.3541-8529.2	220341	ATE Ø 54 - Halter				
					24.3541-8529.5	240553	ATE Ø 54 - Halter				
1.6 1.6 16V Sport 1.8 DI	65 76 55	02/00→01/02 02/00→01/02 04/00→01/02	←	☐; - ABS	11.3481-8515.2	220365	ATE Ø 48 - Halter				
					24.3481-8515.5	240477	ATE Ø 48 - Halter				
			←	☐; - ABS	11.3481-8516.2	220366	ATE Ø 48 - Halter				
					24.3481-8516.5	240478	ATE Ø 48 - Halter				
			←	☐; + ABS	24.3541-8531.5	240679	ATE Ø 54 - Halter				
			←	☐; + ABS	24.3541-8532.5	240680	ATE Ø 54 - Halter				
<b>Halter, Bremssattel</b>											
1.0 i 1.3 1.3 i	38 42 44	02/97→09/99 04/96→08/99 04/96→08/99	←		2	11.0230-0687.1	260106	ATE			
			←	→ 01/00	2	11.0230-0687.1	260106	ATE			
			←	01/96→ 01/00; Schaltgetriebe	2	11.0230-0687.1	260106	ATE			
1.3 i 1.3 i 1.8 D	37 44 44	08/95→01/02 08/95→01/02 08/95→04/00	←	01/96→ 01/00	2	11.0230-0687.1	260106	ATE			
<b>Feder, Bremssattel</b>											
1.0 i 1.3 1.3 i	38 42 44	02/97→09/99 04/96→08/99 04/96→08/99			2	11.8116-0264.1	390594	ATE			
			1.0 i 1.4 i 16V	48 66	09/99→01/02 04/96→01/02	←	02/00→; - ABS	2	11.8116-0264.1	390594	ATE
							→ 01/00	2	11.8116-0264.1	390594	ATE
	02/00→; + ABS	2				11.8116-0264.1	390594	ATE			
1.25 i 16V	55	08/95→01/02	←	01/96→ 01/00; Schaltgetriebe	2	11.8116-0264.1	390594	ATE			
				02/00→; - ABS	2	11.8116-0264.1	390594	ATE			
				01/96→ 01/00; Vollautomatik	2	11.8116-0264.1	390594	ATE			
				02/00→; + ABS	2	11.8116-0264.1	390594	ATE			
1.3 i 1.3 i 1.8 D	37 44 44	08/95→01/02 08/95→01/02 08/95→04/00	←	02/00→; - ABS	2	11.8116-0264.1	390594	ATE			
				01/96→ 01/00	2	11.8116-0264.1	390594	ATE			
				02/00→; + ABS	2	11.8116-0264.1	390594	ATE			
1.6 1.6 16V Sport 1.8 DI ↓	65 76 55	02/00→01/02 02/00→01/02 04/00→01/02	←	+ ABS	2	11.8116-0264.1	390594	ATE			
				- ABS	2	11.8116-0264.1	390594	ATE			








	kW			 	! #		
<b>FORD - FIESTA IV (JA_, JB_) 08/95→09/02</b>							
<b>Führungshülzensatz, Bremssattel</b>							
1.0 i	38	02/97→09/99	←			11.0101-5407.2 260011	ATE
1.3	42	04/96→08/99					
1.3 i	44	04/96→08/99					
1.0 i	48	09/99→01/02	←	02/00→; + ABS		11.0101-5407.2 260011	ATE
1.4 i 16V	66	04/96→01/02	←	02/00→; - ABS		11.0101-5407.2 260011	ATE
			←	→ 01/00		11.0101-5407.2 260011	ATE
1.25 i 16V	55	08/95→01/02	←	01/96→ 01/00; Vollautomatik		11.0101-5407.2 260011	ATE
			←	02/00→; + ABS		11.0101-5407.2 260011	ATE
			←	01/96→ 01/00; Schaltgetriebe		11.0101-5407.2 260011	ATE
			←	02/00→; - ABS		11.0101-5407.2 260011	ATE
1.3 i	37	08/95→01/02	←	02/00→; + ABS		11.0101-5407.2 260011	ATE
1.3 i	44	08/95→01/02	←	01/96→ 01/00		11.0101-5407.2 260011	ATE
1.8 D	44	08/95→04/00	←	02/00→; - ABS		11.0101-5407.2 260011	ATE
1.6	65	02/00→01/02	←	+ ABS		11.0101-5407.2 260011	ATE
1.6 16V Sport	76	02/00→01/02	←	- ABS		11.0101-5407.2 260011	ATE
1.8 DI	55	04/00→01/02	←			11.0101-5407.2 260011	ATE
<b>Führungsbolzen, Bremssattel</b>							
1.0 i	38	02/97→09/99	←			11.8171-0008.1 990049	ATE
1.3	42	04/96→08/99					
1.3 i	44	04/96→08/99					
1.0 i	48	09/99→01/02	←	02/00→; + ABS		11.8171-0008.1 990049	ATE
1.4 i 16V	66	04/96→01/02	←	02/00→; - ABS		11.8171-0008.1 990049	ATE
			←	→ 01/00		11.8171-0008.1 990049	ATE
1.25 i 16V	55	08/95→01/02	←	01/96→ 01/00; Vollautomatik		11.8171-0008.1 990049	ATE
			←	02/00→; + ABS		11.8171-0008.1 990049	ATE
			←	01/96→ 01/00; Schaltgetriebe		11.8171-0008.1 990049	ATE
			←	02/00→; - ABS		11.8171-0008.1 990049	ATE
1.3 i	37	08/95→01/02	←	02/00→; + ABS		11.8171-0008.1 990049	ATE
1.3 i	44	08/95→01/02	←	01/96→ 01/00		11.8171-0008.1 990049	ATE
1.8 D	44	08/95→04/00	←	02/00→; - ABS		11.8171-0008.1 990049	ATE
1.6	65	02/00→01/02	←	+ ABS		11.8171-0008.1 990049	ATE
1.6 16V Sport	76	02/00→01/02	←	- ABS		11.8171-0008.1 990049	ATE
1.8 DI	55	04/00→01/02	←			11.8171-0008.1 990049	ATE
<b>Dichtungssatz, Bremssattel</b>							
1.0 i	38	02/97→09/99	←			11.0441-4805.2 250020	ATE
						11.0441-5402.2 250028	ATE
1.0 i	48	09/99→01/02	←	→ 01/00		11.0441-4805.2 250020	ATE
						11.0441-5402.2 250028	ATE
1.25 i 16V	55	08/95→01/02	←	01/96→ 01/00; Schaltgetriebe		11.0441-4805.2 250020	ATE
			←	01/96→ 01/00; Vollautomatik		11.0441-5402.2 250028	ATE
1.3	42	04/96→08/99	←			11.0441-4805.2 250020	ATE
1.3 i	44	04/96→08/99					
1.3 i	37	08/95→01/02	←	01/96→ 01/00		11.0441-4805.2 250020	ATE
1.3 i	44	08/95→01/02					
1.8 D	44	08/95→04/00					
1.4 i 16V	66	04/96→01/02	←	→ 01/00		11.0441-5402.2 250028	ATE
<b> Bremsschlauch</b>							
1.0 i	38	02/97→09/99	→		2	24.5305-0295.3 330657	L= 297
1.3	42	04/96→08/99					
1.3 i	44	04/96→08/99					
1.0 i	48	09/99→01/02	→	→ 02/00	2	24.5305-0295.3 330657	L= 297
1.4 i 16V	66	04/96→01/02	→				
1.6 16V Sport	76	02/00→01/02	→	03/00→	2	24.5305-0310.3 331326	L= 310
1.25 i 16V	55	08/95→01/02	→	01/96→ 02/00	2	24.5305-0295.3 330657	L= 297
1.3 i	37	08/95→01/02	→				
1.3 i	44	08/95→01/02	→	03/00→	2	24.5305-0310.3 331326	L= 310
1.8 D	44	08/95→04/00					
1.6	65	02/00→01/02	→		2	24.5305-0310.3 331326	L= 310
1.8 DI	55	04/00→01/02					










	kw					! #			
<b>FORD - FIESTA V (JH_, JD_) 11/01→03/10</b>									
 <b>Bremssattel</b>									
1.25 16V	51	03/03→06/08	←	☐			24.3541-8531.5	240679	ATE Ø 54 - Halter
1.25 16V	55	05/02→06/08	←	☐			24.3541-8532.5	240680	ATE Ø 54 - Halter
1.6 TDCi	66	11/04→06/08	←	☐			24.3541-8531.5	240679	ATE Ø 54 - Halter
1.3	44	11/01→06/08	←	☐; 04/02→			24.3541-8531.5	240679	ATE Ø 54 - Halter
1.3	51	11/01→06/08	←	☐; 04/02→			24.3541-8532.5	240680	ATE Ø 54 - Halter
1.4 16V	59	11/01→06/08	←	☐; 04/02→			24.3541-8532.5	240680	ATE Ø 54 - Halter
1.4 TDCi	50	11/01→06/08	←	☐; 04/02→			24.3541-8532.5	240680	ATE Ø 54 - Halter
1.6 16V	74	11/01→06/08	←	☐; 04/02→			24.3541-8532.5	240680	ATE Ø 54 - Halter
<b>Feder, Bremssattel</b>									
1.25 16V	51	03/03→06/08				2	11.8116-0264.1	390594	ATE
1.25 16V	55	05/02→06/08				2	11.8116-0264.1	390594	ATE
1.6 TDCi	66	11/04→06/08				2	11.8116-0264.1	390594	ATE
1.3	44	11/01→06/08		04/02→		2	11.8116-0264.1	390594	ATE
1.3	51	11/01→06/08		04/02→		2	11.8116-0264.1	390594	ATE
1.4 16V	59	11/01→06/08		04/02→		2	11.8116-0264.1	390594	ATE
1.4 TDCi	50	11/01→06/08		04/02→		2	11.8116-0264.1	390594	ATE
1.6 16V	74	11/01→06/08		04/02→		2	11.8116-0264.1	390594	ATE
ST150	110	03/05→06/08		→ 04/08		2	11.8116-0301.1	390610	ATE
				→ 05/08→		2	11.8116-0301.1	390610	ATE
<b>Führungshülzensatz, Bremssattel</b>									
1.25 16V	51	03/03→06/08	←				11.0101-5407.2	260011	ATE
1.25 16V	55	05/02→06/08	←				11.0101-5407.2	260011	ATE
1.6 TDCi	66	11/04→06/08	←				11.0101-5407.2	260011	ATE
1.3	44	11/01→06/08	←	04/02→			11.0101-5407.2	260011	ATE
1.3	51	11/01→06/08	←	04/02→			11.0101-5407.2	260011	ATE
1.4 16V	59	11/01→06/08	←	04/02→			11.0101-5407.2	260011	ATE
1.4 TDCi	50	11/01→06/08	←	04/02→			11.0101-5407.2	260011	ATE
1.6 16V	74	11/01→06/08	←	04/02→			11.0101-5407.2	260011	ATE
<b>Führungsbolzen, Bremssattel</b>									
1.25 16V	51	03/03→06/08					11.8171-0008.1	990049	ATE
1.25 16V	55	05/02→06/08					11.8171-0008.1	990049	ATE
1.6 TDCi	66	11/04→06/08					11.8171-0008.1	990049	ATE
1.3	44	11/01→06/08		04/02→			11.8171-0008.1	990049	ATE
1.3	51	11/01→06/08		04/02→			11.8171-0008.1	990049	ATE
1.4 16V	59	11/01→06/08		04/02→			11.8171-0008.1	990049	ATE
1.4 TDCi	50	11/01→06/08		04/02→			11.8171-0008.1	990049	ATE
1.6 16V	74	11/01→06/08		04/02→			11.8171-0008.1	990049	ATE
 <b>Bremsschlauch</b>									
1.25 16V	51	03/03→06/08	←			2	24.5141-0473.3	331303	L= 473
1.25 16V	55	05/02→06/08	←			2	24.5141-0473.3	331303	L= 473
1.6 TDCi	66	11/04→06/08	→			2	83.7827-0300.3	330902	L= 300
1.3	44	11/01→06/08	←	04/02→		2	24.5141-0473.3	331303	L= 473
1.3	51	11/01→06/08	←	04/02→		2	24.5141-0473.3	331303	L= 473
1.4 16V	59	11/01→06/08	→	04/02→		2	83.7827-0300.3	330902	L= 300
1.4 TDCi	50	11/01→06/08	→	04/02→		2	83.7827-0300.3	330902	L= 300
1.6 16V	74	11/01→06/08	→	04/02→		2	83.7827-0300.3	330902	L= 300
ST150	110	03/05→06/08	←			2	24.5141-0473.3	331303	L= 473
<b>FORD - FIESTA V Van 10/03→12/10</b>									
 <b>Bremssattel</b>									
1.3	51	10/03→07/05	←	☐			24.3541-8531.5	240679	ATE Ø 54 - Halter
			←	☐			24.3541-8532.5	240680	ATE Ø 54 - Halter
1.4 TDCi	50	10/03→12/10	←	☐; → 08/08			24.3541-8531.5	240679	ATE Ø 54 - Halter
1.6 TDCi	66	04/07→09/09	←	☐; → 08/08			24.3541-8532.5	240680	ATE Ø 54 - Halter
<b>Feder, Bremssattel</b>									
1.3	51	10/03→07/05				2	11.8116-0264.1	390594	ATE
1.4 TDCi	50	10/03→12/10		→ 08/08		2	11.8116-0264.1	390594	ATE
1.6 TDCi	66	04/07→09/09		→ 08/08		2	11.8116-0264.1	390594	ATE
<b>Führungshülzensatz, Bremssattel</b>									
1.3	51	10/03→07/05	←				11.0101-5407.2	260011	ATE
1.4 TDCi	50	10/03→12/10	←	→ 08/08			11.0101-5407.2	260011	ATE
1.6 TDCi	66	04/07→09/09	←	→ 08/08			11.0101-5407.2	260011	ATE
<b>Führungsbolzen, Bremssattel</b>									
1.3	51	10/03→07/05					11.8171-0008.1	990049	ATE
1.4 TDCi	50	10/03→12/10		→ 08/08			11.8171-0008.1	990049	ATE
1.6 TDCi	66	04/07→09/09		→ 08/08			11.8171-0008.1	990049	ATE
↓									










	kW					! #		
<b>FORD - FIESTA V Van 10/03→12/10</b>								
 <b>Bremsschlauch</b>								
1.3	51	10/03→07/05	←			2	24.5141-0473.3 331303	L= 473
			→			2	83.7827-0300.3 330902	L= 300
1.4 TDCi	50	10/03→12/10	←	→ 08/08		2	24.5141-0473.3 331303	L= 473
1.6 TDCi	66	04/07→09/09	→	→ 08/08		2	83.7827-0300.3 330902	L= 300
<b>FORD - FIESTA VI 06/08→</b>								
 <b>Bremssattel</b>								
1.0	48	01/13→	←	☐			24.3541-1857.5 240733	TRW Ø 54 - Halter
1.0	59	10/12→						
1.0 EcoBoost	74	01/13→	←	☐			24.3541-1858.5 240734	TRW Ø 54 - Halter
1.0 Sport	103	05/14→						
1.4 TDCi	50	01/09→						
1.4 TDCi	51	07/10→						
1.5 TDCi	70	05/15→						
1.6 TDCi	70	02/10→						
1.6 Ti	99	12/10→						
1.0 EcoBoost	92	09/12→	←	☐; 10/12→			24.3541-1857.5 240733	TRW Ø 54 - Halter
1.5 TDCi	55	09/12→						
1.6 Ti	77	09/12→	←	☐; 10/12→			24.3541-1858.5 240734	TRW Ø 54 - Halter
1.25	44	06/08→	←	☐; 09/08→			24.3541-1857.5 240733	TRW Ø 54 - Halter
1.25	60	06/08→						
1.4	71	06/08→	←	☐; 09/08→			24.3541-1858.5 240734	TRW Ø 54 - Halter
1.6 TDCi	55	06/08→						
1.6 TDCi	66	06/08→						
1.6 Ti	88	06/08→						
1.4 LPG	68	01/09→	←	☐; 06/09→			24.3541-1857.5 240733	TRW Ø 54 - Halter
1.4 LPG	71	01/09→	←	☐; 06/09→			24.3541-1858.5 240734	TRW Ø 54 - Halter
 <b>Bremsschlauch</b>								
1.0	48	01/13→	→			2	24.5204-0260.3 331423	L= 260
1.0	59	10/12→					83.7827-0263.3 331193	L= 260
1.0 EcoBoost	74	01/13→						
1.0 Sport	103	05/14→						
1.5 TDCi	70	05/15→						
1.0 EcoBoost	92	09/12→	→	10/12→		2	24.5204-0260.3 331423	L= 260
1.5 TDCi	55	09/12→					83.7827-0263.3 331193	L= 260
1.6 Ti	77	09/12→						
1.25	44	06/08→	←	☐; 09/08→			83.7838-0370.3 331122	L= 366
1.25	60	06/08→						
1.4	71	06/08→	←	☐; 09/08→			83.7838-0371.3 331123	L= 366
1.6 TDCi	55	06/08→	→	09/08→		2	24.5204-0260.3 331423	L= 260
1.6 TDCi	66	06/08→					83.7827-0263.3 331193	L= 260
1.6 Ti	88	06/08→						
1.4 LPG	68	01/09→	←	☐; 06/09→			83.7838-0370.3 331122	L= 366
1.4 LPG	71	01/09→	←	☐; 06/09→			83.7838-0371.3 331123	L= 366
			→	06/09→		2	24.5204-0260.3 331423	L= 260
							83.7827-0263.3 331193	L= 260
1.4 TDCi	50	01/09→	←	☐			83.7838-0370.3 331122	L= 366
1.4 TDCi	51	07/10→						
1.6 TDCi	70	02/10→	←	☐			83.7838-0371.3 331123	L= 366
1.6 Ti	99	12/10→	→			2	24.5204-0260.3 331423	L= 260
							83.7827-0263.3 331193	L= 260
<b>FORD - FIESTA VI Van 01/09→</b>								
 <b>Bremssattel</b>								
1.0	48	01/13→	←	☐			24.3541-1857.5 240733	TRW Ø 54 - Halter
1.0	59	10/12→						
1.0 EcoBoost	74	01/13→	←	☐			24.3541-1858.5 240734	TRW Ø 54 - Halter
1.0 EcoBoost	103	05/14→						
1.25	60	01/09→						
1.4 TDCi	50	01/09→						
1.4 TDCi	51	07/10→						
1.5 TDCi	55	10/12→						
1.5 TDCi	70	05/15→						
1.6 TDCi	66	01/09→						
1.6 TDCi	70	02/10→						
1.0 EcoBoost	92	09/12→	←	☐; 10/12→			24.3541-1857.5 240733	TRW Ø 54 - Halter
			←	☐; 10/12→			24.3541-1858.5 240734	TRW Ø 54 - Halter
 <b>Bremsschlauch</b>								
1.0	48	01/13→	→			2	24.5204-0260.3 331423	L= 260
1.0	59	10/12→						
↓								












	kw					! #			
<b>FORD - FIESTA VI Van 01/09→</b>									
 <b>Bremsschlauch</b>									
1.0 EcoBoost	74	01/13→	→				83.7827-0263.3	331193	L= 260
1.0 EcoBoost	103	05/14→							
1.5 TDCi	55	10/12→							
1.5 TDCi	70	05/15→							
1.0 EcoBoost	92	09/12→	→	10/12→	2	24.5204-0260.3	331423		L= 260
						83.7827-0263.3	331193		L= 260
1.25	60	01/09→	←	☐		83.7838-0370.3	331122		L= 366
1.4 TDCi	50	01/09→	←	☐					
1.4 TDCi	51	07/10→	←	☐		83.7838-0371.3	331123		L= 366
1.6 TDCi	66	01/09→	→		2	24.5204-0260.3	331423		L= 260
1.6 TDCi	70	02/10→				83.7827-0263.3	331193		L= 260
<b>FORD - FIESTA Kasten (FVD) 03/83→12/95</b>									
 <b>Bremssattel</b>									
1.8 D (FVJ)	43	03/89→12/95	←	☐; 09/91→ 10/95		11.3481-8512.2	220338		ATE Ø 48 - Halter
			←	☐; 11/95→		11.3481-8513.2	220335		ATE Ø 48 - Halter
			←	☐; 11/95→		11.3481-8514.2	220336		ATE Ø 48 - Halter
			←	☐; 11/95→; V		11.3541-8529.2	220341		ATE Ø 54 - Halter
						24.3541-8529.5	240553		ATE Ø 54 - Halter
			←	☐; 11/95→; V		11.3541-8530.2	220342		ATE Ø 54 - Halter
						24.3541-8530.5	240554		ATE Ø 54 - Halter
			←	☐; 09/91→ 10/95		24.3481-8511.5	240760		Ø 48 - Halter
			←	☐; 09/91→ 10/95; V		24.3541-1701.5	240005		ATE Ø 54 - Halter
<b>Halter, Bremssattel</b>									
1.8 D (FVJ)	43	03/89→12/95	←	11/95→		11.0230-0687.1	260106		ATE
<b>Führungshülzensatz, Bremssattel</b>									
1.8 D (FVJ)	43	03/89→12/95	←	09/91→ 10/95		11.0101-5407.2	260011		ATE
			←	11/95→		11.0101-5407.2	260011		ATE
<b>Führungsbolzen, Bremssattel</b>									
1.8 D (FVJ)	43	03/89→12/95		09/91→ 10/95		11.8171-0008.1	990049		ATE
				11/95→		11.8171-0008.1	990049		ATE
<b>Dichtungssatz, Bremssattel</b>									
1.8 D (FVJ)	43	03/89→12/95	←	09/91→ 10/95		11.0441-4805.2	250020		ATE
			←	11/95→		11.0441-4805.2	250020		ATE
			←	09/91→ 10/95; V		11.0441-5402.2	250028		ATE
			→	11/95→; V		11.0441-5402.2	250028		ATE
 <b>Bremsschlauch</b>									
1.8 D (FVJ)	43	03/89→12/95	←	09/91→	2	24.5303-0400.3	330404		L= 400
			→	09/91→	2	24.5304-0280.3	330589		L= 280
<b>FORD - FIESTA Kasten (JV_) 05/98→08/03</b>									
 <b>Bremssattel</b>									
D 1.8	44	05/98→04/02	←	☐; 02/00→ 03/02; - ABS		11.3481-8515.2	220365		ATE Ø 48 - Halter
						24.3481-8515.5	240477		ATE Ø 48 - Halter
			←	☐; 02/00→ 03/02; - ABS		11.3481-8516.2	220366		ATE Ø 48 - Halter
						24.3481-8516.5	240478		ATE Ø 48 - Halter
			←	☐; → 01/00		11.3541-8529.2	220341		ATE Ø 54 - Halter
						24.3541-8529.5	240553		ATE Ø 54 - Halter
			←	☐; → 01/00		11.3541-8530.2	220342		ATE Ø 54 - Halter
						24.3541-8530.5	240554		ATE Ø 54 - Halter
			←	☐; 02/00→ 03/02; + ABS		24.3541-8531.5	240679		ATE Ø 54 - Halter
			←	☐; 02/00→ 03/02; + ABS		24.3541-8532.5	240680		ATE Ø 54 - Halter
<b>Feder, Bremssattel</b>									
D 1.8	44	05/98→04/02		→ 01/00	2	11.8116-0264.1	390594		ATE
				02/00→ 03/02; + ABS	2	11.8116-0264.1	390594		ATE
				02/00→ 03/02; - ABS	2	11.8116-0264.1	390594		ATE
↓									

	kw					! #		
<b>FORD - FIESTA Kasten (JV_) 05/98→08/03</b>								
<b>Führungshülzensatz, Bremssattel</b>								
D 1.8	44	05/98→04/02	←	02/00→ 03/02; + ABS		11.0101-5407.2	260011	ATE
			←	02/00→ 03/02; - ABS		11.0101-5407.2	260011	ATE
			←	→ 01/00		11.0101-5407.2	260011	ATE
<b>Führungsbolzen, Bremssattel</b>								
D 1.8	44	05/98→04/02	←	02/00→ 03/02; + ABS		11.8171-0008.1	990049	ATE
			←	02/00→ 03/02; - ABS		11.8171-0008.1	990049	ATE
			←	→ 01/00		11.8171-0008.1	990049	ATE
<b>Dichtungssatz, Bremssattel</b>								
D 1.8	44	05/98→04/02	←	→ 01/00		11.0441-5402.2	250028	ATE
<b>Bremsschlauch</b>								
D 1.8 TD 1.8	44 55	05/98→04/02 03/00→08/03	→	→ 03/02	2	24.5304-0280.3	330589	L= 280
<b>FORD - FIESTA Stufenheck 04/10→</b>								
<b>Bremssattel</b>								
1.25	44	10/12→	←	☐		24.3541-1857.5	240733	TRW Ø 54 - Halter
			←	☐		24.3541-1858.5	240734	TRW Ø 54 - Halter
<b>Bremsschlauch</b>								
1.25	44	10/12→	←	☐		83.7838-0370.3	331122	L= 366
			←	☐		83.7838-0371.3	331123	L= 366
			→		2	24.5204-0260.3	331423	L= 260
			→			83.7827-0263.3	331193	L= 260
<b>FORD - FOCUS (DAW, DBW) 10/98→12/07</b>								
<b>Bremssattel</b>								
1.4 16V	55	10/98→11/04	←	☐; → 09/04		24.3541-8105.5	240485	ATE Ø 54 - Halter
1.6 16V	74	10/98→11/04	←	☐; → 09/04		24.3541-8106.5	240486	ATE Ø 54 - Halter
1.6 16V Flexifuel	75	01/02→11/04	←	☐; → 09/04		24.3541-8106.5	240486	ATE Ø 54 - Halter
1.8 16V	85	10/98→11/04	→	☐; → 09/04		24.3344-1705.5	240273	TRW Ø 34 - Halter
1.8 DI / TDDi	55	08/99→11/04	→	☐; → 09/04		24.3344-1706.5	240274	TRW Ø 34 - Halter
1.8 TDCi	74	08/02→11/04	→	☐; → 09/04		24.3344-1706.5	240274	TRW Ø 34 - Halter
1.8 TDCi	85	03/01→11/04	→					
1.8 Turbo DI / TDDi	66	10/98→11/04	→					
2.0 16V	96	10/98→11/04	→					
RS	158	10/02→11/04	→	☐; → 09/04		24.3344-1705.5	240273	TRW Ø 34 - Halter
ST170	127	03/02→11/04	→	☐; → 09/04		24.3344-1706.5	240274	TRW Ø 34 - Halter
<b>Führungshülzensatz, Bremssattel</b>								
1.4 16V	55	10/98→11/04	←	→ 09/04		11.0101-5407.2	260011	ATE
1.6 16V	74	10/98→11/04	←					
1.6 16V Flexifuel	75	01/02→11/04	←					
1.8 16V	85	10/98→11/04	←					
1.8 DI / TDDi	55	08/99→11/04	←					
1.8 TDCi	74	08/02→11/04	←					
1.8 TDCi	85	03/01→11/04	←					
1.8 Turbo DI / TDDi	66	10/98→11/04	←					
2.0 16V	96	10/98→11/04	←					
<b>Führungsbolzen, Bremssattel</b>								
1.4 16V	55	10/98→11/04	←	→ 09/04		11.8171-0008.1	990049	ATE
1.6 16V	74	10/98→11/04	←					
1.6 16V Flexifuel	75	01/02→11/04	←					
1.8 16V	85	10/98→11/04	←					
1.8 DI / TDDi	55	08/99→11/04	←					
1.8 TDCi	74	08/02→11/04	←					
1.8 TDCi	85	03/01→11/04	←					
1.8 Turbo DI / TDDi	66	10/98→11/04	←					
2.0 16V	96	10/98→11/04	←					
<b>Bremsschlauch</b>								
1.4 16V	55	10/98→11/04	←	→ 09/04	2	24.5112-0341.3	330655	L= 340
1.6 16V	74	10/98→11/04	→	09/00→ 04/01	2	24.5124-0410.3	330760	L= 410
1.8 16V	85	10/98→11/04	→	05/01→ 09/04	2	24.5124-0411.3	330774	L= 410
1.8 DI / TDDi	55	08/99→11/04	→	→ 08/00	2	24.5228-0196.3	330656	L= 195
1.8 Turbo DI / TDDi	66	10/98→11/04	→					
2.0 16V	96	10/98→11/04	→					
↓								








	kw			 	! #		
<b>FORD - FOCUS (DAW, DBW) 10/98→12/07</b>							
 <b>Bremsschlauch</b>							
1.6 16V Flexifuel	75	01/02→11/04	←	→ 09/04	2	24.5112-0341.3 330655	L= 340
1.8 TDCi	74	08/02→11/04	→	→ 09/04	2	24.5124-0411.3 330774	L= 410
1.8 TDCi	85	03/01→11/04					
ST170	127	03/02→11/04					
RS	158	10/02→11/04	→	→ 09/04	2	24.5124-0411.3 330774	L= 410
<b>FORD - FOCUS II (DA_) 07/04→09/12</b>							
 <b>Bremssattel</b>							
1.4	59	07/04→09/12	←	☐; 10/04→ 02/11		24.3571-9813.5 240557	ATE Ø 57 - Halter
1.6	74	07/04→09/12	←	☐; 10/04→ 02/11		24.3571-9814.5 240558	ATE Ø 57 - Halter
1.6 TDCi	74	07/04→09/12	←	☐; 10/04→ 02/11		24.3571-9814.5 240558	ATE Ø 57 - Halter
1.6 TDCi	80	07/04→09/12	→	☐; 10/04→ 02/11		11.9387-7015.2 220627	ATE Ø 38 - Halter
1.6 Ti	85	07/04→09/12	→	☐; 10/04→ 02/11		11.9387-7015.2 220627	ATE Ø 38 - Halter
2.0	107	07/04→09/12	→	☐; 10/04→ 02/11		11.9387-7016.2 220628	ATE Ø 38 - Halter
2.0 TDCi	100	07/04→09/12	→	☐; 10/04→ 02/11		11.9387-7016.2 220628	ATE Ø 38 - Halter
1.6 LPG	85	10/09→07/11	←	☐; → 02/11		24.3571-9813.5 240557	ATE Ø 57 - Halter
1.6 TDCi	66	01/05→09/12	←	☐; → 02/11		24.3571-9814.5 240558	ATE Ø 57 - Halter
1.8	92	03/06→09/12	←	☐; → 02/11		24.3571-9814.5 240558	ATE Ø 57 - Halter
1.8 Flexifuel	92	01/06→09/12	→	☐; → 02/11		11.9387-7015.2 220627	ATE Ø 38 - Halter
1.8 TDCi	85	01/05→09/12	→	☐; → 02/11		11.9387-7015.2 220627	ATE Ø 38 - Halter
2.0	105	04/10→09/12	→	☐; → 02/11		11.9387-7016.2 220628	ATE Ø 38 - Halter
2.0 CNG	107	04/09→07/11					
2.0 LPG	107	06/08→07/11					
2.0 TDCi	81	02/08→07/11					
2.0	104	06/05→09/08	←	☐		24.3571-9813.5 240557	ATE Ø 57 - Halter
			←	☐		24.3571-9814.5 240558	ATE Ø 57 - Halter
			→	☐		11.9387-7015.2 220627	ATE Ø 38 - Halter
			→	☐		11.9387-7016.2 220628	ATE Ø 38 - Halter
2.0 TDCi	98	07/04→01/08	←	☐; 10/04→		24.3571-9813.5 240557	ATE Ø 57 - Halter
			←	☐; 10/04→		24.3571-9814.5 240558	ATE Ø 57 - Halter
			→	☐; 10/04→		11.9387-7015.2 220627	ATE Ø 38 - Halter
			→	☐; 10/04→		11.9387-7016.2 220628	ATE Ø 38 - Halter
2.5 ST	166	10/05→09/12	←	☐; → 02/11		11.9576-9975.2 220649	ATE Ø 57 - Halter
			←	☐; → 02/11		11.9576-9976.2 220650	ATE Ø 57 - Halter
			→	☐; → 02/11		11.9387-7015.2 220627	ATE Ø 38 - Halter
			→	☐; → 02/11		11.9387-7016.2 220628	ATE Ø 38 - Halter
<b>Halter, Bremssattel</b>							
1.4	59	07/04→09/12	←	10/04→ 02/11		11.0230-0736.1 260132	ATE
1.6	74	07/04→09/12					
1.6 TDCi	74	07/04→09/12					
1.6 TDCi	80	07/04→09/12					
1.6 Ti	85	07/04→09/12					
1.6 LPG	85	10/09→07/11	←	→ 02/11		11.0230-0736.1 260132	ATE
1.6 TDCi	66	01/05→09/12					
1.8	92	03/06→09/12					
1.8 Flexifuel	92	01/06→09/12					
1.8 TDCi	85	01/05→09/12	←	→ 02/11		11.0230-0818.1 260135	ATE
2.0	105	04/10→09/12					
2.0 CNG	107	04/09→07/11	→	→ 02/11		11.0230-0698.2 260091	ATE
2.0 LPG	107	06/08→07/11					
2.0 TDCi	81	02/08→07/11					
2.0	104	06/05→09/08	←			11.0230-0818.1 260135	ATE
			→			11.0230-0698.2 260091	ATE
2.0	107	07/04→09/12	←	10/04→ 02/11		11.0230-0818.1 260135	ATE
2.0 TDCi	100	07/04→09/12	→	10/04→ 02/11		11.0230-0698.2 260091	ATE
2.0 TDCi	98	07/04→01/08	←	10/04→		11.0230-0818.1 260135	ATE
			→	10/04→		11.0230-0698.2 260091	ATE
2.5 ST	166	10/05→09/12	→	→ 02/11		11.0230-0698.2 260091	ATE
<b>Feder, Bremssattel</b>							
1.4	59	07/04→09/12	←	10/04→ 02/11	2	11.8116-0356.1 390586	ATE
1.6	74	07/04→09/12					
1.6 TDCi	74	07/04→09/12	→	10/04→ 02/11	2	11.8116-0340.1 390595	ATE
1.6 TDCi	80	07/04→09/12					
1.6 Ti	85	07/04→09/12					
2.0	107	07/04→09/12					
2.0 TDCi	100	07/04→09/12					
1.6 LPG	85	10/09→07/11	←	→ 02/11	2	11.8116-0356.1 390586	ATE
↓							












	kW			 	! #		
<b>FORD - FOCUS II (DA_) 07/04→09/12</b>							
<b>Feder, Bremssattel</b>							
1.6 TDCi	66	01/05→09/12	➔	→ 02/11	2	11.8116-0340.1 390595	ATE
1.8	92	03/06→09/12					
1.8 Flexifuel	92	01/06→09/12					
1.8 TDCi	85	01/05→09/12					
2.0	105	04/10→09/12					
2.0 CNG	107	04/09→07/11					
2.0 LPG	107	06/08→07/11					
2.0 TDCi	81	02/08→07/11					
2.0	104	06/05→09/08	➔		2	11.8116-0356.1 390586	ATE
			➔		2	11.8116-0340.1 390595	ATE
2.0 TDCi	98	07/04→01/08	➔	10/04→	2	11.8116-0356.1 390586	ATE
			➔	10/04→	2	11.8116-0340.1 390595	ATE
2.5 ST	166	10/05→09/12	➔	→ 02/11	2	11.8116-0345.2 390596	ATE
			➔	→ 02/11	2	11.8116-0340.1 390595	ATE
<b>Führungshülzensatz, Bremssattel</b>							
1.4	59	07/04→09/12	➔	10/04→ 02/11		11.0101-5407.2 260011	ATE
1.6	74	07/04→09/12					
1.6 TDCi	74	07/04→09/12	➔	10/04→ 02/11		11.0101-5407.2 260011	ATE
1.6 TDCi	80	07/04→09/12					
1.6 Ti	85	07/04→09/12					
2.0	107	07/04→09/12					
2.0 TDCi	100	07/04→09/12					
1.6 LPG	85	10/09→07/11	➔	→ 02/11		11.0101-5407.2 260011	ATE
1.6 TDCi	66	01/05→09/12					
1.8	92	03/06→09/12	➔	→ 02/11		11.0101-5407.2 260011	ATE
1.8 Flexifuel	92	01/06→09/12					
1.8 TDCi	85	01/05→09/12					
2.0	105	04/10→09/12					
2.0 CNG	107	04/09→07/11					
2.0 LPG	107	06/08→07/11					
2.0 TDCi	81	02/08→07/11					
2.5 ST	166	10/05→09/12					
2.0	104	06/05→09/08	➔			11.0101-5407.2 260011	ATE
			➔			11.0101-5407.2 260011	ATE
2.0 TDCi	98	07/04→01/08	➔	10/04→		11.0101-5407.2 260011	ATE
			➔	10/04→		11.0101-5407.2 260011	ATE
<b>Führungsbolzen, Bremssattel</b>							
1.4	59	07/04→09/12		10/04→ 02/11		11.8171-0008.1 990049	ATE
1.6	74	07/04→09/12					
1.6 TDCi	74	07/04→09/12					
1.6 TDCi	80	07/04→09/12					
1.6 Ti	85	07/04→09/12					
2.0	107	07/04→09/12					
2.0 TDCi	100	07/04→09/12					
1.6 LPG	85	10/09→07/11		→ 02/11		11.8171-0008.1 990049	ATE
1.6 TDCi	66	01/05→09/12					
1.8	92	03/06→09/12					
1.8 Flexifuel	92	01/06→09/12					
1.8 TDCi	85	01/05→09/12					
2.0	105	04/10→09/12					
2.0 CNG	107	04/09→07/11					
2.0 LPG	107	06/08→07/11					
2.0 TDCi	81	02/08→07/11					
2.5 ST	166	10/05→09/12					
2.0	104	06/05→09/08				11.8171-0008.1 990049	ATE
2.0 TDCi	98	07/04→01/08		10/04→		11.8171-0008.1 990049	ATE
<b>Bremsschlauch</b>							
1.4	59	07/04→09/12	➔	10/04→ 02/11	2	83.7716-0397.3 330790	L= 395
			➔	10/04→ 02/11; Scheibenbremse; - eFSB	2	24.5124-0420.3 331276	L= 420
			➔	10/04→ 02/11; Scheibenbremse; + eFSB	2	83.7714-0391.3 330980	L= 390
			➔	10/04→ 02/11; Trommelbremse	2	83.7788-0382.3 330971	L= 380
			➔	10/04→ 02/11; Scheibenbremse; Kombi	2	83.7788-0409.3 330981	L= 410
1.6	74	07/04→09/12	➔	10/04→ 02/11	2	83.7716-0397.3 330790	L= 395
1.6 TDCi	74	07/04→09/12					
1.6 TDCi	80	07/04→09/12	➔	10/04→ 02/11; - eFSB	2	24.5124-0420.3 331276	L= 420
1.6 Ti	85	07/04→09/12	➔	10/04→ 02/11; + eFSB	2	83.7714-0391.3 330980	L= 390
2.0	107	07/04→09/12					
2.0 TDCi	100	07/04→09/12	➔	10/04→ 02/11; Kombi	2	83.7788-0409.3 330981	L= 410
1.6 LPG	85	10/09→07/11	➔	→ 02/11	2	83.7716-0397.3 330790	L= 395
↓							








	kw			 	! #		
<b>FORD - FOCUS II (DA_) 07/04→09/12</b>							
 <b>Bremsschlauch</b>							
1.6 TDCi	66	01/05→09/12	➔	→ 02/11; - eFSB	2	24.5124-0420.3 331276	L= 420
1.8	92	03/06→09/12	➔	→ 02/11; + eFSB	2	83.7714-0391.3 330980	L= 390
1.8 Flexifuel	92	01/06→09/12	➔	→ 02/11; Kombi	2	83.7788-0409.3 330981	L= 410
1.8 TDCi	85	01/05→09/12	➔	→ 02/11; Kombi	2	83.7788-0409.3 330981	L= 410
2.0	105	04/10→09/12	➔	→ 02/11; Kombi	2	83.7788-0409.3 330981	L= 410
2.0 CNG	107	04/09→07/11	➔	→ 02/11; Kombi	2	83.7788-0409.3 330981	L= 410
2.0 LPG	107	06/08→07/11	➔	→ 02/11; Kombi	2	83.7788-0409.3 330981	L= 410
2.0 TDCi	81	02/08→07/11	➔	→ 02/11; Kombi	2	83.7788-0409.3 330981	L= 410
2.0	104	06/05→09/08	➔	→ 02/11; - eFSB	2	83.7716-0397.3 330790	L= 395
			➔	- eFSB	2	24.5124-0420.3 331276	L= 420
			➔	+ eFSB	2	83.7714-0391.3 330980	L= 390
			➔	Kombi	2	83.7788-0409.3 330981	L= 410
2.0 TDCi	98	07/04→01/08	➔	10/04→	2	83.7716-0397.3 330790	L= 395
			➔	10/04→; - eFSB	2	24.5124-0420.3 331276	L= 420
			➔	10/04→; + eFSB	2	83.7714-0391.3 330980	L= 390
			➔	10/04→; Kombi	2	83.7788-0409.3 330981	L= 410
2.5 ST	166	10/05→09/12	➔	→ 02/11; - eFSB	2	24.5124-0420.3 331276	L= 420
			➔	→ 02/11; + eFSB	2	83.7714-0391.3 330980	L= 390
			➔	→ 02/11; Kombi	2	83.7788-0409.3 330981	L= 410
<b>FORD - FOCUS II Cabriolet 10/06→09/10</b>							
 <b>Bremssattel</b>							
1.6	74	10/06→09/10	➔	☐		24.3571-9813.5 240557	ATE Ø 57 - Halter
2.0	107	10/06→09/10	➔	☐		24.3571-9814.5 240558	ATE Ø 57 - Halter
2.0 TDCi	100	10/06→09/10	➔	☐		11.9387-7015.2 220627	ATE Ø 38 - Halter
			➔	☐		11.9387-7016.2 220628	ATE Ø 38 - Halter
<b>Halter, Bremssattel</b>							
1.6	74	10/06→09/10	➔			11.0230-0736.1 260132	ATE
2.0	107	10/06→09/10	➔			11.0230-0818.1 260135	ATE
2.0 TDCi	100	10/06→09/10	➔			11.0230-0698.2 260091	ATE
<b>Feder, Bremssattel</b>							
1.6	74	10/06→09/10	➔		2	11.8116-0356.1 390586	ATE
2.0	107	10/06→09/10	➔		2	11.8116-0340.1 390595	ATE
2.0 TDCi	100	10/06→09/10	➔		2	11.8116-0340.1 390595	ATE
<b>Führungshülzensatz, Bremssattel</b>							
1.6	74	10/06→09/10	➔			11.0101-5407.2 260011	ATE
2.0	107	10/06→09/10	➔			11.0101-5407.2 260011	ATE
2.0 TDCi	100	10/06→09/10	➔			11.0101-5407.2 260011	ATE
<b>Führungsbolzen, Bremssattel</b>							
1.6	74	10/06→09/10	➔			11.8171-0008.1 990049	ATE
2.0	107	10/06→09/10	➔			11.8171-0008.1 990049	ATE
2.0 TDCi	100	10/06→09/10	➔			11.8171-0008.1 990049	ATE
 <b>Bremsschlauch</b>							
1.6	74	10/06→09/10	➔		2	83.7716-0397.3 330790	L= 395
2.0	107	10/06→09/10	➔	- eFSB	2	24.5124-0420.3 331276	L= 420
2.0 TDCi	100	10/06→09/10	➔	+ eFSB	2	83.7714-0391.3 330980	L= 390
			➔	Kombi	2	83.7788-0409.3 330981	L= 410
<b>FORD - FOCUS II Kombi (DA_) 07/04→09/12</b>							
 <b>Bremssattel</b>							
1.4	59	07/04→09/12	➔	☐; 10/04→ 02/11		24.3571-9813.5 240557	ATE Ø 57 - Halter
1.6	74	07/04→07/11	➔	☐; 10/04→ 02/11		24.3571-9814.5 240558	ATE Ø 57 - Halter
1.6 TDCi	74	07/04→09/12	➔	☐; 10/04→ 02/11		11.9387-7015.2 220627	ATE Ø 38 - Halter
1.6 TDCi	80	07/04→09/12	➔	☐; 10/04→ 02/11		11.9387-7015.2 220627	ATE Ø 38 - Halter
1.6 Ti	85	07/04→09/12	➔	☐; 10/04→ 02/11		11.9387-7016.2 220628	ATE Ø 38 - Halter
2.0	107	07/04→09/12	➔	☐; 10/04→ 02/11		11.9387-7016.2 220628	ATE Ø 38 - Halter
2.0 TDCi	100	07/04→09/12	➔	☐; 10/04→ 02/11		11.9387-7016.2 220628	ATE Ø 38 - Halter
1.6 LPG	85	10/09→09/12	➔	☐; → 02/11		24.3571-9813.5 240557	ATE Ø 57 - Halter
1.6 TDCi	81	12/07→09/12	➔	☐; → 02/11		24.3571-9814.5 240558	ATE Ø 57 - Halter
1.8	92	03/06→09/12	➔	☐; → 02/11		24.3571-9814.5 240558	ATE Ø 57 - Halter
1.8 Flexifuel	92	01/06→09/12	➔	☐; → 02/11		11.9387-7015.2 220627	ATE Ø 38 - Halter



	kw			 	! #		
<b>FORD - FOCUS II Kombi (DA_) 07/04→09/12</b>							
<b>Bremssattel</b>							
2.0 LPG 2.0 TDCi	107 81	06/08→07/11 02/08→07/11	➡	☐; → 02/11		11.9387-7016.2 220628	ATE Ø 38 - Halter
1.6 TDCi 1.8 TDCi	66 85	07/04→09/12 07/04→09/12	⬅	☐; 01/05→ 02/11		24.3571-9813.5 240557	ATE Ø 57 - Halter
			⬅	☐; 01/05→ 02/11		24.3571-9814.5 240558	ATE Ø 57 - Halter
			➡	☐; 01/05→ 02/11		11.9387-7015.2 220627	ATE Ø 38 - Halter
			➡	☐; 01/05→ 02/11		11.9387-7016.2 220628	ATE Ø 38 - Halter
1.8 Flexifuel	97	12/05→01/08	⬅	☐; 01/06→		24.3571-9813.5 240557	ATE Ø 57 - Halter
			⬅	☐; 01/06→		24.3571-9814.5 240558	ATE Ø 57 - Halter
			➡	☐; 01/06→		11.9387-7015.2 220627	ATE Ø 38 - Halter
			➡	☐; 01/06→		11.9387-7016.2 220628	ATE Ø 38 - Halter
2.0 TDCi	98	07/04→01/08	⬅	☐; 10/04→		24.3571-9813.5 240557	ATE Ø 57 - Halter
			⬅	☐; 10/04→		24.3571-9814.5 240558	ATE Ø 57 - Halter
			➡	☐; 10/04→		11.9387-7015.2 220627	ATE Ø 38 - Halter
			➡	☐; 10/04→		11.9387-7016.2 220628	ATE Ø 38 - Halter
<b>Halter, Bremssattel</b>							
1.4 1.6 1.6 TDCi 1.6 TDCi 1.6 Ti	59 74 74 80 85	07/04→09/12 07/04→07/11 07/04→09/12 07/04→09/12 07/04→09/12	⬅	10/04→ 02/11		11.0230-0736.1 260132	ATE
1.6 LPG 1.6 TDCi 1.8 1.8 Flexifuel	85 81 92 92	10/09→09/12 12/07→09/12 03/06→09/12 01/06→09/12	⬅	→ 02/11		11.0230-0736.1 260132	ATE
1.6 TDCi	66	07/04→09/12	⬅	01/05→ 02/11		11.0230-0736.1 260132	ATE
1.8 Flexifuel	97	12/05→01/08	⬅	01/06→		11.0230-0736.1 260132	ATE
1.8 TDCi	85	07/04→09/12	⬅	01/05→ 02/11		11.0230-0818.1 260135	ATE
			➡	01/05→ 02/11		11.0230-0698.2 260091	ATE
2.0 2.0 TDCi	107 100	07/04→09/12 07/04→09/12	⬅	10/04→ 02/11		11.0230-0818.1 260135	ATE
			➡	10/04→ 02/11		11.0230-0698.2 260091	ATE
2.0 LPG 2.0 TDCi	107 81	06/08→07/11 02/08→07/11	⬅	→ 02/11		11.0230-0818.1 260135	ATE
			➡	→ 02/11		11.0230-0698.2 260091	ATE
2.0 TDCi	98	07/04→01/08	⬅	10/04→		11.0230-0818.1 260135	ATE
			➡	10/04→		11.0230-0698.2 260091	ATE
<b>Feder, Bremssattel</b>							
1.4 1.6 1.6 TDCi 1.6 TDCi 1.6 Ti 2.0 2.0 TDCi	59 74 74 80 85 107 100	07/04→09/12 07/04→07/11 07/04→09/12 07/04→09/12 07/04→09/12 07/04→09/12 07/04→09/12	⬅	10/04→ 02/11	2	11.8116-0356.1 390586	ATE
			➡	10/04→ 02/11	2	11.8116-0340.1 390595	ATE
1.6 LPG 1.6 TDCi 1.8 1.8 Flexifuel 2.0 LPG 2.0 TDCi	85 81 92 92 107 81	10/09→09/12 12/07→09/12 03/06→09/12 01/06→09/12 06/08→07/11 02/08→07/11	⬅	→ 02/11	2	11.8116-0356.1 390586	ATE
			➡	→ 02/11	2	11.8116-0340.1 390595	ATE
1.6 TDCi 1.8 TDCi	66 85	07/04→09/12 07/04→09/12	⬅	01/05→ 02/11	2	11.8116-0356.1 390586	ATE
			➡	01/05→ 02/11	2	11.8116-0340.1 390595	ATE
1.8 Flexifuel	97	12/05→01/08	⬅	01/06→	2	11.8116-0356.1 390586	ATE
			➡	01/06→	2	11.8116-0340.1 390595	ATE
2.0 TDCi	98	07/04→01/08	⬅	10/04→	2	11.8116-0356.1 390586	ATE
			➡	10/04→	2	11.8116-0340.1 390595	ATE
<b>Führungshülzensatz, Bremssattel</b>							
1.4 1.6 1.6 TDCi 1.6 TDCi 1.6 Ti 2.0 2.0 TDCi	59 74 74 80 85 107 100	07/04→09/12 07/04→07/11 07/04→09/12 07/04→09/12 07/04→09/12 07/04→09/12 07/04→09/12	⬅	10/04→ 02/11		11.0101-5407.2 260011	ATE
			➡	10/04→ 02/11		11.0101-5407.2 260011	ATE
↓							

	kw			 	! #							
<b>FORD - FOCUS II Kombi (DA_) 07/04→09/12</b>												
<b>Führungshülzensatz, Bremsattel</b>												
1.6 LPG	85	10/09→09/12	←	→ 02/11		11.0101-5407.2 260011	ATE					
1.6 TDCi	81	12/07→09/12	→	→ 02/11		11.0101-5407.2 260011	ATE					
1.8	92	03/06→09/12										
1.8 Flexifuel	92	01/06→09/12	→			11.0101-5407.2 260011	ATE					
2.0 LPG	107	06/08→07/11										
2.0 TDCi	81	02/08→07/11										
1.6 TDCi	66	07/04→09/12	←	01/05→ 02/11		11.0101-5407.2 260011	ATE					
1.8 TDCi	85	07/04→09/12	→	01/05→ 02/11		11.0101-5407.2 260011	ATE					
1.8 Flexifuel	97	12/05→01/08	←	01/06→		11.0101-5407.2 260011	ATE					
			→	01/06→		11.0101-5407.2 260011	ATE					
2.0 TDCi	98	07/04→01/08	←	10/04→		11.0101-5407.2 260011	ATE					
			→	10/04→		11.0101-5407.2 260011	ATE					
<b>Führungsbolzen, Bremsattel</b>												
1.4	59	07/04→09/12		10/04→ 02/11		11.8171-0008.1 990049	ATE					
1.6	74	07/04→07/11	→			11.8171-0008.1 990049	ATE					
1.6 TDCi	74	07/04→09/12										
1.6 TDCi	80	07/04→09/12										
1.6 Ti	85	07/04→09/12										
2.0	107	07/04→09/12										
2.0 TDCi	100	07/04→09/12										
1.6 LPG	85	10/09→09/12							→ 02/11		11.8171-0008.1 990049	ATE
1.6 TDCi	81	12/07→09/12										
1.8	92	03/06→09/12										
1.8 Flexifuel	92	01/06→09/12										
2.0 LPG	107	06/08→07/11										
2.0 TDCi	81	02/08→07/11										
1.6 TDCi	66	07/04→09/12		01/05→ 02/11		11.8171-0008.1 990049	ATE					
1.8 TDCi	85	07/04→09/12										
1.8 Flexifuel	97	12/05→01/08		01/06→		11.8171-0008.1 990049	ATE					
2.0 TDCi	98	07/04→01/08		10/04→		11.8171-0008.1 990049	ATE					
<b> Bremsschlauch</b>												
1.4	59	07/04→09/12	←	10/04→ 02/11	2	83.7716-0397.3 330790	L= 395					
			→	10/04→ 02/11; Scheibenbremse; - eFSB	2	24.5124-0420.3 331276	L= 420					
			→	10/04→ 02/11; Scheibenbremse; + eFSB	2	83.7714-0391.3 330980	L= 390					
			→	10/04→ 02/11; Trommelbremse	2	83.7788-0382.3 330971	L= 380					
			→	10/04→ 02/11; Scheibenbremse; Kombi	2	83.7788-0409.3 330981	L= 410					
1.6	74	07/04→07/11	←	10/04→ 02/11	2	83.7716-0397.3 330790	L= 395					
			→	10/04→ 02/11; - eFSB	2	24.5124-0420.3 331276	L= 420					
			→	10/04→ 02/11; + eFSB	2	83.7714-0391.3 330980	L= 390					
			→	10/04→ 02/11; Kombi	2	83.7788-0409.3 330981	L= 410					
			→	10/04→ 02/11; Kombi	2	83.7788-0409.3 330981	L= 410					
1.6 TDCi	74	07/04→09/12	←	→ 02/11	2	83.7716-0397.3 330790	L= 395					
			→	→ 02/11; - eFSB	2	24.5124-0420.3 331276	L= 420					
			→	→ 02/11; + eFSB	2	83.7714-0391.3 330980	L= 390					
			→	→ 02/11; Kombi	2	83.7788-0409.3 330981	L= 410					
			→	→ 02/11; Kombi	2	83.7788-0409.3 330981	L= 410					
1.6 TDCi	80	07/04→09/12	←	01/05→ 02/11	2	83.7716-0397.3 330790	L= 395					
			→	01/05→ 02/11; - eFSB	2	24.5124-0420.3 331276	L= 420					
			→	01/05→ 02/11; + eFSB	2	83.7714-0391.3 330980	L= 390					
			→	01/05→ 02/11; Kombi	2	83.7788-0409.3 330981	L= 410					
			→	01/05→ 02/11; Kombi	2	83.7788-0409.3 330981	L= 410					
1.6 Ti	85	07/04→09/12	←	01/06→	2	83.7716-0397.3 330790	L= 395					
			→	01/06→; - eFSB	2	24.5124-0420.3 331276	L= 420					
			→	01/06→; + eFSB	2	83.7714-0391.3 330980	L= 390					
			→	01/06→; Kombi	2	83.7788-0409.3 330981	L= 410					
			→	01/06→; Kombi	2	83.7788-0409.3 330981	L= 410					
2.0	107	07/04→09/12	←	10/04→	2	83.7716-0397.3 330790	L= 395					
			→	10/04→; - eFSB	2	24.5124-0420.3 331276	L= 420					
			→	10/04→; + eFSB	2	83.7714-0391.3 330980	L= 390					
			→	10/04→; Kombi	2	83.7788-0409.3 330981	L= 410					
			→	10/04→; Kombi	2	83.7788-0409.3 330981	L= 410					
2.0 TDCi	100	07/04→09/12	←	→ 02/11	2	83.7716-0397.3 330790	L= 395					
			→	→ 02/11; - eFSB	2	24.5124-0420.3 331276	L= 420					
			→	→ 02/11; + eFSB	2	83.7714-0391.3 330980	L= 390					
			→	→ 02/11; Kombi	2	83.7788-0409.3 330981	L= 410					
			→	→ 02/11; Kombi	2	83.7788-0409.3 330981	L= 410					
1.6 TDCi	66	07/04→09/12	←	01/05→ 02/11	2	83.7716-0397.3 330790	L= 395					
			→	01/05→ 02/11; - eFSB	2	24.5124-0420.3 331276	L= 420					
			→	01/05→ 02/11; + eFSB	2	83.7714-0391.3 330980	L= 390					
			→	01/05→ 02/11; Kombi	2	83.7788-0409.3 330981	L= 410					
			→	01/05→ 02/11; Kombi	2	83.7788-0409.3 330981	L= 410					
1.8 TDCi	85	07/04→09/12	←	01/06→	2	83.7716-0397.3 330790	L= 395					
			→	01/06→; - eFSB	2	24.5124-0420.3 331276	L= 420					
			→	01/06→; + eFSB	2	83.7714-0391.3 330980	L= 390					
			→	01/06→; Kombi	2	83.7788-0409.3 330981	L= 410					
			→	01/06→; Kombi	2	83.7788-0409.3 330981	L= 410					
1.8 Flexifuel	97	12/05→01/08	←	10/04→	2	83.7716-0397.3 330790	L= 395					
			→	10/04→; - eFSB	2	24.5124-0420.3 331276	L= 420					
			→	10/04→; + eFSB	2	83.7714-0391.3 330980	L= 390					
			→	10/04→; Kombi	2	83.7788-0409.3 330981	L= 410					
			→	10/04→; Kombi	2	83.7788-0409.3 330981	L= 410					
2.0 TDCi	98	07/04→01/08	←	10/04→	2	83.7716-0397.3 330790	L= 395					
			→	10/04→; - eFSB	2	24.5124-0420.3 331276	L= 420					
			→	10/04→; + eFSB	2	83.7714-0391.3 330980	L= 390					
			→	10/04→; Kombi	2	83.7788-0409.3 330981	L= 410					
			→	10/04→; Kombi	2	83.7788-0409.3 330981	L= 410					
<b>FORD - FOCUS II Stufenheck (DA_) 04/05→</b>												
<b> Bremsattel</b>												
1.4	59	04/05→09/12	←	☐; → 02/11		24.3571-9813.5 240557	ATE Ø 57 - Halter					
↓												



	kw			 	! #		
<b>FORD - FOCUS II Stufenheck (DA_) 04/05→</b>							
<b>Bremssattel</b>							
1.6	74	04/05→09/12	←	☐; → 02/11		24.3571-9814.5 240558	ATE Ø 57 - Halter
1.6 TDCi	66	04/05→09/12	→	☐; → 02/11		11.9387-7015.2 220627	ATE Ø 38 - Halter
1.6 TDCi	74	04/05→09/12	→	☐; → 02/11		11.9387-7016.2 220628	ATE Ø 38 - Halter
1.6 TDCi	80	04/05→09/12	→	☐; → 02/11			
1.6 Ti	85	04/05→09/12	→	☐; → 02/11			
1.8	92	03/06→09/12					
1.8 Flexifuel	92	06/06→07/11					
1.8 TDCi	85	04/05→09/12					
2.0	104	02/08→					
2.0	107	04/05→07/11					
2.0 TDCi	81	02/08→07/11					
2.0 TDCi	100	04/05→09/12					
1.8 Flexifuel	96	12/05→01/08	←	☐; 01/06→		24.3571-9813.5 240557	ATE Ø 57 - Halter
			←	☐; 01/06→		24.3571-9814.5 240558	ATE Ø 57 - Halter
			→	☐; 01/06→		11.9387-7015.2 220627	ATE Ø 38 - Halter
			→	☐; 01/06→		11.9387-7016.2 220628	ATE Ø 38 - Halter
<b>Halter, Bremssattel</b>							
1.4	59	04/05→09/12	←	→ 02/11		11.0230-0736.1 260132	ATE
1.6	74	04/05→09/12					
1.6 TDCi	66	04/05→09/12					
1.6 TDCi	74	04/05→09/12					
1.6 TDCi	80	04/05→09/12					
1.6 Ti	85	04/05→09/12					
1.8	92	03/06→09/12					
1.8 Flexifuel	92	06/06→07/11					
1.8 Flexifuel	96	12/05→01/08	←	01/06→		11.0230-0736.1 260132	ATE
1.8 TDCi	85	04/05→09/12	←	→ 02/11		11.0230-0818.1 260135	ATE
2.0	104	02/08→					
2.0	107	04/05→07/11	→	→ 02/11		11.0230-0698.2 260091	ATE
2.0 TDCi	81	02/08→07/11					
2.0 TDCi	100	04/05→09/12					
<b>Feder, Bremssattel</b>							
1.4	59	04/05→09/12	←	→ 02/11	2	11.8116-0356.1 390586	ATE
1.6	74	04/05→09/12	→	→ 02/11	2	11.8116-0340.1 390595	ATE
1.6 TDCi	66	04/05→09/12	→	→ 02/11			
1.6 TDCi	74	04/05→09/12					
1.6 TDCi	80	04/05→09/12					
1.6 Ti	85	04/05→09/12					
1.8	92	03/06→09/12					
1.8 Flexifuel	92	06/06→07/11					
1.8 TDCi	85	04/05→09/12					
2.0	104	02/08→					
2.0	107	04/05→07/11					
2.0 TDCi	81	02/08→07/11					
2.0 TDCi	100	04/05→09/12					
1.8 Flexifuel	96	12/05→01/08	←	01/06→	2	11.8116-0356.1 390586	ATE
			→	01/06→	2	11.8116-0340.1 390595	ATE
<b>Führungshülzensatz, Bremssattel</b>							
1.4	59	04/05→09/12	←	→ 02/11		11.0101-5407.2 260011	ATE
1.6	74	04/05→09/12	→	→ 02/11		11.0101-5407.2 260011	ATE
1.6 TDCi	66	04/05→09/12	→	→ 02/11			
1.6 TDCi	74	04/05→09/12					
1.6 TDCi	80	04/05→09/12					
1.6 Ti	85	04/05→09/12					
1.8	92	03/06→09/12					
1.8 Flexifuel	92	06/06→07/11					
1.8 TDCi	85	04/05→09/12					
2.0	104	02/08→					
2.0	107	04/05→07/11					
2.0 TDCi	81	02/08→07/11					
2.0 TDCi	100	04/05→09/12					
1.8 Flexifuel	96	12/05→01/08	←	01/06→		11.0101-5407.2 260011	ATE
			→	01/06→		11.0101-5407.2 260011	ATE
<b>Führungsbolzen, Bremssattel</b>							
1.4	59	04/05→09/12		→ 02/11		11.8171-0008.1 990049	ATE
1.6	74	04/05→09/12					
1.6 TDCi	66	04/05→09/12					
1.6 TDCi	74	04/05→09/12					
1.6 TDCi	80	04/05→09/12					
1.6 Ti	85	04/05→09/12					
1.8	92	03/06→09/12					
1.8 Flexifuel	92	06/06→07/11					
1.8 TDCi	85	04/05→09/12					

**FORD - FOCUS II Stufenheck (DA\_) 04/05→**

**Führungsbolzen, Bremsattel**

2.0	104	02/08→		→ 02/11		11.8171-0008.1	990049	ATE
2.0	107	04/05→07/11						
2.0 TDCi	81	02/08→07/11						
2.0 TDCi	100	04/05→09/12						
1.8 Flexifuel	96	12/05→01/08		01/06→		11.8171-0008.1	990049	ATE

**Bremsschlauch**

1.4	59	04/05→09/12	←	→ 02/11	2	83.7716-0397.3	330790	L= 395			
			→	→ 02/11; Scheibenbremse; - eFSB	2	24.5124-0420.3	331276	L= 420			
			→	→ 02/11; Scheibenbremse; + eFSB	2	83.7714-0391.3	330980	L= 390			
			→	→ 02/11; Trommelbremse	2	83.7788-0382.3	330971	L= 380			
			→	→ 02/11; Scheibenbremse; Kombi	2	83.7788-0409.3	330981	L= 410			
1.6 1.6 TDCi 1.6 TDCi 1.6 TDCi 1.6 Ti 1.8 1.8 Flexifuel 1.8 TDCi 2.0 2.0 TDCi 2.0 TDCi	74 66 74 80 85 92 92 85 104 107 81 100	04/05→09/12	←	→ 02/11	2	83.7716-0397.3	330790	L= 395			
			→	→ 02/11; - eFSB	2	24.5124-0420.3	331276	L= 420			
			→	→ 02/11; + eFSB	2	83.7714-0391.3	330980	L= 390			
			→	→ 02/11; Kombi	2	83.7788-0409.3	330981	L= 410			
			1.8 Flexifuel	96	12/05→01/08	←	01/06→	2	83.7716-0397.3	330790	L= 395
						→	01/06→; - eFSB	2	24.5124-0420.3	331276	L= 420
						→	01/06→; + eFSB	2	83.7714-0391.3	330980	L= 390
						→	01/06→; Kombi	2	83.7788-0409.3	330981	L= 410








**FORD - FOCUS III 07/10→**








**Bremssattel**

1.0 EcoBoost	74	02/12→	←	☐		24.3571-9813.5	240557	ATE Ø 57 - Halter
1.0 EcoBoost	92	02/12→	←	☐		24.3571-9814.5	240558	ATE Ø 57 - Halter
1.5 EcoBoost	110	09/14→	→	☐; → 05/17		11.9387-7084.2	220960	ATE Ø 38 - Halter
1.5 TDCi	70	09/14→	→	☐; → 05/17		11.9387-7099.2	221053	ATE Ø 38 - Halter
1.5 TDCi	88	09/14→						
1.5 TDCi ECONetic	77	09/14→						
1.6 Flexifuel	110	07/13→						
1.6 TDCi ECONetic	77	05/12→						
2.0 TDCi	110	11/14→						
2.0 TDCi ST	136	11/14→						
2.0 Ti-GDi	125	08/11→						
1.6 EcoBoost	110	07/10→	←	☐; 03/11→		24.3571-9813.5	240557	ATE Ø 57 - Halter
1.6 EcoBoost	134	07/10→	←	☐; 03/11→		24.3571-9814.5	240558	ATE Ø 57 - Halter
1.6 Flexifuel	88	07/10→	→	☐; 03/11→ 05/17		11.9387-7084.2	220960	ATE Ø 38 - Halter
1.6 TDCi	70	07/10→	→	☐; 03/11→ 05/17		11.9387-7099.2	221053	ATE Ø 38 - Halter
1.6 TDCi	85	07/10→						
1.6 Ti	77	07/10→						
1.6 Ti	92	07/10→						
2.0 TDCi	85	07/10→						
2.0 TDCi	100	07/10→						
2.0 TDCi	103	07/10→						
2.0 TDCi	120	07/10→						
1.6 LPG	86	02/12→	←	☐		24.3571-9813.5	240557	ATE Ø 57 - Halter
1.6 LPG	88	02/12→	←	☐		24.3571-9814.5	240558	ATE Ø 57 - Halter
1.6 Ti	63	08/11→	→	☐; → 05/17		11.9387-7084.2	220960	ATE Ø 38 - Halter
1.6 Ti	88	02/12→	→	☐; → 05/17		11.9387-7099.2	221053	ATE Ø 38 - Halter
2.0	110	10/13→	→	☐; → 05/17		11.9387-7084.2	220960	ATE Ø 38 - Halter
Electric	107	07/13→	→	☐; → 05/17		11.9387-7099.2	221053	ATE Ø 38 - Halter
2.0 ST	184	07/12→	→	☐; → 05/17		11.9387-7084.2	220960	ATE Ø 38 - Halter
2.3 RS AWD	257	07/15→	→	☐; → 05/17		11.9387-7099.2	221053	ATE Ø 38 - Halter

**Feder, Bremsattel**

1.0 EcoBoost	74	02/12→		→ 05/17	2	11.8116-0340.1	390595	ATE
1.0 EcoBoost	92	02/12→			2	11.8116-0356.1	390586	ATE
1.5 EcoBoost	110	09/14→						
1.5 EcoBoost	134	09/14→						
1.5 TDCi	70	09/14→						
1.5 TDCi	88	09/14→						
1.5 TDCi ECONetic	77	09/14→						
1.6 Flexifuel	110	07/13→						
1.6 LPG	86	02/12→						
1.6 LPG	88	02/12→						

	kW			 	! #		
<b>FORD - FOCUS III 07/10→</b>							
<b>Feder, Bremssattel</b>							
1.6 TDCi ECONetic	77	05/12→		→ 05/17	2	11.8116-0340.1 390595	ATE
1.6 Ti	63	08/11→			2	11.8116-0356.1 390586	ATE
1.6 Ti	88	02/12→					
2.0	110	10/13→					
2.0 TDCi	110	11/14→					
2.0 TDCi ST	136	11/14→					
2.0 Ti-GDi	125	08/11→					
Electric	107	07/13→					
1.6 EcoBoost	110	07/10→		03/11→ 05/17	2	11.8116-0340.1 390595	ATE
1.6 EcoBoost	134	07/10→			2	11.8116-0356.1 390586	ATE
1.6 Flexifuel	88	07/10→		03/11→			
1.6 TDCi	70	07/10→					
1.6 TDCi	85	07/10→					
1.6 Ti	77	07/10→					
1.6 Ti	92	07/10→					
2.0 TDCi	85	07/10→					
2.0 TDCi	100	07/10→					
2.0 TDCi	103	07/10→					
2.0 TDCi	120	07/10→					
2.0 ST	184	07/12→		→ 05/17	2	11.8116-0340.1 390595	ATE
2.3 RS AWD	257	07/15→					
<b>Führungshülzensatz, Bremssattel</b>							
1.0 EcoBoost	74	02/12→	←			11.0101-5407.2 260011	ATE
1.0 EcoBoost	92	02/12→		→ 05/17		11.0101-5407.2 260011	ATE
1.5 EcoBoost	110	09/14→	→				
1.5 EcoBoost	134	09/14→					
1.5 TDCi	70	09/14→					
1.5 TDCi	88	09/14→					
1.5 TDCi ECONetic	77	09/14→					
1.6 Flexifuel	110	07/13→					
1.6 LPG	86	02/12→					
1.6 LPG	88	02/12→					
1.6 TDCi ECONetic	77	05/12→					
1.6 Ti	63	08/11→					
1.6 Ti	88	02/12→					
2.0	110	10/13→					
2.0 ST	184	07/12→					
2.0 TDCi	110	11/14→					
2.0 TDCi ST	136	11/14→					
2.0 Ti-GDi	125	08/11→					
Electric	107	07/13→					
1.6 EcoBoost	110	07/10→	←	03/11→		11.0101-5407.2 260011	ATE
1.6 EcoBoost	134	07/10→				11.0101-5407.2 260011	ATE
1.6 Flexifuel	88	07/10→	→	03/11→ 05/17			
1.6 TDCi	70	07/10→					
1.6 TDCi	85	07/10→					
1.6 Ti	77	07/10→					
1.6 Ti	92	07/10→					
2.0 TDCi	85	07/10→					
2.0 TDCi	100	07/10→					
2.0 TDCi	103	07/10→					
2.0 TDCi	120	07/10→					
2.3 RS AWD	257	07/15→	→	→ 05/17		11.0101-5407.2 260011	ATE
<b>Führungsbolzen, Bremssattel</b>							
1.0 EcoBoost	74	02/12→		→ 05/17		11.8171-0008.1 990049	ATE
1.0 EcoBoost	92	02/12→				11.8171-0008.1 990049	ATE
1.5 EcoBoost	110	09/14→					
1.5 EcoBoost	134	09/14→					
1.5 TDCi	70	09/14→					
1.5 TDCi	88	09/14→					
1.5 TDCi ECONetic	77	09/14→					
1.6 Flexifuel	110	07/13→					
1.6 LPG	86	02/12→					
1.6 LPG	88	02/12→					
1.6 TDCi ECONetic	77	05/12→					
1.6 Ti	63	08/11→					
1.6 Ti	88	02/12→					
2.0	110	10/13→					
2.0 ST	184	07/12→					
2.0 TDCi	110	11/14→					
2.0 TDCi ST	136	11/14→					
2.0 Ti-GDi	125	08/11→					
Electric	107	07/13→					
1.6 EcoBoost	110	07/10→		03/11→		11.8171-0008.1 990049	ATE
1.6 EcoBoost	134	07/10→				11.8171-0008.1 990049	ATE
1.6 Flexifuel	88	07/10→		03/11→ 05/17			
1.6 TDCi	70	07/10→					
1.6 TDCi	85	07/10→					
1.6 Ti	77	07/10→					
1.6 Ti	92	07/10→					
↓							

	kw			 	! #		
<b>FORD - FOCUS III 07/10→</b>							
<b>Führungsbolzen, Bremsattel</b>							
2.0 TDCi	85	07/10→		03/11→		11.8171-0008.1 990049	ATE
2.0 TDCi	100	07/10→		03/11→ 05/17		11.8171-0008.1 990049	ATE
2.0 TDCi	103	07/10→					
2.0 TDCi	120	07/10→					
2.3 RS AWD	257	07/15→		→ 05/17		11.8171-0008.1 990049	ATE
<b>Bremsschlauch</b>							
1.0 EcoBoost	74	02/12→	➔	Scheibenbremse; + Limousine	2	24.5140-0420.3 331503	L= 420
1.0 EcoBoost	92	02/12→					
1.5 EcoBoost	110	09/14→					
1.5 EcoBoost	134	09/14→					
1.5 TDCi	70	09/14→					
1.5 TDCi	88	09/14→					
1.5 TDCi ECONetic	77	09/14→					
1.6 Flexifuel	110	07/13→					
1.6 LPG	86	02/12→					
1.6 LPG	88	02/12→					
1.6 TDCi ECONetic	77	05/12→					
1.6 Ti	63	08/11→					
1.6 Ti	88	02/12→					
2.0	110	10/13→					
2.0 ST	184	07/12→					
2.0 TDCi	110	11/14→					
2.0 TDCi ST	136	11/14→					
2.0 Ti-GDi	125	08/11→					
Electric	107	07/13→					
1.6 EcoBoost	110	07/10→	➔	03/11→; Scheibenbremse; + Limousine	2	24.5140-0420.3 331503	L= 420
1.6 EcoBoost	134	07/10→					
1.6 Flexifuel	88	07/10→					
1.6 TDCi	70	07/10→					
1.6 TDCi	85	07/10→					
1.6 Ti	77	07/10→					
1.6 Ti	92	07/10→					
2.0 TDCi	85	07/10→					
2.0 TDCi	100	07/10→					
2.0 TDCi	103	07/10→					
2.0 TDCi	120	07/10→					
2.3 RS AWD	257	07/15→	➔		2	24.5140-0420.3 331503	L= 420
<b>FORD - FOCUS III Kasten 02/12→</b>							
<b>Bremssattel</b>							
1.0 EcoBoost	74	02/12→	←	☐		24.3571-9813.5 240557	ATE Ø 57 - Halter
1.0 EcoBoost	92	02/12→	←	☐		24.3571-9814.5 240558	ATE Ø 57 - Halter
1.5 EcoBoost	110	09/14→	←	☐			
1.5 EcoBoost	134	09/14→	➔	☐; → 05/17		11.9387-7084.2 220960	ATE Ø 38 - Halter
1.5 TDCi	70	09/14→	➔	☐; → 05/17		11.9387-7099.2 221053	ATE Ø 38 - Halter
1.5 TDCi	88	09/14→	➔	☐; → 05/17			
1.5 TDCi ECONetic	77	09/14→					
2.0 TDCi	110	11/14→					
<b>Feder, Bremssattel</b>							
1.0 EcoBoost	74	02/12→		→ 05/17	2	11.8116-0340.1 390595	ATE
1.0 EcoBoost	92	02/12→					
1.5 EcoBoost	110	09/14→			2	11.8116-0356.1 390586	ATE
1.5 EcoBoost	134	09/14→					
1.5 TDCi	70	09/14→					
1.5 TDCi	88	09/14→					
1.5 TDCi ECONetic	77	09/14→					
2.0 TDCi	110	11/14→					
<b>Führungshülzensatz, Bremssattel</b>							
1.0 EcoBoost	74	02/12→	←			11.0101-5407.2 260011	ATE
1.0 EcoBoost	92	02/12→	←				
1.5 EcoBoost	110	09/14→	➔	→ 05/17		11.0101-5407.2 260011	ATE
1.5 EcoBoost	134	09/14→					
1.5 TDCi	70	09/14→					
1.5 TDCi	88	09/14→					
1.5 TDCi ECONetic	77	09/14→					
2.0 TDCi	110	11/14→					
<b>Führungsbolzen, Bremssattel</b>							
1.0 EcoBoost	74	02/12→		→ 05/17		11.8171-0008.1 990049	ATE
1.0 EcoBoost	92	02/12→				11.8171-0008.1 990049	ATE
1.5 EcoBoost	110	09/14→					
1.5 EcoBoost	134	09/14→					
1.5 TDCi	70	09/14→					
1.5 TDCi	88	09/14→					
1.5 TDCi ECONetic	77	09/14→					
2.0 TDCi	110	11/14→					
↓							





**FORD - FOCUS III Kasten 02/12→**

 **Bremsschlauch**

1.0 EcoBoost	74	02/12→	➔	Scheibenbremse; + Limousine	2	24.5140-0420.3	331503	L= 420
1.0 EcoBoost	92	02/12→						
1.5 EcoBoost	110	09/14→						
1.5 EcoBoost	134	09/14→						
1.5 TDCi	70	09/14→						
1.5 TDCi	88	09/14→						
1.5 TDCi ECONetic	77	09/14→						
2.0 TDCi	110	11/14→						

**FORD - FOCUS III Kasten/Schrägheck 01/11→**

 **Bremssattel**








1.0 EcoBoost	74	02/12→	←			24.3571-9813.5	240557	ATE Ø 57 - Halter
1.0 EcoBoost	92	02/12→						
1.5 EcoBoost	110	09/14→	←			24.3571-9814.5	240558	ATE Ø 57 - Halter
1.5 EcoBoost	134	09/14→						
1.5 TDCi	70	09/14→	➔	☐; → 05/17		11.9387-7084.2	220960	ATE Ø 38 - Halter
1.5 TDCi	88	09/14→	➔	☐; → 05/17		11.9387-7099.2	221053	ATE Ø 38 - Halter
1.5 TDCi ECONetic	77	09/14→						
2.0 TDCi	110	11/14→						
1.6 EcoBoost	110	11/11→06/14	←	☐		24.3571-9813.5	240557	ATE Ø 57 - Halter
1.6 EcoBoost	134	11/11→06/14	←	☐		24.3571-9814.5	240558	ATE Ø 57 - Halter
			➔	☐		11.9387-7084.2	220960	ATE Ø 38 - Halter
			➔	☐		11.9387-7099.2	221053	ATE Ø 38 - Halter
1.6 TDCi	85	02/12→	←	☐		24.3571-9813.5	240557	ATE Ø 57 - Halter
			←	☐		24.3571-9814.5	240558	ATE Ø 57 - Halter
			➔	☐; → 05/17		11.9387-7084.2	220960	ATE Ø 38 - Halter
			➔	☐; → 05/17		11.9387-7099.2	221053	ATE Ø 38 - Halter
1.6 Ti	77	01/11→	←	☐; 03/11→		24.3571-9813.5	240557	ATE Ø 57 - Halter
			←	☐; 03/11→		24.3571-9814.5	240558	ATE Ø 57 - Halter
			➔	☐; 03/11→ 05/17		11.9387-7084.2	220960	ATE Ø 38 - Halter
			➔	☐; 03/11→ 05/17		11.9387-7099.2	221053	ATE Ø 38 - Halter
2.0 TDCi	85	01/11→06/14	←	☐; 03/11→		24.3571-9813.5	240557	ATE Ø 57 - Halter
2.0 TDCi	103	01/11→06/14	←	☐; 03/11→		24.3571-9814.5	240558	ATE Ø 57 - Halter
			➔	☐; 03/11→		11.9387-7084.2	220960	ATE Ø 38 - Halter
			➔	☐; 03/11→		11.9387-7099.2	221053	ATE Ø 38 - Halter








**Feder, Bremssattel**










1.0 EcoBoost	74	02/12→			2	11.8116-0340.1	390595	ATE
1.0 EcoBoost	92	02/12→		→ 05/17				
1.5 EcoBoost	110	09/14→			2	11.8116-0356.1	390586	ATE
1.5 EcoBoost	134	09/14→						
1.5 TDCi	70	09/14→						
1.5 TDCi	88	09/14→						
1.5 TDCi ECONetic	77	09/14→						
1.6 TDCi	85	02/12→						
2.0 TDCi	110	11/14→						
1.6 EcoBoost	110	11/11→06/14			2	11.8116-0340.1	390595	ATE
1.6 EcoBoost	134	11/11→06/14				11.8116-0356.1	390586	ATE
1.6 Ti	77	01/11→		03/11→ 05/17	2	11.8116-0340.1	390595	ATE
				03/11→	2	11.8116-0356.1	390586	ATE
2.0 TDCi	85	01/11→06/14		03/11→	2	11.8116-0340.1	390595	ATE
2.0 TDCi	103	01/11→06/14				11.8116-0356.1	390586	ATE








**Führungshülzensatz, Bremssattel**























1.0 EcoBoost	74	02/12→	←			11.0101-5407.2	260011	ATE
1.0 EcoBoost	92	02/12→						
1.5 EcoBoost	110	09/14→	➔	→ 05/17		11.0101-5407.2	260011	ATE
1.5 EcoBoost	134	09/14→						
1.5 TDCi	70	09/14→						
1.5 TDCi	88	09/14→						
1.5 TDCi ECONetic	77	09/14→						
1.6 TDCi	85	02/12→						
2.0 TDCi	110	11/14→						
1.6 EcoBoost	110	11/11→06/14	←			11.0101-5407.2	260011	ATE
1.6 EcoBoost	134	11/11→06/14	➔			11.0101-5407.2	260011	ATE
1.6 Ti	77	01/11→	←	03/11→		11.0101-5407.2	260011	ATE
			➔	03/11→ 05/17		11.0101-5407.2	260011	ATE
↓								








	kw			 	! #		
<b>FORD - FOCUS III Kasten/Schrägheck 01/11→</b>							
<b>Führungshülzensatz, Bremsattel</b>							
2.0 TDCi	85	01/11→06/14	←	03/11→		11.0101-5407.2 260011	ATE
2.0 TDCi	103	01/11→06/14	→	03/11→		11.0101-5407.2 260011	ATE
<b>Führungsbolzen, Bremsattel</b>							
1.0 EcoBoost	74	02/12→		→ 05/17		11.8171-0008.1 990049	ATE
1.0 EcoBoost	92	02/12→				11.8171-0008.1 990049	ATE
1.5 EcoBoost	110	09/14→					
1.5 EcoBoost	134	09/14→					
1.5 TDCi	70	09/14→					
1.5 TDCi	88	09/14→					
1.5 TDCi ECONetic	77	09/14→					
1.6 TDCi	85	02/12→					
2.0 TDCi	110	11/14→					
1.6 EcoBoost	110	11/11→06/14				11.8171-0008.1 990049	ATE
1.6 EcoBoost	134	11/11→06/14					
1.6 Ti	77	01/11→		03/11→		11.8171-0008.1 990049	ATE
				03/11→ 05/17		11.8171-0008.1 990049	ATE
2.0 TDCi	85	01/11→06/14		03/11→		11.8171-0008.1 990049	ATE
2.0 TDCi	103	01/11→06/14					
<b>Bremsschlauch</b>							
1.0 EcoBoost	74	02/12→	→	Scheibenbremse; + Limousine	2	24.5140-0420.3 331503	L= 420
1.0 EcoBoost	92	02/12→					
1.5 EcoBoost	110	09/14→					
1.5 EcoBoost	134	09/14→					
1.5 TDCi	70	09/14→					
1.5 TDCi	88	09/14→					
1.5 TDCi ECONetic	77	09/14→					
1.6 EcoBoost	110	11/11→06/14					
1.6 EcoBoost	134	11/11→06/14					
1.6 TDCi	85	02/12→					
2.0 TDCi	110	11/14→					
1.6 Ti	77	01/11→	→	03/11→; Scheibenbremse; + Limousine	2	24.5140-0420.3 331503	L= 420
2.0 TDCi	85	01/11→06/14					
2.0 TDCi	103	01/11→06/14					
<b>FORD - FOCUS III Stufenheck 07/10→</b>							
<b>Bremssattel</b>							
1.0 EcoBoost	74	02/12→	←	☐		24.3571-9813.5 240557	ATE Ø 57 - Halter
1.0 EcoBoost	92	02/12→					
1.5 EcoBoost	110	11/14→	←	☐		24.3571-9814.5 240558	ATE Ø 57 - Halter
1.5 EcoBoost	134	11/14→					
1.5 TDCi	70	11/14→	→	☐; → 05/17		11.9387-7084.2 220960	ATE Ø 38 - Halter
1.5 TDCi	88	11/14→	→	☐; → 05/17		11.9387-7099.2 221053	ATE Ø 38 - Halter
1.5 TDCi ECONetic	77	11/14→					
1.6 Flexifuel	110	07/13→					
1.6 TDCi	77	05/12→					
2.0 GDi	125	08/11→					
2.0 TDCi	110	11/14→					
1.6 EcoBoost	110	07/10→	←	☐; 03/11→		24.3571-9813.5 240557	ATE Ø 57 - Halter
1.6 EcoBoost	134	07/10→	←	☐; 03/11→		24.3571-9814.5 240558	ATE Ø 57 - Halter
1.6 Flexifuel	88	07/10→					
1.6 TDCi	70	07/10→	→	☐; 03/11→ 05/17		11.9387-7084.2 220960	ATE Ø 38 - Halter
1.6 TDCi	85	07/10→	→	☐; 03/11→ 05/17		11.9387-7099.2 221053	ATE Ø 38 - Halter
1.6 Ti	77	07/10→					
1.6 Ti	92	07/10→					
2.0 TDCi	85	07/10→					
2.0 TDCi	100	07/10→					
2.0 TDCi	103	07/10→					
2.0 TDCi	120	07/10→					
1.6 Ti	63	08/11→	←	☐		24.3571-9813.5 240557	ATE Ø 57 - Halter
2.0	110	10/13→	←	☐		24.3571-9814.5 240558	ATE Ø 57 - Halter
			→	☐; → 05/17		11.9387-7084.2 220960	ATE Ø 38 - Halter
			→	☐; → 05/17		11.9387-7099.2 221053	ATE Ø 38 - Halter
<b>Feder, Bremsattel</b>							
1.0 EcoBoost	74	02/12→		→ 05/17	2	11.8116-0340.1 390595	ATE
1.0 EcoBoost	92	02/12→			2	11.8116-0356.1 390586	ATE
1.5 EcoBoost	110	11/14→					
1.5 EcoBoost	134	11/14→					
1.5 TDCi	70	11/14→					
1.5 TDCi	88	11/14→					
1.5 TDCi ECONetic	77	11/14→					
1.6 Flexifuel	110	07/13→					
1.6 TDCi	77	05/12→					
1.6 Ti	63	08/11→					
2.0	110	10/13→					












	kW			 	! #		
<b>FORD - FOCUS III Stufenheck 07/10→</b>							
<b>Feder, Bremssattel</b>							
2.0 GDi	125	08/11→		→ 05/17	2	11.8116-0340.1 390595	ATE
2.0 TDCi	110	11/14→			2	11.8116-0356.1 390586	ATE
1.6 EcoBoost	110	07/10→		03/11→ 05/17	2	11.8116-0340.1 390595	ATE
1.6 EcoBoost	134	07/10→					
1.6 Flexifuel	88	07/10→		03/11→	2	11.8116-0356.1 390586	ATE
1.6 TDCi	70	07/10→					
1.6 TDCi	85	07/10→					
1.6 Ti	77	07/10→					
1.6 Ti	92	07/10→					
2.0 TDCi	85	07/10→					
2.0 TDCi	100	07/10→					
2.0 TDCi	103	07/10→					
2.0 TDCi	120	07/10→					
<b>Führungshülzensatz, Bremssattel</b>							
1.0 EcoBoost	74	02/12→	←			11.0101-5407.2 260011	ATE
1.0 EcoBoost	92	02/12→					
1.5 EcoBoost	110	11/14→	→	→ 05/17		11.0101-5407.2 260011	ATE
1.5 EcoBoost	134	11/14→					
1.5 TDCi	70	11/14→					
1.5 TDCi	88	11/14→					
1.5 TDCi ECONetic	77	11/14→					
1.6 Flexifuel	110	07/13→					
1.6 TDCi	77	05/12→					
1.6 Ti	63	08/11→					
2.0	110	10/13→					
2.0 GDi	125	08/11→					
2.0 TDCi	110	11/14→					
1.6 EcoBoost	110	07/10→	←	03/11→		11.0101-5407.2 260011	ATE
1.6 EcoBoost	134	07/10→					
1.6 Flexifuel	88	07/10→	→	03/11→ 05/17		11.0101-5407.2 260011	ATE
1.6 TDCi	70	07/10→					
1.6 TDCi	85	07/10→					
1.6 Ti	77	07/10→					
1.6 Ti	92	07/10→					
2.0 TDCi	85	07/10→					
2.0 TDCi	100	07/10→					
2.0 TDCi	103	07/10→					
2.0 TDCi	120	07/10→					
<b>Führungsbolzen, Bremssattel</b>							
1.0 EcoBoost	74	02/12→		→ 05/17		11.8171-0008.1 990049	ATE
1.0 EcoBoost	92	02/12→					
1.5 EcoBoost	110	11/14→				11.8171-0008.1 990049	ATE
1.5 EcoBoost	134	11/14→					
1.5 TDCi	70	11/14→					
1.5 TDCi	88	11/14→					
1.5 TDCi ECONetic	77	11/14→					
1.6 Flexifuel	110	07/13→					
1.6 TDCi	77	05/12→					
1.6 Ti	63	08/11→					
2.0	110	10/13→					
2.0 GDi	125	08/11→					
2.0 TDCi	110	11/14→					
1.6 EcoBoost	110	07/10→		03/11→		11.8171-0008.1 990049	ATE
1.6 EcoBoost	134	07/10→					
1.6 Flexifuel	88	07/10→		03/11→ 05/17		11.8171-0008.1 990049	ATE
1.6 TDCi	70	07/10→					
1.6 TDCi	85	07/10→					
1.6 Ti	77	07/10→					
1.6 Ti	92	07/10→					
2.0 TDCi	85	07/10→					
2.0 TDCi	100	07/10→					
2.0 TDCi	103	07/10→					
2.0 TDCi	120	07/10→					
<b>Bremsschlauch</b>							
1.0 EcoBoost	74	02/12→	→	Scheibenbremse; + Limousine	2	24.5140-0420.3 331503	L= 420
1.0 EcoBoost	92	02/12→					
1.5 EcoBoost	110	11/14→					
1.5 EcoBoost	134	11/14→					
1.5 TDCi	70	11/14→					
1.5 TDCi	88	11/14→					
1.5 TDCi ECONetic	77	11/14→					
1.6 Flexifuel	110	07/13→					
1.6 TDCi	77	05/12→					
1.6 Ti	63	08/11→					
2.0	110	10/13→					
2.0 GDi	125	08/11→					
2.0 TDCi	110	11/14→					
1.6 EcoBoost	110	07/10→	→	03/11→; Scheibenbremse; + Limousine	2	24.5140-0420.3 331503	L= 420
↓							

	kw			 	! #		
<b>FORD - FOCUS III Stufenheck 07/10→</b>							
 <b>Bremsschlauch</b>							
1.6 EcoBoost	134	07/10→	➔	03/11→; Scheibenbremse; + Limousine	2	24.5140-0420.3 331503	L= 420
1.6 Flexifuel	88	07/10→					
1.6 TDCi	70	07/10→					
1.6 TDCi	85	07/10→					
1.6 Ti	77	07/10→					
1.6 Ti	92	07/10→					
2.0 TDCi	85	07/10→					
2.0 TDCi	100	07/10→					
2.0 TDCi	103	07/10→					
2.0 TDCi	120	07/10→					
<b>FORD - FOCUS III Turnier 07/10→</b>							
 <b>Bremssattel</b>							
1.0 EcoBoost	74	02/12→	←	☐		24.3571-9813.5 240557	ATE Ø 57 - Halter
1.0 EcoBoost	92	02/12→					
1.5 EcoBoost	110	09/14→	←	☐		24.3571-9814.5 240558	ATE Ø 57 - Halter
1.5 EcoBoost	134	09/14→	➔	☐; → 05/17		11.9387-7084.2 220960	ATE Ø 38 - Halter
1.5 TDCi	70	09/14→					
1.5 TDCi	88	09/14→	➔	☐; → 05/17		11.9387-7099.2 221053	ATE Ø 38 - Halter
1.5 TDCi ECONetic	77	09/14→					
1.6 Flexifuel	110	07/13→					
1.6 TDCi ECONetic	77	05/12→					
2.0 TDCi	110	11/14→					
2.0 TDCi ST	136	11/14→					
1.6 EcoBoost	110	07/10→	←	☐; 03/11→		24.3571-9813.5 240557	ATE Ø 57 - Halter
1.6 EcoBoost	134	07/10→					
1.6 Flexifuel	88	07/10→	←	☐; 03/11→		24.3571-9814.5 240558	ATE Ø 57 - Halter
1.6 TDCi	70	07/10→	➔	☐; 03/11→ 05/17		11.9387-7084.2 220960	ATE Ø 38 - Halter
1.6 TDCi	85	07/10→					
1.6 Ti	77	07/10→	➔	☐; 03/11→ 05/17		11.9387-7099.2 221053	ATE Ø 38 - Halter
1.6 Ti	92	07/10→					
2.0 TDCi	85	07/10→					
2.0 TDCi	100	07/10→					
2.0 TDCi	103	07/10→					
2.0 TDCi	120	07/10→					
1.6 LPG	86	02/12→	←	☐		24.3571-9813.5 240557	ATE Ø 57 - Halter
1.6 LPG	88	02/12→					
1.6 Ti	63	08/11→	←	☐		24.3571-9814.5 240558	ATE Ø 57 - Halter
1.6 Ti	88	02/12→	➔	☐; → 05/17		11.9387-7084.2 220960	ATE Ø 38 - Halter
2.0	110	10/13→	➔	☐; → 05/17		11.9387-7099.2 221053	ATE Ø 38 - Halter
2.0 ST	184	07/12→	➔	☐; → 05/17		11.9387-7084.2 220960	ATE Ø 38 - Halter
			➔	☐; → 05/17		11.9387-7099.2 221053	ATE Ø 38 - Halter
2.0 Ti-GDi	125	07/10→	←	☐; 08/11→		24.3571-9813.5 240557	ATE Ø 57 - Halter
			←	☐; 08/11→		24.3571-9814.5 240558	ATE Ø 57 - Halter
			➔	☐; 08/11→ 05/17		11.9387-7084.2 220960	ATE Ø 38 - Halter
			➔	☐; 08/11→ 05/17		11.9387-7099.2 221053	ATE Ø 38 - Halter
<b>Feder, Bremssattel</b>							
1.0 EcoBoost	74	02/12→		→ 05/17	2	11.8116-0340.1 390595	ATE
1.0 EcoBoost	92	02/12→			2	11.8116-0356.1 390586	ATE
1.5 EcoBoost	110	09/14→					
1.5 EcoBoost	134	09/14→					
1.5 TDCi	70	09/14→					
1.5 TDCi	88	09/14→					
1.5 TDCi ECONetic	77	09/14→					
1.6 Flexifuel	110	07/13→					
1.6 LPG	86	02/12→					
1.6 LPG	88	02/12→					
1.6 TDCi ECONetic	77	05/12→					
1.6 Ti	63	08/11→					
1.6 Ti	88	02/12→					
2.0	110	10/13→					
2.0 TDCi	110	11/14→					
2.0 TDCi ST	136	11/14→					
1.6 EcoBoost	110	07/10→		03/11→ 05/17	2	11.8116-0340.1 390595	ATE
1.6 EcoBoost	134	07/10→			2	11.8116-0356.1 390586	ATE
1.6 Flexifuel	88	07/10→		03/11→			
1.6 TDCi	70	07/10→					
1.6 TDCi	85	07/10→					
1.6 Ti	77	07/10→					
1.6 Ti	92	07/10→					
2.0 TDCi	85	07/10→					
2.0 TDCi	100	07/10→					
2.0 TDCi	103	07/10→					
2.0 TDCi	120	07/10→					
2.0 ST	184	07/12→		→ 05/17	2	11.8116-0340.1 390595	ATE
↓							










	kW			 	! #		
<b>FORD - FOCUS III Turnier 07/10→</b>							
<b>Feder, Bremssattel</b>							
2.0 Ti-GDi	125	07/10→		08/11→ 05/17	2	11.8116-0340.1 390595	ATE
				08/11→	2	11.8116-0356.1 390586	ATE
<b>Führungshülzensatz, Bremssattel</b>							
1.0 EcoBoost	74	02/12→	←			11.0101-5407.2 260011	ATE
1.0 EcoBoost	92	02/12→					
1.5 EcoBoost	110	09/14→	→	→ 05/17		11.0101-5407.2 260011	ATE
1.5 EcoBoost	134	09/14→					
1.5 TDCi	70	09/14→					
1.5 TDCi	88	09/14→					
1.5 TDCi ECONetic	77	09/14→					
1.6 Flexifuel	110	07/13→					
1.6 LPG	86	02/12→					
1.6 LPG	88	02/12→					
1.6 TDCi ECONetic	77	05/12→					
1.6 Ti	63	08/11→					
1.6 Ti	88	02/12→					
2.0	110	10/13→					
2.0 ST	184	07/12→					
2.0 TDCi	110	11/14→					
2.0 TDCi ST	136	11/14→					
1.6 EcoBoost	110	07/10→	←	03/11→		11.0101-5407.2 260011	ATE
1.6 EcoBoost	134	07/10→					
1.6 Flexifuel	88	07/10→	→	03/11→ 05/17		11.0101-5407.2 260011	ATE
1.6 TDCi	70	07/10→					
1.6 TDCi	85	07/10→					
1.6 Ti	77	07/10→					
1.6 Ti	92	07/10→					
2.0 TDCi	85	07/10→					
2.0 TDCi	100	07/10→					
2.0 TDCi	103	07/10→					
2.0 TDCi	120	07/10→					
2.0 Ti-GDi	125	07/10→	←	08/11→		11.0101-5407.2 260011	ATE
			→	08/11→ 05/17		11.0101-5407.2 260011	ATE
<b>Führungsbolzen, Bremssattel</b>							
1.0 EcoBoost	74	02/12→		→ 05/17		11.8171-0008.1 990049	ATE
1.0 EcoBoost	92	02/12→					
1.5 EcoBoost	110	09/14→				11.8171-0008.1 990049	ATE
1.5 EcoBoost	134	09/14→					
1.5 TDCi	70	09/14→					
1.5 TDCi	88	09/14→					
1.5 TDCi ECONetic	77	09/14→					
1.6 Flexifuel	110	07/13→					
1.6 LPG	86	02/12→					
1.6 LPG	88	02/12→					
1.6 TDCi ECONetic	77	05/12→					
1.6 Ti	63	08/11→					
1.6 Ti	88	02/12→					
2.0	110	10/13→					
2.0 ST	184	07/12→					
2.0 TDCi	110	11/14→					
2.0 TDCi ST	136	11/14→					
1.6 EcoBoost	110	07/10→		03/11→		11.8171-0008.1 990049	ATE
1.6 EcoBoost	134	07/10→					
1.6 Flexifuel	88	07/10→		03/11→ 05/17		11.8171-0008.1 990049	ATE
1.6 TDCi	70	07/10→					
1.6 TDCi	85	07/10→					
1.6 Ti	77	07/10→					
1.6 Ti	92	07/10→					
2.0 TDCi	85	07/10→					
2.0 TDCi	100	07/10→					
2.0 TDCi	103	07/10→					
2.0 TDCi	120	07/10→					
2.0 Ti-GDi	125	07/10→		08/11→		11.8171-0008.1 990049	ATE
				08/11→ 05/17		11.8171-0008.1 990049	ATE
<b>Bremsschlauch</b>							
1.0 EcoBoost	74	02/12→	→	Scheibenbremse; + Limousine	2	24.5140-0420.3 331503	L= 420
1.0 EcoBoost	92	02/12→					
1.5 EcoBoost	110	09/14→					
1.5 EcoBoost	134	09/14→					
1.5 TDCi	70	09/14→					
1.5 TDCi	88	09/14→					
1.5 TDCi ECONetic	77	09/14→					
1.6 Flexifuel	110	07/13→					
1.6 LPG	86	02/12→					
1.6 LPG	88	02/12→					
1.6 TDCi ECONetic	77	05/12→					
1.6 Ti	63	08/11→					








	kw			 	! #		
<b>FORD - FOCUS III Turnier 07/10→</b>							
<b>Bremsschlauch</b>							
1.6 Ti 2.0 2.0 ST 2.0 TDCi 2.0 TDCi ST	88 110 184 110 136	02/12→ 10/13→ 07/12→ 11/14→ 11/14→	➔	Scheibenbremse; + Limousine	2	24.5140-0420.3 331503	L= 420
1.6 EcoBoost 1.6 EcoBoost 1.6 Flexifuel 1.6 TDCi 1.6 TDCi 1.6 Ti 1.6 Ti 2.0 TDCi 2.0 TDCi 2.0 TDCi 2.0 TDCi	110 134 88 70 85 77 92 85 100 103 120	07/10→ 07/10→ 07/10→ 07/10→ 07/10→ 07/10→ 07/10→ 07/10→ 07/10→ 07/10→ 07/10→	➔	03/11→; Scheibenbremse; + Limousine	2	24.5140-0420.3 331503	L= 420
2.0 Ti-GDi	125	07/10→	➔	08/11→; Scheibenbremse; + Limousine	2	24.5140-0420.3 331503	L= 420
<b>FORD - FOCUS C-MAX 10/03→03/07</b>							
<b>Bremssattel</b>							
1.6 1.6 TDCi 1.6 TDCi 1.6 Ti 1.8 1.8 1.8 1.8 Flexifuel 1.8 TDCi 2.0 TDCi 2.0 TDCi	74 66 80 85 88 90 92 92 85 98 100	10/03→03/07 02/05→03/07 10/03→03/07 08/04→03/07 10/03→03/07 09/05→03/07 04/04→03/07 01/06→03/07 01/05→03/07 10/03→03/07 10/03→03/07	← ← ➔ ➔ ➔ ➔ ➔ ➔ ➔ ➔ ➔	          		24.3571-9813.5 240557 24.3571-9814.5 240558 11.9387-7015.2 220627 11.9387-7016.2 220628 11.9387-7016.2 220628 11.9387-7015.2 220627 11.9387-7015.2 220627 11.9387-7016.2 220628 11.9387-7016.2 220628	ATE Ø 57 - Halter ATE Ø 57 - Halter ATE Ø 38 - Halter ATE Ø 38 - Halter ATE Ø 57 - Halter ATE Ø 57 - Halter ATE Ø 38 - Halter ATE Ø 38 - Halter
2.0	107	03/04→03/07	← ← ➔ ➔	 ; 04/04→  ; 04/04→  ; 04/04→  ; 04/04→		24.3571-9813.5 240557 24.3571-9814.5 240558 11.9387-7015.2 220627 11.9387-7016.2 220628	ATE Ø 57 - Halter ATE Ø 57 - Halter ATE Ø 38 - Halter ATE Ø 38 - Halter
<b>Halter, Bremssattel</b>							
1.6 1.6 Ti 1.8 1.8 1.8 1.8 Flexifuel	74 85 88 90 92 92	10/03→03/07 08/04→03/07 10/03→03/07 09/05→03/07 04/04→03/07 01/06→03/07	← ← ← ← ← ←			11.0230-0736.1 260132 11.0230-0698.2 260091 11.0230-0818.1 260135 11.0230-0698.2 260091 11.0230-0818.1 260135 11.0230-0698.2 260091	ATE ATE ATE ATE ATE ATE
1.6 TDCi 1.6 TDCi	66 80	02/05→03/07 10/03→03/07	← ➔			11.0230-0736.1 260132 11.0230-0698.2 260091	ATE ATE
1.8 TDCi 2.0 TDCi 2.0 TDCi	85 98 100	01/05→03/07 10/03→03/07 10/03→03/07	← ← ➔			11.0230-0818.1 260135 11.0230-0698.2 260091 11.0230-0698.2 260091	ATE ATE ATE
2.0	107	03/04→03/07	← ➔	04/04→ 04/04→		11.0230-0818.1 260135 11.0230-0698.2 260091	ATE ATE
<b>Feder, Bremssattel</b>							
1.6 1.6 TDCi 1.6 TDCi 1.6 Ti 1.8 1.8 1.8 1.8 Flexifuel 1.8 TDCi 2.0 TDCi 2.0 TDCi	74 66 80 85 88 90 92 92 85 98 100	10/03→03/07 02/05→03/07 10/03→03/07 08/04→03/07 10/03→03/07 09/05→03/07 04/04→03/07 01/06→03/07 01/05→03/07 10/03→03/07 10/03→03/07	← ➔ ➔ ➔ ➔ ➔ ➔ ➔ ➔ ➔ ➔			2 11.8116-0356.1 390586 2 11.8116-0340.1 390595 2 11.8116-0356.1 390586 2 11.8116-0340.1 390595	ATE ATE ATE ATE
2.0	107	03/04→03/07	← ➔	04/04→ 04/04→		2 11.8116-0356.1 390586 2 11.8116-0340.1 390595	ATE ATE
<b>Führungshülzensatz, Bremssattel</b>							
1.6 1.6 TDCi 1.6 TDCi 1.6 Ti 1.8 1.8 1.8 1.8 Flexifuel	74 66 80 85 88 90 92 92	10/03→03/07 02/05→03/07 10/03→03/07 08/04→03/07 10/03→03/07 09/05→03/07 04/04→03/07 01/06→03/07	← ➔ ➔ ➔ ➔ ➔ ➔ ➔			11.0101-5407.2 260011 11.0101-5407.2 260011	ATE ATE

	kw			 	! #		
<b>FORD - FOCUS C-MAX 10/03→03/07</b>							
<b>Führungshülzensatz, Bremssattel</b>							
1.8 TDCi	85	01/05→03/07	←			11.0101-5407.2 260011	ATE
2.0 TDCi	98	10/03→03/07	→			11.0101-5407.2 260011	ATE
2.0 TDCi	100	10/03→03/07	→			11.0101-5407.2 260011	ATE
2.0	107	03/04→03/07	←	04/04→		11.0101-5407.2 260011	ATE
			→	04/04→		11.0101-5407.2 260011	ATE
<b>Führungsbolzen, Bremssattel</b>							
1.6	74	10/03→03/07				11.8171-0008.1 990049	ATE
1.6 TDCi	66	02/05→03/07					
1.6 TDCi	80	10/03→03/07					
1.6 Ti	85	08/04→03/07					
1.8	88	10/03→03/07					
1.8	90	09/05→03/07					
1.8	92	04/04→03/07					
1.8 Flexifuel	92	01/06→03/07					
1.8 TDCi	85	01/05→03/07					
2.0 TDCi	98	10/03→03/07					
2.0 TDCi	100	10/03→03/07					
2.0	107	03/04→03/07		04/04→		11.8171-0008.1 990049	ATE
<b>Bremsschlauch</b>							
1.6	74	10/03→03/07	←		2	83.7716-0397.3 330790	L= 395
1.6 TDCi	66	02/05→03/07	→		2	24.5124-0420.3 331276	L= 420
1.6 TDCi	80	10/03→03/07	→		2	24.5167-0420.3 331278	L= 400
1.6 Ti	85	08/04→03/07	→	+ eFSB	2	83.7714-0391.3 330980	L= 390
1.8	88	10/03→03/07					
1.8	90	09/05→03/07					
1.8	92	04/04→03/07					
1.8 Flexifuel	92	01/06→03/07					
1.8 TDCi	85	01/05→03/07					
2.0 TDCi	98	10/03→03/07					
2.0 TDCi	100	10/03→03/07					
2.0	107	03/04→03/07	←	04/04→	2	83.7716-0397.3 330790	L= 395
			→	04/04→	2	24.5124-0420.3 331276	L= 420
			→	04/04→; + eFSB	2	24.5167-0420.3 331278	L= 400
						83.7714-0391.3 330980	L= 390
<b>FORD - FOCUS Kombi (DNW) 02/99→12/07</b>							
<b>Bremssattel</b>							
1.4 16V	55	02/99→11/04	←	☐; → 09/04		24.3541-8105.5 240485	ATE Ø 54 - Halter
1.6 16V	74	02/99→11/04	←	☐; → 09/04		24.3541-8106.5 240486	ATE Ø 54 - Halter
1.6 16V Flexifuel	75	01/02→11/04	←	☐; → 09/04		24.3344-1705.5 240273	TRW Ø 34 - Halter
1.8 16V	85	02/99→11/04	→	☐; → 09/04		24.3344-1706.5 240274	TRW Ø 34 - Halter
1.8 DI / TDDi	55	08/99→11/04	→	☐; → 09/04			
1.8 TDCi	74	08/02→11/04	→	☐; → 09/04			
1.8 TDCi	85	03/01→11/04	→	☐; → 09/04			
1.8 Turbo DI / TDDi	66	02/99→11/04	→	☐; → 09/04			
2.0 16V	96	02/99→11/04	→	☐; → 09/04			
1.8 BiFuel	82	02/03→01/05	←	☐		24.3541-8105.5 240485	ATE Ø 54 - Halter
			←	☐		24.3541-8106.5 240486	ATE Ø 54 - Halter
			→	☐		24.3344-1705.5 240273	TRW Ø 34 - Halter
			→	☐		24.3344-1706.5 240274	TRW Ø 34 - Halter
ST170	127	08/02→11/04	→	☐; → 09/04		24.3344-1705.5 240273	TRW Ø 34 - Halter
			→	☐; → 09/04		24.3344-1706.5 240274	TRW Ø 34 - Halter
<b>Führungshülzensatz, Bremssattel</b>							
1.4 16V	55	02/99→11/04	←	→ 09/04		11.0101-5407.2 260011	ATE
1.6 16V	74	02/99→11/04	←	→ 09/04			
1.6 16V Flexifuel	75	01/02→11/04	←	→ 09/04			
1.8 16V	85	02/99→11/04	←	→ 09/04			
1.8 DI / TDDi	55	08/99→11/04	←	→ 09/04			
1.8 TDCi	74	08/02→11/04	←	→ 09/04			
1.8 TDCi	85	03/01→11/04	←	→ 09/04			
1.8 Turbo DI / TDDi	66	02/99→11/04	←	→ 09/04			
2.0 16V	96	02/99→11/04	←	→ 09/04			
1.8 BiFuel	82	02/03→01/05	←	→ 09/04		11.0101-5407.2 260011	ATE
<b>Führungsbolzen, Bremssattel</b>							
1.4 16V	55	02/99→11/04	←	→ 09/04		11.8171-0008.1 990049	ATE
1.6 16V	74	02/99→11/04	←	→ 09/04			
1.6 16V Flexifuel	75	01/02→11/04	←	→ 09/04			
1.8 16V	85	02/99→11/04	←	→ 09/04			
1.8 DI / TDDi	55	08/99→11/04	←	→ 09/04			

	kw			 	! #		
<b>FORD - FOCUS Kombi (DNW) 02/99→12/07</b>							
<b>Führungsbolzen, Bremssattel</b>							
1.8 TDCi	74	08/02→11/04	←	→ 09/04		11.8171-0008.1	990049 ATE
1.8 TDCi	85	03/01→11/04					
1.8 Turbo DI / TDDi	66	02/99→11/04					
2.0 16V	96	02/99→11/04					
1.8 BiFuel	82	02/03→01/05	←			11.8171-0008.1	990049 ATE
<b> Bremsschlauch</b>							
1.4 16V	55	02/99→11/04	←	→ 09/04	2	24.5112-0341.3	330655 L= 340
1.6 16V	74	02/99→11/04					
1.8 16V	85	02/99→11/04	→	09/00→ 04/01	2	24.5124-0410.3	330760 L= 410
1.8 DI / TDDi	55	08/99→11/04	→	05/01→ 09/04	2	24.5124-0411.3	330774 L= 410
1.8 Turbo DI / TDDi	66	02/99→11/04	→				
2.0 16V	96	02/99→11/04	→	→ 08/00	2	24.5228-0196.3	330656 L= 195
1.6 16V Flexifuel	75	01/02→11/04	←	→ 09/04	2	24.5112-0341.3	330655 L= 340
1.8 TDCi	74	08/02→11/04					
1.8 TDCi	85	03/01→11/04	→	→ 09/04	2	24.5124-0411.3	330774 L= 410
ST170	127	08/02→11/04					
1.8 BiFuel	82	02/03→01/05	←		2	24.5112-0341.3	330655 L= 340
			→		2	24.5124-0411.3	330774 L= 410
<b>FORD - FOCUS Stufenheck (DFW) 02/99→12/07</b>							
<b> Bremssattel</b>							
1.4 16V	55	02/99→11/04	←	☐; → 09/04		24.3541-8105.5	240485 ATE Ø 54 - Halter
1.6 16V	74	02/99→11/04					
1.8 16V	85	02/99→11/04	←	☐; → 09/04		24.3541-8106.5	240486 ATE Ø 54 - Halter
1.8 TDCi	74	08/02→11/04	→	☐; → 09/04		24.3344-1705.5	240273 TRW Ø 34 - Halter
1.8 TDCi	85	03/01→11/04					
1.8 Turbo DI / TDDi	55	08/01→03/05	→	☐; → 09/04		24.3344-1706.5	240274 TRW Ø 34 - Halter
1.8 Turbo DI / TDDi	66	02/99→11/04					
2.0 16V	96	02/99→11/04					
<b>Führungshülzensatz, Bremssattel</b>							
1.4 16V	55	02/99→11/04	←	→ 09/04		11.0101-5407.2	260011 ATE
1.6 16V	74	02/99→11/04					
1.8 16V	85	02/99→11/04					
1.8 TDCi	74	08/02→11/04					
1.8 TDCi	85	03/01→11/04					
1.8 Turbo DI / TDDi	55	08/01→03/05					
1.8 Turbo DI / TDDi	66	02/99→11/04					
2.0 16V	96	02/99→11/04					
<b>Führungsbolzen, Bremssattel</b>							
1.4 16V	55	02/99→11/04	←	→ 09/04		11.8171-0008.1	990049 ATE
1.6 16V	74	02/99→11/04					
1.8 16V	85	02/99→11/04					
1.8 TDCi	74	08/02→11/04					
1.8 TDCi	85	03/01→11/04					
1.8 Turbo DI / TDDi	55	08/01→03/05					
1.8 Turbo DI / TDDi	66	02/99→11/04					
2.0 16V	96	02/99→11/04					
<b> Bremsschlauch</b>							
1.4 16V	55	02/99→11/04	←	→ 09/04	2	24.5112-0341.3	330655 L= 340
1.6 16V	74	02/99→11/04					
1.8 16V	85	02/99→11/04	→	09/00→ 04/01	2	24.5124-0410.3	330760 L= 410
1.8 Turbo DI / TDDi	66	02/99→11/04	→	05/01→ 09/04	2	24.5124-0411.3	330774 L= 410
2.0 16V	96	02/99→11/04	→	→ 08/00	2	24.5228-0196.3	330656 L= 195
1.8 TDCi	74	08/02→11/04	←	→ 09/04	2	24.5112-0341.3	330655 L= 340
1.8 TDCi	85	03/01→11/04					
1.8 Turbo DI / TDDi	55	08/01→03/05	→	→ 09/04	2	24.5124-0411.3	330774 L= 410
<b>FORD - FUSION (JU_) 08/02→12/12</b>							
<b> Bremssattel</b>							
1.25	55	08/04→12/12	←	☐; → 09/12		24.3541-8531.5	240679 ATE Ø 54 - Halter
1.4	59	08/02→12/12					
1.4 LPG	59	01/10→12/12	←	☐; → 09/12		24.3541-8532.5	240680 ATE Ø 54 - Halter
1.4 TDCi	50	08/02→12/12					
1.6 TDCi	66	11/04→12/12					
1.6	74	08/02→11/08	←	☐		24.3541-8531.5	240679 ATE Ø 54 - Halter
			←	☐		24.3541-8532.5	240680 ATE Ø 54 - Halter
<b>Feder, Bremssattel</b>							
1.25	55	08/04→12/12		→ 09/12	2	11.8116-0264.1	390594 ATE
1.4	59	08/02→12/12					
↓							



	kW			 	! #		
<b>FORD - FUSION (JU_) 08/02→12/12</b>							
<b>Feder, Bremssattel</b>							
1.4 LPG	59	01/10→12/12		→ 09/12	2	11.8116-0264.1 390594	ATE
1.4 TDCi	50	08/02→12/12					
1.6 TDCi	66	11/04→12/12					
1.6	74	08/02→11/08			2	11.8116-0264.1 390594	ATE
<b>Führungshülsensatz, Bremssattel</b>							
1.25	55	08/04→12/12	←	→ 09/12		11.0101-5407.2 260011	ATE
1.4	59	08/02→12/12					
1.4 LPG	59	01/10→12/12					
1.4 TDCi	50	08/02→12/12					
1.6 TDCi	66	11/04→12/12					
1.6	74	08/02→11/08	←			11.0101-5407.2 260011	ATE
<b>Führungsbolzen, Bremssattel</b>							
1.25	55	08/04→12/12		→ 09/12		11.8171-0008.1 990049	ATE
1.4	59	08/02→12/12					
1.4 LPG	59	01/10→12/12					
1.4 TDCi	50	08/02→12/12					
1.6 TDCi	66	11/04→12/12					
1.6	74	08/02→11/08				11.8171-0008.1 990049	ATE
<b> Bremsschlauch</b>							
1.25	55	08/04→12/12	←	→ 09/12	2	83.7769-0493.3 330861	L= 491
1.4	59	08/02→12/12					
1.4 LPG	59	01/10→12/12	→	→ 09/12	2	83.7827-0321.3 330862	L= 320
1.4 TDCi	50	08/02→12/12					
1.6 TDCi	66	11/04→12/12					
1.6	74	08/02→11/08	←		2	83.7769-0493.3 330861	L= 491
			→		2	83.7827-0321.3 330862	L= 320
<b>FORD - GALAXY 01/15→</b>							
<b>Führungsbolzen, Bremssattel</b>							
1.5 EcoBoost	118	01/15→	←	04/15→; passend für Felgenreöße [Zoll]: 17		11.8171-0096.1 250155	ATE
2.0 EcoBoost	176	01/15→					
2.0 TDCi	88	01/15→					
2.0 TDCi	110	01/15→					
2.0 TDCi	132	01/15→					
2.0 TDCi Bi-Turbo	154	01/15→					
2.0 TDCi 4x4	110	05/15→	←	passend für Felgenreöße [Zoll]: 17		11.8171-0096.1 250155	ATE
2.0 TDCi 4x4	132	05/15→					
<b>FORD - GALAXY (WA6) 05/06→06/15</b>							
<b> Bremssattel</b>							
1.6 EcoBoost	118	11/10→06/15	←	☐; 02/11→		11.9601-9711.2 220873	ATE Ø 60 - Halter
			←	☐; 02/11→		11.9601-9712.2 220874	ATE Ø 60 - Halter
			→	☐; 02/11→		24.6238-1709.7 221017	TRW Ø 38 - Halter + eFSB
			→	☐; 02/11→		24.6238-1710.7 221018	TRW Ø 38 - Halter + eFSB
1.6 TDCi	85	02/11→06/15	←	☐		11.9601-9711.2 220873	ATE Ø 60 - Halter
1.8 TDCi	74	05/06→06/15					
1.8 TDCi	92	05/06→06/15	←	☐		11.9601-9712.2 220874	ATE Ø 60 - Halter
2.0	107	05/06→06/15	→	☐		24.6238-1709.7 221017	TRW Ø 38 - Halter + eFSB
2.0 Flexifuel	107	05/06→06/15	→	☐		24.6238-1710.7 221018	TRW Ø 38 - Halter + eFSB
2.0 TDCi	85	11/07→06/15	→	☐			
2.0 TDCi	96	05/06→06/15					
2.0 TDCi	100	05/06→06/15					
2.0 TDCi	103	05/06→06/15					
2.0 TDCi	120	03/10→06/15					
2.2 TDCi	147	11/10→06/15					
2.3	118	09/07→06/15					
2.0 EcoBoost	146	07/10→06/15	←	☐		11.9606-9949.2 220879	ATE Ø 60 - Halter
2.0 EcoBoost	149	03/10→06/15	←	☐		11.9606-9950.2 220880	ATE Ø 60 - Halter
			→	☐		24.6238-1709.7 221017	TRW Ø 38 - Halter + eFSB
			→	☐		24.6238-1710.7 221018	TRW Ø 38 - Halter + eFSB
2.2 TDCi	129	03/08→12/12	←	☐; 11/08→		11.9601-9711.2 220873	ATE Ø 60 - Halter
			←	☐; 11/08→		11.9601-9712.2 220874	ATE Ø 60 - Halter
			←	☐; 04/08→ 10/08		11.9606-9949.2 220879	ATE Ø 60 - Halter
			←	☐; 04/08→ 10/08		11.9606-9950.2 220880	ATE Ø 60 - Halter
			→	☐; 04/08→		24.6238-1709.7 221017	TRW Ø 38 - Halter + eFSB
			→	☐; 04/08→		24.6238-1710.7 221018	TRW Ø 38 - Halter + eFSB

	kW			 	! #		
<b>FORD - GALAXY (WA6) 05/06→06/15</b>							
<b>Halter, Bremssattel</b>							
1.6 EcoBoost	118	11/10→06/15	←	02/11→		11.0230-0934.1 260128	ATE
1.6 TDCi	85	02/11→06/15	←			11.0230-0934.1 260128	ATE
1.8 TDCi	74	05/06→06/15					
1.8 TDCi	92	05/06→06/15					
2.0	107	05/06→06/15					
2.0 Flexifuel	107	05/06→06/15					
2.0 TDCi	85	11/07→06/15					
2.0 TDCi	96	05/06→06/15					
2.0 TDCi	100	05/06→06/15					
2.0 TDCi	103	05/06→06/15					
2.0 TDCi	120	03/10→06/15					
2.2 TDCi	147	11/10→06/15					
2.3	118	09/07→06/15					
2.2 TDCi	129	03/08→12/12	←	11/08→		11.0230-0934.1 260128	ATE
<b>Feder, Bremssattel</b>							
1.6 EcoBoost	118	11/10→06/15		02/11→	2	11.8116-0206.1 390593	ATE
1.6 TDCi	85	02/11→06/15			2	11.8116-0206.1 390593	ATE
1.8 TDCi	74	05/06→06/15					
1.8 TDCi	92	05/06→06/15					
2.0	107	05/06→06/15					
2.0 Flexifuel	107	05/06→06/15					
2.0 TDCi	85	11/07→06/15					
2.0 TDCi	96	05/06→06/15					
2.0 TDCi	100	05/06→06/15					
2.0 TDCi	103	05/06→06/15					
2.0 TDCi	120	03/10→06/15					
2.2 TDCi	147	11/10→06/15					
2.3	118	09/07→06/15					
2.0 EcoBoost	146	07/10→06/15			2	11.8116-0388.2 390588	ATE
2.0 EcoBoost	149	03/10→06/15					
2.2 TDCi	129	03/08→12/12		11/08→	2	11.8116-0206.1 390593	ATE
				04/08→ 10/08	2	11.8116-0388.2 390588	ATE
<b>Führungshülsensatz, Bremssattel</b>							
1.6 EcoBoost	118	11/10→06/15	←	02/11→		11.0101-5704.2 260095	ATE
1.6 TDCi	85	02/11→06/15	←			11.0101-5407.2 260011	ATE
1.8 TDCi	74	05/06→06/15					
1.8 TDCi	92	05/06→06/15					
2.0	107	05/06→06/15					
2.0 Flexifuel	107	05/06→06/15					
2.0 TDCi	85	11/07→06/15					
2.0 TDCi	96	05/06→06/15					
2.0 TDCi	100	05/06→06/15					
2.0 TDCi	103	05/06→06/15					
2.0 TDCi	120	03/10→06/15					
2.3	118	09/07→06/15					
2.0 EcoBoost	146	07/10→06/15	←			11.0101-5704.2 260095	ATE
2.0 EcoBoost	149	03/10→06/15					
2.2 TDCi	147	11/10→06/15					
2.2 TDCi	129	03/08→12/12	←	11/08→		11.0101-5704.2 260095	ATE
			←	04/08→ 10/08		11.0101-5704.2 260095	ATE
<b>Führungsbolzen, Bremssattel</b>							
1.6 EcoBoost	118	11/10→06/15		02/11→		11.8171-0008.1 990049	ATE
1.6 TDCi	85	02/11→06/15				11.8171-0008.1 990049	ATE
1.8 TDCi	74	05/06→06/15					
1.8 TDCi	92	05/06→06/15					
2.0	107	05/06→06/15					
2.0 EcoBoost	146	07/10→06/15					
2.0 EcoBoost	149	03/10→06/15					
2.0 Flexifuel	107	05/06→06/15					
2.0 TDCi	85	11/07→06/15					
2.0 TDCi	96	05/06→06/15					
2.0 TDCi	100	05/06→06/15					
2.0 TDCi	103	05/06→06/15					
2.0 TDCi	120	03/10→06/15					
2.2 TDCi	147	11/10→06/15					
2.3	118	09/07→06/15					
2.2 TDCi	129	03/08→12/12		11/08→		11.8171-0008.1 990049	ATE
				04/08→ 10/08		11.8171-0008.1 990049	ATE
<b>Dichtungssatz, Bremssattel</b>							
1.6 EcoBoost	118	11/10→06/15	←	02/11→		11.0441-6008.2 250038	ATE für Kolben-Ø [mm]: 60
1.6 TDCi	85	02/11→06/15	←			11.0441-6008.2 250038	ATE für Kolben-Ø [mm]: 60
1.8 TDCi	74	05/06→06/15					
↓							



### FORD - GALAXY (WA6) 05/06→06/15

#### Dichtungssatz, Bremsattel

1.8 TDCi	92	05/06→06/15	←					ATE für Kolben-Ø [mm]: 60
2.0	107	05/06→06/15						
2.0 Flexifuel	107	05/06→06/15						
2.0 TDCi	85	11/07→06/15						
2.0 TDCi	96	05/06→06/15						
2.0 TDCi	100	05/06→06/15						
2.0 TDCi	103	05/06→06/15						
2.0 TDCi	120	03/10→06/15						
2.2 TDCi	147	11/10→06/15						
2.3	118	09/07→06/15						
2.2 TDCi	129	03/08→12/12	←	11/08→		11.0441-6008.2	250038	ATE für Kolben-Ø [mm]: 60










#### Bremschlauch








1.6 EcoBoost	118	11/10→06/15	←	02/11→				L= 390
			←	↑; 02/11→; - eFSB	2	24.5162-0390.3	331199	L= 155
			→	↓; 02/11→; + eFSB	2	24.5163-0155.3	331204	L= 310
1.6 TDCi	85	02/11→06/15	←		2	24.5162-0390.3	331199	L= 390
2.0 TDCi	120	03/10→06/15	←	↑; - eFSB	2	24.5163-0155.3	331204	L= 155
2.2 TDCi	147	11/10→06/15	→	↓; + eFSB	2	24.5163-0310.3	331197	L= 310
1.8 TDCi	74	05/06→06/15	←		2	24.5162-0390.3	331199	L= 390
1.8 TDCi	92	05/06→06/15	←	↑; 12/06→; - eFSB	2	24.5163-0155.3	331204	L= 155
2.0	107	05/06→06/15	→	↓; + eFSB	2	24.5163-0310.3	331197	L= 310
2.0 Flexifuel	107	05/06→06/15	→	↓; → 06/09; + eFSB	2	24.5133-0310.3	331197	L= 310
2.0 TDCi	96	05/06→06/15	→	↓; → 06/09; + eFSB	2	24.5133-0311.3	331198	L= 310
2.0 TDCi	100	05/06→06/15	→	↓; → 06/09; + eFSB	2	24.5133-0311.3	331198	L= 310
2.0 TDCi	103	05/06→06/15	→	↓; → 06/09; + eFSB	2	24.5133-0311.3	331198	L= 310
2.0 EcoBoost	146	07/10→06/15	←	11/11→	2	24.5162-0390.3	331199	L= 390
2.0 EcoBoost	149	03/10→06/15	←	↑; - eFSB	2	24.5163-0155.3	331204	L= 155
			→	↓; + eFSB	2	24.5133-0310.3	331197	L= 310
2.0 TDCi	85	11/07→06/15	←		2	24.5162-0390.3	331199	L= 390
2.3	118	09/07→06/15	←	↑; - eFSB	2	24.5163-0155.3	331204	L= 155
			→	↓; + eFSB	2	24.5133-0310.3	331197	L= 310
			→	↓; → 06/09; + eFSB	2	24.5133-0311.3	331198	L= 310
2.2 TDCi	129	03/08→12/12	←	10/08→	2	24.5162-0390.3	331199	L= 390
			←	↑; 04/08→; - eFSB	2	24.5163-0155.3	331204	L= 155
			→	↓; 04/08→; + eFSB	2	24.5133-0310.3	331197	L= 310
			→	↓; 04/08→ 06/09; + eFSB	2	24.5133-0311.3	331198	L= 310










### FORD - GALAXY (WGR) 03/95→05/06

#### Bremsattel








1.9 TDI	66	03/95→05/06	←	□; 05/01→ 04/06				ATE Ø 57 - Halter
			←	□; 05/01→ 04/06		11.9571-9811.2	220485	ATE Ø 57 - Halter
			→	□; 01/96→ 04/06		24.3384-1707.5	240171	TRW Ø 38 - Halter
			→	□; 01/96→ 04/06		24.3384-1708.5	240172	TRW Ø 38 - Halter
1.9 TDI	81	08/97→04/00	→	□; 10/97→ 03/00		24.3384-1707.5	240171	TRW Ø 38 - Halter
			→	□; 10/97→ 03/00		24.3384-1708.5	240172	TRW Ø 38 - Halter
1.9 TDI	85	04/00→05/06	←	□; 05/01→ 04/06		11.9571-9811.2	220485	ATE Ø 57 - Halter
2.0 i	85	11/95→05/06	←	□; 05/01→ 04/06		11.9571-9812.2	220486	ATE Ø 57 - Halter
2.3 16V	107	01/97→05/06	→	□; → 04/06		24.3384-1707.5	240171	TRW Ø 38 - Halter
			→	□; → 04/06		24.3384-1708.5	240172	TRW Ø 38 - Halter
1.9 TDI	96	02/03→05/06	←	□; → 04/06		11.9571-9811.2	220485	ATE Ø 57 - Halter
2.3 16V	103	09/01→05/06	←	□; → 04/06		11.9571-9812.2	220486	ATE Ø 57 - Halter
			→	□; → 04/06		24.3384-1707.5	240171	TRW Ø 38 - Halter
			→	□; → 04/06		24.3384-1708.5	240172	TRW Ø 38 - Halter
1.9 TDI	110	05/05→05/06	←	□; → 04/06		11.9571-9819.2	220469	ATE Ø 57 - Halter
2.8 V6	150	04/00→05/06	←	□; → 04/06		11.9571-9820.2	220470	ATE Ø 57 - Halter
			→	□; → 04/06		24.3384-1715.5	240265	TRW Ø 38 - Halter
			→	□; → 04/06		24.3384-1716.5	240266	TRW Ø 38 - Halter
2.3 4x4	107	09/96→04/00	→	□; 01/97→		24.3384-1707.5	240171	TRW Ø 38 - Halter
			→	□; 01/97→		24.3384-1708.5	240172	TRW Ø 38 - Halter








	kW			 	! #		
<b>FORD - GALAXY (WGR) 03/95→05/06</b>							
<b> Bremssattel</b>							
2.8 i V6 2.8 i V6 4x4	128 128	11/95→04/00 04/96→04/00	→ →	<input type="checkbox"/> <input type="checkbox"/>		24.3384-1707.5 240171 24.3384-1708.5 240172	TRW Ø 38 - Halter TRW Ø 38 - Halter
<b>Feder, Bremssattel</b>							
1.9 TDI	66	03/95→05/06	→ ←	01/96→ 04/01 05/01→ 04/06	2 2	11.8116-0143.1 390513 11.8116-0326.1 390471	ATE ATE
1.9 TDI	81	08/97→04/00	→	10/97→	2	11.8116-0143.1 390513	ATE
1.9 TDI	85	04/00→05/06	→	→ 04/01	2	11.8116-0143.1 390513	ATE
2.0 i 2.3 16V	85 107	11/95→05/06 01/97→05/06	←	05/01→ 04/06	2	11.8116-0326.1 390471	ATE
1.9 TDI	96	02/03→05/06	←	→ 04/06	2	11.8116-0326.1 390471	ATE
2.3 16V 2.3 4x4	103 107	09/01→05/06 09/96→04/00	→ →	01/97→	2 2	11.8116-0143.1 390513	ATE ATE
2.8 i V6 2.8 i V6 4x4	128 128	11/95→04/00 04/96→04/00	→		2	11.8116-0143.1 390513	ATE
<b>Führungshülsensatz, Bremssattel</b>							
1.9 TDI	66	03/95→05/06	← ←	01/96→ 04/01 05/01→ 04/06		11.0101-5407.2 260011 11.0101-5407.2 260011	ATE ATE
1.9 TDI	81	08/97→04/00	←	10/97→		11.0101-5407.2 260011	ATE
1.9 TDI	85	04/00→05/06	←	05/01→ 04/06		11.0101-5407.2 260011	ATE
2.0 i 2.3 16V	85 107	11/95→05/06 01/97→05/06	← →	→ 04/01		11.0101-5407.2 260011	ATE ATE
1.9 TDI	96	02/03→05/06	←	→ 04/06		11.0101-5407.2 260011	ATE
2.3 16V 2.3 4x4	103 107	09/01→05/06 09/96→04/00	← ←	01/97→		11.0101-5407.2 260011	ATE ATE
2.8 i V6 2.8 i V6 4x4	128 128	11/95→04/00 04/96→04/00	←			11.0101-5407.2 260011	ATE
<b>Führungsbolzen, Bremssattel</b>							
1.9 TDI	66	03/95→05/06	→ →	01/96→ 04/01 05/01→ 04/06		11.8171-0008.1 990049 11.8171-0008.1 990049	ATE ATE
1.9 TDI	81	08/97→04/00	→	10/97→		11.8171-0008.1 990049	ATE
1.9 TDI	85	04/00→05/06	→	→ 04/01		11.8171-0008.1 990049	ATE
2.0 i 2.3 16V	85 107	11/95→05/06 01/97→05/06	→	05/01→ 04/06		11.8171-0008.1 990049	ATE ATE
1.9 TDI	96	02/03→05/06	→	→ 04/06		11.8171-0008.1 990049	ATE
2.3 16V 2.3 4x4	103 107	09/01→05/06 09/96→04/00	→ →	01/97→		11.8171-0008.1 990049	ATE ATE
2.8 i V6 2.8 i V6 4x4	128 128	11/95→04/00 04/96→04/00	→			11.8171-0008.1 990049	ATE
<b>Dichtungssatz, Bremssattel</b>							
1.9 TDI	66	03/95→05/06	← ←	01/96→ 04/01 05/01→ 04/06		11.0441-5704.2 250034 11.0441-5704.2 250034	ATE ATE
1.9 TDI	81	08/97→04/00	←	10/97→		11.0441-5704.2 250034	ATE
1.9 TDI	85	04/00→05/06	←	05/01→ 04/06		11.0441-5704.2 250034	ATE
2.0 i 2.3 16V	85 107	11/95→05/06 01/97→05/06	← →	→ 04/01		11.0441-5704.2 250034	ATE ATE
1.9 TDI	96	02/03→05/06	←	→ 04/06		11.0441-5704.2 250034	ATE
1.9 TDI 2.3 16V 2.8 V6 2.3 4x4	110 103 150 107	05/05→05/06 09/01→05/06 04/00→05/06 09/96→04/00	← ← ← ←	01/97→		11.0441-5704.2 250034	ATE ATE ATE ATE
2.8 i V6 2.8 i V6 4x4	128 128	11/95→04/00 04/96→04/00	←			11.0441-5704.2 250034	ATE
<b> Bremsschlauch</b>							
1.9 TDI	66	03/95→05/06	← ← → →	01/96→ 04/01 05/01→ 04/06 01/96→ 04/06 am Bremssattel; 01/96→ 04/06	2 2 2 2	24.5166-0454.3 331306 24.5205-0461.3 331431 24.5225-0370.3 331379 83.6113-0140.3 330482	L= 454 L= 461 L= 373 L= 140
1.9 TDI	81	08/97→04/00	← → →	10/97→ 03/00 10/97→ 03/00 am Bremssattel; 10/97→ 03/00	2 2 2	24.5166-0454.3 331306 24.5225-0370.3 331379 83.6113-0140.3 330482	L= 454 L= 373 L= 140
1.9 TDI 2.8 V6 ↓	85 150	04/00→05/06 04/00→05/06	←	05/01→ 04/06	2	24.5205-0461.3 331431	L= 461

	kW			 	! #			
<b>FORD - GALAXY (WGR) 03/95→05/06</b>								
<b>Bremsschlauch</b>								
1.9 TDI 2.8 V6	85 150	04/00→05/06 04/00→05/06	→ →	→ 04/06 am Bremssattel; → 04/06	2 2	24.5225-0370.3 83.6113-0140.3	331379 330482	L= 373 L= 140
1.9 TDI 1.9 TDI 2.3 16V	96 110 103	02/03→05/06 05/05→05/06 09/01→05/06	← → →	→ 04/06 → 04/06 am Bremssattel; → 04/06	2 2 2	24.5205-0461.3 24.5225-0370.3 83.6113-0140.3	331431 331379 330482	L= 461 L= 373 L= 140
2.0 i 2.3 16V	85 107	11/95→05/06 01/97→05/06	← ← → →	→ 04/01 05/01→ 04/06 → 04/06 am Bremssattel; → 04/06	2 2 2 2	24.5166-0454.3 24.5205-0461.3 24.5225-0370.3 83.6113-0140.3	331306 331431 331379 330482	L= 454 L= 461 L= 373 L= 140
2.3 4x4	107	09/96→04/00	← → →	01/97→ 01/97→ am Bremssattel; 01/97→	2 2 2	24.5166-0454.3 24.5225-0370.3 83.6113-0140.3	331306 331379 330482	L= 454 L= 373 L= 140
2.8 i V6 2.8 i V6 4x4	128 128	11/95→04/00 04/96→04/00	← → →	 → 03/00 am Bremssattel; → 03/00	2 2 2	24.5166-0454.3 24.5225-0370.3 83.6113-0140.3	331306 331379 330482	L= 454 L= 373 L= 140
<b>FORD - GRAND C-MAX (DXA/CB7, DXA/CEU) 12/10→</b>								
<b>Bremssattel</b>								
1.0 EcoBoost 1.0 EcoBoost 1.5 EcoBoost 1.5 EcoBoost 1.5 TDCi 1.5 TDCi 1.6 EcoBoost 1.6 EcoBoost 1.6 TDCi 1.6 TDCi 1.6 Ti 1.6 Ti 2.0 TDCi 2.0 TDCi 2.0 TDCi 2.0 TDCi 2.0 TDCi 2.0 TDCi	74 92 110 134 70 88 110 134 70 85 77 92 85 100 103 110 120 125	10/12→ 10/12→ 03/15→ 03/15→ 03/15→ 03/15→ 12/10→ 12/10→ 12/10→ 12/10→ 12/10→ 12/10→ 02/11→ 02/11→ 02/11→ 03/15→ 12/10→ 03/15→	← ← → →	<input type="checkbox"/> <input type="checkbox"/> <input type="checkbox"/> <input type="checkbox"/>		24.3571-9813.5 24.3571-9814.5 11.9387-7084.2 11.9387-7099.2	240557 240558 220960 221053	ATE Ø 57 - Halter ATE Ø 57 - Halter ATE Ø 38 - Halter ATE Ø 38 - Halter
<b>Feder, Bremssattel</b>								
1.0 EcoBoost 1.0 EcoBoost 1.5 EcoBoost 1.5 EcoBoost 1.5 TDCi 1.5 TDCi 1.6 EcoBoost 1.6 EcoBoost 1.6 TDCi 1.6 TDCi 1.6 Ti 1.6 Ti 2.0 TDCi 2.0 TDCi 2.0 TDCi 2.0 TDCi 2.0 TDCi	74 92 110 134 70 88 110 134 70 85 77 92 85 100 103 110 120 125	10/12→ 10/12→ 03/15→ 03/15→ 03/15→ 03/15→ 12/10→ 12/10→ 12/10→ 12/10→ 12/10→ 12/10→ 02/11→ 02/11→ 02/11→ 03/15→ 12/10→ 03/15→			2	11.8116-0356.1	390586	ATE
<b>Führungshülzensatz, Bremssattel</b>								
1.0 EcoBoost 1.0 EcoBoost 1.5 EcoBoost 1.5 EcoBoost 1.5 TDCi 1.5 TDCi 1.6 EcoBoost 1.6 EcoBoost 1.6 TDCi 1.6 TDCi 1.6 Ti 1.6 Ti 2.0 TDCi 2.0 TDCi 2.0 TDCi	74 92 110 134 70 88 110 134 70 85 77 92 85 100 103	10/12→ 10/12→ 03/15→ 03/15→ 03/15→ 03/15→ 12/10→ 12/10→ 12/10→ 12/10→ 12/10→ 12/10→ 02/11→ 02/11→ 02/11→	←			11.0101-5407.2	260011	ATE












	kW			 	! #		
<b>FORD - GRAND C-MAX (DXA/CB7, DXA/CEU) 12/10→</b>							
<b>Führungshülsensatz, Bremsattel</b>							
2.0 TDCi	110	03/15→	←			11.0101-5407.2	260011 ATE
2.0 TDCi	120	12/10→					
2.0 TDCi	125	03/15→					
<b>Führungsbolzen, Bremsattel</b>							
1.0 EcoBoost	74	10/12→				11.8171-0008.1	990049 ATE
1.0 EcoBoost	92	10/12→					
1.5 EcoBoost	110	03/15→					
1.5 EcoBoost	134	03/15→					
1.5 TDCi	70	03/15→					
1.5 TDCi	88	03/15→					
1.6 EcoBoost	110	12/10→					
1.6 EcoBoost	134	12/10→					
1.6 TDCi	70	12/10→					
1.6 TDCi	85	12/10→					
1.6 Ti	77	12/10→					
1.6 Ti	92	12/10→					
2.0 TDCi	85	02/11→					
2.0 TDCi	100	02/11→					
2.0 TDCi	103	02/11→					
2.0 TDCi	110	03/15→					
2.0 TDCi	120	12/10→					
2.0 TDCi	125	03/15→					
<b> Bremserschlauch</b>							
1.0 EcoBoost	74	10/12→	→		2	24.5140-0420.3	331503 L= 420
1.0 EcoBoost	92	10/12→					
1.5 EcoBoost	110	03/15→					
1.5 EcoBoost	134	03/15→					
1.5 TDCi	70	03/15→					
1.5 TDCi	88	03/15→					
1.6 EcoBoost	110	12/10→					
1.6 EcoBoost	134	12/10→					
1.6 TDCi	70	12/10→					
1.6 TDCi	85	12/10→					
1.6 Ti	77	12/10→					
1.6 Ti	92	12/10→					
2.0 TDCi	85	02/11→					
2.0 TDCi	100	02/11→					
2.0 TDCi	103	02/11→					
2.0 TDCi	110	03/15→					
2.0 TDCi	120	12/10→					
2.0 TDCi	125	03/15→					
<b>FORD - GRAND C-MAX Van 12/10→</b>							
<b> Bremsattel</b>							
1.0 EcoBoost	74	10/12→	←	<input type="checkbox"/>		24.3571-9813.5	240557 ATE Ø 57 - Halter
1.0 EcoBoost	92	10/12→		<input type="checkbox"/>			
1.5 EcoBoost	110	03/15→	←	<input type="checkbox"/>		24.3571-9814.5	240558 ATE Ø 57 - Halter
1.5 TDCi	88	03/15→		<input type="checkbox"/>			
1.6 EcoBoost	110	12/10→	→	<input type="checkbox"/>		11.9387-7084.2	220960 ATE Ø 38 - Halter
1.6 TDCi	70	12/10→		<input type="checkbox"/>			
1.6 TDCi	85	12/10→	→	<input type="checkbox"/>		11.9387-7099.2	221053 ATE Ø 38 - Halter
2.0 TDCi	103	12/10→					
2.0 TDCi	110	03/15→					
2.0 TDCi	120	12/10→					
2.0 TDCi	125	03/15→					
2.0 TDCi	85	02/11→					
<b>Feder, Bremsattel</b>							
1.0 EcoBoost	74	10/12→			2	11.8116-0356.1	390586 ATE
1.0 EcoBoost	92	10/12→					
1.5 EcoBoost	110	03/15→					
1.5 TDCi	88	03/15→					
1.6 EcoBoost	110	12/10→					
1.6 TDCi	70	12/10→					
1.6 TDCi	85	12/10→					
2.0 TDCi	103	12/10→					
2.0 TDCi	110	03/15→					
2.0 TDCi	120	12/10→					
2.0 TDCi	125	03/15→					
2.0 TDCi	85	02/11→					
<b>Führungshülsensatz, Bremsattel</b>							
1.0 EcoBoost	74	10/12→	←			11.0101-5407.2	260011 ATE
1.0 EcoBoost	92	10/12→					
1.5 EcoBoost	110	03/15→					
1.5 TDCi	88	03/15→					
1.6 EcoBoost	110	12/10→					
1.6 TDCi	70	12/10→					
1.6 TDCi	85	12/10→					
↓							




























	kw			 	! #		
<b>FORD - GRAND C-MAX Van 12/10→</b>							
<b>Führungshülzensatz, Bremsattel</b>							
2.0 TDCi	103	12/10→	←			11.0101-5407.2	260011 ATE
2.0 TDCi	110	03/15→					
2.0 TDCi	120	12/10→					
2.0 TDCi	125	03/15→					
2.0 TDCi	85	02/11→					
<b>Führungsbolzen, Bremsattel</b>							
1.0 EcoBoost	74	10/12→				11.8171-0008.1	990049 ATE
1.0 EcoBoost	92	10/12→					
1.5 EcoBoost	110	03/15→					
1.5 TDCi	88	03/15→					
1.6 EcoBoost	110	12/10→					
1.6 TDCi	70	12/10→					
1.6 TDCi	85	12/10→					
2.0 TDCi	103	12/10→					
2.0 TDCi	110	03/15→					
2.0 TDCi	120	12/10→					
2.0 TDCi	125	03/15→					
2.0 TDCi	85	02/11→					
<b>Bremsschlauch</b>							
1.0 EcoBoost	74	10/12→	→		2	24.5140-0420.3	331503 L= 420
1.0 EcoBoost	92	10/12→					
1.5 EcoBoost	110	03/15→					
1.5 TDCi	88	03/15→					
1.6 EcoBoost	110	12/10→					
1.6 TDCi	70	12/10→					
1.6 TDCi	85	12/10→					
2.0 TDCi	103	12/10→					
2.0 TDCi	110	03/15→					
2.0 TDCi	120	12/10→					
2.0 TDCi	125	03/15→					
2.0 TDCi	85	02/11→					
<b>FORD - KA (RB_) 09/96→11/08</b>							
<b>Bremssattel</b>							
1.0 i	38	07/97→09/99	←	☐		11.3481-8513.2	220335 ATE Ø 48 - Halter
			←	☐		11.3481-8514.2	220336 ATE Ø 48 - Halter
1.0 i	48	09/99→11/08	←	☐; → 01/00		11.3481-8513.2	220335 ATE Ø 48 - Halter
1.3 i	36	06/98→11/08	←	☐; → 01/00		11.3481-8514.2	220336 ATE Ø 48 - Halter
			←	☐; 02/00→		11.3481-8515.2	220365 ATE Ø 48 - Halter
			←	☐; 02/00→		24.3481-8515.5	240477 ATE Ø 48 - Halter
			←	☐; 02/00→		11.3481-8516.2	220366 ATE Ø 48 - Halter
			←	☐; 02/00→		24.3481-8516.5	240478 ATE Ø 48 - Halter
1.3 i	37	09/96→10/02	←	☐; 11/96→ 01/00		11.3481-8513.2	220335 ATE Ø 48 - Halter
1.3 i	44	09/96→11/08	←	☐; 11/96→ 01/00		11.3481-8514.2	220336 ATE Ø 48 - Halter
			←	☐; 02/00→		11.3481-8515.2	220365 ATE Ø 48 - Halter
			←	☐; 02/00→		24.3481-8515.5	240477 ATE Ø 48 - Halter
			←	☐; 02/00→		11.3481-8516.2	220366 ATE Ø 48 - Halter
			←	☐; 02/00→		24.3481-8516.5	240478 ATE Ø 48 - Halter
1.3 i	51	08/02→11/08	←	☐		11.3481-8515.2	220365 ATE Ø 48 - Halter
			←	☐		24.3481-8515.5	240477 ATE Ø 48 - Halter
			←	☐		11.3481-8516.2	220366 ATE Ø 48 - Halter
			←	☐		24.3481-8516.5	240478 ATE Ø 48 - Halter
1.6	68	10/06→12/07	←	☐		24.3541-8531.5	240679 ATE Ø 54 - Halter
1.6	70	09/00→11/08	←	☐		24.3541-8532.5	240680 ATE Ø 54 - Halter
1.6 i	71	11/05→09/08	←	☐		24.3541-8532.5	240680 ATE Ø 54 - Halter
1.6 i	70	07/03→11/08	←	☐; 08/03→		24.3541-8531.5	240679 ATE Ø 54 - Halter
			←	☐; 08/03→		24.3541-8532.5	240680 ATE Ø 54 - Halter
<b>Halter, Bremsattel</b>							
1.0 i	38	07/97→09/99	←		2	11.0230-0687.1	260106 ATE
1.0 i	48	09/99→11/08	←	→ 01/00	2	11.0230-0687.1	260106 ATE
1.3 i	36	06/98→11/08	←				
1.3 i	37	09/96→10/02	←	11/96→ 01/00	2	11.0230-0687.1	260106 ATE
1.3 i	44	09/96→11/08	←				
<b>Feder, Bremsattel</b>							
1.0 i	38	07/97→09/99			2	11.8116-0264.1	390594 ATE
1.3 i	51	08/02→11/08					
1.6	68	10/06→12/07					
↓							








	kw			 	! #		
<b>FORD - KA (RB_) 09/96→11/08</b>							
<b>Feder, Bremsattel</b>							
1.6 1.6 i	70 71	09/00→11/08 11/05→09/08			2	11.8116-0264.1 390594	ATE
1.0 i 1.3 i	48 36	09/99→11/08 06/98→11/08		02/00→ → 01/00	2	11.8116-0264.1 390594	ATE
1.3 i 1.3 i	37 44	09/96→10/02 09/96→11/08		02/00→ 11/96→ 01/00	2	11.8116-0264.1 390594	ATE
1.6 i	70	07/03→11/08		08/03→	2	11.8116-0264.1 390594	ATE
<b>Führungshülzensatz, Bremsattel</b>							
1.0 i 1.3 i 1.6 1.6 1.6 i	38 51 68 70 71	07/97→09/99 08/02→11/08 10/06→12/07 09/00→11/08 11/05→09/08	←			11.0101-5407.2 260011	ATE
1.0 i 1.3 i	48 36	09/99→11/08 06/98→11/08	←	→ 01/00 02/00→		11.0101-5407.2 260011	ATE
1.3 i 1.3 i	37 44	09/96→10/02 09/96→11/08	←	11/96→ 01/00 02/00→		11.0101-5407.2 260011	ATE
1.6 i	70	07/03→11/08	←	08/03→		11.0101-5407.2 260011	ATE
<b>Führungsbolzen, Bremsattel</b>							
1.0 i 1.3 i	38 51	07/97→09/99 08/02→11/08	←			11.8171-0008.1 990049	ATE
1.0 i 1.3 i	48 36	09/99→11/08 06/98→11/08	←	→ 01/00 02/00→		11.8171-0008.1 990049	ATE
1.3 i 1.3 i	37 44	09/96→10/02 09/96→11/08	←	11/96→ 01/00 02/00→		11.8171-0008.1 990049	ATE
1.6 1.6 1.6 i 1.6 i	68 70 71 70	10/06→12/07 09/00→11/08 11/05→09/08 07/03→11/08				11.8171-0008.1 990049	ATE
<b>Dichtungssatz, Bremsattel</b>							
1.0 i	38	07/97→09/99	←			11.0441-4805.2 250020	ATE
1.0 i 1.3 i	48 36	09/99→11/08 06/98→11/08	←	→ 01/00		11.0441-4805.2 250020	ATE
1.3 i 1.3 i	37 44	09/96→10/02 09/96→11/08	←	11/96→ 01/00		11.0441-4805.2 250020	ATE
<b>Bremsschlauch</b>							
1.0 i	38	07/97→09/99	←	☐		24.5308-0488.3 330776	L= 488
			←	☐		24.5308-0489.3 330777	L= 488
			→	10/98→	2	24.5305-0340.3 330659	L= 340
			→	→ 09/98	2	24.5305-0350.3 330660	L= 352
1.0 i	48	09/99→11/08	←	☐; → 01/01		24.5308-0488.3 330776	L= 488
			←	☐; → 01/01		24.5308-0489.3 330777	L= 488
			→	→ 01/00	2	24.5305-0340.3 330659	L= 340
			→	02/00→	2	24.5305-0351.3 330687	L= 350
1.3 i	36	06/98→11/08	←	☐; → 01/01		24.5308-0488.3 330776	L= 488
			←	☐; → 01/01		24.5308-0489.3 330777	L= 488
			→	10/98→ 01/00	2	24.5305-0340.3 330659	L= 340
			→	→ 09/98	2	24.5305-0350.3 330660	L= 352
			→	02/00→	2	24.5305-0351.3 330687	L= 350
1.3 i 1.3 i	37 44	09/96→10/02 09/96→11/08	←	☐; 11/96→ 01/01		24.5308-0488.3 330776	L= 488
			←	☐; 11/96→ 01/01		24.5308-0489.3 330777	L= 488
			→	10/98→ 01/00	2	24.5305-0340.3 330659	L= 340
			→	11/96→ 09/98	2	24.5305-0350.3 330660	L= 352
			→	02/00→	2	24.5305-0351.3 330687	L= 350
1.3 i	51	08/02→11/08	→		2	24.5305-0351.3 330687	L= 350










	kw					! #			
<b>FORD - KA (RU8) 10/08→</b>									
 <b>Bremsschlauch</b>									
1.2	51	10/08→	←			2	24.5112-0356.3	331129	L= 355
1.3 TDCi	55	10/08→	→			2	24.5228-0165.3	330879	L= 165
<b>FORD - KA Van (RB) 05/02→05/05</b>									
 <b>Bremssattel</b>									
1.3 i	44	05/02→05/05	←	☐			11.3481-8515.2	220365	ATE Ø 48 - Halter
			←	☐			24.3481-8515.5	240477	ATE Ø 48 - Halter
			←	☐			11.3481-8516.2	220366	ATE Ø 48 - Halter
			←	☐			24.3481-8516.5	240478	ATE Ø 48 - Halter
<b>Feder, Bremssattel</b>									
1.3 i	44	05/02→05/05				2	11.8116-0264.1	390594	ATE
<b>Führungshülsensatz, Bremssattel</b>									
1.3 i	44	05/02→05/05	←				11.0101-5407.2	260011	ATE
<b>Führungsbolzen, Bremssattel</b>									
1.3 i	44	05/02→05/05	←				11.8171-0008.1	990049	ATE
 <b>Bremsschlauch</b>									
1.3 i	44	05/02→05/05	→			2	24.5305-0351.3	330687	L= 350
<b>FORD - KUGA I 03/08→</b>									
 <b>Bremssattel</b>									
2.0 TDCi	100	03/08→11/12	←	☐; 04/08→			24.3571-9813.5	240557	ATE Ø 57 - Halter
2.0 TDCi 4x4	100	03/08→11/12	←	☐; 04/08→			24.3571-9814.5	240558	ATE Ø 57 - Halter
2.0 TDCi	103	03/10→11/12	←	☐			24.3571-9813.5	240557	ATE Ø 57 - Halter
2.0 TDCi 4x4	103	03/10→11/12	←	☐			24.3571-9814.5	240558	ATE Ø 57 - Halter
2.0 TDCi 4x4	120	03/10→11/12	←	☐			24.3571-9814.5	240558	ATE Ø 57 - Halter
2.5	147	03/09→11/12	←	☐			24.3571-9813.5	240557	ATE Ø 57 - Halter
2.5 4x4	147	03/09→	←	☐; → 12/12			24.3571-9813.5	240557	ATE Ø 57 - Halter
			←	☐; → 12/12			24.3571-9814.5	240558	ATE Ø 57 - Halter
<b>Halter, Bremssattel</b>									
2.0 TDCi	100	03/08→11/12	←	04/08→			11.0230-0818.1	260135	ATE
2.0 TDCi 4x4	100	03/08→11/12	←	04/08→			11.0230-0818.1	260135	ATE
2.0 TDCi	103	03/10→11/12	←				11.0230-0818.1	260135	ATE
2.0 TDCi 4x4	103	03/10→11/12	←				11.0230-0818.1	260135	ATE
2.0 TDCi 4x4	120	03/10→11/12	←				11.0230-0818.1	260135	ATE
2.5	147	03/09→11/12	←				11.0230-0818.1	260135	ATE
2.5 4x4	147	03/09→	←	→ 12/12			11.0230-0818.1	260135	ATE
<b>Feder, Bremssattel</b>									
2.0 TDCi	100	03/08→11/12	←	04/08→		2	11.8116-0356.1	390586	ATE
2.0 TDCi 4x4	100	03/08→11/12	←	04/08→		2	11.8116-0356.1	390586	ATE
2.0 TDCi	103	03/10→11/12	←			2	11.8116-0356.1	390586	ATE
2.0 TDCi 4x4	103	03/10→11/12	←			2	11.8116-0356.1	390586	ATE
2.0 TDCi 4x4	120	03/10→11/12	←			2	11.8116-0356.1	390586	ATE
2.5	147	03/09→11/12	←			2	11.8116-0356.1	390586	ATE
2.5 4x4	147	03/09→	←	→ 12/12		2	11.8116-0356.1	390586	ATE
<b>Führungshülsensatz, Bremssattel</b>									
2.0 TDCi	100	03/08→11/12	←	04/08→			11.0101-5407.2	260011	ATE
2.0 TDCi 4x4	100	03/08→11/12	←	04/08→			11.0101-5407.2	260011	ATE
2.0 TDCi	103	03/10→11/12	←				11.0101-5407.2	260011	ATE
2.0 TDCi 4x4	103	03/10→11/12	←				11.0101-5407.2	260011	ATE
2.0 TDCi 4x4	120	03/10→11/12	←				11.0101-5407.2	260011	ATE
2.5	147	03/09→11/12	←				11.0101-5407.2	260011	ATE
2.5 4x4	147	03/09→	←	→ 12/12			11.0101-5407.2	260011	ATE
<b>Führungsbolzen, Bremssattel</b>									
2.0 TDCi	100	03/08→11/12		04/08→			11.8171-0008.1	990049	ATE
2.0 TDCi 4x4	100	03/08→11/12		04/08→			11.8171-0008.1	990049	ATE
2.0 TDCi	103	03/10→11/12					11.8171-0008.1	990049	ATE
2.0 TDCi 4x4	103	03/10→11/12					11.8171-0008.1	990049	ATE
2.0 TDCi 4x4	120	03/10→11/12					11.8171-0008.1	990049	ATE
2.5	147	03/09→11/12					11.8171-0008.1	990049	ATE
2.5 4x4	147	03/09→		→ 12/12			11.8171-0008.1	990049	ATE
↓									








	kw			 	! #		
<b>FORD - KUGA I 03/08→</b>							
 <b>Bremsschlauch</b>							
2.0 TDCi	100	03/08→11/12	←	04/08→	2	83.7788-0435.3	331119 L= 435
2.0 TDCi 4x4	100	03/08→11/12	→	04/08→	2	83.7788-0472.3	331120 L= 472
2.0 TDCi	103	03/10→11/12	←		2	83.7788-0435.3	331119 L= 435
2.0 TDCi 4x4	103	03/10→11/12	→		2	83.7788-0472.3	331120 L= 472
2.0 TDCi 4x4	120	03/10→11/12					
2.5	147	03/09→11/12					
2.5 4x4	147	03/09→	←	→ 12/12	2	83.7788-0435.3	331119 L= 435
			→	→ 12/12	2	83.7788-0472.3	331120 L= 472
<b>FORD - KUGA II (DM2) 05/12→</b>							
 <b>Bremssattel</b>							
1.5 EcoBoost	88	01/16→	←			24.3571-9813.5	240557 ATE Ø 57 - Halter
1.5 EcoBoost	110	09/14→	←			24.3571-9814.5	240558 ATE Ø 57 - Halter
1.6 EcoBoost	110	03/13→	←				
1.6 EcoBoost 4x4	110	03/13→	→			11.9387-7084.2	220960 ATE Ø 38 - Halter
2.5	110	01/14→	→			11.9387-7099.2	221053 ATE Ø 38 - Halter
1.5 EcoBoost 4x4	134	09/14→	→			11.9387-7084.2	220960 ATE Ø 38 - Halter
1.5 TDCi	88	07/16→	→			11.9387-7099.2	221053 ATE Ø 38 - Halter
1.6 EcoBoost 4x4	134	03/13→	→			11.9387-7099.2	221053 ATE Ø 38 - Halter
2.0 TDCi	85	03/13→					
2.0 TDCi	88	09/14→					
2.0 TDCi	100	03/13→					
2.0 TDCi	103	03/13→					
2.0 TDCi	110	09/14→					
2.0 TDCi 4x4	100	03/13→					
2.0 TDCi 4x4	103	03/13→					
2.0 TDCi 4x4	110	09/14→					
2.0 TDCi 4x4	120	03/13→					
2.0 TDCi 4x4	132	09/14→					
<b>Feder, Bremssattel</b>							
1.5 EcoBoost	88	01/16→		- eFSB	2	11.8116-0340.1	390595 ATE
1.5 EcoBoost	110	09/14→					
1.5 EcoBoost 4x4	134	09/14→					
1.5 TDCi	88	07/16→					
1.6 EcoBoost	110	03/13→					
1.6 EcoBoost 4x4	110	03/13→					
1.6 EcoBoost 4x4	134	03/13→					
2.0 TDCi	85	03/13→					
2.0 TDCi	88	09/14→					
2.0 TDCi	100	03/13→					
2.0 TDCi	103	03/13→					
2.0 TDCi	110	09/14→					
2.0 TDCi 4x4	100	03/13→					
2.0 TDCi 4x4	103	03/13→					
2.0 TDCi 4x4	110	09/14→					
2.0 TDCi 4x4	120	03/13→					
2.0 TDCi 4x4	132	09/14→					
2.5	110	01/14→					
<b>Führungshülzensatz, Bremssattel</b>							
1.5 EcoBoost	88	01/16→	←			11.0101-5407.2	260011 ATE
1.5 EcoBoost	110	09/14→	→			11.0101-5407.2	260011 ATE
1.5 EcoBoost 4x4	134	09/14→	→	- eFSB		11.0101-5407.2	260011 ATE
1.5 TDCi	88	07/16→					
1.6 EcoBoost	110	03/13→					
1.6 EcoBoost 4x4	110	03/13→					
1.6 EcoBoost 4x4	134	03/13→					
2.0 TDCi	85	03/13→					
2.0 TDCi	88	09/14→					
2.0 TDCi	100	03/13→					
2.0 TDCi	103	03/13→					
2.0 TDCi	110	09/14→					
2.0 TDCi 4x4	100	03/13→					
2.0 TDCi 4x4	103	03/13→					
2.0 TDCi 4x4	110	09/14→					
2.0 TDCi 4x4	120	03/13→					
2.0 TDCi 4x4	132	09/14→					
2.5	110	01/14→					
<b>Führungsbolzen, Bremssattel</b>							
1.5 EcoBoost	88	01/16→		- eFSB		11.8171-0008.1	990049 ATE
1.5 EcoBoost	110	09/14→				11.8171-0008.1	990049 ATE
1.5 EcoBoost 4x4	134	09/14→					
1.5 TDCi	88	07/16→					
1.6 EcoBoost	110	03/13→					
1.6 EcoBoost 4x4	110	03/13→					
1.6 EcoBoost 4x4	134	03/13→					

	kw			 	! #		
<b>FORD - KUGA II (DM2) 05/12→</b>							
<b>Führungsbolzen, Bremsattel</b>							
2.0 TDCi	85	03/13→		- eFSB		11.8171-0008.1	990049 ATE
2.0 TDCi	88	09/14→				11.8171-0008.1	990049 ATE
2.0 TDCi	100	03/13→					
2.0 TDCi	103	03/13→					
2.0 TDCi	110	09/14→					
2.0 TDCi 4x4	100	03/13→					
2.0 TDCi 4x4	103	03/13→					
2.0 TDCi 4x4	110	09/14→					
2.0 TDCi 4x4	120	03/13→					
2.0 TDCi 4x4	132	09/14→					
2.5	110	01/14→					
<b>FORD - KUGA II Van 05/12→</b>							
 <b>Bremsattel</b>							
1.5 EcoBoost	110	09/14→	←	☐		24.3571-9813.5	240557 ATE Ø 57 - Halter
			←	☐		24.3571-9814.5	240558 ATE Ø 57 - Halter
			→	☐; - eFSB		11.9387-7084.2	220960 ATE Ø 38 - Halter
			→	☐; - eFSB		11.9387-7099.2	221053 ATE Ø 38 - Halter
1.5 EcoBoost 4x4	134	09/14→	→	☐; - eFSB		11.9387-7084.2	220960 ATE Ø 38 - Halter
2.0 TDCi	110	09/14→					
2.0 TDCi 4x4	110	09/14→	→	☐; - eFSB		11.9387-7099.2	221053 ATE Ø 38 - Halter
2.0 TDCi 4x4	132	09/14→					
<b>Feder, Bremsattel</b>							
1.5 EcoBoost	110	09/14→		- eFSB	2	11.8116-0340.1	390595 ATE
1.5 EcoBoost 4x4	134	09/14→					
2.0 TDCi	110	09/14→					
2.0 TDCi 4x4	110	09/14→					
2.0 TDCi 4x4	132	09/14→					
<b>Führungshülzensatz, Bremsattel</b>							
1.5 EcoBoost	110	09/14→	←			11.0101-5407.2	260011 ATE
1.5 EcoBoost 4x4	134	09/14→					
2.0 TDCi	110	09/14→	→	- eFSB		11.0101-5407.2	260011 ATE
2.0 TDCi 4x4	110	09/14→					
2.0 TDCi 4x4	132	09/14→					
<b>Führungsbolzen, Bremsattel</b>							
1.5 EcoBoost	110	09/14→		- eFSB		11.8171-0008.1	990049 ATE
1.5 EcoBoost 4x4	134	09/14→					
2.0 TDCi	110	09/14→				11.8171-0008.1	990049 ATE
2.0 TDCi 4x4	110	09/14→					
2.0 TDCi 4x4	132	09/14→					
<b>FORD - MONDEO I (GBP) 02/93→08/96</b>							
 <b>Bremsattel</b>							
1.6 i 16V	65	07/94→08/96	←	☐		24.3601-8527.5	240503 ATE Ø 60 - Halter
1.6 i 16V	66	02/93→08/96					
1.8 i 16V	82	07/94→08/96	←	☐		24.3601-8528.5	240504 ATE Ø 60 - Halter
1.8 i 16V	85	02/93→08/96	→	☐		24.3364-1703.5	240309 BOS Ø 36 - Halter
1.8 i 16V 4x4	85	02/93→08/96	→	☐		24.3364-1704.5	240310 BOS Ø 36 - Halter
1.8 TD	65	06/93→08/96	→	☐			
1.8 TD	66	10/95→08/96					
2.0 i 16V	97	12/94→08/96					
2.0 i 16V	100	02/93→08/96					
2.5 i 24V	125	07/94→08/96	→	☐; 08/94→		24.3364-1703.5	240309 BOS Ø 36 - Halter
			→	☐; 08/94→		24.3364-1704.5	240310 BOS Ø 36 - Halter
<b>Feder, Bremsattel</b>							
1.6 i 16V	65	07/94→08/96	←		2	11.8116-0301.1	390610 ATE
1.6 i 16V	66	02/93→08/96					
1.8 i 16V	82	07/94→08/96					
1.8 i 16V	85	02/93→08/96					
1.8 i 16V 4x4	85	02/93→08/96					
1.8 TD	65	06/93→08/96					
1.8 TD	66	10/95→08/96					
2.0 i 16V	97	12/94→08/96					
2.0 i 16V	100	02/93→08/96					
2.0 i 16V 4x4	97	12/94→08/96	←		2	11.8116-0143.1	390513 ATE
2.0 i 16V 4x4	100	04/93→08/96					
2.5 i 24V	125	07/94→08/96	←	08/94→	2	11.8116-0143.1	390513 ATE
<b>Führungshülzensatz, Bremsattel</b>							
1.6 i 16V	65	07/94→08/96	←			11.0101-5407.2	260011 ATE
1.6 i 16V	66	02/93→08/96					
↓							










	kW			 	! #		
<b>FORD - MONDEO I (GBP) 02/93→08/96</b>							
<b>Führungshülzensatz, Bremsattel</b>							
1.8 i 16V	82	07/94→08/96	←			11.0101-5407.2	260011 ATE
1.8 i 16V	85	02/93→08/96					
1.8 i 16V 4x4	85	02/93→08/96					
1.8 TD	65	06/93→08/96					
1.8 TD	66	10/95→08/96					
2.0 i 16V	97	12/94→08/96					
2.0 i 16V	100	02/93→08/96					
2.0 i 16V 4x4	97	12/94→08/96					
2.0 i 16V 4x4	100	04/93→08/96					
2.5 i 24V	125	07/94→08/96	←	08/94→		11.0101-5407.2	260011 ATE
<b>Führungsbolzen, Bremsattel</b>							
1.6 i 16V	65	07/94→08/96	←			11.8171-0008.1	990049 ATE
1.6 i 16V	66	02/93→08/96					
1.8 i 16V	82	07/94→08/96					
1.8 i 16V	85	02/93→08/96					
1.8 i 16V 4x4	85	02/93→08/96					
1.8 TD	65	06/93→08/96					
1.8 TD	66	10/95→08/96					
2.0 i 16V	97	12/94→08/96					
2.0 i 16V	100	02/93→08/96					
2.0 i 16V 4x4	97	12/94→08/96					
2.0 i 16V 4x4	100	04/93→08/96					
2.5 i 24V	125	07/94→08/96	←	08/94→		11.8171-0008.1	990049 ATE
<b>Dichtungssatz, Bremsattel</b>							
1.6 i 16V	65	07/94→08/96	←			11.0441-6007.2	250146 ATE
1.6 i 16V	66	02/93→08/96					
1.8 i 16V	82	07/94→08/96					
1.8 i 16V	85	02/93→08/96					
1.8 i 16V 4x4	85	02/93→08/96					
1.8 TD	65	06/93→08/96					
1.8 TD	66	10/95→08/96					
2.0 i 16V	97	12/94→08/96					
2.0 i 16V	100	02/93→08/96					
2.0 i 16V 4x4	97	12/94→08/96					
2.0 i 16V 4x4	100	04/93→08/96					
2.5 i 24V	125	07/94→08/96	←	08/94→		11.0441-6007.2	250146 ATE
<b>Bremsschlauch</b>							
1.6 i 16V	65	07/94→08/96	←		2	83.7114-0376.3	330373 L= 370
1.6 i 16V	66	02/93→08/96					
1.8 i 16V	82	07/94→08/96	→	01/96→; für Fahrzeuge mit Scheibenbremse an der Hinterachse	2	24.5309-0540.3	331368 L= 540
1.8 i 16V	85	02/93→08/96					
1.8 i 16V 4x4	85	02/93→08/96					
1.8 TD	65	06/93→08/96	→	01/96→; für Fahrzeuge mit Trommelbremse an der Hinterachse	2	83.6118-0281.3	330483 L= 280
1.8 TD	66	10/95→08/96					
2.0 i 16V	97	12/94→08/96					
2.0 i 16V	100	02/93→08/96	→	→ 12/95; für Fahrzeuge mit Trommelbremse an der Hinterachse	2	83.6227-0281.3	330424 L= 280
2.0 i 16V 4x4	97	12/94→08/96					
2.0 i 16V 4x4	100	04/93→08/96					
2.5 i 24V	125	07/94→08/96	←	08/94→	2	83.7114-0376.3	330373 L= 370
			→	01/96→; für Fahrzeuge mit Scheibenbremse an der Hinterachse	2	24.5309-0540.3	331368 L= 540
			→	01/96→; für Fahrzeuge mit Trommelbremse an der Hinterachse	2	83.6118-0281.3	330483 L= 280
			→	08/94→ 12/95; für Fahrzeuge mit Trommelbremse an der Hinterachse	2	83.6227-0281.3	330424 L= 280
<b>FORD - MONDEO I Kombi (BNP) 01/93→08/96</b>							
<b>Bremssattel</b>							
1.6 i 16V	65	07/94→08/96	←	☐		24.3601-8527.5	240503 ATE Ø 60 - Halter
1.6 i 16V	66	04/93→08/96	←	☐		24.3601-8528.5	240504 ATE Ø 60 - Halter
1.8 i 16V	82	07/94→08/96	←	☐		24.3364-1705.5	240311 BOS Ø 36 - Halter
1.8 i 16V	85	04/93→08/96	→	☐		24.3364-1706.5	240312 BOS Ø 36 - Halter
1.8 i 16V 4x4	85	04/93→08/96	→	☐			
1.8 TD	65	06/93→08/96	→	☐			
1.8 TD	66	11/95→08/96					
2.0 i 16V	97	01/93→08/96					
2.0 i 16V	100	04/93→08/96					
2.5 i 24V	125	07/94→08/96	→	☐; 08/94→		24.3364-1705.5	240311 BOS Ø 36 - Halter
			→	☐; 08/94→		24.3364-1706.5	240312 BOS Ø 36 - Halter
↓							












	kw			 	! #		
<b>FORD - MONDEO I Kombi (BNP) 01/93→08/96</b>							
<b>Feder, Bremssattel</b>							
1.6 i 16V	65	07/94→08/96	←		2	11.8116-0301.1 390610	ATE
1.6 i 16V	66	04/93→08/96					
1.8 i 16V	82	07/94→08/96					
1.8 i 16V	85	04/93→08/96					
1.8 i 16V 4x4	85	04/93→08/96					
1.8 TD	65	06/93→08/96					
1.8 TD	66	11/95→08/96					
2.0 i 16V	97	01/93→08/96					
2.0 i 16V	100	04/93→08/96					
2.0 i 16V 4x4	97	12/94→08/96	←		2	11.8116-0143.1 390513	ATE
2.0 i 16V 4x4	100	04/93→08/96					
2.5 i 24V	125	07/94→08/96	←	08/94→	2	11.8116-0143.1 390513	ATE
<b>Führungshülzensatz, Bremssattel</b>							
1.6 i 16V	65	07/94→08/96	←			11.0101-5407.2 260011	ATE
1.6 i 16V	66	04/93→08/96					
1.8 i 16V	82	07/94→08/96					
1.8 i 16V	85	04/93→08/96					
1.8 i 16V 4x4	85	04/93→08/96					
1.8 TD	65	06/93→08/96					
1.8 TD	66	11/95→08/96					
2.0 i 16V	97	01/93→08/96					
2.0 i 16V	100	04/93→08/96					
2.0 i 16V 4x4	97	12/94→08/96					
2.0 i 16V 4x4	100	04/93→08/96					
2.5 i 24V	125	07/94→08/96	←	08/94→		11.0101-5407.2 260011	ATE
<b>Führungsbolzen, Bremssattel</b>							
1.6 i 16V	65	07/94→08/96	←			11.8171-0008.1 990049	ATE
1.6 i 16V	66	04/93→08/96					
1.8 i 16V	82	07/94→08/96					
1.8 i 16V	85	04/93→08/96					
1.8 i 16V 4x4	85	04/93→08/96					
1.8 TD	65	06/93→08/96					
1.8 TD	66	11/95→08/96					
2.0 i 16V	97	01/93→08/96					
2.0 i 16V	100	04/93→08/96					
2.0 i 16V 4x4	97	12/94→08/96					
2.0 i 16V 4x4	100	04/93→08/96					
2.5 i 24V	125	07/94→08/96	←	08/94→		11.8171-0008.1 990049	ATE
<b>Dichtungssatz, Bremssattel</b>							
1.6 i 16V	65	07/94→08/96	←			11.0441-6007.2 250146	ATE
1.6 i 16V	66	04/93→08/96					
1.8 i 16V	82	07/94→08/96					
1.8 i 16V	85	04/93→08/96					
1.8 i 16V 4x4	85	04/93→08/96					
1.8 TD	65	06/93→08/96					
1.8 TD	66	11/95→08/96					
2.0 i 16V	97	01/93→08/96					
2.0 i 16V	100	04/93→08/96					
2.0 i 16V 4x4	97	12/94→08/96					
2.0 i 16V 4x4	100	04/93→08/96					
2.5 i 24V	125	07/94→08/96	←	08/94→		11.0441-6007.2 250146	ATE
<b>Bremsschlauch</b>							
1.6 i 16V	65	07/94→08/96	←		2	83.7114-0376.3 330373	L= 370
1.6 i 16V	66	04/93→08/96					
1.8 i 16V	82	07/94→08/96	→	für Fahrzeuge mit Scheibenbremse an der Hinterachse	2	24.5164-0315.3 331209	L= 315
1.8 i 16V	85	04/93→08/96					
1.8 i 16V 4x4	85	04/93→08/96	→	für Fahrzeuge mit Trommelbremse an der Hinterachse	2	83.6114-0300.3 330258	L= 300
1.8 TD	65	06/93→08/96					
1.8 TD	66	11/95→08/96					
2.0 i 16V	97	01/93→08/96					
2.0 i 16V	100	04/93→08/96					
2.0 i 16V 4x4	97	12/94→08/96	←		2	83.7114-0376.3 330373	L= 370
2.0 i 16V 4x4	100	04/93→08/96	→	01/96→; für Fahrzeuge mit Scheibenbremse an der Hinterachse	2	24.5309-0540.3 331368	L= 540
			→	01/96→; für Fahrzeuge mit Trommelbremse an der Hinterachse	2	83.6118-0281.3 330483	L= 280
			→	→ 12/95; für Fahrzeuge mit Trommelbremse an der Hinterachse	2	83.6227-0281.3 330424	L= 280
2.5 i 24V	125	07/94→08/96	←	08/94→	2	83.7114-0376.3 330373	L= 370
↓							

	kw			 	! #		
<b>FORD - MONDEO I Kombi (BNP) 01/93→08/96</b>							
<b>Bremsschlauch</b>							
2.5 i 24V	125	07/94→08/96	➔	08/94→; für Fahrzeuge mit Scheibenbremse an der Hinterachse	2	24.5164-0315.3 331209	L= 315
			➔	08/94→; für Fahrzeuge mit Trommelbremse an der Hinterachse	2	83.6114-0300.3 330258	L= 300
<b>FORD - MONDEO I Stufenheck (GBP) 02/93→08/96</b>							
<b>Bremssattel</b>							
1.6 i 16V	65	07/94→08/96	←			24.3601-8527.5 240503	ATE Ø 60 - Halter
1.6 i 16V	66	02/93→08/96	←			24.3601-8528.5 240504	ATE Ø 60 - Halter
1.8 i 16V	82	01/94→08/96	←			24.3601-8528.5 240504	ATE Ø 60 - Halter
1.8 i 16V	85	02/93→08/96	➔			24.3364-1703.5 240309	BOS Ø 36 - Halter
1.8 TD	65	06/93→08/96	➔			24.3364-1703.5 240309	BOS Ø 36 - Halter
1.8 TD	66	10/95→08/96	➔			24.3364-1704.5 240310	BOS Ø 36 - Halter
1.8 4x4	85	02/93→08/96	←			24.3601-8527.5 240503	ATE Ø 60 - Halter
2.0 i 16V	100	02/93→08/96	←			24.3601-8528.5 240504	ATE Ø 60 - Halter
			←			24.3601-8528.5 240504	ATE Ø 60 - Halter
2.5 i 24V	125	07/94→08/96	➔	☐; 08/94→		24.3364-1703.5 240309	BOS Ø 36 - Halter
			➔	☐; 08/94→		24.3364-1704.5 240310	BOS Ø 36 - Halter
<b>Feder, Bremssattel</b>							
1.6 i 16V	65	07/94→08/96	←		2	11.8116-0301.1 390610	ATE
1.6 i 16V	66	02/93→08/96	←				
1.8 4x4	85	02/93→08/96	←				
1.8 i 16V	82	01/94→08/96	←				
1.8 i 16V	85	02/93→08/96	←				
1.8 TD	65	06/93→08/96	←				
1.8 TD	66	10/95→08/96	←				
2.0 i 16V	100	02/93→08/96	←				
2.0 i 16V 4x4	97	12/94→08/96	←		2	11.8116-0143.1 390513	ATE
2.0 i 16V 4x4	100	02/93→08/96	←	04/93→	2	11.8116-0143.1 390513	ATE
2.5 i 24V	125	07/94→08/96	←	08/94→	2	11.8116-0143.1 390513	ATE
<b>Führungshülzensatz, Bremssattel</b>							
1.6 i 16V	65	07/94→08/96	←			11.0101-5407.2 260011	ATE
1.6 i 16V	66	02/93→08/96	←				
1.8 4x4	85	02/93→08/96	←				
1.8 i 16V	82	01/94→08/96	←				
1.8 i 16V	85	02/93→08/96	←				
1.8 TD	65	06/93→08/96	←				
1.8 TD	66	10/95→08/96	←				
2.0 i 16V	100	02/93→08/96	←				
2.0 i 16V 4x4	97	12/94→08/96	←				
2.0 i 16V 4x4	100	02/93→08/96	←	04/93→		11.0101-5407.2 260011	ATE
2.5 i 24V	125	07/94→08/96	←	08/94→		11.0101-5407.2 260011	ATE
<b>Führungsbolzen, Bremssattel</b>							
1.6 i 16V	65	07/94→08/96	←			11.8171-0008.1 990049	ATE
1.6 i 16V	66	02/93→08/96	←				
1.8 4x4	85	02/93→08/96	←				
1.8 i 16V	82	01/94→08/96	←				
1.8 i 16V	85	02/93→08/96	←				
1.8 TD	65	06/93→08/96	←				
1.8 TD	66	10/95→08/96	←				
2.0 i 16V	100	02/93→08/96	←				
2.0 i 16V 4x4	97	12/94→08/96	←				
2.0 i 16V 4x4	100	02/93→08/96	←	04/93→		11.8171-0008.1 990049	ATE
2.5 i 24V	125	07/94→08/96	←	08/94→		11.8171-0008.1 990049	ATE
<b>Dichtungssatz, Bremssattel</b>							
1.6 i 16V	65	07/94→08/96	←			11.0441-6007.2 250146	ATE
1.6 i 16V	66	02/93→08/96	←				
1.8 4x4	85	02/93→08/96	←				
1.8 i 16V	82	01/94→08/96	←				
1.8 i 16V	85	02/93→08/96	←				
1.8 TD	65	06/93→08/96	←				
1.8 TD	66	10/95→08/96	←				
2.0 i 16V	100	02/93→08/96	←				
2.0 i 16V 4x4	97	12/94→08/96	←				
2.0 i 16V 4x4	100	02/93→08/96	←	04/93→		11.0441-6007.2 250146	ATE
2.5 i 24V	125	07/94→08/96	←	08/94→		11.0441-6007.2 250146	ATE
↓							





















	kW			 	! #		
<b>FORD - MONDEO I Stufenheck (GBP) 02/93→08/96</b>							
 <b>Bremsschlauch</b>							
1.6 i 16V	65	07/94→08/96	←		2	83.7114-0376.3 330373	L= 370
1.6 i 16V	66	02/93→08/96	→	01/96→; für Fahrzeuge mit Scheibenbremse an der Hinterachse	2	24.5309-0540.3 331368	L= 540
1.8 i 16V	82	01/94→08/96	→				
1.8 i 16V	85	02/93→08/96	→				
1.8 TD	65	06/93→08/96	→				
1.8 TD	66	10/95→08/96	→	01/96→; für Fahrzeuge mit Trommelbremse an der Hinterachse	2	83.6118-0281.3 330483	L= 280
2.0 i 16V 4x4	97	12/94→08/96	→		→ 12/95; für Fahrzeuge mit Trommelbremse an der Hinterachse	2	83.6227-0281.3 330424
1.8 4x4	85	02/93→08/96	←		2	83.7114-0376.3 330373	L= 370
2.0 i 16V	100	02/93→08/96	←		2	83.7114-0376.3 330373	L= 370
2.0 i 16V 4x4	100	02/93→08/96	←	04/93→	2	83.7114-0376.3 330373	L= 370
			→	01/96→; für Fahrzeuge mit Scheibenbremse an der Hinterachse	2	24.5309-0540.3 331368	L= 540
			→	01/96→; für Fahrzeuge mit Trommelbremse an der Hinterachse	2	83.6118-0281.3 330483	L= 280
			→	04/93→ 12/95; für Fahrzeuge mit Trommelbremse an der Hinterachse	2	83.6227-0281.3 330424	L= 280
2.5 i 24V	125	07/94→08/96	←	08/94→	2	83.7114-0376.3 330373	L= 370
			→	01/96→; für Fahrzeuge mit Scheibenbremse an der Hinterachse	2	24.5309-0540.3 331368	L= 540
			→	01/96→; für Fahrzeuge mit Trommelbremse an der Hinterachse	2	83.6118-0281.3 330483	L= 280
			→	08/94→ 12/95; für Fahrzeuge mit Trommelbremse an der Hinterachse	2	83.6227-0281.3 330424	L= 280
<b>FORD - MONDEO II (BAP) 08/96→09/00</b>							
 <b>Bremssattel</b>							
1.6 i	66	08/96→09/00	←	☐; 10/96→		24.3601-8527.5 240503	ATE Ø 60 - Halter
1.8 i	85	08/96→09/00	←	☐; 10/96→		24.3601-8528.5 240504	ATE Ø 60 - Halter
1.8 TD	66	08/96→09/00	→	☐; 10/96→		24.3364-1703.5 240309	BOS Ø 36 - Halter
2.0 i	96	08/96→09/00	→	☐; 10/96→		24.3364-1704.5 240310	BOS Ø 36 - Halter
1.6 i 16V	70	05/98→09/00	←	☐		24.3601-8527.5 240503	ATE Ø 60 - Halter
2.5 24V	125	06/00→09/00	←	☐		24.3601-8528.5 240504	ATE Ø 60 - Halter
			→	☐		24.3364-1703.5 240309	BOS Ø 36 - Halter
			→	☐		24.3364-1704.5 240310	BOS Ø 36 - Halter
2.5 24V	125	08/96→09/00	←	☐; 12/97→		24.3601-8527.5 240503	ATE Ø 60 - Halter
			←	☐; 12/97→		24.3601-8528.5 240504	ATE Ø 60 - Halter
			→	☐; 10/96→		24.3364-1703.5 240309	BOS Ø 36 - Halter
			→	☐; 10/96→		24.3364-1704.5 240310	BOS Ø 36 - Halter
2.5 ST 200	151	05/99→09/00	←	☐		24.3601-8527.5 240503	ATE Ø 60 - Halter
			←	☐		24.3601-8528.5 240504	ATE Ø 60 - Halter
			→	☐; Limousine		24.3364-1703.5 240309	BOS Ø 36 - Halter
			→	☐; Limousine		24.3364-1704.5 240310	BOS Ø 36 - Halter
			→	☐; Kombi		24.3364-1705.5 240311	BOS Ø 36 - Halter
			→	☐; Kombi		24.3364-1706.5 240312	BOS Ø 36 - Halter
<b>Feder, Bremssattel</b>							
1.6 i	66	08/96→09/00	←	10/96→	2	11.8116-0301.1 390610	ATE
1.8 i	85	08/96→09/00	←				
1.8 TD	66	08/96→09/00	←				
2.0 i	96	08/96→09/00	←				
1.6 i 16V	70	05/98→09/00	←		2	11.8116-0301.1 390610	ATE
2.5 24V	125	06/00→09/00	←				
2.5 ST 200	151	05/99→09/00	←				
2.5 24V	125	08/96→09/00	←	10/96→ 11/97	2	11.8116-0143.1 390513	ATE
↓			←	12/97→	2	11.8116-0301.1 390610	ATE

	kW			 	! #		
<b>FORD - MONDEO II (BAP) 08/96→09/00</b>							
<b>Führungshülzensatz, Bremsattel</b>							
1.6 i	66	08/96→09/00	←	10/96→		11.0101-5407.2 260011	ATE
1.8 i	85	08/96→09/00					
1.8 TD	66	08/96→09/00					
2.0 i	96	08/96→09/00					
1.6 i 16V	70	05/98→09/00	←			11.0101-5407.2 260011	ATE
2.5 24V	125	06/00→09/00					
2.5 ST 200	151	05/99→09/00					
2.5 24V	125	08/96→09/00	←	12/97→		11.0101-5407.2 260011	ATE
			←	10/96→ 11/97		11.0101-5407.2 260011	ATE
<b>Führungsbolzen, Bremsattel</b>							
1.6 i	66	08/96→09/00	←	10/96→		11.8171-0008.1 990049	ATE
1.8 i	85	08/96→09/00					
1.8 TD	66	08/96→09/00					
2.0 i	96	08/96→09/00					
1.6 i 16V	70	05/98→09/00	←			11.8171-0008.1 990049	ATE
2.5 24V	125	06/00→09/00					
2.5 ST 200	151	05/99→09/00					
2.5 24V	125	08/96→09/00	←	12/97→		11.8171-0008.1 990049	ATE
			←	10/96→ 11/97		11.8171-0008.1 990049	ATE
<b>Dichtungssatz, Bremsattel</b>							
1.6 i	66	08/96→09/00	←	10/96→		11.0441-6007.2 250146	ATE
1.8 i	85	08/96→09/00					
1.8 TD	66	08/96→09/00					
2.0 i	96	08/96→09/00					
1.6 i 16V	70	05/98→09/00	←			11.0441-6007.2 250146	ATE
2.5 24V	125	06/00→09/00					
2.5 ST 200	151	05/99→09/00					
2.5 24V	125	08/96→09/00	←	12/97→		11.0441-6007.2 250146	ATE
			←	10/96→ 11/97		11.0441-6007.2 250146	ATE
<b> Bremsschlauch</b>							
1.6 i	66	08/96→09/00	←	10/96→	2	83.7114-0376.3 330373	L= 370
1.8 i	85	08/96→09/00					
1.8 TD	66	08/96→09/00	→	10/96→;	2	24.5309-0540.3 331368	L= 540
2.0 i	96	08/96→09/00		für Fahrzeuge mit Scheibenbremse an der Hinterachse			
2.5 24V	125	08/96→09/00	→	10/96→;	2	83.6118-0281.3 330483	L= 280
				für Fahrzeuge mit Trommelbremse an der Hinterachse			
1.6 i 16V	70	05/98→09/00	←		2	83.7114-0376.3 330373	L= 370
2.5 24V	125	06/00→09/00	→	für Fahrzeuge mit Scheibenbremse an der Hinterachse	2	24.5309-0540.3 331368	L= 540
			→	für Fahrzeuge mit Trommelbremse an der Hinterachse	2	83.6118-0281.3 330483	L= 280
2.5 ST 200	151	05/99→09/00	→	☐; Kombi; für Fahrzeuge mit Scheibenbremse an der Hinterachse		24.5164-0316.3 331210	L= 315
			→	☐; Kombi; für Fahrzeuge mit Scheibenbremse an der Hinterachse		24.5164-0317.3 331211	L= 315
			→	Limousine; für Fahrzeuge mit Scheibenbremse an der Hinterachse	2	24.5309-0540.3 331368	L= 540
			→	Kombi; für Fahrzeuge mit Trommelbremse an der Hinterachse	2	83.6114-0300.3 330258	L= 300
			→	Limousine; für Fahrzeuge mit Trommelbremse an der Hinterachse	2	83.6118-0281.3 330483	L= 280
<b>FORD - MONDEO II Kombi (BNP) 08/96→09/00</b>							
<b> Bremssattel</b>							
1.6 i	66	08/96→09/00	←	☐; 10/96→		24.3601-8527.5 240503	ATE Ø 60 - Halter
1.8 i	85	08/96→09/00	←	☐; 10/96→		24.3601-8528.5 240504	ATE Ø 60 - Halter
1.8 TD	66	08/96→09/00	←	☐; 10/96→		24.3364-1705.5 240311	BOS Ø 36 - Halter
2.0 i	96	08/96→09/00	→	☐; 10/96→		24.3364-1706.5 240312	BOS Ø 36 - Halter
			→	☐; 10/96→			
1.6 i 16V	70	05/98→09/00	←	☐		24.3601-8527.5 240503	ATE Ø 60 - Halter
2.5 24V	125	10/99→09/00	←	☐		24.3601-8528.5 240504	ATE Ø 60 - Halter
			→	☐		24.3364-1705.5 240311	BOS Ø 36 - Halter
↓							





	kw			 	! #		
<b>FORD - MONDEO II Kombi (BNP) 08/96→09/00</b>							
<b> Bremssattel</b>							
1.6 i 16V 2.5 24V	70 125	05/98→09/00 10/99→09/00	➡	☐		24.3364-1706.5 240312	BOS Ø 36 - Halter
2.5 24V	125	08/96→09/00	←	☐; 12/97→		24.3601-8527.5 240503	ATE Ø 60 - Halter
			←	☐; 12/97→		24.3601-8528.5 240504	ATE Ø 60 - Halter
			➡	☐; 10/96→		24.3364-1705.5 240311	BOS Ø 36 - Halter
			➡	☐; 10/96→		24.3364-1706.5 240312	BOS Ø 36 - Halter
2.5 ST 200	151	05/99→09/00	←	☐		24.3601-8527.5 240503	ATE Ø 60 - Halter
			←	☐		24.3601-8528.5 240504	ATE Ø 60 - Halter
			➡	☐; Limousine		24.3364-1703.5 240309	BOS Ø 36 - Halter
			➡	☐; Limousine		24.3364-1704.5 240310	BOS Ø 36 - Halter
			➡	☐; Kombi		24.3364-1705.5 240311	BOS Ø 36 - Halter
			➡	☐; Kombi		24.3364-1706.5 240312	BOS Ø 36 - Halter
<b>Feder, Bremssattel</b>							
1.6 i 1.8 i 1.8 TD 2.0 i	66 85 66 96	08/96→09/00 08/96→09/00 08/96→09/00 08/96→09/00	←	10/96→	2	11.8116-0301.1 390610	ATE
1.6 i 16V 2.5 24V 2.5 ST 200	70 125 151	05/98→09/00 10/99→09/00 05/99→09/00	←		2	11.8116-0301.1 390610	ATE
2.5 24V	125	08/96→09/00	←	10/96→ 11/97	2	11.8116-0143.1 390513	ATE
			←	12/97→	2	11.8116-0301.1 390610	ATE
<b>Führungshülzensatz, Bremssattel</b>							
1.6 i 1.8 i 1.8 TD 2.0 i	66 85 66 96	08/96→09/00 08/96→09/00 08/96→09/00 08/96→09/00	←	10/96→		11.0101-5407.2 260011	ATE
1.6 i 16V 2.5 24V 2.5 ST 200	70 125 151	05/98→09/00 10/99→09/00 05/99→09/00	←			11.0101-5407.2 260011	ATE
2.5 24V	125	08/96→09/00	←	12/97→		11.0101-5407.2 260011	ATE
			←	10/96→ 11/97		11.0101-5407.2 260011	ATE
<b>Führungsbolzen, Bremssattel</b>							
1.6 i 1.8 i 1.8 TD 2.0 i	66 85 66 96	08/96→09/00 08/96→09/00 08/96→09/00 08/96→09/00	←	10/96→		11.8171-0008.1 990049	ATE
1.6 i 16V 2.5 24V 2.5 ST 200	70 125 151	05/98→09/00 10/99→09/00 05/99→09/00	←			11.8171-0008.1 990049	ATE
2.5 24V	125	08/96→09/00	←	12/97→		11.8171-0008.1 990049	ATE
			←	10/96→ 11/97		11.8171-0008.1 990049	ATE
<b>Dichtungssatz, Bremssattel</b>							
1.6 i 1.8 i 1.8 TD 2.0 i	66 85 66 96	08/96→09/00 08/96→09/00 08/96→09/00 08/96→09/00	←	10/96→		11.0441-6007.2 250146	ATE
1.6 i 16V 2.5 24V 2.5 ST 200	70 125 151	05/98→09/00 10/99→09/00 05/99→09/00	←			11.0441-6007.2 250146	ATE
2.5 24V	125	08/96→09/00	←	12/97→		11.0441-6007.2 250146	ATE
			←	10/96→ 11/97		11.0441-6007.2 250146	ATE
<b> Bremsschlauch</b>							
1.6 i 1.8 i 1.8 TD 2.0 i 2.5 24V	66 85 66 96 125	08/96→09/00 08/96→09/00 08/96→09/00 08/96→09/00 08/96→09/00	←	10/96→	2	83.7114-0376.3 330373	L= 370
↓			➡	10/96→ 04/97; für Fahrzeuge mit Scheibenbremse an der Hinterachse	2	24.5164-0315.3 331209	L= 315
			➡	☐; 05/97→; für Fahrzeuge mit Scheibenbremse an der Hinterachse		24.5164-0316.3 331210	L= 315
			➡	☐; 05/97→; für Fahrzeuge mit Scheibenbremse an der Hinterachse		24.5164-0317.3 331211	L= 315

	kW			 	! #		
<b>FORD - MONDEO II Kombi (BNP) 08/96→09/00</b>							
 <b>Bremsschlauch</b>							
1.6 i	66	08/96→09/00	➔	10/96→ 04/97; für Fahrzeuge mit Trommelbremse an der Hinterachse	2	83.6114-0300.3 330258	L= 300
1.8 i	85	08/96→09/00					
1.8 TD	66	08/96→09/00					
2.0 i	96	08/96→09/00	➔	05/97→; für Fahrzeuge mit Trommelbremse an der Hinterachse	2	83.6114-0300.3 330258	L= 300
2.5 24V	125	08/96→09/00					
1.6 i 16V	70	05/98→09/00	➔		2	83.7114-0376.3 330373	L= 370
2.5 24V	125	10/99→09/00	➔	☐; für Fahrzeuge mit Scheibenbremse an der Hinterachse		24.5164-0316.3 331210	L= 315
			➔	☐; für Fahrzeuge mit Scheibenbremse an der Hinterachse		24.5164-0317.3 331211	L= 315
			➔	für Fahrzeuge mit Trommelbremse an der Hinterachse	2	83.6114-0300.3 330258	L= 300
2.5 ST 200	151	05/99→09/00	➔	☐; Kombi; für Fahrzeuge mit Scheibenbremse an der Hinterachse		24.5164-0316.3 331210	L= 315
			➔	☐; Kombi; für Fahrzeuge mit Scheibenbremse an der Hinterachse		24.5164-0317.3 331211	L= 315
			➔	Limousine; für Fahrzeuge mit Scheibenbremse an der Hinterachse	2	24.5309-0540.3 331368	L= 540
			➔	Kombi; für Fahrzeuge mit Trommelbremse an der Hinterachse	2	83.6114-0300.3 330258	L= 300
			➔	Limousine; für Fahrzeuge mit Trommelbremse an der Hinterachse	2	83.6118-0281.3 330483	L= 280
<b>FORD - MONDEO II Stufenheck (BFP) 08/96→09/00</b>							
 <b>Bremssattel</b>							
1.6 i	66	08/96→09/00	➔	☐; 10/96→		24.3601-8527.5 240503	ATE Ø 60 - Halter
1.8 i	85	08/96→09/00	➔	☐; 10/96→		24.3601-8528.5 240504	ATE Ø 60 - Halter
1.8 TD	66	08/96→09/00	➔	☐; 10/96→		24.3364-1703.5 240309	BOS Ø 36 - Halter
2.0 i	96	08/96→09/00	➔	☐; 10/96→		24.3364-1704.5 240310	BOS Ø 36 - Halter
1.6 i 16V	70	05/98→09/00	➔	☐		24.3601-8527.5 240503	ATE Ø 60 - Halter
2.5 24V	125	06/00→09/00	➔	☐		24.3601-8528.5 240504	ATE Ø 60 - Halter
			➔	☐		24.3364-1703.5 240309	BOS Ø 36 - Halter
			➔	☐		24.3364-1704.5 240310	BOS Ø 36 - Halter
2.5 24V	125	08/96→09/00	➔	☐; 12/97→		24.3601-8527.5 240503	ATE Ø 60 - Halter
			➔	☐; 12/97→		24.3601-8528.5 240504	ATE Ø 60 - Halter
			➔	☐; 10/96→		24.3364-1703.5 240309	BOS Ø 36 - Halter
			➔	☐; 10/96→		24.3364-1704.5 240310	BOS Ø 36 - Halter
2.5 ST 200	151	05/99→09/00	➔	☐		24.3601-8527.5 240503	ATE Ø 60 - Halter
			➔	☐		24.3601-8528.5 240504	ATE Ø 60 - Halter
			➔	☐; Limousine		24.3364-1703.5 240309	BOS Ø 36 - Halter
			➔	☐; Limousine		24.3364-1704.5 240310	BOS Ø 36 - Halter
			➔	☐; Kombi		24.3364-1705.5 240311	BOS Ø 36 - Halter
			➔	☐; Kombi		24.3364-1706.5 240312	BOS Ø 36 - Halter
<b>Feder, Bremssattel</b>							
1.6 i	66	08/96→09/00	➔	10/96→	2	11.8116-0301.1 390610	ATE
1.8 i	85	08/96→09/00					
1.8 TD	66	08/96→09/00					
2.0 i	96	08/96→09/00					
1.6 i 16V	70	05/98→09/00	➔		2	11.8116-0301.1 390610	ATE
2.5 24V	125	06/00→09/00					
2.5 ST 200	151	05/99→09/00					
2.5 24V	125	08/96→09/00	➔	10/96→ 11/97	2	11.8116-0143.1 390513	ATE
			➔	12/97→	2	11.8116-0301.1 390610	ATE
<b>Führungshülzensatz, Bremssattel</b>							
1.6 i	66	08/96→09/00	➔	10/96→		11.0101-5407.2 260011	ATE
1.8 i	85	08/96→09/00					
1.8 TD	66	08/96→09/00					
↓							



### FORD - MONDEO II Stufenheck (BFP) 08/96→09/00

#### Führungshülzensatz, Bremsattel

2.0 i	96	08/96→09/00	←	10/96→		11.0101-5407.2	260011	ATE
1.6 i 16V	70	05/98→09/00	←			11.0101-5407.2	260011	ATE
2.5 24V	125	06/00→09/00						
2.5 ST 200	151	05/99→09/00						
2.5 24V	125	08/96→09/00	←	12/97→		11.0101-5407.2	260011	ATE
			←	10/96→ 11/97		11.0101-5407.2	260011	ATE

#### Führungsbolzen, Bremsattel

1.6 i	66	08/96→09/00	←	10/96→		11.8171-0008.1	990049	ATE
1.8 i	85	08/96→09/00						
1.8 TD	66	08/96→09/00						
2.0 i	96	08/96→09/00						
1.6 i 16V	70	05/98→09/00	←			11.8171-0008.1	990049	ATE
2.5 24V	125	06/00→09/00						
2.5 ST 200	151	05/99→09/00						
2.5 24V	125	08/96→09/00	←	12/97→		11.8171-0008.1	990049	ATE
			←	10/96→ 11/97		11.8171-0008.1	990049	ATE

#### Dichtungssatz, Bremsattel

1.6 i	66	08/96→09/00	←	10/96→		11.0441-6007.2	250146	ATE
1.8 i	85	08/96→09/00						
1.8 TD	66	08/96→09/00						
2.0 i	96	08/96→09/00						
1.6 i 16V	70	05/98→09/00	←			11.0441-6007.2	250146	ATE
2.5 24V	125	06/00→09/00						
2.5 ST 200	151	05/99→09/00						
2.5 24V	125	08/96→09/00	←	12/97→		11.0441-6007.2	250146	ATE
			←	10/96→ 11/97		11.0441-6007.2	250146	ATE













#### Bremsschlauch








1.6 i	66	08/96→09/00	←	10/96→	2	83.7114-0376.3	330373	L= 370
1.8 i	85	08/96→09/00	→	10/96→;	2	24.5309-0540.3	331368	L= 540
1.8 TD	66	08/96→09/00		für Fahrzeuge mit Scheibenbremse an der Hinterachse				
2.0 i	96	08/96→09/00	→	10/96→;	2	83.6118-0281.3	330483	L= 280
2.5 24V	125	08/96→09/00		für Fahrzeuge mit Trommelbremse an der Hinterachse				
1.6 i 16V	70	05/98→09/00	←		2	83.7114-0376.3	330373	L= 370
2.5 24V	125	06/00→09/00	→	für Fahrzeuge mit Scheibenbremse an der Hinterachse	2	24.5309-0540.3	331368	L= 540
			→	für Fahrzeuge mit Trommelbremse an der Hinterachse	2	83.6118-0281.3	330483	L= 280
2.5 ST 200	151	05/99→09/00	→	☐; Kombi; für Fahrzeuge mit Scheibenbremse an der Hinterachse		24.5164-0316.3	331210	L= 315
			→	☐; Kombi; für Fahrzeuge mit Scheibenbremse an der Hinterachse		24.5164-0317.3	331211	L= 315
			→	Limousine; für Fahrzeuge mit Scheibenbremse an der Hinterachse	2	24.5309-0540.3	331368	L= 540
			→	Kombi; für Fahrzeuge mit Trommelbremse an der Hinterachse	2	83.6114-0300.3	330258	L= 300
			→	Limousine; für Fahrzeuge mit Trommelbremse an der Hinterachse	2	83.6118-0281.3	330483	L= 280








### FORD - MONDEO III (B5Y) 10/00→03/07








#### Bremsattel








1.8 16V	81	10/00→03/07	←	☐		24.3571-1735.5	240385	BOS Ø 57 - Halter
1.8 16V	92	10/00→03/07	←	☐		24.3571-1736.5	240386	BOS Ø 57 - Halter
1.8 SCi	96	06/03→03/07	←	☐				
2.0 16V	107	10/00→03/07	→	☐; → 08/04		24.3384-1713.5	240431	Ø 38 - Halter
2.0 16V DI / TDDi / TDCi	66	10/00→03/07	→	☐; → 08/04		24.3384-1714.5	240432	Ø 38 - Halter
2.0 16V TDDi / TDCi	85	10/00→03/07	→	☐; → 08/04				
2.0 TDCi	96	10/01→03/07						
2.5 V6 24V	125	10/00→03/07						
ST220	166	04/02→03/07						
2.2 TDCi	110	09/04→03/07	←	☐		24.3571-1735.5	240385	BOS Ø 57 - Halter
2.2 TDCi	114	09/04→03/07	←	☐		24.3571-1736.5	240386	BOS Ø 57 - Halter
3.0 V6 24V	150	09/04→03/07	←	☐				
↓								

	kw			 	! #		
<b>FORD - MONDEO III (B5Y) 10/00→03/07</b>							
 <b>Bremsschlauch</b>							
1.8 16V	81	10/00→03/07	←		2	83.7188-0446.3 330664	L= 470
1.8 16V	92	10/00→03/07	→		2	24.5148-0280.3 331428	L= 280
1.8 SCi	96	06/03→03/07					
2.0 16V	107	10/00→03/07					
2.0 16V DI / TDDi / TDCi	66	10/00→03/07					
2.0 16V TDDi / TDCi	85	10/00→03/07					
2.0 TDCi	96	10/01→03/07					
2.2 TDCi	110	09/04→03/07					
2.2 TDCi	114	09/04→03/07					
2.5 V6 24V	125	10/00→03/07					
3.0 V6 24V	150	09/04→03/07					
ST220	166	04/02→03/07					
<b>FORD - MONDEO III Kombi (BWY) 10/00→03/07</b>							
 <b>Bremssattel</b>							
1.8 16V	81	10/00→03/07	←	☐		24.3571-1735.5 240385	BOS Ø 57 - Halter
1.8 16V	92	10/00→03/07	←	☐		24.3571-1736.5 240386	BOS Ø 57 - Halter
1.8 SCi	96	06/03→03/07					
2.0 16V	107	10/00→03/07	→	☐; → 08/04		24.3384-1757.5 240473	BOS Ø 38 - Halter
2.0 16V DI / TDDi / TDCi	66	10/00→03/07					
2.0 16V TDDi / TDCi	85	10/00→03/07	→	☐; → 08/04		24.3384-1758.5 240474	BOS Ø 38 - Halter
2.0 TDCi	96	10/01→03/07					
2.5 V6 24V	125	10/00→03/07					
ST220	166	04/02→03/07					
2.2 TDCi	110	09/04→03/07	←	☐		24.3571-1735.5 240385	BOS Ø 57 - Halter
2.2 TDCi	114	09/04→03/07	←	☐		24.3571-1736.5 240386	BOS Ø 57 - Halter
3.0 V6 24V	150	09/04→03/07	←	☐		24.3571-1736.5 240386	BOS Ø 57 - Halter
 <b>Bremsschlauch</b>							
1.8 16V	81	10/00→03/07	←		2	83.7188-0446.3 330664	L= 470
1.8 16V	92	10/00→03/07	→		2	24.5148-0280.3 331428	L= 280
1.8 SCi	96	06/03→03/07					
2.0 16V	107	10/00→03/07					
2.0 16V DI / TDDi / TDCi	66	10/00→03/07					
2.0 16V TDDi / TDCi	85	10/00→03/07					
2.0 TDCi	96	10/01→03/07					
2.2 TDCi	110	09/04→03/07					
2.2 TDCi	114	09/04→03/07					
2.5 V6 24V	125	10/00→03/07					
3.0 V6 24V	150	09/04→03/07					
ST220	166	04/02→03/07					
<b>FORD - MONDEO III Stufenheck (B4Y) 10/00→03/07</b>							
 <b>Bremssattel</b>							
1.8 16V	81	10/00→03/07	←	☐		24.3571-1735.5 240385	BOS Ø 57 - Halter
1.8 16V	92	10/00→03/07	←	☐		24.3571-1736.5 240386	BOS Ø 57 - Halter
1.8 SCi	96	06/03→03/07					
2.0 16V	107	10/00→03/07	→	☐; → 08/04		24.3384-1713.5 240431	Ø 38 - Halter
2.0 16V DI / TDDi / TDCi	66	10/00→03/07					
2.0 16V TDDi / TDCi	85	10/00→03/07	→	☐; → 08/04		24.3384-1714.5 240432	Ø 38 - Halter
2.0 TDCi	96	10/01→03/07					
2.5 V6 24V	125	10/00→03/07					
ST220	166	04/02→03/07					
2.0 TDCi	92	10/00→03/07	←	☐; 10/01→		24.3571-1735.5 240385	BOS Ø 57 - Halter
			←	☐; 10/01→		24.3571-1736.5 240386	BOS Ø 57 - Halter
2.2 TDCi	110	09/04→03/07	←	☐		24.3571-1735.5 240385	BOS Ø 57 - Halter
2.2 TDCi	114	09/04→03/07	←	☐		24.3571-1736.5 240386	BOS Ø 57 - Halter
3.0 V6 24V	150	09/04→03/07	←	☐		24.3571-1736.5 240386	BOS Ø 57 - Halter
 <b>Bremsschlauch</b>							
1.8 16V	81	10/00→03/07	←		2	83.7188-0446.3 330664	L= 470
1.8 16V	92	10/00→03/07	→		2	24.5148-0280.3 331428	L= 280
1.8 SCi	96	06/03→03/07					
2.0 16V	107	10/00→03/07					
2.0 16V DI / TDDi / TDCi	66	10/00→03/07					
2.0 16V TDDi / TDCi	85	10/00→03/07					
2.0 TDCi	96	10/01→03/07					
2.2 TDCi	110	09/04→03/07					
2.2 TDCi	114	09/04→03/07					
2.5 V6 24V	125	10/00→03/07					
3.0 V6 24V	150	09/04→03/07					
ST220	166	04/02→03/07					
2.0 TDCi	92	10/00→03/07	←	10/01→	2	83.7188-0446.3 330664	L= 470
			→	10/01→	2	24.5148-0280.3 331428	L= 280

	kw			 	! #			
<b>FORD - MONDEO IV (BA7) 03/07→01/15</b>								
<b>Bremssattel</b>								
1.6 EcoBoost	118	02/11→01/15	←	☐; → 09/14		11.9601-9711.2	220873	ATE Ø 60 - Halter
1.6 TDCi	85	02/11→01/15						
1.6 Ti	88	07/10→01/15	←	☐; → 09/14		11.9601-9712.2	220874	ATE Ø 60 - Halter
1.8 TDCi	92	06/07→01/15						
2.0 EcoBoost	176	07/10→01/15						
2.0 Flexifuel	107	03/09→01/15						
2.0 LPG	107	07/09→01/15						
2.0 SCTi	149	03/10→01/15						
2.0 TDCi	85	11/07→01/15						
2.0 TDCi	100	03/07→01/15						
2.0 TDCi	120	03/10→01/15						
2.3	118	07/07→01/15						
1.6 Ti	81	03/07→01/15	←	☐; 04/07→ 09/14		11.9601-9711.2	220873	ATE Ø 60 - Halter
1.6 Ti	92	03/07→01/15						
1.8 TDCi	74	03/07→01/15	←	☐; 04/07→ 09/14		11.9601-9712.2	220874	ATE Ø 60 - Halter
2.0	107	03/07→01/15						
2.0 TDCi	96	03/07→01/15						
2.0 TDCi	103	03/07→01/15						
2.5	162	03/07→01/15						
2.2 TDCi	129	03/08→10/10	←	☐; 04/08→		11.9601-9711.2	220873	ATE Ø 60 - Halter
			←	☐; 04/08→		11.9601-9712.2	220874	ATE Ø 60 - Halter
2.2 TDCi	147	07/10→01/15	←	☐; 11/10→ 09/14		11.9601-9711.2	220873	ATE Ø 60 - Halter
			←	☐; 11/10→ 09/14		11.9601-9712.2	220874	ATE Ø 60 - Halter
<b>Halter, Bremssattel</b>								
1.6 EcoBoost	118	02/11→01/15	←	→ 09/14		11.0230-0934.1	260128	ATE
1.6 TDCi	85	02/11→01/15						
1.6 Ti	88	07/10→01/15						
1.8 TDCi	92	06/07→01/15						
2.0 EcoBoost	176	07/10→01/15						
2.0 Flexifuel	107	03/09→01/15						
2.0 LPG	107	07/09→01/15						
2.0 SCTi	149	03/10→01/15						
2.0 TDCi	85	11/07→01/15						
2.0 TDCi	100	03/07→01/15						
2.0 TDCi	120	03/10→01/15						
2.3	118	07/07→01/15						
1.6 Ti	81	03/07→01/15	←	04/07→ 09/14		11.0230-0934.1	260128	ATE
1.6 Ti	92	03/07→01/15						
1.8 TDCi	74	03/07→01/15						
2.0	107	03/07→01/15						
2.0 TDCi	96	03/07→01/15						
2.0 TDCi	103	03/07→01/15						
2.5	162	03/07→01/15						
2.2 TDCi	129	03/08→10/10	←	04/08→		11.0230-0934.1	260128	ATE
2.2 TDCi	147	07/10→01/15	←	11/10→ 09/14		11.0230-0934.1	260128	ATE
<b>Feder, Bremssattel</b>								
1.6 EcoBoost	118	02/11→01/15	←	→ 09/14	2	11.8116-0206.1	390593	ATE
1.6 TDCi	85	02/11→01/15						
1.6 Ti	88	07/10→01/15						
1.8 TDCi	92	06/07→01/15						
2.0 EcoBoost	176	07/10→01/15						
2.0 Flexifuel	107	03/09→01/15						
2.0 LPG	107	07/09→01/15						
2.0 SCTi	149	03/10→01/15						
2.0 TDCi	85	11/07→01/15						
2.0 TDCi	100	03/07→01/15						
2.0 TDCi	120	03/10→01/15						
2.3	118	07/07→01/15						
1.6 Ti	81	03/07→01/15	←	04/07→ 09/14	2	11.8116-0206.1	390593	ATE
1.6 Ti	92	03/07→01/15						
1.8 TDCi	74	03/07→01/15						
2.0	107	03/07→01/15						
2.0 TDCi	96	03/07→01/15						
2.0 TDCi	103	03/07→01/15						
2.5	162	03/07→01/15						
2.2 TDCi	129	03/08→10/10	←	04/08→	2	11.8116-0206.1	390593	ATE
2.2 TDCi	147	07/10→01/15	←	11/10→ 09/14	2	11.8116-0206.1	390593	ATE
<b>Führungshülzensatz, Bremssattel</b>								
1.6 EcoBoost	118	02/11→01/15	←	→ 09/14		11.0101-5704.2	260095	ATE
2.0 EcoBoost	176	07/10→01/15						
1.6 TDCi	85	02/11→01/15	←	→ 09/14		11.0101-5407.2	260011	ATE
1.6 Ti	88	07/10→01/15						
1.8 TDCi	92	06/07→01/15						
2.0 Flexifuel	107	03/09→01/15						
↓								








	kw			 	! #		
<b>FORD - MONDEO IV (BA7) 03/07→01/15</b>							
<b>Führungshülzensatz, Bremssattel</b>							
2.0 LPG	107	07/09→01/15	←	→ 09/14		11.0101-5407.2 260011	ATE
2.0 SCTi	149	03/10→01/15					
2.0 TDCi	85	11/07→01/15					
2.0 TDCi	100	03/07→01/15					
2.0 TDCi	120	03/10→01/15					
2.3	118	07/07→01/15					
1.6 Ti	81	03/07→01/15	←	04/07→ 09/14		11.0101-5407.2 260011	ATE
1.6 Ti	92	03/07→01/15					
1.8 TDCi	74	03/07→01/15					
2.0	107	03/07→01/15					
2.0 TDCi	96	03/07→01/15					
2.0 TDCi	103	03/07→01/15					
2.2 TDCi	129	03/08→10/10	←	04/08→		11.0101-5704.2 260095	ATE
2.2 TDCi	147	07/10→01/15	←	11/10→ 09/14		11.0101-5704.2 260095	ATE
2.5	162	03/07→01/15	←	04/07→ 09/14		11.0101-5704.2 260095	ATE
<b>Führungsbolzen, Bremssattel</b>							
1.6 EcoBoost	118	02/11→01/15		→ 09/14		11.8171-0008.1 990049	ATE
1.6 TDCi	85	02/11→01/15					
1.6 Ti	88	07/10→01/15					
1.8 TDCi	92	06/07→01/15					
2.0 EcoBoost	176	07/10→01/15					
2.0 Flexifuel	107	03/09→01/15					
2.0 LPG	107	07/09→01/15					
2.0 SCTi	149	03/10→01/15					
2.0 TDCi	85	11/07→01/15					
2.0 TDCi	100	03/07→01/15					
2.0 TDCi	120	03/10→01/15					
2.3	118	07/07→01/15					
1.6 Ti	81	03/07→01/15		04/07→ 09/14		11.8171-0008.1 990049	ATE
1.6 Ti	92	03/07→01/15					
1.8 TDCi	74	03/07→01/15					
2.0	107	03/07→01/15					
2.0 TDCi	96	03/07→01/15					
2.0 TDCi	103	03/07→01/15					
2.5	162	03/07→01/15					
2.2 TDCi	129	03/08→10/10		04/08→		11.8171-0008.1 990049	ATE
2.2 TDCi	147	07/10→01/15		11/10→ 09/14		11.8171-0008.1 990049	ATE
<b>Dichtungssatz, Bremssattel</b>							
1.6 EcoBoost	118	02/11→01/15	←	→ 09/14		11.0441-6008.2 250038	ATE für Kolben-Ø [mm]: 60
1.6 TDCi	85	02/11→01/15					
1.6 Ti	88	07/10→01/15					
1.8 TDCi	92	06/07→01/15					
2.0 EcoBoost	176	07/10→01/15					
2.0 Flexifuel	107	03/09→01/15					
2.0 LPG	107	07/09→01/15					
2.0 SCTi	149	03/10→01/15					
2.0 TDCi	85	11/07→01/15					
2.0 TDCi	100	03/07→01/15					
2.0 TDCi	120	03/10→01/15					
2.3	118	07/07→01/15					
1.6 Ti	81	03/07→01/15	←	04/07→ 09/14		11.0441-6008.2 250038	ATE für Kolben-Ø [mm]: 60
1.6 Ti	92	03/07→01/15					
1.8 TDCi	74	03/07→01/15					
2.0	107	03/07→01/15					
2.0 TDCi	96	03/07→01/15					
2.0 TDCi	103	03/07→01/15					
2.5	162	03/07→01/15					
2.2 TDCi	129	03/08→10/10	←	04/08→		11.0441-6008.2 250038	ATE für Kolben-Ø [mm]: 60
2.2 TDCi	147	07/10→01/15	←	11/10→ 09/14		11.0441-6008.2 250038	ATE für Kolben-Ø [mm]: 60
<b>Bremsschlauch</b>							
1.6 EcoBoost	118	02/11→01/15	←	→ 09/14	2	24.5162-0390.3 331199	L= 390
1.6 TDCi	85	02/11→01/15					
1.6 Ti	88	07/10→01/15	→	☐; → 09/14; + eFSB		24.1294-0010.3 331253	L= 185 mit Rohrleitung
1.8 TDCi	92	06/07→01/15	→	☐; → 09/14; + eFSB		24.1294-0011.3 331254	L= 180 mit Rohrleitung
2.0 EcoBoost	176	07/10→01/15					
2.0 Flexifuel	107	03/09→01/15	→	→ 09/14; - eFSB	2	24.5163-0155.3 331204	L= 155
2.0 LPG	107	07/09→01/15					
2.0 SCTi	149	03/10→01/15					
2.0 TDCi	85	11/07→01/15					
2.0 TDCi	100	03/07→01/15					
2.0 TDCi	120	03/10→01/15					
2.3	118	07/07→01/15					
1.6 Ti	81	03/07→01/15	←	04/07→ 09/14	2	24.5162-0390.3 331199	L= 390
1.6 Ti	92	03/07→01/15					
1.8 TDCi	74	03/07→01/15	→	☐; 04/07→ 09/14; + eFSB		24.1294-0010.3 331253	L= 185 mit Rohrleitung
↓							








	kw			 	! #		
<b>FORD - MONDEO IV (BA7) 03/07→01/15</b>							
<b>Bremsschlauch</b>							
2.0	107	03/07→01/15	➡	☐; 04/07→ 09/14; + eFSB		24.1294-0011.3 331254	L= 180 mit Rohrleitung
2.0 TDCi	96	03/07→01/15	➡	☐; 04/07→ 09/14; - eFSB	2	24.5163-0155.3 331204	L= 155
2.0 TDCi	103	03/07→01/15	➡				
2.5	162	03/07→01/15	➡				
2.2 TDCi	129	03/08→10/10	⬅	04/08→	2	24.5162-0390.3 331199	L= 390
			➡	☐; 04/08→; + eFSB		24.1294-0010.3 331253	L= 185 mit Rohrleitung
			➡	☐; 04/08→; + eFSB		24.1294-0011.3 331254	L= 180 mit Rohrleitung
			➡	04/08→; - eFSB	2	24.5163-0155.3 331204	L= 155
2.2 TDCi	147	07/10→01/15	⬅	11/10→ 09/14	2	24.5162-0390.3 331199	L= 390
			➡	☐; 11/10→ 09/14; + eFSB		24.1294-0010.3 331253	L= 185 mit Rohrleitung
			➡	☐; 11/10→ 09/14; + eFSB		24.1294-0011.3 331254	L= 180 mit Rohrleitung
			➡	11/10→ 09/14; - eFSB	2	24.5163-0155.3 331204	L= 155
<b>FORD - MONDEO IV Stufenheck (BA7) 03/07→01/15</b>							
<b>Bremssattel</b>							
1.6 EcoBoost	118	11/10→01/15	⬅	☐; 02/11→ 09/14		11.9601-9711.2 220873	ATE Ø 60 - Halter
1.6 TDCi	85	12/10→01/15	⬅	☐; 02/11→ 09/14		11.9601-9712.2 220874	ATE Ø 60 - Halter
1.6 Ti	81	03/07→01/15	⬅	☐; 04/07→ 09/14		11.9601-9711.2 220873	ATE Ø 60 - Halter
1.6 Ti	92	03/07→01/15	⬅				
1.8 TDCi	74	03/07→01/15	⬅	☐; 04/07→ 09/14		11.9601-9712.2 220874	ATE Ø 60 - Halter
2.0	107	03/07→01/15					
2.0 TDCi	96	03/07→01/15					
2.0 TDCi	103	03/07→01/15					
2.5	162	03/07→01/15					
1.8 TDCi	92	06/07→01/15	⬅	☐; → 09/14		11.9601-9711.2 220873	ATE Ø 60 - Halter
2.0 Flexifuel	107	03/09→01/15	⬅	☐; → 09/14		11.9601-9712.2 220874	ATE Ø 60 - Halter
2.0 LPG	107	07/09→01/15					
2.0 TDCi	85	11/07→01/15					
2.0 TDCi	120	03/10→01/15					
2.3	118	07/07→01/15					
2.2 TDCi	129	03/08→10/10	⬅	☐; 04/08→		11.9601-9711.2 220873	ATE Ø 60 - Halter
			⬅	☐; 04/08→		11.9601-9712.2 220874	ATE Ø 60 - Halter
<b>Halter, Bremssattel</b>							
1.6 EcoBoost	118	11/10→01/15	⬅	02/11→ 09/14		11.0230-0934.1 260128	ATE
1.6 TDCi	85	12/10→01/15	⬅				
1.6 Ti	81	03/07→01/15	⬅	04/07→ 09/14		11.0230-0934.1 260128	ATE
1.6 Ti	92	03/07→01/15					
1.8 TDCi	74	03/07→01/15					
2.0	107	03/07→01/15					
2.0 TDCi	96	03/07→01/15					
2.0 TDCi	103	03/07→01/15					
2.5	162	03/07→01/15					
1.8 TDCi	92	06/07→01/15	⬅	→ 09/14		11.0230-0934.1 260128	ATE
2.0 Flexifuel	107	03/09→01/15					
2.0 LPG	107	07/09→01/15					
2.0 TDCi	85	11/07→01/15					
2.0 TDCi	120	03/10→01/15					
2.3	118	07/07→01/15					
2.2 TDCi	129	03/08→10/10	⬅	04/08→		11.0230-0934.1 260128	ATE
<b>Feder, Bremssattel</b>							
1.6 EcoBoost	118	11/10→01/15	⬅	02/11→ 09/14	2	11.8116-0206.1 390593	ATE
1.6 TDCi	85	12/10→01/15					
1.6 Ti	81	03/07→01/15	⬅	04/07→ 09/14	2	11.8116-0206.1 390593	ATE
1.6 Ti	92	03/07→01/15					
1.8 TDCi	74	03/07→01/15					
2.0	107	03/07→01/15					
2.0 TDCi	96	03/07→01/15					
2.0 TDCi	103	03/07→01/15					
2.5	162	03/07→01/15					
1.8 TDCi	92	06/07→01/15	⬅	→ 09/14	2	11.8116-0206.1 390593	ATE
2.0 Flexifuel	107	03/09→01/15					
2.0 LPG	107	07/09→01/15					
2.0 TDCi	85	11/07→01/15					
2.0 TDCi	120	03/10→01/15					
2.3	118	07/07→01/15					
2.2 TDCi	129	03/08→10/10	⬅	04/08→	2	11.8116-0206.1 390593	ATE
<b>Führungshülzensatz, Bremssattel</b>							
1.6 EcoBoost	118	11/10→01/15	⬅	02/11→ 09/14		11.0101-5704.2 260095	ATE
↓							

	kw			 	! #		
<b>FORD - MONDEO IV Stufenheck (BA7) 03/07→01/15</b>							
<b>Führungshülzensatz, Bremsattel</b>							
1.6 TDCi	85	12/10→01/15	←	02/11→ 09/14		11.0101-5407.2 260011	ATE
1.6 Ti	81	03/07→01/15	←	04/07→ 09/14		11.0101-5407.2 260011	ATE
1.6 Ti	92	03/07→01/15					
1.8 TDCi	74	03/07→01/15					
2.0	107	03/07→01/15					
2.0 TDCi	96	03/07→01/15					
2.0 TDCi	103	03/07→01/15					
1.8 TDCi	92	06/07→01/15	←	→ 09/14		11.0101-5407.2 260011	ATE
2.0 Flexifuel	107	03/09→01/15					
2.0 LPG	107	07/09→01/15					
2.0 TDCi	85	11/07→01/15					
2.0 TDCi	120	03/10→01/15					
2.3	118	07/07→01/15					
2.2 TDCi	129	03/08→10/10	←	04/08→		11.0101-5704.2 260095	ATE
2.5	162	03/07→01/15	←	04/07→ 09/14		11.0101-5704.2 260095	ATE
<b>Führungsbolzen, Bremsattel</b>							
1.6 EcoBoost	118	11/10→01/15		02/11→ 09/14		11.8171-0008.1 990049	ATE
1.6 TDCi	85	12/10→01/15					
1.6 Ti	81	03/07→01/15		04/07→ 09/14		11.8171-0008.1 990049	ATE
1.6 Ti	92	03/07→01/15					
1.8 TDCi	74	03/07→01/15					
2.0	107	03/07→01/15					
2.0 TDCi	96	03/07→01/15					
2.0 TDCi	103	03/07→01/15					
2.5	162	03/07→01/15					
1.8 TDCi	92	06/07→01/15		→ 09/14		11.8171-0008.1 990049	ATE
2.0 Flexifuel	107	03/09→01/15					
2.0 LPG	107	07/09→01/15					
2.0 TDCi	85	11/07→01/15					
2.0 TDCi	120	03/10→01/15					
2.3	118	07/07→01/15					
2.2 TDCi	129	03/08→10/10		04/08→		11.8171-0008.1 990049	ATE
<b>Dichtungssatz, Bremsattel</b>							
1.6 EcoBoost	118	11/10→01/15	←	02/11→ 09/14		11.0441-6008.2 250038	ATE für Kolben-Ø [mm]: 60
1.6 TDCi	85	12/10→01/15					
1.6 Ti	81	03/07→01/15	←	04/07→ 09/14		11.0441-6008.2 250038	ATE für Kolben-Ø [mm]: 60
1.6 Ti	92	03/07→01/15					
1.8 TDCi	74	03/07→01/15					
2.0	107	03/07→01/15					
2.0 TDCi	96	03/07→01/15					
2.0 TDCi	103	03/07→01/15					
2.5	162	03/07→01/15					
1.8 TDCi	92	06/07→01/15	←	→ 09/14		11.0441-6008.2 250038	ATE für Kolben-Ø [mm]: 60
2.0 Flexifuel	107	03/09→01/15					
2.0 LPG	107	07/09→01/15					
2.0 TDCi	85	11/07→01/15					
2.0 TDCi	120	03/10→01/15					
2.3	118	07/07→01/15					
2.2 TDCi	129	03/08→10/10	←	04/08→		11.0441-6008.2 250038	ATE für Kolben-Ø [mm]: 60
<b>Bremsschlauch</b>							
1.6 EcoBoost	118	11/10→01/15	←	02/11→ 09/14	2	24.5162-0390.3 331199	L= 390
1.6 TDCi	85	12/10→01/15	→	☐; 02/11→ 09/14; + eFSB		24.1294-0010.3 331253	L= 185 mit Rohrleitung
			→	☐; 02/11→ 09/14; + eFSB		24.1294-0011.3 331254	L= 180 mit Rohrleitung
			→	02/11→ 09/14; - eFSB	2	24.5163-0155.3 331204	L= 155
1.6 Ti	81	03/07→01/15	←	04/07→ 09/14	2	24.5162-0390.3 331199	L= 390
1.6 Ti	92	03/07→01/15					
1.8 TDCi	74	03/07→01/15	→	☐; 04/07→ 09/14; + eFSB		24.1294-0010.3 331253	L= 185 mit Rohrleitung
2.0	107	03/07→01/15	→	☐; 04/07→ 09/14; + eFSB		24.1294-0011.3 331254	L= 180 mit Rohrleitung
2.0 TDCi	96	03/07→01/15					
2.0 TDCi	103	03/07→01/15	→	04/07→ 09/14; - eFSB	2	24.5163-0155.3 331204	L= 155
2.5	162	03/07→01/15					
1.8 TDCi	92	06/07→01/15	←	→ 09/14	2	24.5162-0390.3 331199	L= 390
2.0 Flexifuel	107	03/09→01/15	→	☐; → 09/14; + eFSB		24.1294-0010.3 331253	L= 185 mit Rohrleitung
2.0 LPG	107	07/09→01/15					
2.0 TDCi	85	11/07→01/15	→	☐; → 09/14; + eFSB		24.1294-0011.3 331254	L= 180 mit Rohrleitung
2.0 TDCi	120	03/10→01/15	→	→ 09/14; - eFSB	2	24.5163-0155.3 331204	L= 155
2.3	118	07/07→01/15					
2.2 TDCi	129	03/08→10/10	←	04/08→	2	24.5162-0390.3 331199	L= 390
			→	☐; 04/08→; + eFSB		24.1294-0010.3 331253	L= 185 mit Rohrleitung
			→	☐; 04/08→; + eFSB		24.1294-0011.3 331254	L= 180 mit Rohrleitung
			→	04/08→; - eFSB	2	24.5163-0155.3 331204	L= 155




























	kW			 	! #		
<b>FORD - MONDEO IV Turnier (BA7) 03/07→01/15</b>							
<b>Bremssattel</b>							
1.6 EcoBoost	118	02/11→01/15	←	☐; → 09/14		11.9601-9711.2 220873	ATE Ø 60 - Halter
1.6 TDCi	85	02/11→01/15					
1.6 Ti	88	07/10→01/15	←	☐; → 09/14		11.9601-9712.2 220874	ATE Ø 60 - Halter
2.0 EcoBoost	176	07/10→01/15					
2.0 Flexifuel	107	03/09→01/15					
2.0 LPG	107	07/09→01/15					
2.0 SCTi	149	03/10→01/15					
2.0 TDCi	85	11/07→01/15					
2.0 TDCi	100	03/07→01/15					
2.0 TDCi	120	03/10→01/15					
2.3	118	07/07→01/15					
1.6 Ti	81	03/07→12/12	←	☐; 04/07→		11.9601-9711.2 220873	ATE Ø 60 - Halter
1.6 Ti	92	03/07→12/10					
1.8 TDCi	74	03/07→12/12	←	☐; 04/07→		11.9601-9712.2 220874	ATE Ø 60 - Halter
2.0 TDCi	96	03/07→12/12					
2.5	162	03/07→12/12					
1.8 TDCi	92	06/07→12/12	←	☐		11.9601-9711.2 220873	ATE Ø 60 - Halter
			←	☐		11.9601-9712.2 220874	ATE Ø 60 - Halter
2.0	107	03/07→01/15	←	☐; 04/07→ 09/14		11.9601-9711.2 220873	ATE Ø 60 - Halter
2.0 TDCi	103	03/07→01/15	←	☐; 04/07→ 09/14		11.9601-9712.2 220874	ATE Ø 60 - Halter
2.2 TDCi	129	03/08→10/10	←	☐; 04/08→		11.9601-9711.2 220873	ATE Ø 60 - Halter
			←	☐; 04/08→		11.9601-9712.2 220874	ATE Ø 60 - Halter
2.2 TDCi	147	07/10→01/15	←	☐; 11/10→ 09/14		11.9601-9711.2 220873	ATE Ø 60 - Halter
			←	☐; 11/10→ 09/14		11.9601-9712.2 220874	ATE Ø 60 - Halter
<b>Halter, Bremssattel</b>							
1.6 EcoBoost	118	02/11→01/15	←	→ 09/14		11.0230-0934.1 260128	ATE
1.6 TDCi	85	02/11→01/15					
1.6 Ti	88	07/10→01/15					
2.0 EcoBoost	176	07/10→01/15					
2.0 Flexifuel	107	03/09→01/15					
2.0 LPG	107	07/09→01/15					
2.0 SCTi	149	03/10→01/15					
2.0 TDCi	85	11/07→01/15					
2.0 TDCi	100	03/07→01/15					
2.0 TDCi	120	03/10→01/15					
2.3	118	07/07→01/15					
1.6 Ti	81	03/07→12/12	←	04/07→		11.0230-0934.1 260128	ATE
1.6 Ti	92	03/07→12/10					
1.8 TDCi	74	03/07→12/12					
2.0 TDCi	96	03/07→12/12					
2.5	162	03/07→12/12					
1.8 TDCi	92	06/07→12/12	←			11.0230-0934.1 260128	ATE
2.0	107	03/07→01/15	←	04/07→ 09/14		11.0230-0934.1 260128	ATE
2.0 TDCi	103	03/07→01/15					
2.2 TDCi	129	03/08→10/10	←	04/08→		11.0230-0934.1 260128	ATE
2.2 TDCi	147	07/10→01/15	←	11/10→ 09/14		11.0230-0934.1 260128	ATE
<b>Feder, Bremssattel</b>							
1.6 EcoBoost	118	02/11→01/15	←	→ 09/14	2	11.8116-0206.1 390593	ATE
1.6 TDCi	85	02/11→01/15					
1.6 Ti	88	07/10→01/15					
2.0 EcoBoost	176	07/10→01/15					
2.0 Flexifuel	107	03/09→01/15					
2.0 LPG	107	07/09→01/15					
2.0 SCTi	149	03/10→01/15					
2.0 TDCi	85	11/07→01/15					
2.0 TDCi	100	03/07→01/15					
2.0 TDCi	120	03/10→01/15					
2.3	118	07/07→01/15					
1.6 Ti	81	03/07→12/12	←	04/07→	2	11.8116-0206.1 390593	ATE
1.6 Ti	92	03/07→12/10					
1.8 TDCi	74	03/07→12/12					
2.0 TDCi	96	03/07→12/12					
2.5	162	03/07→12/12					
1.8 TDCi	92	06/07→12/12	←		2	11.8116-0206.1 390593	ATE
2.0	107	03/07→01/15	←	04/07→ 09/14	2	11.8116-0206.1 390593	ATE
2.0 TDCi	103	03/07→01/15					
2.2 TDCi	129	03/08→10/10	←	04/08→	2	11.8116-0206.1 390593	ATE
2.2 TDCi	147	07/10→01/15	←	11/10→ 09/14	2	11.8116-0206.1 390593	ATE
<b>Führungshülzensatz, Bremssattel</b>							
1.6 EcoBoost	118	02/11→01/15	←	→ 09/14		11.0101-5704.2 260095	ATE
↓							









	kW			 	! #		
<b>FORD - MONDEO IV Turnier (BA7) 03/07→01/15</b>							
<b>Führungshülzensatz, Bremsattel</b>							
2.0 EcoBoost	176	07/10→01/15	←	→ 09/14		11.0101-5704.2 260095	ATE
1.6 TDCi	85	02/11→01/15	←	→ 09/14		11.0101-5407.2 260011	ATE
1.6 Ti	88	07/10→01/15					
2.0 Flexifuel	107	03/09→01/15					
2.0 LPG	107	07/09→01/15					
2.0 SCTi	149	03/10→01/15					
2.0 TDCi	85	11/07→01/15					
2.0 TDCi	100	03/07→01/15					
2.0 TDCi	120	03/10→01/15					
2.3	118	07/07→01/15					
1.6 Ti	81	03/07→12/12	←	04/07→		11.0101-5407.2 260011	ATE
1.6 Ti	92	03/07→12/10					
1.8 TDCi	74	03/07→12/12					
2.0 TDCi	96	03/07→12/12					
1.8 TDCi	92	06/07→12/12	←			11.0101-5407.2 260011	ATE
2.0	107	03/07→01/15	←	04/07→ 09/14		11.0101-5407.2 260011	ATE
2.0 TDCi	103	03/07→01/15					
2.2 TDCi	129	03/08→10/10	←	04/08→		11.0101-5704.2 260095	ATE
2.2 TDCi	147	07/10→01/15	←	11/10→ 09/14		11.0101-5704.2 260095	ATE
2.5	162	03/07→12/12	←	04/07→		11.0101-5704.2 260095	ATE
<b>Führungsbolzen, Bremsattel</b>							
1.6 EcoBoost	118	02/11→01/15		→ 09/14		11.8171-0008.1 990049	ATE
1.6 TDCi	85	02/11→01/15					
1.6 Ti	88	07/10→01/15					
2.0 EcoBoost	176	07/10→01/15					
2.0 Flexifuel	107	03/09→01/15					
2.0 LPG	107	07/09→01/15					
2.0 SCTi	149	03/10→01/15					
2.0 TDCi	85	11/07→01/15					
2.0 TDCi	100	03/07→01/15					
2.0 TDCi	120	03/10→01/15					
2.3	118	07/07→01/15					
1.6 Ti	81	03/07→12/12		04/07→		11.8171-0008.1 990049	ATE
1.6 Ti	92	03/07→12/10					
1.8 TDCi	74	03/07→12/12					
2.0 TDCi	96	03/07→12/12					
2.5	162	03/07→12/12					
1.8 TDCi	92	06/07→12/12				11.8171-0008.1 990049	ATE
2.0	107	03/07→01/15		04/07→ 09/14		11.8171-0008.1 990049	ATE
2.0 TDCi	103	03/07→01/15					
2.2 TDCi	129	03/08→10/10		04/08→		11.8171-0008.1 990049	ATE
2.2 TDCi	147	07/10→01/15		11/10→ 09/14		11.8171-0008.1 990049	ATE
<b>Dichtungssatz, Bremsattel</b>							
1.6 EcoBoost	118	02/11→01/15	←	→ 09/14		11.0441-6008.2 250038	ATE für Kolben-Ø [mm]: 60
1.6 TDCi	85	02/11→01/15					
1.6 Ti	88	07/10→01/15					
2.0 EcoBoost	176	07/10→01/15					
2.0 Flexifuel	107	03/09→01/15					
2.0 LPG	107	07/09→01/15					
2.0 SCTi	149	03/10→01/15					
2.0 TDCi	85	11/07→01/15					
2.0 TDCi	100	03/07→01/15					
2.0 TDCi	120	03/10→01/15					
2.3	118	07/07→01/15					
1.6 Ti	81	03/07→12/12	←	04/07→		11.0441-6008.2 250038	ATE für Kolben-Ø [mm]: 60
1.6 Ti	92	03/07→12/10					
1.8 TDCi	74	03/07→12/12					
2.0 TDCi	96	03/07→12/12					
2.5	162	03/07→12/12					
1.8 TDCi	92	06/07→12/12	←			11.0441-6008.2 250038	ATE für Kolben-Ø [mm]: 60
2.0	107	03/07→01/15	←	04/07→ 09/14		11.0441-6008.2 250038	ATE für Kolben-Ø [mm]: 60
2.0 TDCi	103	03/07→01/15					
2.2 TDCi	129	03/08→10/10	←	04/08→		11.0441-6008.2 250038	ATE für Kolben-Ø [mm]: 60
2.2 TDCi	147	07/10→01/15	←	11/10→ 09/14		11.0441-6008.2 250038	ATE für Kolben-Ø [mm]: 60
<b>Bremsschlauch</b>							
1.6 EcoBoost	118	02/11→01/15	←	→ 09/14	2	24.5162-0390.3 331199	L= 390
1.6 TDCi	85	02/11→01/15					
1.6 Ti	88	07/10→01/15	→	☐; → 09/14; + eFSB		24.1294-0010.3 331253	L= 185 mit Rohrleitung
2.0 EcoBoost	176	07/10→01/15	→	☐; → 09/14; + eFSB		24.1294-0011.3 331254	L= 180 mit Rohrleitung
2.0 Flexifuel	107	03/09→01/15					
2.0 LPG	107	07/09→01/15	→	→ 09/14; - eFSB	2	24.5163-0155.3 331204	L= 155
2.0 SCTi	149	03/10→01/15					
2.0 TDCi	85	11/07→01/15					
↓							






























	kW			 	! #		
<b>FORD - MONDEO IV Turnier (BA7) 03/07→01/15</b>							
<b>Bremsschlauch</b>							
2.0 TDCi 2.0 TDCi 2.3	100 120 118	03/07→01/15 03/10→01/15 07/07→01/15	← → 09/14 → □; → 09/14; + eFSB → □; → 09/14; + eFSB → → 09/14; - eFSB		2	24.5162-0390.3 24.1294-0010.3 24.1294-0011.3 24.5163-0155.3	331199 331253 331254 331204
1.6 Ti 1.6 Ti 1.8 TDCi 2.0 TDCi 2.5	81 92 74 96 162	03/07→12/12 03/07→12/10 03/07→12/12 03/07→12/12 03/07→12/12	← 04/07→ → □; 04/07→; + eFSB → □; 04/07→; + eFSB → 04/07→; - eFSB		2	24.5162-0390.3 24.1294-0010.3 24.1294-0011.3 24.5163-0155.3	331199 331253 331254 331204
1.8 TDCi	92	06/07→12/12	← □; + eFSB → □; + eFSB → - eFSB		2	24.5162-0390.3 24.1294-0010.3 24.1294-0011.3 24.5163-0155.3	331199 331253 331254 331204
2.0 2.0 TDCi	107 103	03/07→01/15 03/07→01/15	← 04/07→ 09/14 → □; 04/07→ 09/14; + eFSB → □; 04/07→ 09/14; + eFSB → 04/07→ 09/14; - eFSB		2	24.5162-0390.3 24.1294-0010.3 24.1294-0011.3 24.5163-0155.3	331199 331253 331254 331204
2.2 TDCi	129	03/08→10/10	← 04/08→ → □; 04/08→; + eFSB → □; 04/08→; + eFSB → 04/08→; - eFSB		2	24.5162-0390.3 24.1294-0010.3 24.1294-0011.3 24.5163-0155.3	331199 331253 331254 331204
2.2 TDCi	147	07/10→01/15	← 11/10→ 09/14 → □; 11/10→ 09/14; + eFSB → □; 11/10→ 09/14; + eFSB → 11/10→ 09/14; - eFSB		2	24.5162-0390.3 24.1294-0010.3 24.1294-0011.3 24.5163-0155.3	331199 331253 331254 331204
<b>FORD - PUMA (EC_) 03/97→06/02</b>							
<b>Bremssattel</b>							
1.4 16V	66	11/97→10/00	← □; 02/98→ 01/00 ← □; 02/98→ 01/00 ← □; 02/00→ ← □; 02/00→			11.3541-8529.2 24.3541-8529.5 24.3541-8530.2 24.3541-8530.5 24.3541-8531.5 24.3541-8532.5	220341 240553 220342 240554 240679 240680
1.6 16V	76	08/00→06/02	← □; → 12/01 ← □; → 12/01			24.3541-8531.5 24.3541-8532.5	240679 240680
1.7 16V	92	03/97→06/02	← □; 06/97→ 01/00 ← □; 06/97→ 01/00 ← □; 02/00→ 12/01 ← □; 02/00→ 12/01			11.3541-8529.2 24.3541-8529.5 11.3541-8530.2 24.3541-8530.5 24.3541-8531.5 24.3541-8532.5	220341 240553 220342 240554 240679 240680
ST 160	118	06/99→06/02	← □; → 01/00 ← □; → 01/00 ← □; 02/00→ 12/01 ← □; 02/00→ 12/01			11.3541-8529.2 24.3541-8529.5 11.3541-8530.2 24.3541-8530.5 24.3541-8531.5 24.3541-8532.5	220341 240553 220342 240554 240679 240680
<b>Feder, Bremssattel</b>							
1.4 16V	66	11/97→10/00	02/00→ 02/98→ 01/00		2	11.8116-0264.1 11.8116-0264.1	390594 390594
1.6 16V	76	08/00→06/02	→ 12/01		2	11.8116-0264.1	390594
1.7 16V	92	03/97→06/02	06/97→ 01/00 02/00→ 12/01		2	11.8116-0264.1 11.8116-0264.1	390594 390594
ST 160	118	06/99→06/02	→ 01/00 02/00→ 12/01		2	11.8116-0264.1 11.8116-0264.1	390594 390594
↓							

	kw			 	! #		
<b>FORD - PUMA (EC_) 03/97→06/02</b>							
<b>Führungshülzensatz, Bremssattel</b>							
1.4 16V	66	11/97→10/00	←	02/98→ 01/00		11.0101-5407.2 260011	ATE
			←	02/00→		11.0101-5407.2 260011	ATE
1.6 16V	76	08/00→06/02	←	→ 12/01		11.0101-5407.2 260011	ATE
1.7 16V	92	03/97→06/02	←	02/00→ 12/01		11.0101-5407.2 260011	ATE
			←	06/97→ 01/00		11.0101-5407.2 260011	ATE
ST 160	118	06/99→06/02	←	02/00→ 12/01		11.0101-5407.2 260011	ATE
			←	→ 01/00		11.0101-5407.2 260011	ATE
<b>Führungsbolzen, Bremssattel</b>							
1.4 16V	66	11/97→10/00	←	02/98→ 01/00		11.8171-0008.1 990049	ATE
			←	02/00→		11.8171-0008.1 990049	ATE
1.6 16V	76	08/00→06/02	←	→ 12/01		11.8171-0008.1 990049	ATE
1.7 16V	92	03/97→06/02	←	02/00→ 12/01		11.8171-0008.1 990049	ATE
			←	06/97→ 01/00		11.8171-0008.1 990049	ATE
ST 160	118	06/99→06/02	←	02/00→ 12/01		11.8171-0008.1 990049	ATE
			←	→ 01/00		11.8171-0008.1 990049	ATE
<b>Dichtungssatz, Bremssattel</b>							
1.4 16V	66	11/97→10/00	←	02/98→ 01/00		11.0441-5402.2 250028	ATE
1.7 16V	92	03/97→06/02	←	06/97→ 01/00		11.0441-5402.2 250028	ATE
ST 160	118	06/99→06/02	←	→ 01/00		11.0441-5402.2 250028	ATE
<b> Bremsschlauch</b>							
1.4 16V	66	11/97→10/00	→	02/98→ 12/99	2	24.5305-0295.3 330657	L= 297
			→	01/00→	2	24.5305-0355.3 330688	L= 355
1.6 16V	76	08/00→06/02	→	→ 12/01	2	24.5305-0355.3 330688	L= 355
1.7 16V	92	03/97→06/02	→	02/98→ 12/99	2	24.5305-0295.3 330657	L= 297
			→	06/97→ 01/98	2	24.5305-0350.3 330660	L= 352
			→	01/00→ 12/01	2	24.5305-0355.3 330688	L= 355
<b>FORD - SCORPIO II (GFR, GGR) 10/94→08/98</b>							
<b> Bremssattel</b>							
2.0 i	85	10/94→08/98	←	☐		24.3601-8527.5 240503	ATE Ø 60 - Halter
2.0 i 16V	100	10/94→08/98	←	☐		24.3601-8528.5 240504	ATE Ø 60 - Halter
2.3 i 16V	108	06/96→08/98	←	☐		24.3434-1601.5 240019	TRW Ø 43 - Halter
2.5 TD	85	10/94→08/98	→	☐		24.3434-1602.5 240020	TRW Ø 43 - Halter
2.9 i	110	02/95→08/98	→	☐		24.3434-1601.5 240019	TRW Ø 43 - Halter
2.5 TD	92	09/96→08/98	→	☐		24.3434-1601.5 240019	TRW Ø 43 - Halter
			→	☐		24.3434-1602.5 240020	TRW Ø 43 - Halter
<b>Feder, Bremssattel</b>							
2.0 i	85	10/94→08/98	←		2	11.8116-0301.1 390610	ATE
2.0 i 16V	100	10/94→08/98	←				
2.3 i 16V	108	06/96→08/98	←				
2.5 TD	85	10/94→08/98	←				
2.9 i	110	02/95→08/98	←				
2.9 i 24V	152	10/94→08/98	←		2	11.8116-0143.1 390513	ATE
<b>Führungshülzensatz, Bremssattel</b>							
2.0 i	85	10/94→08/98	←			11.0101-5407.2 260011	ATE
2.0 i 16V	100	10/94→08/98	←				
2.3 i 16V	108	06/96→08/98	←				
2.5 TD	85	10/94→08/98	←				
2.9 i	110	02/95→08/98	←				
2.9 i 24V	152	10/94→08/98	←				
<b>Führungsbolzen, Bremssattel</b>							
2.0 i	85	10/94→08/98	←			11.8171-0008.1 990049	ATE
2.0 i 16V	100	10/94→08/98	←				
2.3 i 16V	108	06/96→08/98	←				
2.5 TD	85	10/94→08/98	←				
2.9 i	110	02/95→08/98	←				
2.9 i 24V	152	10/94→08/98	↓				








	kW			 	! #		
<b>FORD - SCORPIO II (GFR, GGR) 10/94→08/98</b>							
<b>Dichtungssatz, Bremssattel</b>							
2.0 i	85	10/94→08/98	←			11.0441-6007.2 250146	ATE
2.0 i 16V	100	10/94→08/98					
2.3 i 16V	108	06/96→08/98					
2.5 TD	85	10/94→08/98					
2.9 i	110	02/95→08/98					
2.9 i 24V	152	10/94→08/98					
<b>Zubehörsatz, Bremssattel</b>							
2.0 i	85	10/94→08/98	→			24.0101-4301.2 260047	TRW
2.0 i 16V	100	10/94→08/98					
2.3 i 16V	108	06/96→08/98					
2.5 TD	85	10/94→08/98					
2.5 TD	92	09/96→08/98					
2.9 i	110	02/95→08/98					
<b>Bremsschlauch</b>							
2.0 i	85	10/94→08/98	←		2	83.6188-0311.3 330291	L= 310
2.0 i 16V	100	10/94→08/98					
2.3 i 16V	108	06/96→08/98	→	am Bremssattel	2	83.6327-0180.3 330740	L= 180
2.5 TD	85	10/94→08/98					
2.9 i	110	02/95→08/98					
2.9 i 24V	152	10/94→08/98					
<b>FORD - SCORPIO II Kombi (GNR, GGR) 10/94→08/98</b>							
<b>Bremssattel</b>							
2.0 i	85	10/94→08/98	←			24.3601-8527.5 240503	ATE Ø 60 - Halter
2.0 i 16V	100	10/94→08/98					
2.3 i 16V	108	06/96→08/98	←			24.3601-8528.5 240504	ATE Ø 60 - Halter
2.5 TD	85	10/94→08/98					
2.9 i	110	02/95→08/98					
<b>Feder, Bremssattel</b>							
2.0 i	85	10/94→08/98	←		2	11.8116-0301.1 390610	ATE
2.0 i 16V	100	10/94→08/98					
2.3 i 16V	108	06/96→08/98					
2.5 TD	85	10/94→08/98					
2.9 i	110	02/95→08/98					
2.9 i 24V	152	10/94→08/98	←		2	11.8116-0143.1 390513	ATE
<b>Führungshülzensatz, Bremssattel</b>							
2.0 i	85	10/94→08/98	←			11.0101-5407.2 260011	ATE
2.0 i 16V	100	10/94→08/98					
2.3 i 16V	108	06/96→08/98					
2.5 TD	85	10/94→08/98					
2.9 i	110	02/95→08/98					
2.9 i 24V	152	10/94→08/98					
<b>Führungsbolzen, Bremssattel</b>							
2.0 i	85	10/94→08/98	←			11.8171-0008.1 990049	ATE
2.0 i 16V	100	10/94→08/98					
2.3 i 16V	108	06/96→08/98					
2.5 TD	85	10/94→08/98					
2.9 i	110	02/95→08/98					
2.9 i 24V	152	10/94→08/98					
<b>Dichtungssatz, Bremssattel</b>							
2.0 i	85	10/94→08/98	←			11.0441-6007.2 250146	ATE
2.0 i 16V	100	10/94→08/98					
2.3 i 16V	108	06/96→08/98					
2.5 TD	85	10/94→08/98					
2.9 i	110	02/95→08/98					
2.9 i 24V	152	10/94→08/98					
<b>Bremsschlauch</b>							
2.0 i	85	10/94→08/98	←		2	83.6188-0311.3 330291	L= 310
2.0 i 16V	100	10/94→08/98					
2.3 i 16V	108	06/96→08/98	→	am Bremssattel	2	83.6327-0180.3 330740	L= 180
2.5 TD	85	10/94→08/98					
2.9 i	110	02/95→08/98					
2.9 i 24V	152	10/94→08/98					
<b>FORD - S-MAX 01/15→</b>							
<b>Führungsbolzen, Bremssattel</b>							
1.5 EcoBoost	118	01/15→	←	02/15→; passend für Felgengröße [Zoll]: 17		11.8171-0096.1 250155	ATE
2.0 EcoBoost	176	01/15→					
2.0 TDCi	88	01/15→					
2.0 TDCi	110	01/15→					
2.0 TDCi	132	01/15→					
↓							












	kW			 	! #		
<b>FORD - S-MAX 01/15→</b>							
<b>Führungsbolzen, Bremsattel</b>							
2.0 TDCi 4x4	110	01/15→	←	02/15→;		11.8171-0096.1	250155 ATE
2.0 TDCi 4x4	132	01/15→		passend für Felgenreöße [Zoll]: 17			
2.0 TDCi Bl-Turbo	154	01/15→					
<b>FORD - S-MAX (WA6) 05/06→12/14</b>							
<b> Bremsattel</b>							
1.6 EcoBoost	118	02/11→12/14	←			11.9601-9711.2	220873 ATE Ø 60 - Halter
1.6 TDCi	85	02/11→12/14	←			11.9601-9712.2	220874 ATE Ø 60 - Halter
1.8 TDCi	74	01/07→12/10	←				
1.8 TDCi	92	05/06→12/14	→			24.6238-1709.7	221017 TRW Ø 38 - Halter + eFSB
2.0	107	05/06→12/14	→				
2.0 Flexifuel	107	05/06→12/14	→			24.6238-1710.7	221018 TRW Ø 38 - Halter + eFSB
2.0 TDCi	85	11/07→12/14					
2.0 TDCi	96	05/06→12/14					
2.0 TDCi	100	05/06→12/14					
2.0 TDCi	103	05/06→12/14					
2.0 TDCi	120	03/10→12/14					
2.2 TDCi	147	07/10→12/14					
2.3	118	07/07→12/14					
2.0 EcoBoost	146	07/10→12/14	←			11.9606-9949.2	220879 ATE Ø 60 - Halter
2.0 EcoBoost	149	03/10→12/14	←			11.9606-9950.2	220880 ATE Ø 60 - Halter
2.0 EcoBoost	176	07/10→12/14	←				
2.5 ST	162	05/06→12/14	→			24.6238-1709.7	221017 TRW Ø 38 - Halter + eFSB
			→			24.6238-1710.7	221018 TRW Ø 38 - Halter + eFSB
2.2 TDCi	129	03/08→12/12	←	11/08→		11.9601-9711.2	220873 ATE Ø 60 - Halter
			←	11/08→		11.9601-9712.2	220874 ATE Ø 60 - Halter
			←	04/08→ 10/08		11.9606-9949.2	220879 ATE Ø 60 - Halter
			←	04/08→ 10/08		11.9606-9950.2	220880 ATE Ø 60 - Halter
			→	04/08→		24.6238-1709.7	221017 TRW Ø 38 - Halter + eFSB
			→	04/08→		24.6238-1710.7	221018 TRW Ø 38 - Halter + eFSB
<b>Halter, Bremsattel</b>							
1.6 EcoBoost	118	02/11→12/14	←			11.0230-0934.1	260128 ATE
1.6 TDCi	85	02/11→12/14					
1.8 TDCi	74	01/07→12/10					
1.8 TDCi	92	05/06→12/14					
2.0	107	05/06→12/14					
2.0 Flexifuel	107	05/06→12/14					
2.0 TDCi	85	11/07→12/14					
2.0 TDCi	96	05/06→12/14					
2.0 TDCi	100	05/06→12/14					
2.0 TDCi	103	05/06→12/14					
2.0 TDCi	120	03/10→12/14					
2.2 TDCi	147	07/10→12/14					
2.3	118	07/07→12/14					
2.2 TDCi	129	03/08→12/12	←	11/08→		11.0230-0934.1	260128 ATE
<b>Feder, Bremsattel</b>							
1.6 EcoBoost	118	02/11→12/14			2	11.8116-0206.1	390593 ATE
1.6 TDCi	85	02/11→12/14					
1.8 TDCi	74	01/07→12/10					
1.8 TDCi	92	05/06→12/14					
2.0	107	05/06→12/14					
2.0 Flexifuel	107	05/06→12/14					
2.0 TDCi	85	11/07→12/14					
2.0 TDCi	96	05/06→12/14					
2.0 TDCi	100	05/06→12/14					
2.0 TDCi	103	05/06→12/14					
2.0 TDCi	120	03/10→12/14					
2.2 TDCi	147	07/10→12/14					
2.3	118	07/07→12/14					
2.0 EcoBoost	146	07/10→12/14			2	11.8116-0388.2	390588 ATE
2.0 EcoBoost	149	03/10→12/14					
2.0 EcoBoost	176	07/10→12/14					
2.5 ST	162	05/06→12/14					
2.2 TDCi	129	03/08→12/12		11/08→	2	11.8116-0206.1	390593 ATE
				04/08→ 10/08	2	11.8116-0388.2	390588 ATE
<b>Führungshülzensatz, Bremsattel</b>							
1.6 EcoBoost	118	02/11→12/14	←			11.0101-5704.2	260095 ATE
2.0 EcoBoost	146	07/10→12/14					
2.0 EcoBoost	149	03/10→12/14					
2.0 EcoBoost	176	07/10→12/14					
2.2 TDCi	147	07/10→12/14					
2.5 ST	162	05/06→12/14					
↓							











	kW			 	! #		
<b>FORD - S-MAX (WA6) 05/06→12/14</b>							
<b>Führungshülzensatz, Bremsattel</b>							
1.6 TDCi	85	02/11→12/14	←			11.0101-5407.2 260011	ATE
1.8 TDCi	74	01/07→12/10					
1.8 TDCi	92	05/06→12/14					
2.0	107	05/06→12/14					
2.0 Flexifuel	107	05/06→12/14					
2.0 TDCi	85	11/07→12/14					
2.0 TDCi	96	05/06→12/14					
2.0 TDCi	100	05/06→12/14					
2.0 TDCi	103	05/06→12/14					
2.0 TDCi	120	03/10→12/14					
2.3	118	07/07→12/14					
2.2 TDCi	129	03/08→12/12	←	11/08→		11.0101-5704.2 260095	ATE
			←	04/08→ 10/08		11.0101-5704.2 260095	ATE
<b>Führungsbolzen, Bremsattel</b>							
1.6 EcoBoost	118	02/11→12/14				11.8171-0008.1 990049	ATE
1.6 TDCi	85	02/11→12/14					
1.8 TDCi	74	01/07→12/10					
1.8 TDCi	92	05/06→12/14					
2.0	107	05/06→12/14					
2.0 Flexifuel	107	05/06→12/14					
2.0 TDCi	85	11/07→12/14					
2.0 TDCi	96	05/06→12/14					
2.0 TDCi	100	05/06→12/14					
2.0 TDCi	103	05/06→12/14					
2.0 TDCi	120	03/10→12/14					
2.2 TDCi	147	07/10→12/14					
2.3	118	07/07→12/14					
2.2 TDCi	129	03/08→12/12		11/08→		11.8171-0008.1 990049	ATE
<b>Dichtungssatz, Bremsattel</b>							
1.6 EcoBoost	118	02/11→12/14	←			11.0441-6008.2 250038	ATE für Kolben-Ø [mm]: 60
1.6 TDCi	85	02/11→12/14					
1.8 TDCi	74	01/07→12/10					
1.8 TDCi	92	05/06→12/14					
2.0	107	05/06→12/14					
2.0 Flexifuel	107	05/06→12/14					
2.0 TDCi	85	11/07→12/14					
2.0 TDCi	96	05/06→12/14					
2.0 TDCi	100	05/06→12/14					
2.0 TDCi	103	05/06→12/14					
2.0 TDCi	120	03/10→12/14					
2.2 TDCi	147	07/10→12/14					
2.3	118	07/07→12/14					
2.0 EcoBoost	146	07/10→12/14				11.0441-6008.2 250038	ATE für Kolben-Ø [mm]: 60
2.0 EcoBoost	149	03/10→12/14					
2.0 EcoBoost	176	07/10→12/14					
2.5 ST	162	05/06→12/14					
2.2 TDCi	129	03/08→12/12		04/08→ 10/08		11.0441-6008.2 250038	ATE für Kolben-Ø [mm]: 60
			←	11/08→		11.0441-6008.2 250038	ATE für Kolben-Ø [mm]: 60
<b>Bremsschlauch</b>							
1.6 EcoBoost	118	02/11→12/14	←		2	24.5162-0390.3 331199	L= 390
1.6 TDCi	85	02/11→12/14	→	+ eFSB	2	24.5133-0310.3 331197	L= 310
2.0 TDCi	120	03/10→12/14	→	- eFSB	2	24.5163-0155.3 331204	L= 155
2.2 TDCi	147	07/10→12/14	→	- eFSB	2	24.5163-0155.3 331204	L= 155
1.8 TDCi	74	01/07→12/10	←		2	24.5162-0390.3 331199	L= 390
2.0 TDCi	85	11/07→12/14	→	+ eFSB	2	24.5133-0310.3 331197	L= 310
2.3	118	07/07→12/14	→	→ 06/09; + eFSB	2	24.5133-0311.3 331198	L= 310
			→	- eFSB	2	24.5163-0155.3 331204	L= 155
1.8 TDCi	92	05/06→12/14	←		2	24.5162-0390.3 331199	L= 390
2.0	107	05/06→12/14	→	+ eFSB	2	24.5133-0310.3 331197	L= 310
2.0 Flexifuel	107	05/06→12/14	→	→ 06/09; + eFSB	2	24.5133-0311.3 331198	L= 310
2.0 TDCi	96	05/06→12/14	→	12/06→; - eFSB	2	24.5163-0155.3 331204	L= 155
2.0 TDCi	100	05/06→12/14	→		2	24.5163-0155.3 331204	L= 155
2.0 TDCi	103	05/06→12/14	→		2	24.5163-0155.3 331204	L= 155
2.0 EcoBoost	146	07/10→12/14	→	+ eFSB	2	24.5133-0310.3 331197	L= 310
2.0 EcoBoost	149	03/10→12/14	→	- eFSB	2	24.5163-0155.3 331204	L= 155
2.0 EcoBoost	176	07/10→12/14	→		2	24.5163-0155.3 331204	L= 155
2.2 TDCi	129	03/08→12/12	←	04/08→	2	24.5162-0390.3 331199	L= 390
			→	04/08→; + eFSB	2	24.5133-0310.3 331197	L= 310
			→	04/08→ 06/09; + eFSB	2	24.5133-0311.3 331198	L= 310
			→	04/08→; - eFSB	2	24.5163-0155.3 331204	L= 155
↓							










	kw			 	! #		
<b>FORD - S-MAX (WA6) 05/06→12/14</b>							
 <b>Bremsschlauch</b>							
2.5 ST	162	05/06→12/14	➔	+ eFSB	2	24.5133-0310.3 331197	L= 310
			➔	→ 06/09; + eFSB	2	24.5133-0311.3 331198	L= 310
			➔	12/06→; - eFSB	2	24.5163-0155.3 331204	L= 155
<b>FORD - STREET KA (RL2) 03/03→07/05</b>							
 <b>Bremssattel</b>							
1.6	70	05/03→07/05	←			24.3541-8531.5 240679	ATE Ø 54 - Halter
			←			24.3541-8532.5 240680	ATE Ø 54 - Halter
<b>Führungshülzensatz, Bremssattel</b>							
1.6	70	05/03→07/05	←			11.0101-5407.2 260011	ATE
<b>Führungsbolzen, Bremssattel</b>							
1.6	70	05/03→07/05				11.8171-0008.1 990049	ATE
<b>FORD - TOURNEO CONNECT 06/02→12/13</b>							
 <b>Bremssattel</b>							
1.8 16V	85	06/02→12/13	➔	 ; → 08/13		11.9367-7001.2 220733	ATE Ø 36 - Halter
1.8 TDCi	66	06/02→12/13					
1.8 TDCi	81	08/06→12/13	➔	 ; → 08/13		11.9367-7002.2 220734	ATE Ø 36 - Halter
1.8 TDCi /TDDi /DI	55	06/02→12/13					
<b>Feder, Bremssattel</b>							
1.8 16V	85	06/02→12/13	➔	→ 08/13	2	11.8116-0340.1 390595	ATE
1.8 TDCi	66	06/02→12/13					
1.8 TDCi	81	08/06→12/13					
1.8 TDCi /TDDi /DI	55	06/02→12/13					
<b>Führungshülzensatz, Bremssattel</b>							
1.8 16V	85	06/02→12/13	➔	→ 08/13		11.0101-5407.2 260011	ATE
1.8 TDCi	66	06/02→12/13					
1.8 TDCi	81	08/06→12/13					
1.8 TDCi /TDDi /DI	55	06/02→12/13					
<b>Führungsbolzen, Bremssattel</b>							
1.8 16V	85	06/02→12/13		→ 08/13		11.8171-0008.1 990049	ATE
1.8 TDCi	66	06/02→12/13					
1.8 TDCi	81	08/06→12/13					
1.8 TDCi /TDDi /DI	55	06/02→12/13					
 <b>Bremsschlauch</b>							
1.8 16V	85	06/02→12/13	➔	→ 08/13; Scheibenbremse	2	24.5148-0319.3 331421	L= 319
1.8 TDCi	66	06/02→12/13					
1.8 TDCi	81	08/06→12/13	➔	→ 08/13; Trommelbremse	2	24.5148-0354.3 330992	L= 354
1.8 TDCi /TDDi /DI	55	06/02→12/13					
<b>FORD - TOURNEO CONNECT / GRAND TOURNEO CONNECT Kombi 09/13→</b>							
 <b>Bremssattel</b>							
1.0 EcoBoost	74	11/13→	←	 ; nicht für erhöhte Nutzlast		24.3571-9813.5 240557	ATE Ø 57 - Halter
1.5 TDCi	55	05/15→	←	 ; nicht für erhöhte Nutzlast		24.3571-9814.5 240558	ATE Ø 57 - Halter
1.5 TDCi	74	05/15→					
1.5 TDCi	88	05/15→	➔			11.9387-7084.2 220960	ATE Ø 38 - Halter
1.6 EcoBoost	110	11/13→					
1.6 TDCi	55	09/13→	➔			11.9387-7099.2 221053	ATE Ø 38 - Halter
1.6 TDCi	70	09/13→					
1.6 TDCi	85	09/13→					
<b>Halter, Bremssattel</b>							
1.0 EcoBoost	74	11/13→	➔			11.0230-0698.2 260091	ATE
1.5 TDCi	55	05/15→					
1.5 TDCi	74	05/15→					
1.5 TDCi	88	05/15→					
1.6 EcoBoost	110	11/13→					
1.6 TDCi	55	09/13→					
1.6 TDCi	70	09/13→					
1.6 TDCi	85	09/13→					
<b>Feder, Bremssattel</b>							
1.0 EcoBoost	74	11/13→			2	11.8116-0340.1 390595	ATE
1.5 TDCi	55	05/15→					
1.5 TDCi	74	05/15→		nicht für erhöhte Nutzlast	2	11.8116-0356.1 390586	ATE
1.5 TDCi	88	05/15→					
1.6 EcoBoost	110	11/13→					


























	kw					! #		
<b>FORD - TOURNEO CONNECT / GRAND TOURNEO CONNECT Kombi 09/13→</b>								
<b>Feder, Bremssattel</b>								
1.6 TDCi	55	09/13→				2	11.8116-0340.1 390595	ATE
1.6 TDCi	70	09/13→				2	11.8116-0356.1 390586	ATE
1.6 TDCi	85	09/13→		nicht für erhöhte Nutzlast		2	11.8116-0356.1 390586	ATE
<b>Führungshülzensatz, Bremssattel</b>								
1.0 EcoBoost	74	11/13→	←	nicht für erhöhte Nutzlast			11.0101-5407.2 260011	ATE
1.5 TDCi	55	05/15→						
1.5 TDCi	74	05/15→	→				11.0101-5407.2 260011	ATE
1.5 TDCi	88	05/15→						
1.6 EcoBoost	110	11/13→						
1.6 TDCi	55	09/13→						
1.6 TDCi	70	09/13→						
1.6 TDCi	85	09/13→						
<b>Führungsbolzen, Bremssattel</b>								
1.0 EcoBoost	74	11/13→		nicht für erhöhte Nutzlast			11.8171-0008.1 990049	ATE
1.5 TDCi	55	05/15→						
1.5 TDCi	74	05/15→					11.8171-0008.1 990049	ATE
1.5 TDCi	88	05/15→						
1.6 EcoBoost	110	11/13→						
1.6 TDCi	55	09/13→						
1.6 TDCi	70	09/13→						
1.6 TDCi	85	09/13→						
<b>FORD - TRANSIT Bus 04/06→</b>								
<b>Bremsschlauch</b>								
2.2 TDCi	63	04/06→08/14	←	05/06→ 04/14		2	24.5141-0320.3 330949	L= 320
2.2 TDCi	81	04/06→08/14						
2.2 TDCi	96	04/06→08/14	→	05/06→ 04/14; für Einfachbereifung		2	24.5124-0252.3 331218	L= 252
2.4 TDCi	74	04/06→08/14	→	05/06→ 04/14; für Doppelbereifung		2	24.5140-0222.3 331410	L= 222
2.4 TDCi	85	04/06→08/14						
2.4 TDCi	103	04/06→08/14						
2.2 TDCi	74	10/11→08/14	←	→ 04/14		2	24.5141-0320.3 330949	L= 320
2.2 TDCi	85	10/08→08/14						
2.2 TDCi	92	10/11→08/14	→	→ 04/14; für Einfachbereifung		2	24.5124-0252.3 331218	L= 252
2.2 TDCi	103	10/07→08/14	→	→ 04/14; für Doppelbereifung		2	24.5140-0222.3 331410	L= 222
2.2 TDCi [RWD]	74	10/11→08/14						
2.2 TDCi [RWD]	92	10/11→08/14						
2.4 TDCi 4x4	103	11/06→08/14						
3.2 TDCi	147	02/08→08/14						
2.2 TDCi [RWD]	100	09/11→08/14	←	10/11→ 04/14		2	24.5141-0320.3 330949	L= 320
			→	10/11→ 04/14; für Einfachbereifung		2	24.5124-0252.3 331218	L= 252
			→	10/11→ 04/14; für Doppelbereifung		2	24.5140-0222.3 331410	L= 222
<b>FORD - TRANSIT Bus (E_) 06/94→07/00</b>								
<b>Bremssattel</b>								
2.0 (EBL, EBS, ECL, EDS, EDL, EGL, ESS, ESL, EUS)	84	09/95→03/00	←	☐; passend für Felgenreöße [Zoll]: 15			24.3421-1709.5 240697	TRW Ø 42 - Halter
2.5 DI (EBL, ECL, EDS, EDL)	56	07/94→03/00	←	☐; passend für Felgenreöße [Zoll]: 15			24.3421-1710.5 240698	TRW Ø 42 - Halter
2.5 DI (EBL, EDL, EDS, ESL, ESS)	85	08/97→03/00						
2.5 DI (EBL, EDS, ESL, ESS, EUS)	51	08/94→03/00						
2.5 TD (EBL, EDL, EDS, EGL, ESL, ESS, EUS)	63	01/95→03/00						
2.5 TD (ECL, EDL, EDS, ESL, ESS, EUS)	74	07/94→03/00						
2.0 CNG	84	06/94→03/00	←	☐; passend für Felgenreöße [Zoll]: 15			24.3421-1709.5 240697	TRW Ø 42 - Halter
			←	☐; 07/94→; passend für Felgenreöße [Zoll]: 15			24.3421-1709.5 240697	TRW Ø 42 - Halter
			←	☐; passend für Felgenreöße [Zoll]: 15			24.3421-1710.5 240698	TRW Ø 42 - Halter
			←	☐; 07/94→; passend für Felgenreöße [Zoll]: 15			24.3421-1710.5 240698	TRW Ø 42 - Halter
2.5 TD (EB_, ED_, ES_)	55	08/94→06/00	←	☐; → 03/00; passend für Felgenreöße [Zoll]: 15			24.3421-1709.5 240697	TRW Ø 42 - Halter
			←	☐; → 03/00; passend für Felgenreöße [Zoll]: 15			24.3421-1710.5 240698	TRW Ø 42 - Halter
<b>Bremsschlauch</b>								
2.0 (EBL, EBS, ECL, EDS, EDL, EGL, ESS, ESL, EUS)	84	09/95→03/00	←	☐			24.5236-0429.3 330586	L= 429
2.0 CNG	84	06/94→03/00	←	☐			24.5236-0430.3 330587	L= 429
↓								













	kw			 	! #		
<b>FORD - TRANSIT Bus (E_ ) 06/94→07/00</b>							
 <b>Bremsschlauch</b>							
2.5 DI (EBL, ECL, EDS, EDL)	56	07/94→03/00	➔	X-Bremskreisaufteilung (Diagonale Aufteilung)	2	24.5245-0398.3 331188	L= 398
2.5 DI (EBL, EDL, EDS, ESL, ESS)	85	08/97→03/00	➔	HH-Bremskreisaufteilung (VA+HA/VA+HA)	2	24.5245-0405.3 330686	L= 405
2.5 DI (EBL, EDS, ESL, ESS, EUS)	51	08/94→03/00					
2.5 TD (EBL, EDL, EDS, EGL, ESL, ESS, EUS)	63	01/95→03/00					
2.5 TD (ECL, EDL, EDS, ESL, ESS, EUS)	74	07/94→03/00					
2.5 TD (EB_ , ED_ , ES_ )	55	08/94→06/00	➔	☐; → 03/00		24.5236-0429.3 330586	L= 429
			➔	☐; → 03/00		24.5236-0430.3 330587	L= 429
			➔	→ 03/00; X-Bremskreisaufteilung (Diagonale Aufteilung)	2	24.5245-0398.3 331188	L= 398
			➔	→ 03/00; HH-Bremskreisaufteilung (VA+HA/VA+HA)	2	24.5245-0405.3 330686	L= 405
<b>FORD - TRANSIT Bus (FD_ , FB_ , FS_ , FZ_ , FC_ ) 01/00→05/06</b>							
 <b>Bremsattel</b>							
2.0 DI (F_E_ , F_F_ , F_G_ )	55	08/00→05/06	➔	☐; → 04/06		24.3481-1783.5 240591	Ø 48 - Halter
2.0 DI (F_E_ , F_F_ , F_G_ )	63	08/00→05/06	➔	☐; → 04/06		24.3481-1784.5 240592	Ø 48 - Halter
2.0 DI (F_E_ , F_F_ , F_G_ )	74	08/00→05/06					
2.0 TDCi (F_F_ , F_E_ , F_G_ )	92	08/02→05/06					
2.3 16V [RWD] (F_B_ , F_C_ , F_A_ )	107	08/00→05/06					
2.4 DI (F_B_ , F_C_ , F_A_ )	66	01/00→05/06					
2.4 DI [RWD] (F_B_ , F_C_ , F_A_ )	88	01/00→05/06					
2.4 DI [RWD] (F_B_ , F_C_ )	55	01/00→05/06					
2.4 TDCi	101	03/04→05/06					
2.4 TDE	85	03/04→05/06					
2.4 TD	55	08/00→08/03	➔	☐		24.3481-1783.5 240591	Ø 48 - Halter
			➔	☐		24.3481-1784.5 240592	Ø 48 - Halter
2.4 TDE (F_C_ , F_B_ , F_A_ )	92	07/01→05/06	➔	☐; 11/01→ 04/06		24.3481-1783.5 240591	Ø 48 - Halter
			➔	☐; 11/01→ 04/06		24.3481-1784.5 240592	Ø 48 - Halter
 <b>Bremsschlauch</b>							
2.0 DI (F_E_ , F_F_ , F_G_ )	55	08/00→05/06	➔	☐; → 04/06		24.5299-0449.3 331039	L= 449
2.0 DI (F_E_ , F_F_ , F_G_ )	63	08/00→05/06	➔	☐; → 04/06		24.5299-0452.3 331040	L= 452
2.0 DI (F_E_ , F_F_ , F_G_ )	74	08/00→05/06	➔	→ 04/06	2	24.5294-0463.3 331032	L= 463
2.0 TDCi (F_F_ , F_E_ , F_G_ )	92	08/02→05/06					
2.3 16V [RWD] (F_B_ , F_C_ , F_A_ )	107	08/00→05/06					
2.4 DI (F_B_ , F_C_ , F_A_ )	66	01/00→05/06					
2.4 DI [RWD] (F_B_ , F_C_ , F_A_ )	88	01/00→05/06					
2.4 DI [RWD] (F_B_ , F_C_ )	55	01/00→05/06					
2.4 TDCi	101	03/04→05/06					
2.4 TDE	85	03/04→05/06					
2.4 TD	55	08/00→08/03	➔	☐		24.5299-0449.3 331039	L= 449
			➔	☐		24.5299-0452.3 331040	L= 452
			➔		2	24.5294-0463.3 331032	L= 463
2.4 TDE (F_C_ , F_B_ , F_A_ )	92	07/01→05/06	➔	☐; 11/01→ 04/06		24.5299-0449.3 331039	L= 449
			➔	☐; 11/01→ 04/06		24.5299-0452.3 331040	L= 452
			➔	11/01→ 04/06	2	24.5294-0463.3 331032	L= 463
<b>FORD - TRANSIT CONNECT (P65_ , P70_ , P80_ ) 06/02→</b>							
 <b>Bremsattel</b>							
1.8 16V	85	06/02→12/13	➔	☐; → 08/13		11.9367-7001.2 220733	ATE Ø 36 - Halter














	kw			 	! #		
<b>FORD - TRANSIT CONNECT (P65_, P70_, P80_) 06/02→</b>							
 <b>Bremssattel</b>							
1.8 16V LPG	85	06/02→12/13	➔	☐; → 08/13		11.9367-7002.2	220734 ATE Ø 36 - Halter
1.8 Di	55	06/02→12/13					
1.8 TDCi	66	06/02→12/13					
1.8 TDCi	81	08/06→12/13					
<b>Feder, Bremssattel</b>							
1.8 16V	85	06/02→12/13	➔	→ 08/13	2	11.8116-0340.1	390595 ATE
1.8 16V LPG	85	06/02→12/13					
1.8 Di	55	06/02→12/13					
1.8 TDCi	66	06/02→12/13					
1.8 TDCi	81	08/06→12/13					
<b>Führungshülsensatz, Bremssattel</b>							
1.8 16V	85	06/02→12/13	➔	→ 08/13		11.0101-5407.2	260011 ATE
1.8 16V LPG	85	06/02→12/13					
1.8 Di	55	06/02→12/13					
1.8 TDCi	66	06/02→12/13					
1.8 TDCi	81	08/06→12/13					
<b>Führungsbolzen, Bremssattel</b>							
1.8 16V	85	06/02→12/13		→ 08/13		11.8171-0008.1	990049 ATE
1.8 16V LPG	85	06/02→12/13					
1.8 Di	55	06/02→12/13					
1.8 TDCi	66	06/02→12/13					
1.8 TDCi	81	08/06→12/13					
 <b>Bremsschlauch</b>							
1.8 16V	85	06/02→12/13	➔	→ 08/13; Scheibenbremse	2	24.5148-0319.3	331421 L= 319
1.8 16V LPG	85	06/02→12/13					
1.8 Di	55	06/02→12/13	➔	→ 08/13; Trommelbremse	2	24.5148-0354.3	330992 L= 354
1.8 TDCi	66	06/02→12/13					
1.8 TDCi	81	08/06→12/13					
<b>FORD - TRANSIT CONNECT Kasten 02/13→</b>							
 <b>Bremssattel</b>							
1.0 EcoBoost	74	02/13→	←	☐; 09/13→; nicht für erhöhte Nutzlast		24.3571-9813.5	240557 ATE Ø 57 - Halter
1.6 TDCi	55	02/13→					
1.6 TDCi	70	02/13→	←	☐; 09/13→; nicht für erhöhte Nutzlast		24.3571-9814.5	240558 ATE Ø 57 - Halter
1.6 TDCi	85	02/13→	➔	☐; 09/13→		11.9387-7084.2	220960 ATE Ø 38 - Halter
			➔	☐; 09/13→		11.9387-7099.2	221053 ATE Ø 38 - Halter
1.5 TDCi	55	08/15→	←	☐; nicht für erhöhte Nutzlast		24.3571-9813.5	240557 ATE Ø 57 - Halter
1.5 TDCi	74	05/15→					
1.5 TDCi	88	05/15→	←	☐; nicht für erhöhte Nutzlast		24.3571-9814.5	240558 ATE Ø 57 - Halter
1.6 EcoBoost	110	11/13→	➔	☐		11.9387-7084.2	220960 ATE Ø 38 - Halter
			➔	☐		11.9387-7099.2	221053 ATE Ø 38 - Halter
<b>Halter, Bremssattel</b>							
1.0 EcoBoost	74	02/13→	➔	09/13→		11.0230-0698.2	260091 ATE
1.6 TDCi	55	02/13→					
1.6 TDCi	70	02/13→					
1.6 TDCi	85	02/13→					
1.5 TDCi	55	08/15→	➔			11.0230-0698.2	260091 ATE
1.5 TDCi	74	05/15→					
1.5 TDCi	88	05/15→					
1.6 EcoBoost	110	11/13→					
<b>Feder, Bremssattel</b>							
1.0 EcoBoost	74	02/13→		09/13→	2	11.8116-0340.1	390595 ATE
1.6 TDCi	55	02/13→					
1.6 TDCi	70	02/13→		09/13→; nicht für erhöhte Nutzlast	2	11.8116-0356.1	390586 ATE
1.6 TDCi	85	02/13→					
1.5 TDCi	55	08/15→			2	11.8116-0340.1	390595 ATE
1.5 TDCi	74	05/15→					
1.5 TDCi	88	05/15→		nicht für erhöhte Nutzlast	2	11.8116-0356.1	390586 ATE
1.6 EcoBoost	110	11/13→					
<b>Führungshülsensatz, Bremssattel</b>							
1.0 EcoBoost	74	02/13→	←	09/13→; nicht für erhöhte Nutzlast		11.0101-5407.2	260011 ATE
1.6 TDCi	55	02/13→					
1.6 TDCi	70	02/13→	➔	09/13→		11.0101-5407.2	260011 ATE
1.6 TDCi	85	02/13→					
1.5 TDCi	55	08/15→	←	nicht für erhöhte Nutzlast		11.0101-5407.2	260011 ATE
1.5 TDCi	74	05/15→					
1.5 TDCi	88	05/15→	➔			11.0101-5407.2	260011 ATE
1.6 EcoBoost	110	11/13→					

	kw					! #		
<b>FORD - TRANSIT CONNECT Kasten 02/13→</b>								
<b>Führungsbolzen, Bremsattel</b>								
1.0 EcoBoost	74	02/13→		09/13→			11.8171-0008.1 990049	ATE
1.6 TDCi	55	02/13→		09/13→; nicht für erhöhte Nutzlast			11.8171-0008.1 990049	ATE
1.6 TDCi	70	02/13→						
1.6 TDCi	85	02/13→						
1.5 TDCi	55	08/15→		nicht für erhöhte Nutzlast			11.8171-0008.1 990049	ATE
1.5 TDCi	74	05/15→					11.8171-0008.1 990049	ATE
1.5 TDCi	88	05/15→						
1.6 EcoBoost	110	11/13→						
<b>FORD - TRANSIT CONNECT Kombi 02/13→</b>								
<b> Bremsattel</b>								
1.5 TDCi	55	08/15→	←	☐; nicht für erhöhte Nutzlast			24.3571-9813.5 240557	ATE Ø 57 - Halter
1.5 TDCi	74	05/15→	←	☐; nicht für erhöhte Nutzlast			24.3571-9814.5 240558	ATE Ø 57 - Halter
1.5 TDCi	88	05/15→	→	☐			11.9387-7084.2 220960	ATE Ø 38 - Halter
			→	☐			11.9387-7099.2 221053	ATE Ø 38 - Halter
1.6 EcoBoost	110	02/13→	←	☐; 09/13→; nicht für erhöhte Nutzlast			24.3571-9813.5 240557	ATE Ø 57 - Halter
1.6 TDCi	55	02/13→	←	☐; 09/13→; nicht für erhöhte Nutzlast			24.3571-9814.5 240558	ATE Ø 57 - Halter
1.6 TDCi	70	02/13→	→	☐; 09/13→			11.9387-7084.2 220960	ATE Ø 38 - Halter
1.6 TDCi	85	02/13→	→	☐; 09/13→			11.9387-7099.2 221053	ATE Ø 38 - Halter
<b>Halter, Bremsattel</b>								
1.5 TDCi	55	08/15→	→				11.0230-0698.2 260091	ATE
1.5 TDCi	74	05/15→						
1.5 TDCi	88	05/15→						
1.6 EcoBoost	110	02/13→	→	09/13→			11.0230-0698.2 260091	ATE
1.6 TDCi	55	02/13→						
1.6 TDCi	70	02/13→						
1.6 TDCi	85	02/13→						
<b>Feder, Bremsattel</b>								
1.5 TDCi	55	08/15→			2	11.8116-0340.1 390595	ATE	
1.5 TDCi	74	05/15→		nicht für erhöhte Nutzlast	2	11.8116-0356.1 390586	ATE	
1.5 TDCi	88	05/15→						
1.6 EcoBoost	110	02/13→		09/13→	2	11.8116-0340.1 390595	ATE	
1.6 TDCi	55	02/13→		09/13→; nicht für erhöhte Nutzlast	2	11.8116-0356.1 390586	ATE	
1.6 TDCi	70	02/13→						
1.6 TDCi	85	02/13→						
<b>Führungshülzensatz, Bremsattel</b>								
1.5 TDCi	55	08/15→	←	nicht für erhöhte Nutzlast			11.0101-5407.2 260011	ATE
1.5 TDCi	74	05/15→	→				11.0101-5407.2 260011	ATE
1.5 TDCi	88	05/15→						
1.6 EcoBoost	110	02/13→	←	09/13→; nicht für erhöhte Nutzlast			11.0101-5407.2 260011	ATE
1.6 TDCi	55	02/13→	→	09/13→			11.0101-5407.2 260011	ATE
1.6 TDCi	70	02/13→						
1.6 TDCi	85	02/13→						
<b>Führungsbolzen, Bremsattel</b>								
1.5 TDCi	55	08/15→		nicht für erhöhte Nutzlast			11.8171-0008.1 990049	ATE
1.5 TDCi	74	05/15→					11.8171-0008.1 990049	ATE
1.5 TDCi	88	05/15→						
1.6 EcoBoost	110	02/13→		09/13→			11.8171-0008.1 990049	ATE
1.6 TDCi	55	02/13→		09/13→; nicht für erhöhte Nutzlast			11.8171-0008.1 990049	ATE
1.6 TDCi	70	02/13→						
1.6 TDCi	85	02/13→						
<b>FORD - TRANSIT Kasten 04/06→</b>								
<b> Bremsschlauch</b>								
2.2 TDCi	63	04/06→08/14	←	05/06→ 04/14	2	24.5141-0320.3 330949	L= 320	
2.2 TDCi	81	04/06→08/14	→	05/06→ 04/14; für Einfachbereifung	2	24.5124-0252.3 331218	L= 252	
2.2 TDCi	96	04/06→08/14						
2.4 TDCi [RWD]	74	04/06→08/14	→	05/06→ 04/14; für Doppelbereifung	2	24.5140-0222.3 331410	L= 222	
2.4 TDCi [RWD]	85	04/06→08/14						
2.4 TDCi [RWD]	103	04/06→08/14						
2.2 TDCi	74	10/11→08/14	←	→ 04/14	2	24.5141-0320.3 330949	L= 320	
2.2 TDCi	85	10/08→08/14	→	→ 04/14; für Einfachbereifung	2	24.5124-0252.3 331218	L= 252	
2.2 TDCi	92	10/11→08/14	→	→ 04/14; für Doppelbereifung	2	24.5140-0222.3 331410	L= 222	
2.2 TDCi	103	10/07→08/14						
2.2 TDCi [RWD]	74	10/11→08/14						
2.2 TDCi [RWD]	92	10/11→08/14						
2.2 TDCi [RWD]	100	10/11→08/14						
2.2 TDCi [RWD]	114	10/11→08/14						
2.2 TDCi 4x4	92	10/11→08/14						
2.4 TDCi 4x4	103	11/06→08/14						
↓								













	kw					! #		
<b>FORD - TRANSIT Kasten 04/06→</b>								
 <b>Bremsschlauch</b>								
3.2 TDCi [RWD]	147	09/07→08/14	←	→ 04/14	2	24.5141-0320.3	330949	L= 320
			→	→ 04/14; für Einfachbereifung	2	24.5124-0252.3	331218	L= 252
			→	→ 04/14; für Doppelbereifung	2	24.5140-0222.3	331410	L= 222
2.3 16V [RWD]	107	04/06→08/14	←	05/06→ 04/14	2	24.5141-0320.3	330949	L= 320
2.3 16V CNG [RWD]	100	04/06→08/14	→	05/06→; - Hinterachse C; → 04/14; für Einfachbereifung	2	24.5124-0252.3	331218	L= 252
2.3 16V LPG [RWD]	107	04/06→08/14	→	05/06→; - Hinterachse C; → 04/14; für Doppelbereifung	2	24.5140-0222.3	331410	L= 222
<b>FORD - TRANSIT Kasten (E_ ) 06/94→07/00</b>								
 <b>Bremssattel</b>								
2.0 (EAL, EAS)	84	06/94→03/00	←	☐; passend für Felgengröße [Zoll]: 15		24.3421-1709.5	240697	TRW Ø 42 - Halter
2.5 DI (EAL, EAS)	51	06/94→03/00	←	☐; passend für Felgengröße [Zoll]: 15		24.3421-1710.5	240698	TRW Ø 42 - Halter
2.5 DI (EAL, EAS)	56	06/94→03/00	←					
2.5 DI (EAL, EAS)	85	05/99→03/00						
2.5 TD (EAL, EAS)	63	06/94→03/00						
2.5 TD (EAS)	55	10/98→03/00						
2.5 TDI (EAL, EAS)	74	06/94→03/00						
 <b>Bremsschlauch</b>								
2.0 (EAL, EAS)	84	06/94→03/00	←	☐		24.5236-0429.3	330586	L= 429
2.5 DI (EAL, EAS)	51	06/94→03/00	←	☐		24.5236-0430.3	330587	L= 429
2.5 DI (EAL, EAS)	56	06/94→03/00	←					
2.5 DI (EAL, EAS)	85	05/99→03/00	→	X-Bremskreisauftteilung (Diagonale Auftteilung)	2	24.5245-0398.3	331188	L= 398
2.5 TD (EAL, EAS)	63	06/94→03/00	→	HH-Bremskreisauftteilung (VA+HA/VA+HA)	2	24.5245-0405.3	330686	L= 405
2.5 TD (EAS)	55	10/98→03/00	→					
2.5 TDI (EAL, EAS)	74	06/94→03/00	→					
<b>FORD - TRANSIT Kasten (FA_ ) 01/00→05/06</b>								
 <b>Bremssattel</b>								
2.0 DI (FAE_, FAF_, FAG_)	55	08/00→05/06	←	☐; → 04/06		24.3481-1783.5	240591	Ø 48 - Halter
2.0 DI (FAE_, FAF_, FAG_)	63	08/00→05/06	←	☐; → 04/06		24.3481-1784.5	240592	Ø 48 - Halter
2.0 DI (FAE_, FAF_, FAG_)	74	08/00→05/06						
2.0 TDCi	92	08/02→05/06						
2.3 16V [RWD] (FAA_, FAB_, FAC_)	107	04/01→05/06						
2.4 DI (FAA_, FAB_, FAC_, FAD_)	66	01/00→05/06						
2.4 DI [RWD] (FAA_, FAB_, FAC_, FAD_)	55	01/00→05/06						
2.4 DI [RWD] (FAA_, FAB_, FAC_, FAD_)	88	01/00→05/06						
2.4 TDCi	101	03/04→05/06						
2.4 TDE	85	03/04→05/06						
2.3	105	03/01→03/06	←	☐; 04/01→		24.3481-1783.5	240591	Ø 48 - Halter
2.3	107	03/01→03/06	←	☐; 04/01→		24.3481-1784.5	240592	Ø 48 - Halter
2.4 TD Allrad	55	08/00→08/03	←	☐		24.3481-1783.5	240591	Ø 48 - Halter
2.4 TDDi	88	08/00→08/03	←	☐		24.3481-1784.5	240592	Ø 48 - Halter
2.4 TDE	92	07/01→05/06	←	☐; 11/01→ 04/06		24.3481-1783.5	240591	Ø 48 - Halter
			←	☐; 11/01→ 04/06		24.3481-1784.5	240592	Ø 48 - Halter
 <b>Bremsschlauch</b>								
2.0 DI (FAE_, FAF_, FAG_)	55	08/00→05/06	←	☐; → 04/06		24.5299-0449.3	331039	L= 449
2.0 DI (FAE_, FAF_, FAG_)	63	08/00→05/06	←	☐; → 04/06		24.5299-0452.3	331040	L= 452
2.0 DI (FAE_, FAF_, FAG_)	74	08/00→05/06	→	→ 04/06	2	24.5294-0463.3	331032	L= 463
2.0 TDCi	92	08/02→05/06						
2.3 16V [RWD] (FAA_, FAB_, FAC_)	107	04/01→05/06						
2.4 DI (FAA_, FAB_, FAC_, FAD_)	66	01/00→05/06						
2.4 DI [RWD] (FAA_, FAB_, FAC_, FAD_)	55	01/00→05/06						
2.4 DI [RWD] (FAA_, FAB_, FAC_, FAD_)	88	01/00→05/06						
2.4 TDCi	101	03/04→05/06						
2.4 TDE	85	03/04→05/06						
2.3	105	03/01→03/06	←	☐; 04/01→		24.5299-0449.3	331039	L= 449




























































	kw			 	! #		
<b>FORD - TRANSIT Kasten (FA_ ) 01/00→05/06</b>							
 <b>Bremsschlauch</b>							
2.3	107	03/01→03/06	←	☐; 04/01→		24.5299-0452.3 331040	L= 452
			→	04/01→	2	24.5294-0463.3 331032	L= 463
2.4 TD Allrad	55	08/00→08/03	←	☐		24.5299-0449.3 331039	L= 449
2.4 TDdi	88	08/00→08/03	←	☐		24.5299-0452.3 331040	L= 452
			→		2	24.5294-0463.3 331032	L= 463
2.4 TDE	92	07/01→05/06	←	☐; 11/01→ 04/06		24.5299-0449.3 331039	L= 449
			←	☐; 11/01→ 04/06		24.5299-0452.3 331040	L= 452
			→	11/01→ 04/06	2	24.5294-0463.3 331032	L= 463
<b>FORD - TRANSIT Pritsche/Fahrgestell 04/06→08/14</b>							
 <b>Bremsschlauch</b>							
2.2 TDCi	63	04/06→08/14	←	05/06→ 04/14	2	24.5141-0320.3 330949	L= 320
2.2 TDCi	81	04/06→08/14	→	05/06→ 04/14; für Einfachbereifung	2	24.5124-0252.3 331218	L= 252
2.2 TDCi	96	04/06→08/14	→	05/06→ 04/14; für Doppelbereifung	2	24.5140-0222.3 331410	L= 222
2.4 TDCi [RWD]	74	04/06→08/14	→	05/06→ 04/14; für Doppelbereifung	2	24.5140-0222.3 331410	L= 222
2.4 TDCi [RWD]	85	04/06→08/14	→	05/06→ 04/14; für Doppelbereifung	2	24.5140-0222.3 331410	L= 222
2.4 TDCi [RWD]	103	04/06→08/14	→	05/06→ 04/14; für Doppelbereifung	2	24.5140-0222.3 331410	L= 222
2.2 TDCi	74	10/11→08/14	←	→ 04/14	2	24.5141-0320.3 330949	L= 320
2.2 TDCi	85	10/08→08/14	→	→ 04/14; für Einfachbereifung	2	24.5124-0252.3 331218	L= 252
2.2 TDCi	92	10/11→08/14	→	→ 04/14; für Doppelbereifung	2	24.5140-0222.3 331410	L= 222
2.2 TDCi [RWD]	74	10/11→08/14	→	→ 04/14; für Doppelbereifung	2	24.5140-0222.3 331410	L= 222
2.2 TDCi [RWD]	92	10/11→08/14	→	→ 04/14; für Doppelbereifung	2	24.5140-0222.3 331410	L= 222
2.2 TDCi [RWD]	114	10/11→08/14	→	→ 04/14; für Doppelbereifung	2	24.5140-0222.3 331410	L= 222
2.2 TDCi 4x4	92	10/11→08/14	→	→ 04/14; für Doppelbereifung	2	24.5140-0222.3 331410	L= 222
2.4 TDCi 4x4	103	11/06→08/14	→	→ 04/14; für Doppelbereifung	2	24.5140-0222.3 331410	L= 222
3.2 TDCi [RWD]	147	09/07→08/14	→	→ 04/14; für Doppelbereifung	2	24.5140-0222.3 331410	L= 222
2.2 TDCi	103	10/07→09/11	←		2	24.5141-0320.3 330949	L= 320
			→	für Einfachbereifung	2	24.5124-0252.3 331218	L= 252
			→	für Doppelbereifung	2	24.5140-0222.3 331410	L= 222
2.3 16V [RWD]	107	04/06→08/14	←	05/06→ 04/14	2	24.5141-0320.3 330949	L= 320
2.3 16V CNG [RWD]	100	04/06→08/14	→	05/06→; - Hinterachse C; → 04/14; für Einfachbereifung	2	24.5124-0252.3 331218	L= 252
2.3 16V LPG [RWD]	107	04/06→08/14	→	05/06→; - Hinterachse C; → 04/14; für Doppelbereifung	2	24.5140-0222.3 331410	L= 222
<b>FORD - TRANSIT Pritsche/Fahrgestell (E_ ) 08/94→07/00</b>							
 <b>Bremssattel</b>							
2.0 (EME/L/S, ENE/L/S)	84	08/94→03/00	←	☐; passend für Felgengröße [Zoll]: 15		24.3421-1709.5 240697	TRW Ø 42 - Halter
2.5 DI (EME/L/S, ENE/L/S)	56	08/94→03/00	←	☐; passend für Felgengröße [Zoll]: 15		24.3421-1710.5 240698	TRW Ø 42 - Halter
2.5 DI (EML, ENE/L)	85	05/99→03/00	←				
2.5 DI (EML/S, ENL/S)	51	08/94→03/00	←				
2.5 TD (EME/L/S, ENE/L/S)	63	08/94→03/00	←				
2.5 TD (EME/L/S, ENE/L/S)	74	08/94→03/00	←				
2.5 TD (EME/L/S, ENE/L/S)	55	10/98→07/00	←	☐; → 03/00; passend für Felgengröße [Zoll]: 15		24.3421-1709.5 240697	TRW Ø 42 - Halter
			←	☐; → 03/00; passend für Felgengröße [Zoll]: 15		24.3421-1710.5 240698	TRW Ø 42 - Halter
 <b>Bremsschlauch</b>							
2.0 (EME/L/S, ENE/L/S)	84	08/94→03/00	←	☐		24.5236-0429.3 330586	L= 429
2.5 DI (EME/L/S, ENE/L/S)	56	08/94→03/00	←	☐		24.5236-0430.3 330587	L= 429
2.5 DI (EML, ENE/L)	85	05/99→03/00	→	X-Bremskreisaufteilung (Diagonale Aufteilung)	2	24.5245-0398.3 331188	L= 398
2.5 DI (EML/S, ENL/S)	51	08/94→03/00	→	X-Bremskreisaufteilung (Diagonale Aufteilung)	2	24.5245-0398.3 331188	L= 398
2.5 TD (EME/L/S, ENE/L/S)	63	08/94→03/00	→	HH-Bremskreisaufteilung (VA+HA/VA+HA)	2	24.5245-0405.3 330686	L= 405
2.5 TD (EME/L/S, ENE/L/S)	74	08/94→03/00	→	HH-Bremskreisaufteilung (VA+HA/VA+HA)	2	24.5245-0405.3 330686	L= 405
2.5 TD (EME/L/S, ENE/L/S)	55	10/98→07/00	←	☐; → 03/00		24.5236-0429.3 330586	L= 429
			←	☐; → 03/00		24.5236-0430.3 330587	L= 429
			→	→ 03/00; X-Bremskreisaufteilung (Diagonale Aufteilung)	2	24.5245-0398.3 331188	L= 398
			→	→ 03/00; HH-Bremskreisaufteilung (VA+HA/VA+HA)	2	24.5245-0405.3 330686	L= 405















	kw			 	! #		
<b>FORD - TRANSIT Pritsche/Fahrgestell (FM_-, FN_-) 01/00→05/06</b>							
 <b>Bremssattel</b>							
2.0 DI (F_E-, F_F-)	55	08/00→05/06	←	☐; → 04/06		24.3481-1783.5 240591	Ø 48 - Halter
2.0 DI (F_E-, F_F-)	63	08/00→05/06	←	☐; → 04/06		24.3481-1784.5 240592	Ø 48 - Halter
2.0 DI (F_E-, F_F-)	74	08/00→05/06	←	☐; → 04/06			
2.0 TDCi (F_E-, F_F-)	92	08/02→05/06	←	☐; → 04/06			
2.3 16V (F_A-, F_B-, F_C-, F_D-)	107	04/01→05/06	←	☐; → 04/06			
2.4 DI (F_A-, F_B-, F_C-, F_D-)	55	01/00→05/06	←	☐; → 04/06			
2.4 DI (F_A-, F_B-, F_C-, F_D-)	66	01/00→05/06	←	☐; → 04/06			
2.4 DI (F_A-, F_B-, F_C-, F_D-)	88	01/00→05/06	←	☐; → 04/06			
2.4 TDCi	101	03/04→05/06	←	☐; → 04/06			
2.4 TDE	85	03/04→05/06	←	☐; → 04/06			
2.3	105	03/01→03/06	←	☐		24.3481-1783.5 240591	Ø 48 - Halter
2.3 BiFuel	105	03/01→03/06	←	☐		24.3481-1784.5 240592	Ø 48 - Halter
2.4 TDE	92	07/01→05/06	←	☐; 11/01→ 04/06		24.3481-1783.5 240591	Ø 48 - Halter
			←	☐; 11/01→ 04/06		24.3481-1784.5 240592	Ø 48 - Halter
 <b>Bremsschlauch</b>							
2.0 DI (F_E-, F_F-)	55	08/00→05/06	←	☐; → 04/06		24.5299-0449.3 331039	L= 449
2.0 DI (F_E-, F_F-)	63	08/00→05/06	←	☐; → 04/06		24.5299-0452.3 331040	L= 452
2.0 DI (F_E-, F_F-)	74	08/00→05/06	←	☐; → 04/06			
2.0 TDCi (F_E-, F_F-)	92	08/02→05/06	→	→ 04/06	2	24.5294-0463.3 331032	L= 463
2.3 16V (F_A-, F_B-, F_C-, F_D-)	107	04/01→05/06	←	☐; → 04/06			
2.4 DI (F_A-, F_B-, F_C-, F_D-)	55	01/00→05/06	←	☐; → 04/06			
2.4 DI (F_A-, F_B-, F_C-, F_D-)	66	01/00→05/06	←	☐; → 04/06			
2.4 DI (F_A-, F_B-, F_C-, F_D-)	88	01/00→05/06	←	☐; → 04/06			
2.4 TDCi	101	03/04→05/06	←	☐; → 04/06			
2.4 TDE	85	03/04→05/06	←	☐; → 04/06			
2.3	105	03/01→03/06	←	☐		24.5299-0449.3 331039	L= 449
2.3 BiFuel	105	03/01→03/06	←	☐		24.5299-0452.3 331040	L= 452
			→	→ 04/06	2	24.5294-0463.3 331032	L= 463
2.4 TDE	92	07/01→05/06	←	☐; 11/01→ 04/06		24.5299-0449.3 331039	L= 449
			←	☐; 11/01→ 04/06		24.5299-0452.3 331040	L= 452
			→	11/01→ 04/06	2	24.5294-0463.3 331032	L= 463
<b>FORD - TRANSIT TOURNEO 07/06→08/14</b>							
 <b>Bremsschlauch</b>							
2.2 TDCi	81	07/06→08/14	←	→ 04/14	2	24.5141-0320.3 330949	L= 320
2.2 TDCi	85	10/08→08/14	→	→ 04/14; für Einfachbereifung	2	24.5124-0252.3 331218	L= 252
2.2 TDCi	96	07/06→08/14	→	→ 04/14; für Doppelbereifung	2	24.5140-0222.3 331410	L= 222
2.2 TDCi	103	10/07→08/14	→	→ 04/14; für Doppelbereifung	2	24.5140-0222.3 331410	L= 222
<b>FORD - TRANSIT TOURNEO 08/94→12/00</b>							
 <b>Bremssattel</b>							
2.0	84	11/94→12/00	←	☐; 09/95→ 03/00; passend für Felgenreöße [Zoll]: 15		24.3421-1709.5 240697	TRW Ø 42 - Halter
			←	☐; 09/95→ 03/00; passend für Felgenreöße [Zoll]: 15		24.3421-1710.5 240698	TRW Ø 42 - Halter
2.4 D	55	08/94→06/00	←	☐; → 03/00; passend für Felgenreöße [Zoll]: 15		24.3421-1709.5 240697	TRW Ø 42 - Halter
2.5 DI	51	11/94→12/00	←	☐; → 03/00; passend für Felgenreöße [Zoll]: 15		24.3421-1710.5 240698	TRW Ø 42 - Halter
2.5 DI	56	11/94→12/00	←	☐; → 03/00; passend für Felgenreöße [Zoll]: 15		24.3421-1710.5 240698	TRW Ø 42 - Halter
2.5 TD	74	04/98→12/00	←	☐; → 03/00; passend für Felgenreöße [Zoll]: 15		24.3421-1710.5 240698	TRW Ø 42 - Halter
2.5 TD	63	11/94→12/00	←	☐; 01/95→ 03/00; passend für Felgenreöße [Zoll]: 15		24.3421-1709.5 240697	TRW Ø 42 - Halter
			←	☐; 01/95→ 03/00; passend für Felgenreöße [Zoll]: 15		24.3421-1710.5 240698	TRW Ø 42 - Halter
 <b>Bremsschlauch</b>							
2.0	84	11/94→12/00	←	☐; 09/95→ 03/00		24.5236-0429.3 330586	L= 429
			←	☐; 09/95→ 03/00		24.5236-0430.3 330587	L= 429
			→	09/95→ 03/00; X-Bremskreisaufteilung (Diagonale Aufteilung)	2	24.5245-0398.3 331188	L= 398
↓							












	kw			 	! #		
<b>FORD - TRANSIT TOURNEO 08/94→12/00</b>							
 <b>Bremsschlauch</b>							
2.0	84	11/94→12/00	➔	09/95→03/00; HH-Bremskreisaufteilung (VA+HA/VA+HA)	2	24.5245-0405.3 330686	L= 405
2.5 DI 2.5 DI 2.5 TD	51 56 74	11/94→12/00 11/94→12/00 04/98→12/00	➔	☐; → 03/00		24.5236-0429.3 330586	L= 429
			➔	☐; → 03/00		24.5236-0430.3 330587	L= 429
			➔	→ 03/00; X-Bremskreisaufteilung (Diagonale Aufteilung)	2	24.5245-0398.3 331188	L= 398
			➔	→ 03/00; HH-Bremskreisaufteilung (VA+HA/VA+HA)	2	24.5245-0405.3 330686	L= 405
2.5 TD	63	11/94→12/00	➔	☐; 01/95→03/00		24.5236-0429.3 330586	L= 429
			➔	☐; 01/95→03/00		24.5236-0430.3 330587	L= 429
			➔	01/95→03/00; X-Bremskreisaufteilung (Diagonale Aufteilung)	2	24.5245-0398.3 331188	L= 398
			➔	01/95→03/00; HH-Bremskreisaufteilung (VA+HA/VA+HA)	2	24.5245-0405.3 330686	L= 405
<b>HONDA - ACCORD V (CC, CD) 06/92→12/97</b>							
 <b>Bremssattel</b>							
2.0 i 2.0 i S	85 96	03/93→01/96 03/93→01/96	➔	☐; → 12/95; Vollautomatik		24.3571-1785.5 240764	Ø 57 - Halter
			➔	☐; → 12/95; Vollautomatik		24.3571-1786.5 240765	Ø 57 - Halter
2.3 i SR	116	03/93→01/96	➔	☐; → 12/95		24.3571-1785.5 240764	Ø 57 - Halter
			➔	☐; → 12/95		24.3571-1786.5 240765	Ø 57 - Halter
<b>HONDA - ACCORD V (CE, CF_) 09/95→10/98</b>							
 <b>Bremssattel</b>							
1.9 i (CE7) 2.0 i LS (CE8)	85 96	02/96→10/98 02/96→10/98	➔	☐; → 09/98; Vollautomatik		24.3571-1785.5 240764	Ø 57 - Halter
			➔	☐; → 09/98; Vollautomatik		24.3571-1786.5 240765	Ø 57 - Halter
2.2	103	04/96→12/97	➔	☐		24.3571-1785.5 240764	Ø 57 - Halter
			➔	☐		24.3571-1786.5 240765	Ø 57 - Halter
2.2 i VTEC (CE9)	110	02/96→10/98	➔	☐; → 09/98		24.3571-1785.5 240764	Ø 57 - Halter
			➔	☐; → 09/98		24.3571-1786.5 240765	Ø 57 - Halter
<b>HONDA - ACCORD VI (CK, CG, CH, CF8) 03/97→12/03</b>							
 <b>Bremssattel</b>							
1.8 i (CG8) 2.0 i (CG9) 2.2 Type-R (CH1)	100 108 156	10/98→12/02 10/98→01/01 02/99→12/02	➔	☐		24.3384-1749.5 240345	TRW Ø 38 - Halter
			➔	☐		24.3384-1750.5 240346	TRW Ø 38 - Halter
			➔	☐; → 10/00		24.3384-1749.5 240345	TRW Ø 38 - Halter
2.0 Turbo DI (CH2)	77	02/99→12/02	➔	☐; → 10/00		24.3384-1750.5 240346	TRW Ø 38 - Halter
			➔	☐; → 10/00		24.3384-1749.5 240345	TRW Ø 38 - Halter
2.3 2.3 (CL3)	104 113	07/01→02/03 01/01→06/03	➔	☐; → 12/02		24.3384-1749.5 240345	TRW Ø 38 - Halter
			➔	☐; → 12/02		24.3384-1750.5 240346	TRW Ø 38 - Halter
 <b>Bremsschlauch</b>							
1.6 i (CG7) 1.6 LS (CG7) 1.8 i (CG8) 2.0 i (CG9) 2.2 Type-R (CH1)	85 79 100 108 156	10/98→12/02 10/98→12/02 10/98→12/02 10/98→01/01 02/99→12/02	➔	☐		24.5287-0451.3 331010	L= 451 + Halter
			➔	☐		24.5287-0452.3 331011	L= 451 + Halter
			➔	☐; → 10/00		24.5287-0451.3 331010	L= 451 + Halter
			➔	☐; → 10/00		24.5287-0452.3 331011	L= 451 + Halter
			➔	☐; → 12/02		24.5287-0451.3 331010	L= 451 + Halter
2.0 Turbo DI (CH2)	77	02/99→12/02	➔	☐; → 10/00		24.5287-0451.3 331010	L= 451 + Halter
			➔	☐; → 10/00		24.5287-0452.3 331011	L= 451 + Halter
2.3 2.3 (CL3)	104 113	07/01→02/03 01/01→06/03	➔	☐; → 12/02		24.5287-0451.3 331010	L= 451 + Halter
			➔	☐; → 12/02		24.5287-0452.3 331011	L= 451 + Halter
<b>HONDA - ACCORD VI Aerodeck (CF) 07/97→09/05</b>							
 <b>Bremssattel</b>							
2.3 i ↓	112	07/97→	➔	☐; 01/01→		24.3384-1749.5 240345	TRW Ø 38 - Halter
			➔	☐; 01/01→		24.3384-1750.5 240346	TRW Ø 38 - Halter




























	kW					! #		
<b>HONDA - ACCORD VI Aerodeck (CF) 07/97→09/05</b>								
 <b>Bremsschlauch</b>								
2.3 i	112	07/97→	←	☐; 01/01→		24.5287-0451.3	331010	L= 451 + Halter
			←	☐; 01/01→		24.5287-0452.3	331011	L= 451 + Halter
<b>HONDA - ACCORD VI Hatchback (CH, CL) 12/99→12/02</b>								
 <b>Bremsattel</b>								
1.8 i (CH6)	100	12/99→12/02	→	☐		24.3384-1749.5	240345	TRW Ø 38 - Halter
2.0 TDi (CH8)	77	12/99→10/00	→	☐		24.3384-1750.5	240346	TRW Ø 38 - Halter
2.0 (CH7)	108	12/99→12/02	→	☐; → 01/01		24.3384-1749.5	240345	TRW Ø 38 - Halter
			→	☐; → 01/01		24.3384-1750.5	240346	TRW Ø 38 - Halter
2.3 (CL4)	113	11/00→12/02	→	☐; 01/01→		24.3384-1749.5	240345	TRW Ø 38 - Halter
			→	☐; 01/01→		24.3384-1750.5	240346	TRW Ø 38 - Halter
 <b>Bremsschlauch</b>								
1.6 (CH5)	85	12/99→12/02	←	☐		24.5287-0451.3	331010	L= 451 + Halter
1.8 i (CH6)	100	12/99→12/02	←	☐		24.5287-0452.3	331011	L= 451 + Halter
2.0 TDi (CH8)	77	12/99→10/00	←	☐		24.5287-0451.3	331010	L= 451 + Halter
2.0 (CH7)	108	12/99→12/02	←	☐; → 01/01		24.5287-0452.3	331011	L= 451 + Halter
			←	☐; → 01/01		24.5287-0451.3	331010	L= 451 + Halter
2.3 (CL4)	113	11/00→12/02	←	☐; 01/01→		24.5287-0452.3	331011	L= 451 + Halter
			←	☐; 01/01→		24.5287-0451.3	331010	L= 451 + Halter
<b>HONDA - ACCORD VII (CL, CN) 01/03→09/12</b>								
 <b>Bremsattel</b>								
2.0 (CL7)	114	02/03→05/08	→	☐		24.3384-1749.5	240345	TRW Ø 38 - Halter
2.0 Allrad (CL8)	114	02/03→05/08	→	☐		24.3384-1750.5	240346	TRW Ø 38 - Halter
2.2 i-CTDi (CN1)	103	01/04→05/08	→	☐				
2.4	113	09/06→05/08	→	☐				
2.4 (CL9)	140	02/03→05/08	→	☐				
2.4 Vtec	122	04/06→07/08	→	☐				
2.4 i 16V	115	02/03→	→	☐; → 09/05		24.3384-1749.5	240345	TRW Ø 38 - Halter
			→	☐; → 09/05		24.3384-1750.5	240346	TRW Ø 38 - Halter
<b>Feder, Bremsattel</b>								
2.0 (CL7)	114	02/03→05/08			2	11.8116-0356.1	390586	ATE
2.0 Allrad (CL8)	114	02/03→05/08						
2.4	113	09/06→05/08						
2.4 (CL9)	140	02/03→05/08						
2.4 Vtec	122	04/06→07/08						
2.4 i 16V	115	02/03→		→ 09/05	2	11.8116-0356.1	390586	ATE
<b>Führungshülzensatz, Bremsattel</b>								
2.0 (CL7)	114	02/03→05/08	←			11.0101-5407.2	260011	ATE
2.0 Allrad (CL8)	114	02/03→05/08	←					
2.4	113	09/06→05/08	←					
2.4 (CL9)	140	02/03→05/08	←					
2.4 Vtec	122	04/06→07/08	←					
2.4 i 16V	115	02/03→	←	→ 09/05		11.0101-5407.2	260011	ATE
<b>Führungsbolzen, Bremsattel</b>								
2.0 (CL7)	114	02/03→05/08				11.8171-0008.1	990049	ATE
2.0 Allrad (CL8)	114	02/03→05/08						
2.4	113	09/06→05/08						
2.4 (CL9)	140	02/03→05/08						
2.4 Vtec	122	04/06→07/08						
2.4 i 16V	115	02/03→		→ 09/05		11.8171-0008.1	990049	ATE
 <b>Bremsschlauch</b>								
2.0 (CL7)	114	02/03→05/08	←	☐		24.5270-0456.3	330996	L= 456 + Halter
2.0 Allrad (CL8)	114	02/03→05/08	←	☐		24.5270-0457.3	330997	L= 456 + Halter
2.2 i-CTDi (CN1)	103	01/04→05/08	←	☐		24.5270-0461.3	330998	L= 461
2.4	113	09/06→05/08	→	☐		24.5270-0462.3	330999	L= 461
2.4 (CL9)	140	02/03→05/08	→	☐		24.5270-0496.3	331469	L= 496 + Zub
2.4 Vtec	122	04/06→07/08	→	☐		24.5270-0497.3	331470	L= 496 + Zub
2.4	132	01/08→09/12	←	☐; 07/08→		24.5270-0475.3	331467	L= 476 + Zub
			←	☐; 07/08→		24.5270-0476.3	331468	L= 476 + Zub
			→	☐; 07/08→				
			→	☐; 07/08→				
↓								














	kw			 	! #		
<b>HONDA - ACCORD VII (CL, CN) 01/03→09/12</b>							
 <b>Bremsschlauch</b>							
2.4 i 16V	115	02/03→		 ; → 09/05	24.5270-0456.3	330996	L= 456 + Halter
				 ; → 09/05	24.5270-0457.3	330997	L= 456 + Halter
				 ; → 09/05	24.5270-0461.3	330998	L= 461
				 ; → 09/05	24.5270-0462.3	330999	L= 461
<b>HONDA - ACCORD VII (CM) 09/02→05/08</b>							
 <b>Bremssattel</b>							
2.4 Vtec E (CM5)	118	09/02→12/05		 ; 02/03→ 09/05	24.3384-1749.5	240345	TRW Ø 38 - Halter
				 ; 02/03→ 09/05	24.3384-1750.5	240346	TRW Ø 38 - Halter
<b>Feder, Bremssattel</b>							
2.4 Vtec E (CM5)	118	09/02→12/05		02/03→ 09/05	2	11.8116-0356.1	390586 ATE
<b>Führungshülzensatz, Bremssattel</b>							
2.4 Vtec E (CM5)	118	09/02→12/05		02/03→ 09/05		11.0101-5407.2	260011 ATE
<b>Führungsbolzen, Bremssattel</b>							
2.4 Vtec E (CM5)	118	09/02→12/05		02/03→ 09/05		11.8171-0008.1	990049 ATE
 <b>Bremsschlauch</b>							
2.4 Vtec E (CM5)	118	09/02→12/05		 ; 02/03→ 09/05	24.5270-0456.3	330996	L= 456 + Halter
				 ; 02/03→ 09/05	24.5270-0457.3	330997	L= 456 + Halter
				 ; 02/03→ 09/05	24.5270-0461.3	330998	L= 461
				 ; 02/03→ 09/05	24.5270-0462.3	330999	L= 461
<b>HONDA - ACCORD VII Tourer (CM, CN) 04/03→05/08</b>							
 <b>Bremssattel</b>							
2.0 (CM1)	114	04/03→05/08			24.3384-1749.5	240345	TRW Ø 38 - Halter
2.2 i-CTDi (CN2)	103	01/04→05/08			24.3384-1750.5	240346	TRW Ø 38 - Halter
2.4 (CM2)	140	04/03→05/08					
2.4 Vtec E	118	09/03→09/05					
2.4 Vtec T	147	09/03→05/08					
<b>Feder, Bremssattel</b>							
2.0 (CM1)	114	04/03→05/08			2	11.8116-0356.1	390586 ATE
2.2 i-CTDi (CN2)	103	01/04→05/08					
2.4 (CM2)	140	04/03→05/08					
2.4 Vtec E	118	09/03→09/05					
2.4 Vtec T	147	09/03→05/08					
<b>Führungshülzensatz, Bremssattel</b>							
2.0 (CM1)	114	04/03→05/08				11.0101-5407.2	260011 ATE
2.2 i-CTDi (CN2)	103	01/04→05/08					
2.4 (CM2)	140	04/03→05/08					
2.4 Vtec E	118	09/03→09/05					
2.4 Vtec T	147	09/03→05/08					
<b>Führungsbolzen, Bremssattel</b>							
2.0 (CM1)	114	04/03→05/08				11.8171-0008.1	990049 ATE
2.2 i-CTDi (CN2)	103	01/04→05/08					
2.4 (CM2)	140	04/03→05/08					
2.4 Vtec E	118	09/03→09/05					
2.4 Vtec T	147	09/03→05/08					
 <b>Bremsschlauch</b>							
2.0 (CM1)	114	04/03→05/08			24.5270-0456.3	330996	L= 456 + Halter
					24.5270-0457.3	330997	L= 456 + Halter
					24.5270-0461.3	330998	L= 461
					24.5270-0462.3	330999	L= 461
							
2.2 i-CTDi (CN2)	103	01/04→05/08					
2.4 (CM2)	140	04/03→05/08					
2.4 Vtec E	118	09/03→09/05					
2.4 Vtec T	147	09/03→05/08					
<b>HONDA - ACCORD VIII (CP) 09/07→</b>							
 <b>Bremsschlauch</b>							
2.4 (CP2)	136	02/08→		 ; 07/08→ 06/15	24.5270-0496.3	331469	L= 496 + Zub
				 ; 07/08→ 06/15	24.5270-0497.3	331470	L= 496 + Zub
				 ; 07/08→ 06/15	24.5270-0475.3	331467	L= 476 + Zub
				 ; 07/08→ 06/15	24.5270-0476.3	331468	L= 476 + Zub













	kW			 	! #		
<b>HONDA - ACCORD VIII (CU) 06/08→</b>							
 <b>Bremsschlauch</b>							
2.0 i (CU1)	115	06/08→06/15	←	☐; 07/08→	24.5270-0496.3	331469	L= 496 + Zub
			←	☐; 07/08→	24.5270-0497.3	331470	L= 496 + Zub
			→	☐; 07/08→	24.5270-0475.3	331467	L= 476 + Zub
			→	☐; 07/08→	24.5270-0476.3	331468	L= 476 + Zub
2.2 i-DTEC (CU3) 2.2 i-DTEC (CU3) 2.4 i (CU2)	110	07/08→06/15	←	☐	24.5270-0496.3	331469	L= 496 + Zub
	132	07/08→06/15	←	☐	24.5270-0497.3	331470	L= 496 + Zub
	148	07/08→06/15	→	☐	24.5270-0475.3	331467	L= 476 + Zub
2.4 i	133	07/08→	←	☐; → 06/15	24.5270-0496.3	331469	L= 496 + Zub
			←	☐; → 06/15	24.5270-0497.3	331470	L= 496 + Zub
			→	☐; → 06/15	24.5270-0475.3	331467	L= 476 + Zub
			→	☐; → 06/15	24.5270-0476.3	331468	L= 476 + Zub
<b>HONDA - ACCORD VIII TOURER (CW) 07/08→</b>							
 <b>Bremsschlauch</b>							
2.0 i 2.0 i (CW1) 2.2 i-DTEC (CW3) 2.2 i-DTEC (CW3) 2.4 i (CW2)	110	07/08→	←	☐; → 06/15	24.5270-0496.3	331469	L= 496 + Zub
	115	07/08→	←	☐; → 06/15	24.5270-0497.3	331470	L= 496 + Zub
	132	07/08→	→	☐; → 06/15	24.5270-0475.3	331467	L= 476 + Zub
	148	07/08→	→	☐; → 06/15	24.5270-0476.3	331468	L= 476 + Zub
<b>HONDA - ACCORD IX Stufenheck (CR) 09/12→</b>							
 <b>Bremsschlauch</b>							
2.4	132	07/14→	←	☐	24.5270-0496.3	331469	L= 496 + Zub
			←	☐	24.5270-0497.3	331470	L= 496 + Zub
			→	☐	24.5270-0475.3	331467	L= 476 + Zub
			→	☐	24.5270-0476.3	331468	L= 476 + Zub
<b>HONDA - ACCORD Coupe (CM) 07/03→</b>							
 <b>Bremsschlauch</b>							
2.4	142	01/09→	←	☐; 07/08→ 06/15	24.5270-0496.3	331469	L= 496 + Zub
			←	☐; 07/08→ 06/15	24.5270-0497.3	331470	L= 496 + Zub
			→	☐; 07/08→ 06/15	24.5270-0475.3	331467	L= 476 + Zub
			→	☐; 07/08→ 06/15	24.5270-0476.3	331468	L= 476 + Zub
<b>HONDA - CITY Stufenheck (GM2, GM3) 09/08→</b>							
 <b>Bremssattel</b>							
1.4 i-V TEC	73	09/08→	←	☐; → 11/13	24.3511-1717.7	220887	Ø 51 - Halter
			←	☐; → 11/13	24.3511-1718.7	220888	Ø 51 - Halter
			→	☐; → 11/13	24.3304-1713.7	220885	Ø 30 - Halter
			→	☐; → 11/13	24.3304-1714.7	220886	Ø 30 - Halter
 <b>Bremsschlauch</b>							
1.4 i-V TEC	73	09/08→	←	☐; → 11/13	24.5268-0495.3	330933	L= 495
			←	☐; → 11/13	24.5268-0496.3	330934	L= 495
			→	☐; → 11/13	24.5297-0272.3	331036	L= 272,5
			→	☐; → 11/13	24.5297-0332.3	331037	L= 332,5
<b>HONDA - CIVIC VI Aerodeck (MB, MC) 04/98→02/01</b>							
 <b>Bremssattel</b>							
1.4 16V (MB8) 1.4 16V (MB8)	55	04/98→02/01	←	☐	24.3541-1813.5	240381	TRW Ø 54 - Halter
	66	04/98→02/01	←	☐	24.3541-1814.5	240382	TRW Ø 54 - Halter
			→	☐; + ABS	24.3304-1701.5	240113	TRW Ø 30 - Halter
			→	☐; + ABS	24.3304-1702.5	240114	TRW Ø 30 - Halter
1.5 16V (MB9)	84	04/98→02/01	←	☐	24.3541-1813.5	240381	TRW Ø 54 - Halter
1.6 16V (MC1)	85	04/98→02/01	←	☐	24.3541-1814.5	240382	TRW Ø 54 - Halter
1.6 16V (MC1)	92	04/98→02/01	←	☐	24.3541-1814.5	240382	TRW Ø 54 - Halter
↓							

	kw					! #		
<b>HONDA - CIVIC VI Aerodeck (MB, MC) 04/98→02/01</b>								
 <b>Bremssattel</b>								
1.8 16V (MC2)	124	04/98→02/01	←	☐		24.3571-1785.5	240764	Ø 57 - Halter
			←	☐		24.3571-1786.5	240765	Ø 57 - Halter
2.0 i D (MC3)	74	04/98→02/01	←	☐		24.3541-1813.5	240381	TRW Ø 54 - Halter
2.0 i D (MC3)	77	04/98→02/01	←	☐		24.3541-1814.5	240382	TRW Ø 54 - Halter
			→	☐		24.3304-1701.5	240113	TRW Ø 30 - Halter
			→	☐		24.3304-1702.5	240114	TRW Ø 30 - Halter
<b>HONDA - CIVIC VI Coupe (EJ, EM1) 03/96→12/00</b>								
 <b>Bremssattel</b>								
1.6	79	05/96→04/99	←	☐		24.3511-1709.5	240333	Ø 51 - Halter
1.6 i	77	03/96→03/00	←	☐		24.3511-1710.5	240334	Ø 51 - Halter
1.6 i Vtec	92	03/96→03/00	←	☐		24.3541-1805.5	240323	Ø 54 - Halter
			←	☐		24.3541-1806.5	240324	Ø 54 - Halter
1.6 i Vtec	118	04/99→12/00	←	☐		24.3541-1805.5	240323	Ø 54 - Halter
			←	☐		24.3541-1806.5	240324	Ø 54 - Halter
			→	☐		24.3304-1711.5	240395	Ø 30 - Halter
			→	☐		24.3304-1712.5	240396	Ø 30 - Halter
<b>HONDA - CIVIC VI Fastback (MA, MB) 09/94→02/01</b>								
 <b>Bremssattel</b>								
1.4 i (MA8, MB2)	55	09/95→02/01	←	☐; 01/97→		24.3541-1813.5	240381	TRW Ø 54 - Halter
			←	☐; 01/97→		24.3541-1814.5	240382	TRW Ø 54 - Halter
			→	☐; 01/97→		24.3304-1701.5	240113	TRW Ø 30 - Halter
			→	☐; 01/97→		24.3304-1702.5	240114	TRW Ø 30 - Halter
1.4 i (MA8, MB2)	66	09/94→02/01	←	☐; → 12/96		24.3541-1813.5	240381	TRW Ø 54 - Halter
1.5 i Vtec-E (MA9)	66	09/94→01/97	←	☐; → 12/96		24.3541-1814.5	240382	TRW Ø 54 - Halter
			→	☐; → 12/96; + ABS		24.3304-1701.5	240113	TRW Ø 30 - Halter
			→	☐; → 12/96; + ABS		24.3304-1702.5	240114	TRW Ø 30 - Halter
1.5 16V (MB3)	84	01/97→02/01	←	☐		24.3541-1813.5	240381	TRW Ø 54 - Halter
1.6 16V (MB4)	85	01/97→02/01	←	☐		24.3541-1814.5	240382	TRW Ø 54 - Halter
1.6 VTi	118	01/97→02/01	←	☐		24.3541-1814.5	240382	TRW Ø 54 - Halter
2.0 i TD (MB7)	63	01/97→02/01	→	☐		24.3304-1701.5	240113	TRW Ø 30 - Halter
2.0 TDiC (MB7)	74	11/98→10/00	→	☐		24.3304-1701.5	240113	TRW Ø 30 - Halter
2.0 TDiC (MB7)	77	11/98→10/00	→	☐		24.3304-1702.5	240114	TRW Ø 30 - Halter
1.6	92	11/98→10/00	←	☐		24.3541-1813.5	240381	TRW Ø 54 - Halter
			←	☐		24.3541-1814.5	240382	TRW Ø 54 - Halter
1.6 i (MB1)	83	09/94→01/97	←	☐; → 12/96		24.3541-1813.5	240381	TRW Ø 54 - Halter
1.6 i Vtec (MB1)	93	09/94→01/97	←	☐; → 12/96		24.3541-1814.5	240382	TRW Ø 54 - Halter
			→	☐; → 12/96		24.3304-1701.5	240113	TRW Ø 30 - Halter
			→	☐; → 12/96		24.3304-1702.5	240114	TRW Ø 30 - Halter
1.8 16V (MB6)	124	01/97→02/01	←	☐		24.3571-1785.5	240764	Ø 57 - Halter
			←	☐		24.3571-1786.5	240765	Ø 57 - Halter
<b>Zubehörsatz, Bremssattel</b>								
1.4 i (MA8, MB2)	66	09/94→02/01	→	→ 12/96; + ABS		24.0101-3004.2	260042	TRW
1.5 i Vtec-E (MA9)	66	09/94→01/97	→	→ 12/96		24.0101-3004.2	260042	TRW
1.6 i (MB1)	83	09/94→01/97	→	→ 12/96		24.0101-3004.2	260042	TRW
1.6 i Vtec (MB1)	93	09/94→01/97	→	→ 12/96		24.0101-3004.2	260042	TRW
<b>HONDA - CIVIC VI Hatchback (EJ, EK) 10/95→02/01</b>								
 <b>Bremssattel</b>								
1.4 i (EJ9)	55	11/95→02/01	←	☐; → 01/01; - ABS		24.3511-1709.5	240333	Ø 51 - Halter
1.4 i S (EJ9)	66	11/95→02/01	←	☐; → 01/01; - ABS		24.3511-1710.5	240334	Ø 51 - Halter
1.4 LPG	66	01/97→02/01	←	☐; → 01/01; + ABS		24.3541-1805.5	240323	Ø 54 - Halter
			←	☐; → 01/01; + ABS		24.3541-1806.5	240324	Ø 54 - Halter
1.5	66	11/95→12/96	←	☐		24.3541-1805.5	240323	Ø 54 - Halter
1.6 VTEC Type R	136	08/97→09/00	←	☐		24.3541-1806.5	240324	Ø 54 - Halter
			→	☐		24.3304-1711.5	240395	Ø 30 - Halter
↓								











	kw			 	! #		
<b>HONDA - CIVIC VI Hatchback (EJ, EK) 10/95→02/01</b>							
 <b>Bremssattel</b>							
1.5 1.6 VTEC Type R	66 136	11/95→12/96 08/97→09/00	→	☐		24.3304-1712.5 240396	Ø 30 - Halter
1.5 i (EK3) 1.6 VTi (EK4)	84 118	11/95→02/01 11/95→02/01	←	☐; → 01/01		24.3541-1805.5 240323	Ø 54 - Halter
			←	☐; → 01/01		24.3541-1806.5 240324	Ø 54 - Halter
			→	☐; → 01/01		24.3304-1711.5 240395	Ø 30 - Halter
			→	☐; → 01/01		24.3304-1712.5 240396	Ø 30 - Halter
1.6	92	11/98→10/00	←	☐		24.3541-1805.5 240323	Ø 54 - Halter
			←	☐		24.3541-1806.5 240324	Ø 54 - Halter
1.6	93	10/95→09/00	←	☐; 01/96→		24.3541-1805.5 240323	Ø 54 - Halter
			←	☐; 01/96→		24.3541-1806.5 240324	Ø 54 - Halter
1.6 i (EK1)	84	11/95→02/01	←	☐; → 01/01		24.3541-1805.5 240323	Ø 54 - Halter
			←	☐; → 01/01		24.3541-1806.5 240324	Ø 54 - Halter
2.0 TDiC	77	11/98→10/00	←	☐		24.3541-1813.5 240381	TRW Ø 54 - Halter
			←	☐		24.3541-1814.5 240382	TRW Ø 54 - Halter
			→	☐		24.3304-1701.5 240113	TRW Ø 30 - Halter
			→	☐		24.3304-1702.5 240114	TRW Ø 30 - Halter
<b>HONDA - CIVIC VI Stufenheck (EJ, EK) 06/95→03/01</b>							
 <b>Bremssattel</b>							
1.4	55	11/95→10/98	←	☐; - ABS		24.3511-1709.5 240333	Ø 51 - Halter
			←	☐; - ABS		24.3511-1710.5 240334	Ø 51 - Halter
			←	☐; + ABS		24.3541-1805.5 240323	Ø 54 - Halter
			←	☐; + ABS		24.3541-1806.5 240324	Ø 54 - Halter
1.4 i (EJ9)	66	11/95→02/01	←	☐; → 01/01; - ABS		24.3511-1709.5 240333	Ø 51 - Halter
			←	☐; → 01/01; - ABS		24.3511-1710.5 240334	Ø 51 - Halter
			←	☐; → 01/01; + ABS		24.3541-1805.5 240323	Ø 54 - Halter
			←	☐; → 01/01; + ABS		24.3541-1806.5 240324	Ø 54 - Halter
1.5 i	66	10/95→03/01	←	☐; 11/95→ 01/01		24.3541-1805.5 240323	Ø 54 - Halter
			←	☐; 11/95→ 01/01		24.3541-1806.5 240324	Ø 54 - Halter
			→	☐; 11/95→ 01/01		24.3304-1711.5 240395	Ø 30 - Halter
			→	☐; 11/95→ 01/01		24.3304-1712.5 240396	Ø 30 - Halter
1.5 i (EK3) 1.6 VTi (EK4)	84 118	11/95→02/01 11/95→02/01	←	☐; → 01/01		24.3541-1805.5 240323	Ø 54 - Halter
			←	☐; → 01/01		24.3541-1806.5 240324	Ø 54 - Halter
			→	☐; → 01/01		24.3304-1711.5 240395	Ø 30 - Halter
			→	☐; → 01/01		24.3304-1712.5 240396	Ø 30 - Halter
1.6	93	10/95→12/00	←	☐; 01/96→		24.3541-1805.5 240323	Ø 54 - Halter
			←	☐; 01/96→		24.3541-1806.5 240324	Ø 54 - Halter
1.6	118	10/95→09/00	←	☐; 11/95→		24.3541-1805.5 240323	Ø 54 - Halter
			←	☐; 11/95→		24.3541-1806.5 240324	Ø 54 - Halter
			→	☐; 11/95→		24.3304-1711.5 240395	Ø 30 - Halter
			→	☐; 11/95→		24.3304-1712.5 240396	Ø 30 - Halter
1.6 i Vtec	92	11/95→02/01	←	☐; → 01/01		24.3541-1805.5 240323	Ø 54 - Halter
			←	☐; → 01/01		24.3541-1806.5 240324	Ø 54 - Halter
<b>HONDA - CIVIC VII Coupe (EM2) 02/01→12/05</b>							
 <b>Bremssattel</b>							
1.6 i	81	02/01→12/05	←	☐; → 10/04		24.3541-1733.7 220705	NIS Ø 54 - Halter
			←	☐; → 10/04		24.3541-1734.7 220706	NIS Ø 54 - Halter
			←	☐		24.3541-1825.7 220721	TRW Ø 54 - Halter
			←	☐		24.3541-1826.7 220722	TRW Ø 54 - Halter
1.7 i 1.7 i VTEC	88 92	05/01→12/05 05/01→12/05	←	☐; → 10/04		24.3541-1733.7 220705	NIS Ø 54 - Halter
			←	☐; → 10/04		24.3541-1734.7 220706	NIS Ø 54 - Halter
 <b>Bremsschlauch</b>							
1.6 i	81	02/01→12/05	→		2	24.5289-0277.3 331013	L= 277,5











	kW			 	! #		
<b>HONDA - CIVIC VII Hatchback (EU, EP, EV) 03/99→02/06</b>							
 <b>Bremssattel</b>							
1.4 i	55	02/01→09/05	←	☐		24.3541-1733.7 220705	NIS Ø 54 - Halter
1.6 i	81	02/01→09/05	←	☐		24.3541-1734.7 220706	NIS Ø 54 - Halter
1.4 iS (EP1)	66	02/01→09/05	←	☐		24.3541-1825.7 220721	TRW Ø 54 - Halter
			←	☐		24.3541-1826.7 220722	TRW Ø 54 - Halter
1.7 CTDi	74	01/02→09/05	←	☐		24.3541-1733.7 220705	NIS Ø 54 - Halter
			←	☐		24.3541-1825.7 220721	TRW Ø 54 - Halter
			←	☐		24.3541-1734.7 220706	NIS Ø 54 - Halter
			←	☐		24.3541-1826.7 220722	TRW Ø 54 - Halter
 <b>Bremsschlauch</b>							
1.4 i	55	02/01→09/05	→		2	24.5289-0277.3 331013	L= 277,5
1.4 iS (EP1)	66	02/01→09/05					
1.6 i	81	02/01→09/05					
<b>HONDA - CIVIC VII Stufenheck (ES, ET) 10/00→04/06</b>							
 <b>Bremssattel</b>							
1.3 IMA (ES9)	61	10/03→09/05	←	☐; 01/04→		24.3541-1733.7 220705	NIS Ø 54 - Halter
			←	☐; 01/04→		24.3541-1734.7 220706	NIS Ø 54 - Halter
1.4 (ES4)	66	12/00→09/05	←	☐; 02/01→		24.3541-1733.7 220705	NIS Ø 54 - Halter
			←	☐; 02/01→		24.3541-1734.7 220706	NIS Ø 54 - Halter
1.6	81	02/01→09/05	←	☐		24.3541-1733.7 220705	NIS Ø 54 - Halter
1.6	84	02/01→09/05	←	☐		24.3541-1734.7 220706	NIS Ø 54 - Halter
 <b>Bremsschlauch</b>							
1.4 (ES4)	66	12/00→09/05	→	02/01→	2	24.5289-0277.3 331013	L= 277,5
1.6	81	02/01→09/05	→		2	24.5289-0277.3 331013	L= 277,5
1.6	84	02/01→09/05	→		2	24.5289-0277.3 331013	L= 277,5
<b>HONDA - CIVIC VIII Hatchback (FN, FK) 09/05→</b>							
 <b>Bremsschlauch</b>							
1.4 (FK1, FN4)	73	10/08→	←	☐; → 12/12		24.5270-0515.3 331145	L= 515
1.6	84	09/05→					
1.4 (FK1)	61	09/05→	←	☐; 01/06→ 01/12		24.5268-0510.3 331143	L= 510
			←	☐; 01/06→ 01/12		24.5268-0511.3 331144	L= 510
			→	☐; 01/06→ 01/12		24.5270-0200.3 331247	L= 200 L2= 290
			→	☐; 01/06→ 01/12		24.5270-0201.3 331248	L= 200 L2= 230
1.8 (FN1, FK2)	103	09/05→	←	☐; 01/06→ 12/12		24.5268-0510.3 331143	L= 510
			←	☐; 01/06→ 12/12		24.5268-0511.3 331144	L= 510
			→	☐; 01/06→ 12/12		24.5270-0200.3 331247	L= 200 L2= 290
			→	☐; 01/06→ 12/12		24.5270-0201.3 331248	L= 200 L2= 230
2.2 CTDi (FK3)	103	09/05→	←	☐; 01/06→ 12/12		24.5268-0560.3 331345	L= 560
			←	☐; 01/06→ 12/12		24.5268-0561.3 331346	L= 560
			→	☐; 01/06→ 12/12		24.5270-0200.3 331247	L= 200 L2= 290
			→	☐; 01/06→ 12/12		24.5270-0201.3 331248	L= 200 L2= 230
Type R (FN2)	148	09/06→	←	☐; → 12/12		24.5268-0560.3 331345	L= 560
			←	☐; → 12/12		24.5268-0561.3 331346	L= 560
			→	☐; → 12/12		24.5270-0200.3 331247	L= 200 L2= 290
			→	☐; → 12/12		24.5270-0201.3 331248	L= 200 L2= 230
<b>HONDA - CIVIC VIII Stufenheck (FD, FA) 09/05→</b>							
 <b>Bremssattel</b>							
1.3	85	02/06→	←	☐; → 02/12		24.3541-1733.7 220705	NIS Ø 54 - Halter
1.3 Hybrid (FA3, FD3)	70	01/06→	←	☐; → 02/12		24.3541-1734.7 220706	NIS Ø 54 - Halter
 <b>Bremsschlauch</b>							
1.3	85	02/06→	→	→ 02/12	2	24.5289-0277.3 331013	L= 277,5
1.3 Hybrid (FA3, FD3)	70	01/06→					
1.3 Hybrid (FD3)	85	01/10→02/12	←	☐		24.5270-0515.3 331145	L= 515
1.8 (FD1)	103	09/05→02/12					
↓							
















	kW					! #		
<b>HONDA - CIVIC VIII Stufenheck (FD, FA) 09/05→</b>								
 <b>Bremsschlauch</b>								
1.6	84	09/05→	←	☐; → 12/12		24.5270-0515.3	331145	L= 515
1.6	92	09/05→						
1.7	85	09/05→						
1.8	97	01/06→						
1.8 EXS Flex	103	11/06→						
2.0	114	02/06→02/12	←	☐		24.5268-0560.3	331345	L= 560
2.0	148	01/07→	←	☐		24.5268-0561.3	331346	L= 560
			→	☐		24.5270-0200.3	331247	L= 200 L2= 290
			→	☐		24.5270-0201.3	331248	L= 200 L2= 230
<b>HONDA - CIVIC Coupe 09/05→12/11</b>								
 <b>Bremsschlauch</b>								
2.0	148	09/05→12/11	←	☐; 09/06→		24.5268-0560.3	331345	L= 560
			←	☐; 09/06→		24.5268-0561.3	331346	L= 560
			→	☐; 09/06→		24.5270-0200.3	331247	L= 200 L2= 290
			→	☐; 09/06→		24.5270-0201.3	331248	L= 200 L2= 230
<b>HONDA - CONCERTO (HW, MA) 08/89→10/96</b>								
 <b>Bremssattel</b>								
1.5 i 16V	66	08/89→03/95	←	☐; 01/90→ 01/95		24.3541-1813.5	240381	TRW Ø 54 - Halter
			←	☐; 01/90→ 01/95		24.3541-1814.5	240382	TRW Ø 54 - Halter
1.6 16V	78	08/89→03/95	←	☐; 01/90→ 01/95		24.3541-1813.5	240381	TRW Ø 54 - Halter
1.6 i 16V	82	08/89→03/95	←	☐; 01/90→ 01/95		24.3541-1814.5	240382	TRW Ø 54 - Halter
1.6 i 16V	90	08/89→03/95	←	☐; 01/90→ 01/95		24.3541-1814.5	240382	TRW Ø 54 - Halter
			→	☐; 01/90→ 01/95		24.3304-1701.5	240113	TRW Ø 30 - Halter
			→	☐; 01/90→ 01/95		24.3304-1702.5	240114	TRW Ø 30 - Halter
<b>Zubehörsatz, Bremssattel</b>								
1.6 16V	78	08/89→03/95	→	01/90→ 01/95		24.0101-3004.2	260042	TRW
1.6 i 16V	82	08/89→03/95						
1.6 i 16V	90	08/89→03/95						
<b>HONDA - CONCERTO Stufenheck (HWW) 08/89→05/95</b>								
 <b>Bremssattel</b>								
1.5 i 16V	66	08/89→05/95	←	☐; 01/90→ 01/95		24.3541-1813.5	240381	TRW Ø 54 - Halter
			←	☐; 01/90→ 01/95		24.3541-1814.5	240382	TRW Ø 54 - Halter
1.6 16V	78	08/89→03/95	←	☐; 01/90→ 01/95		24.3541-1813.5	240381	TRW Ø 54 - Halter
1.6 i 16V	82	08/89→03/95	←	☐; 01/90→ 01/95		24.3541-1814.5	240382	TRW Ø 54 - Halter
1.6 i 16V	90	08/89→03/95	←	☐; 01/90→ 01/95		24.3541-1814.5	240382	TRW Ø 54 - Halter
			→	☐; 01/90→ 01/95		24.3304-1701.5	240113	TRW Ø 30 - Halter
			→	☐; 01/90→ 01/95		24.3304-1702.5	240114	TRW Ø 30 - Halter
<b>Zubehörsatz, Bremssattel</b>								
1.6 16V	78	08/89→03/95	→	01/90→ 01/95		24.0101-3004.2	260042	TRW
1.6 i 16V	82	08/89→03/95						
1.6 i 16V	90	08/89→03/95						
<b>HONDA - CR-V I (RD) 10/95→02/02</b>								
 <b>Bremsschlauch</b>								
2.0 (RD1)	98	04/99→02/02	←	☐		24.5287-0441.3	331008	L= 441 + Halter
			←	☐		24.5287-0442.3	331009	L= 441 + Halter
2.0 16V 4WD (RD1, RD3)	94	10/95→12/01	←	☐; 01/97→ 04/99		24.5287-0441.3	331008	L= 441 + Halter
			←	☐; 01/97→ 04/99		24.5287-0442.3	331009	L= 441 + Halter
2.0 16V 4WD (RD1, RD3)	108	01/99→02/02	←	☐; 04/99→		24.5287-0441.3	331008	L= 441 + Halter
			←	☐; 04/99→		24.5287-0442.3	331009	L= 441 + Halter
<b>HONDA - CR-V II (RD_) 09/01→12/06</b>								
 <b>Bremssattel</b>								
2.0	112	03/02→09/06	→	☐		24.3381-1707.7	220831	TRW Ø 38 + Halter
			→	☐		24.3381-1708.7	220832	TRW Ø 38 + Halter
2.0 (RD4)	110	09/01→09/06	→	☐; 07/02→ 12/04		24.3381-1707.7	220831	TRW Ø 38 + Halter
			→	☐; 07/02→ 12/04		24.3381-1708.7	220832	TRW Ø 38 + Halter
↓								










	kw			 	! #		
<b>HONDA - CR-V II (RD_) 09/01→12/06</b>							
 <b>Bremssattel</b>							
2.4 Vtec 4WD (RD7)	118	09/01→09/06	➡	☐; 03/02→ 12/04		24.3381-1707.7 220831	TRW Ø 38 + Halter
			➡	☐; 03/02→ 12/04		24.3381-1708.7 220832	TRW Ø 38 + Halter
 <b>Bremsschlauch</b>							
2.0	112	03/02→09/06	←	☐		24.5270-0581.3 331000	L= 581
			←	☐		24.5270-0582.3 331001	L= 581
			➡		2	24.5270-0435.3 331134	L= 435
2.0 (RD4)	110	09/01→09/06	←	☐; 07/02→		24.5270-0581.3 331000	L= 581
			←	☐; 07/02→		24.5270-0582.3 331001	L= 581
			➡	07/02→ 12/04	2	24.5270-0435.3 331134	L= 435
			➡	01/05→	2	24.5270-0490.3 331079	L= 490
2.2 CTDi (RD9)	103	02/05→09/06	←	☐		24.5270-0581.3 331000	L= 581
			←	☐		24.5270-0582.3 331001	L= 581
			➡		2	24.5270-0490.3 331079	L= 490
2.4 Vtec 4WD (RD7)	118	09/01→09/06	←	☐; 03/02→		24.5270-0581.3 331000	L= 581
			←	☐; 03/02→		24.5270-0582.3 331001	L= 581
			➡	03/02→ 12/04	2	24.5270-0435.3 331134	L= 435
			➡	01/05→	2	24.5270-0450.3 331183	L= 450
<b>HONDA - CR-V III (RE_) 06/06→</b>							
 <b>Bremsschlauch</b>							
2.0 i	110	01/07→	←	☐; → 09/12		24.5270-0410.3 331181	L= 410
2.0 i 4WD (RE5)	110	01/07→	←	☐; → 09/12		24.5270-0411.3 331182	L= 410
2.0 i-VTEC	105	11/09→	←				
2.2 i-CTDi 4WD (RE6)	103	01/07→	➡	→ 09/12	2	24.5270-0450.3 331183	L= 450
2.2 i-DTEC 4WD (RE6)	110	01/07→					
2.4	125	04/07→					
2.4 i-Vtec 4WD	125	04/07→					
2.4 i-VTEC 4WD (RE7)	122	09/09→					
2.4	134	06/06→06/12	←	☐; 01/07→		24.5270-0410.3 331181	L= 410
			←	☐; 01/07→		24.5270-0411.3 331182	L= 410
			➡	01/07→	2	24.5270-0450.3 331183	L= 450
2.4 4WD (RE4)	124	09/06→	←	☐; 09/07→ 09/12		24.5270-0410.3 331181	L= 410
			←	☐; 09/07→ 09/12		24.5270-0411.3 331182	L= 410
			➡	09/07→ 09/12	2	24.5270-0450.3 331183	L= 450
2.4 i-VTEC	118	10/06→	←	☐; 01/07→ 09/12		24.5270-0410.3 331181	L= 410
2.4 i-VTEC 4WD (RE4)	118	10/06→	←	☐; 01/07→ 09/12		24.5270-0411.3 331182	L= 410
			➡	01/07→ 09/12	2	24.5270-0450.3 331183	L= 450
<b>HONDA - CRX III (EH, EG) 03/92→12/98</b>							
 <b>Bremssattel</b>							
1.6 ESi (EH6)	92	03/92→12/98	←	☐		24.3541-1805.5 240323	Ø 54 - Halter
			←	☐		24.3541-1806.5 240324	Ø 54 - Halter
			➡	☐; + ABS		24.3304-1711.5 240395	Ø 30 - Halter
			➡	☐; + ABS		24.3304-1712.5 240396	Ø 30 - Halter
1.6 i VTI (EG2)	118	03/92→12/98	←	☐		24.3541-1805.5 240323	Ø 54 - Halter
			←	☐		24.3541-1806.5 240324	Ø 54 - Halter
			➡	☐		24.3304-1711.5 240395	Ø 30 - Halter
			➡	☐		24.3304-1712.5 240396	Ø 30 - Halter
<b>HONDA - INSIGHT (ZE_) 04/09→</b>							
 <b>Bremsschlauch</b>							
1.3 Hybrid (ZE2)	65	04/09→	←	☐; → 09/13		24.5175-0527.3 331390	L= 535
1.3 Hybrid (ZE2)	73	04/09→	←	☐; → 09/13		24.5175-0528.3 331391	L= 535































	kW			 	! #		
<b>HONDA - JAZZ II (GD_, GE3, GE2) 06/01→12/08</b>							
 <b>Bremssattel</b>							
1.2 i-DSI (GD5, GE2) 1.3 (GD1)	57 61	03/02→07/08 03/02→07/08	←	☐; 01/04→	24.3511-1717.7	220887	Ø 51 - Halter
			←	☐; 01/04→	24.3511-1718.7	220888	Ø 51 - Halter
			←	☐; → 12/03	24.3511-1719.7	220937	TRW Ø 51 - Halter
			←	☐; → 12/03	24.3511-1720.7	220938	TRW Ø 51 - Halter
			→	☐; 01/04→; + ABS	24.3304-1713.7	220885	Ø 30 - Halter
			→	☐; 01/04→; + ABS	24.3304-1714.7	220886	Ø 30 - Halter
1.3 iDSi	63	03/02→09/07	←	☐; 10/05→	24.3511-1717.7	220887	Ø 51 - Halter
			←	☐; 10/05→	24.3511-1718.7	220888	Ø 51 - Halter
			→	☐; 10/05→	24.3304-1713.7	220885	Ø 30 - Halter
			→	☐; 10/05→	24.3304-1714.7	220886	Ø 30 - Halter
1.4	59	12/06→10/08	←	☐	24.3511-1717.7	220887	Ø 51 - Halter
			←	☐	24.3511-1718.7	220888	Ø 51 - Halter
			→	☐; + ABS	24.3304-1713.7	220885	Ø 30 - Halter
			→	☐; + ABS	24.3304-1714.7	220886	Ø 30 - Halter
1.5 1.5 FF	81 79	04/02→07/08 03/02→09/07	←	☐; 09/05→	24.3511-1717.7	220887	Ø 51 - Halter
			←	☐; 09/05→	24.3511-1718.7	220888	Ø 51 - Halter
			→	☐; 09/05→	24.3304-1713.7	220885	Ø 30 - Halter
			→	☐; 09/05→	24.3304-1714.7	220886	Ø 30 - Halter
1.7	92	10/03→09/07	←	☐; 01/04→	24.3511-1717.7	220887	Ø 51 - Halter
			←	☐; 01/04→	24.3511-1718.7	220888	Ø 51 - Halter
			→	☐; 01/04→	24.3304-1713.7	220885	Ø 30 - Halter
			→	☐; 01/04→	24.3304-1714.7	220886	Ø 30 - Halter
 <b>Bremsschlauch</b>							
1.2 i-DSI (GD5, GE2) 1.3 (GD1) 1.4	57 61 59	03/02→07/08 03/02→07/08 12/06→10/08	←	☐	24.5268-0495.3	330933	L= 495
			←	☐	24.5268-0496.3	330934	L= 495
			→	☐	24.5297-0272.3	331036	L= 272,5
			→	☐	24.5297-0332.3	331037	L= 332,5
1.3 iDSi	63	03/02→09/07	←	☐; 10/05→	24.5268-0495.3	330933	L= 495
			←	☐; 10/05→	24.5268-0496.3	330934	L= 495
			→	☐; 10/05→	24.5297-0272.3	331036	L= 272,5
			→	☐; 10/05→	24.5297-0332.3	331037	L= 332,5
1.5 1.5 FF	81 79	04/02→07/08 03/02→09/07	←	☐; 09/05→	24.5268-0495.3	330933	L= 495
			←	☐; 09/05→	24.5268-0496.3	330934	L= 495
			→	☐; 09/05→	24.5297-0272.3	331036	L= 272,5
			→	☐; 09/05→	24.5297-0332.3	331037	L= 332,5
1.7	92	10/03→09/07	←	☐; 01/04→	24.5268-0495.3	330933	L= 495
			←	☐; 01/04→	24.5268-0496.3	330934	L= 495
			→	☐; 01/04→	24.5297-0272.3	331036	L= 272,5
			→	☐; 01/04→	24.5297-0332.3	331037	L= 332,5
<b>HONDA - JAZZ III (GE_, GG_, GP_) 10/07→</b>							
 <b>Bremssattel</b>							
1.2 1.5 Flexfuel 1.5 i-VTEC 1.5 i-VTEC	66 88 87 88	07/08→ 07/08→ 09/08→ 07/08→	←	☐; → 12/08	24.3511-1717.7	220887	Ø 51 - Halter
			←	☐; → 12/08	24.3511-1718.7	220888	Ø 51 - Halter
			→	☐; → 12/08	24.3304-1713.7	220885	Ø 30 - Halter
			→	☐; → 12/08	24.3304-1714.7	220886	Ø 30 - Halter
1.3 i	73	07/08→	←	☐; → 12/08	24.3511-1717.7	220887	Ø 51 - Halter
			←	☐; → 12/08	24.3511-1718.7	220888	Ø 51 - Halter
1.5 Flex	85	10/07→	←	☐; 07/08→ 12/08	24.3511-1717.7	220887	Ø 51 - Halter
			←	☐; 07/08→ 12/08	24.3511-1718.7	220888	Ø 51 - Halter
			→	☐; 07/08→ 12/08	24.3304-1713.7	220885	Ø 30 - Halter
			→	☐; 07/08→ 12/08	24.3304-1714.7	220886	Ø 30 - Halter
↓							














	kw			 	! #		
<b>HONDA - JAZZ III (GE_, GG_, GP_) 10/07→</b>							
 <b>Bremsschlauch</b>							
1.2	66	07/08→	←	☐; 01/09→ 12/15		24.5175-0527.3 331390	L= 535
			←	☐; 01/09→ 12/15		24.5175-0528.3 331391	L= 535
			←	☐; → 12/08		24.5268-0495.3 330933	L= 495
			←	☐; → 12/08		24.5268-0496.3 330934	L= 495
			→	01/09→ 12/15	2	24.5270-0236.3 331466	L= 436 + Zub
			→	☐ / innen; 01/09→ 12/15		24.5278-0254.3 331471	L= 254 + Zub
			→	☐; → 12/08		24.5297-0272.3 331036	L= 272,5
			→	☐; → 12/08		24.5297-0332.3 331037	L= 332,5
1.3 HYBRID (GP1)	65	04/11→	←	☐; → 12/15		24.5175-0527.3 331390	L= 535
1.4	74	11/08→	←	☐; → 12/15		24.5175-0528.3 331391	L= 535
1.4 LX Flex	74	11/08→	→	☐ / innen; → 12/15		24.5278-0254.3 331471	L= 254 + Zub
1.3 i	73	07/08→	←	☐; → 12/15		24.5175-0527.3 331390	L= 535
			←	☐; → 12/15		24.5175-0528.3 331391	L= 535
			→	☐ / innen; 01/09→ 12/15		24.5278-0254.3 331471	L= 254 + Zub
			→	☐; → 12/08		24.5297-0272.3 331036	L= 272,5
			→	☐; → 12/08		24.5297-0332.3 331037	L= 332,5
1.5 Flex	85	10/07→	←	☐; 01/09→		24.5175-0527.3 331390	L= 535
			←	☐; 01/09→		24.5175-0528.3 331391	L= 535
			←	☐; 07/08→ 12/08		24.5268-0495.3 330933	L= 495
			←	☐; 07/08→ 12/08		24.5268-0496.3 330934	L= 495
			→	☐ / innen; 01/09→		24.5278-0254.3 331471	L= 254 + Zub
			→	☐; 07/08→ 12/08		24.5297-0272.3 331036	L= 272,5
			→	☐; 07/08→ 12/08		24.5297-0332.3 331037	L= 332,5
1.5 Flexfuel	88	07/08→	←	☐; 01/09→		24.5175-0527.3 331390	L= 535
			←	☐; 01/09→		24.5175-0528.3 331391	L= 535
			←	☐; → 12/08		24.5268-0495.3 330933	L= 495
			←	☐; → 12/08		24.5268-0496.3 330934	L= 495
			→	☐ / innen; 01/09→		24.5278-0254.3 331471	L= 254 + Zub
			→	☐; → 12/08		24.5297-0272.3 331036	L= 272,5
			→	☐; → 12/08		24.5297-0332.3 331037	L= 332,5
1.5 i-VTEC	87	09/08→	←	☐; 01/09→ 12/15		24.5175-0527.3 331390	L= 535
1.5 i-VTEC	88	07/08→	←	☐; 01/09→ 12/15		24.5175-0528.3 331391	L= 535
			←	☐; → 12/08		24.5268-0495.3 330933	L= 495
			←	☐; → 12/08		24.5268-0496.3 330934	L= 495
			→	☐ / innen; 01/09→ 12/15		24.5278-0254.3 331471	L= 254 + Zub
			→	☐; → 12/08		24.5297-0272.3 331036	L= 272,5
			→	☐; → 12/08		24.5297-0332.3 331037	L= 332,5
<b>HONDA - LOGO (GA) 03/99→03/02</b>							
 <b>Bremssattel</b>							
1.3 (GA3)	48	03/99→03/02	←	☐		24.3511-1709.5 240333	Ø 51 - Halter
			←	☐		24.3511-1710.5 240334	Ø 51 - Halter
<b>HYUNDAI - ACCENT II (LC) 09/99→11/05</b>							
 <b>Bremssattel</b>							
1.3	55	01/00→11/05	←	☐; → 09/05		24.3541-1807.5 240335	AKE Ø 54 - Halter
1.3	61	01/00→11/05	←	☐; → 09/05		24.3541-1808.5 240336	AKE Ø 54 - Halter
1.3	62	08/02→11/05	←	☐; → 09/05			
1.3	63	01/00→11/05	←	☐; → 09/05			
1.5	66	01/00→11/05	←	☐; → 09/05			
1.5	75	09/00→11/05	←	☐; → 09/05			
1.5 CRDi	60	04/02→11/05	←	☐; → 09/05			
1.6	77	12/02→11/05	←	☐; → 09/05			
1.5	65	09/99→10/02	←	☐; 01/00→		24.3541-1807.5 240335	AKE Ø 54 - Halter
			←	☐; 01/00→		24.3541-1808.5 240336	AKE Ø 54 - Halter
1.5	68	01/00→10/02	←	☐		24.3541-1807.5 240335	AKE Ø 54 - Halter
↓							










	kW					! #			
<b>HYUNDAI - ACCENT II (LC) 09/99→11/05</b>									
 <b>Bremssattel</b>									
1.5	68	01/00→10/02	←	☐			24.3541-1808.5	240336	AKE Ø 54 - Halter
1.5	77	09/99→10/02	←	☐; 01/00→08/02			24.3541-1807.5	240335	AKE Ø 54 - Halter
			←	☐; 01/00→08/02			24.3541-1808.5	240336	AKE Ø 54 - Halter
 <b>Bremsschlauch</b>									
1.3	55	01/00→11/05	→	→ 09/05		2	24.5261-0256.3	331246	L= 255
1.3	61	01/00→11/05							
1.3	62	08/02→11/05							
1.3	63	01/00→11/05							
1.5	66	01/00→11/05							
1.5	75	09/00→11/05							
1.5 CRDi	60	04/02→11/05							
1.6	77	12/02→11/05							
1.5	65	09/99→10/02	→	01/00→		2	24.5261-0256.3	331246	L= 255
1.5	68	01/00→10/02	→			2	24.5261-0256.3	331246	L= 255
1.5	77	09/99→10/02	→	01/00→08/02		2	24.5261-0256.3	331246	L= 255
<b>HYUNDAI - ACCENT II Stufenheck (LC) 09/99→12/06</b>									
 <b>Bremssattel</b>									
1.3	55	01/00→11/05	←	☐; → 09/05			24.3541-1807.5	240335	AKE Ø 54 - Halter
1.3	63	01/00→11/05							
1.5	66	01/00→11/05	←	☐; → 09/05			24.3541-1808.5	240336	AKE Ø 54 - Halter
1.5	69	01/00→12/06							
1.5 LPG	69	01/00→							
1.6	77	12/02→11/05							
1.5	73	09/99→10/02	←	☐; 09/00→			24.3541-1807.5	240335	AKE Ø 54 - Halter
1.5	75	09/99→10/02	←	☐; 09/00→			24.3541-1808.5	240336	AKE Ø 54 - Halter
1.5 CRDi	60	01/02→11/05	←	☐; 04/02→09/05			24.3541-1807.5	240335	AKE Ø 54 - Halter
			←	☐; 04/02→09/05			24.3541-1808.5	240336	AKE Ø 54 - Halter
 <b>Bremsschlauch</b>									
1.3	55	01/00→11/05	→	→ 09/05		2	24.5261-0256.3	331246	L= 255
1.3	63	01/00→11/05							
1.5	66	01/00→11/05							
1.5	69	01/00→12/06							
1.5 LPG	69	01/00→							
1.6	77	12/02→11/05							
1.5	73	09/99→10/02	→	09/00→		2	24.5261-0256.3	331246	L= 255
1.5	75	09/99→10/02							
1.5 CRDi	60	01/02→11/05	→	04/02→09/05		2	24.5261-0256.3	331246	L= 255
<b>HYUNDAI - ATOS (MX) 01/97→</b>									
 <b>Bremsschlauch</b>									
0.8	38	04/99→07/03	←	☐			24.5286-0340.3	330977	L= 340
1.0 i	40	02/98→12/00							
1.0 i	41	02/98→03/02	←	☐			24.5286-0341.3	330989	L= 340
1.0 i	43	03/01→07/03							
<b>HYUNDAI - ATOS PRIME (MX) 08/99→</b>									
 <b>Bremsschlauch</b>									
1.0 i	40	08/99→	←	☐; → 02/01			24.5286-0340.3	330977	L= 340
			←	☐; → 02/01			24.5286-0341.3	330989	L= 340
<b>HYUNDAI - GALLOPER II (JK-01) 02/97→12/03</b>									
 <b>Bremssattel</b>									
2.5 TCi D	77	08/98→12/03	←	☐			24.3431-1705.5	240365	Ø 43 - Halter
2.5 TD	65	08/98→12/03							
2.5 TD intercooler	73	08/98→12/03	←	☐			24.3431-1706.5	240366	Ø 43 - Halter
3.0 V6	104	08/98→12/03							
 <b>Bremsschlauch</b>									
2.5 TCi D	77	08/98→12/03	←	☐			24.5290-0439.3	331176	L= 439
2.5 TD	65	08/98→12/03							
2.5 TD intercooler	73	08/98→12/03	←	☐			24.5290-0440.3	331177	L= 439
3.0 V6	104	08/98→12/03							
2.6 TD Allrad	63	08/98→06/03	←	am Bremssattel / außen		2	24.5260-0155.3	331156	L= 155

	kw			 	! #		
<b>HYUNDAI - GETZ (TB) 08/02→12/10</b>							
<b> Bremssattel</b>							
1.1 1.5 CRDi GLS	46 75	09/02→09/05 07/04→08/05	←	☐; → 07/05		24.3541-1807.5 240335	AKE Ø 54 - Halter
1.5 i 1.6	73 77	03/03→09/05 09/02→09/05	←	☐; → 07/05		24.3541-1808.5 240336	AKE Ø 54 - Halter
1.1 1.4 i	49 71	09/05→06/09 08/05→12/10	←	☐; → 02/09		24.3541-1807.5 240335	AKE Ø 54 - Halter
1.5 CRDi 1.5 CRDi GLS	65 81	08/05→06/09 08/05→06/09	←	☐; → 02/09		24.3541-1808.5 240336	AKE Ø 54 - Halter
1.3 1.3	61 63	09/04→06/09 09/03→09/05	←	☐; → 04/05		24.3541-1807.5 240335	AKE Ø 54 - Halter
1.5 CRDi	60	03/03→09/05	←	☐; → 04/05		24.3541-1808.5 240336	AKE Ø 54 - Halter
1.3 i	60	09/02→03/04	←	☐		24.3541-1807.5 240335	AKE Ø 54 - Halter
			←	☐		24.3541-1808.5 240336	AKE Ø 54 - Halter
1.6	78	06/05→12/06	←	☐; 08/05→		24.3541-1807.5 240335	AKE Ø 54 - Halter
			←	☐; 08/05→		24.3541-1808.5 240336	AKE Ø 54 - Halter
<b> Bremsschlauch</b>							
1.1	46	09/02→09/05	←	☐; → 07/05		24.5248-0466.3 330920	L= 466
			←	☐; → 07/05		24.5248-0467.3 330921	L= 466
			→	☐; → 07/05		24.5272-0205.3 330975	L= 205
			→	☐; → 07/05		24.5272-0258.3 330939	L= 258
1.1	49	09/05→06/09	←	☐; → 02/09		24.5248-0466.3 330920	L= 466
			←	☐; → 02/09		24.5248-0467.3 330921	L= 466
			→	☐; → 02/09		24.5272-0205.3 330975	L= 205
			→	☐; → 02/09		24.5272-0258.3 330939	L= 258
1.3 1.3	61 63	09/04→06/09 09/03→09/05	←	☐; → 04/05		24.5248-0466.3 330920	L= 466
1.5 CRDi	60	03/03→09/05	←	☐; → 04/05		24.5248-0467.3 330921	L= 466
			→	☐; → 04/05		24.5298-0469.3 331191	L= 469
			→	☐; → 04/05		24.5298-0470.3 331192	L= 469
1.3 i	60	09/02→03/04	←	☐		24.5248-0466.3 330920	L= 466
			←	☐		24.5248-0467.3 330921	L= 466
			→	☐		24.5298-0469.3 331191	L= 469
			→	☐		24.5298-0470.3 331192	L= 469
1.4 i 1.5 CRDi	71 65	08/05→12/10 08/05→06/09	←	☐; → 02/09		24.5248-0466.3 330920	L= 466
			←	☐; → 02/09		24.5248-0467.3 330921	L= 466
			→	☐; → 02/09; - ABS		24.5272-0205.3 330975	L= 205
			→	☐; → 02/09; - ABS		24.5272-0258.3 330939	L= 258
			→	☐; → 02/09; + ABS		24.5298-0469.3 331191	L= 469
			→	☐; → 02/09; + ABS		24.5298-0470.3 331192	L= 469
1.5 CRDi GLS 1.5 i	75 73	07/04→08/05 03/03→09/05	←	☐; → 07/05		24.5248-0466.3 330920	L= 466
			←	☐; → 07/05		24.5248-0467.3 330921	L= 466
			→	☐; → 07/05		24.5298-0469.3 331191	L= 469
			→	☐; → 07/05		24.5298-0470.3 331192	L= 469
1.5 CRDi GLS	81	08/05→06/09	←	☐; → 02/09		24.5248-0466.3 330920	L= 466
			←	☐; → 02/09		24.5248-0467.3 330921	L= 466
			→	☐; → 02/09		24.5298-0469.3 331191	L= 469
			→	☐; → 02/09		24.5298-0470.3 331192	L= 469
1.6	77	09/02→09/05	←	☐; → 07/05		24.5248-0466.3 330920	L= 466
			←	☐; → 07/05		24.5248-0467.3 330921	L= 466
			→	☐; → 07/05; - ABS		24.5272-0205.3 330975	L= 205
			→	☐; → 07/05; - ABS		24.5272-0258.3 330939	L= 258
			→	☐; → 07/05; + ABS		24.5298-0469.3 331191	L= 469
			→	☐; → 07/05; + ABS		24.5298-0470.3 331192	L= 469
1.6	78	06/05→12/06	←	☐; 08/05→		24.5248-0466.3 330920	L= 466
			←	☐; 08/05→		24.5248-0467.3 330921	L= 466
			→	☐; 08/05→; - ABS		24.5272-0205.3 330975	L= 205
			→	☐; 08/05→; - ABS		24.5272-0258.3 330939	L= 258
↓							













	kw			 	! #		
<b>HYUNDAI - GETZ (TB) 08/02→12/10</b>							
 <b>Bremsschlauch</b>							
1.6	78	06/05→12/06	➡	☐; 08/05→; + ABS		24.5298-0469.3 331191	L= 469
			➡	☐; 08/05→; + ABS		24.5298-0470.3 331192	L= 469
<b>HYUNDAI - HIGHWAY VAN 03/00→03/04</b>							
 <b>Bremsattel</b>							
2.0 16V	100	03/00→03/04	⬅	☐		24.3431-1709.5 240729	Ø 43 - Halter
2.0 CRDi	83	03/01→03/04	⬅	☐		24.3431-1710.5 240730	Ø 43 - Halter
2.0 CVVT	104	11/03→03/04	⬅	☐			
2.7 V6 24V	125	03/00→03/04	⬅	☐			
<b>HYUNDAI - i10 (BA, IA) 08/13→</b>							
 <b>Bremsschlauch</b>							
1.0	49	08/13→	⬅	→ 11/13	2	24.5286-0265.3 331046	L= 265
<b>HYUNDAI - i10 (PA) 10/07→12/13</b>							
 <b>Bremsschlauch</b>							
1.0	51	01/11→12/13	⬅	→ 11/13	2	24.5286-0265.3 331046	L= 265
1.1	48	12/07→12/13	⬅	01/08→ 11/13	2	24.5286-0265.3 331046	L= 265
1.2	59	10/07→	➡	☐; 01/08→ 11/13; Scheibenbremse		24.5286-0400.3 331375	L= 410
			➡	☐; 01/08→ 11/13; Scheibenbremse		24.5286-0401.3 331376	L= 410
1.1	49	01/08→12/13	⬅	→ 11/13	2	24.5286-0265.3 331046	L= 265
1.1	50	11/08→12/13	➡	☐; → 11/13; Scheibenbremse		24.5286-0400.3 331375	L= 410
1.1	51	04/11→12/13	➡	☐; → 11/13; Scheibenbremse		24.5286-0401.3 331376	L= 410
1.1 LPG	51	04/11→12/13	➡	☐; → 11/13; Scheibenbremse		24.5286-0401.3 331376	L= 410
1.2	63	04/11→12/13	➡	☐; → 11/13; Scheibenbremse		24.5286-0401.3 331376	L= 410
1.1 CRDi	55	01/08→12/11	⬅		2	24.5286-0265.3 331046	L= 265
1.2	57	11/08→12/11	➡	☐; Scheibenbremse		24.5286-0400.3 331375	L= 410
			➡	☐; Scheibenbremse		24.5286-0401.3 331376	L= 410
<b>HYUNDAI - i30 (FD) 10/07→11/11</b>							
 <b>Bremsschlauch</b>							
1.4	77	10/07→11/11	⬅	☐; → 10/11		24.5286-0524.3 331223	L= 535
1.4	80	10/07→11/11	⬅	☐; → 10/11		24.5286-0525.3 331224	L= 535
1.6	85	10/07→11/11	⬅	☐; → 10/11		24.5286-0525.3 331224	L= 535
1.6	90	10/07→11/11	➡	☐; → 10/11		24.5294-0293.3 331515	L= 294
1.6	93	02/08→11/11	➡	☐; → 10/11		24.5294-0294.3 331516	L= 294
1.6 CRDi	66	10/07→11/11	➡	☐; → 10/11		24.5294-0294.3 331516	L= 294
1.6 CRDi	85	10/07→11/11	➡	☐; → 10/11		24.5294-0294.3 331516	L= 294
1.6 CRDi	94	01/10→11/11	➡				
2.0	105	10/07→11/11	➡				
2.0 CRDi	103	10/07→11/11	➡				
2.0 CRDi	100	10/07→11/11	⬅	☐; 02/08→ 10/11		24.5286-0524.3 331223	L= 535
			⬅	☐; 02/08→ 10/11		24.5286-0525.3 331224	L= 535
			➡	☐; 02/08→ 10/11		24.5294-0293.3 331515	L= 294
			➡	☐; 02/08→ 10/11		24.5294-0294.3 331516	L= 294
<b>HYUNDAI - i30 CW (FD) 10/07→06/12</b>							
 <b>Bremsschlauch</b>							
1.4	77	10/07→06/12	⬅	☐; 02/08→		24.5286-0524.3 331223	L= 535
			⬅	☐; 02/08→		24.5286-0525.3 331224	L= 535
			➡	☐; 02/08→		24.5294-0293.3 331515	L= 294
			➡	☐; 02/08→		24.5294-0294.3 331516	L= 294
1.4	80	11/09→06/12	⬅	☐		24.5286-0524.3 331223	L= 535
1.6	85	02/08→06/12	⬅	☐		24.5286-0525.3 331224	L= 535
1.6	90	02/08→06/12	⬅	☐		24.5286-0525.3 331224	L= 535
1.6	93	02/08→06/12	➡	☐		24.5294-0293.3 331515	L= 294
1.6 CRDi	66	02/08→06/12	➡	☐		24.5294-0294.3 331516	L= 294
1.6 CRDi	85	02/08→06/12	➡	☐		24.5294-0294.3 331516	L= 294
1.6 CRDi	94	01/10→06/12	➡				
2.0	105	02/08→06/12	➡				
2.0 CRDi	103	02/08→06/12	➡				
2.0 CRDi	100	10/08→06/12	⬅	☐; 01/10→		24.5286-0524.3 331223	L= 535
			⬅	☐; 01/10→		24.5286-0525.3 331224	L= 535
			➡	☐; 01/10→		24.5294-0293.3 331515	L= 294
			➡	☐; 01/10→		24.5294-0294.3 331516	L= 294














	kw			 	! #		
<b>HYUNDAI - i30 CW (GD) 06/12→</b>							
 <b>Bremsschlauch</b>							
1.6	88	06/12→	←	☐; → 06/12	24.5286-0524.3	331223	L= 535
			←	☐; → 06/12	24.5286-0525.3	331224	L= 535
			→	☐; → 06/12	24.5294-0293.3	331515	L= 294
			→	☐; → 06/12	24.5294-0294.3	331516	L= 294
<b>HYUNDAI - LANTRA I (J-1) 10/90→11/95</b>							
 <b>Bremssattel</b>							
1.5 i.e.	63	10/90→11/95	←	☐; 12/90→ 04/95	24.3541-1807.5	240335	AKE Ø 54 - Halter
			←	☐; 12/90→ 04/95	24.3541-1808.5	240336	AKE Ø 54 - Halter
<b>HYUNDAI - MATRIX (FC) 06/01→08/10</b>							
 <b>Bremssattel</b>							
1.5	75	06/01→08/10	→	☐; + ABS	24.3341-1701.5	240435	Ø 34 - Halter
1.5 CRDi	60	10/01→08/10					
1.5 CRDi	75	12/04→08/10	→	☐; + ABS	24.3341-1702.5	240436	Ø 34 - Halter
1.5 CRDi VGT	81	08/05→08/10					
1.6	66	01/02→12/05					
1.6	76	06/01→08/10					
1.8	90	06/01→08/10	→	☐	24.3341-1701.5	240435	Ø 34 - Halter
			→	☐	24.3341-1702.5	240436	Ø 34 - Halter
 <b>Bremsschlauch</b>							
1.5	75	06/01→08/10	←	☐	24.5298-0514.3	331088	L= 514
1.5 CRDi	60	10/01→08/10					
1.5 CRDi	75	12/04→08/10	←	☐	24.5298-0515.3	331166	L= 514
1.5 CRDi VGT	81	08/05→08/10					
1.6	66	01/02→12/05					
1.6	76	06/01→08/10					
1.8	90	06/01→08/10					
<b>HYUNDAI - PONY (X-2) 10/89→01/95</b>							
 <b>Bremssattel</b>							
1.3	43	10/89→01/95	←	☐; → 06/94	24.3541-1807.5	240335	AKE Ø 54 - Halter
1.3	49	10/89→01/95					
1.5	53	10/89→01/95	←	☐; → 06/94	24.3541-1808.5	240336	AKE Ø 54 - Halter
1.5 i	61	10/89→01/95					
1.5 i	62	10/89→01/95					
<b>HYUNDAI - S COUPE (SLC) 02/90→05/96</b>							
 <b>Bremssattel</b>							
1.5 i	62	02/90→05/96	←	☐; 03/90→ 05/92	24.3541-1807.5	240335	AKE Ø 54 - Halter
			←	☐; 03/90→ 05/92	24.3541-1808.5	240336	AKE Ø 54 - Halter
1.5 i	65	04/92→05/96	←	☐; 06/92→ 04/96	24.3541-1807.5	240335	AKE Ø 54 - Halter
			←	☐; 06/92→ 04/96	24.3541-1808.5	240336	AKE Ø 54 - Halter
1.5 i Turbo	85	04/91→05/96	←	☐	24.3541-1807.5	240335	AKE Ø 54 - Halter
			←	☐	24.3541-1808.5	240336	AKE Ø 54 - Halter
<b>HYUNDAI - TRAJET (FO) 03/00→07/08</b>							
 <b>Bremssattel</b>							
2.0	100	03/00→07/08	←	☐; → 10/03	24.3431-1709.5	240729	Ø 43 - Halter
			←	☐; → 10/03	24.3431-1710.5	240730	Ø 43 - Halter
2.0	103	03/01→10/03					
2.0	103	01/04→07/08	←	☐	24.3431-1709.5	240729	Ø 43 - Halter
2.0	104	11/03→07/08	←	☐	24.3431-1710.5	240730	Ø 43 - Halter
2.0 CRDi	83	04/01→07/08					
2.0 CRDi	92	08/05→07/08					
2.7 V6	127	09/00→07/08					
<b>HYUNDAI - TUCSON (JM) 08/04→11/10</b>							
 <b>Bremsschlauch</b>							
2.0	104	08/04→03/10	←	☐	24.5286-0405.3	331061	L= 405
2.0	105	01/10→03/10					
2.0 Allrad	104	08/04→03/10					
2.0 CRDi	83	08/04→03/10					
2.0 CRDi	88	01/07→03/10					
2.0 CRDi	100	01/06→03/10					
2.0 CRDi	103	01/06→03/10					















	kw					! #			
<b>HYUNDAI - TUCSON (JM) 08/04→11/10</b>									
 <b>Bremsschlauch</b>									
2.0 CRDi	110	01/09→03/10	←	☐			24.5286-0405.3	331061	L= 405
2.0 CRDi Allrad	83	08/04→03/10							
2.0 CRDi Allrad	88	01/07→03/10							
2.0 CRDi Allrad	100	01/06→03/10							
2.0 CRDi Allrad	103	01/06→03/10							
2.0 CRDi Allrad	110	01/09→03/10							
2.7 Allrad	129	08/04→03/10							
2.0 Allrad	105	07/05→11/10	←	☐; → 03/10			24.5286-0405.3	331061	L= 405
<b>ISUZU - D-MAX I (TFR, TFS) 05/02→06/12</b>									
 <b>Bremssattel</b>									
2.5 DiTD (TFR86_)	74	10/02→06/12	←	☐; → 05/03			24.3601-1715.5	240389	AKE Ø 60 - Halter
2.5 DiTD 4x4 (TFS86_)	74	05/02→06/12							
3.0 DiTD (TFR85_)	96	10/02→06/12	←	☐; → 05/03			24.3601-1716.5	240390	AKE Ø 60 - Halter
3.0 DiTD 4x4 (TFS85_)	96	05/02→06/12							
<b>JAGUAR - F-TYPE Cabriolet (QQ6_) 10/12→</b>									
 <b>Bremssattel</b>									
2.0 i4	221	07/17→	←	☐; passend für Felgenreöße [Zoll]: 18; Bremssattelfarbe: rot			11.9606-9001.2	220961	ATE Ø 60 - Halter
3.0	250	10/12→							
3.0 S	280	10/12→							
3.0 S AWD	280	12/14→	←	☐; passend für Felgenreöße [Zoll]: 18; Bremssattelfarbe: silber			11.9606-9001.2	220961	ATE Ø 60 - Halter
400	294	11/16→							
400 AWD	294	11/16→	←	☐; passend für Felgenreöße [Zoll]: 18; Bremssattelfarbe: rot			11.9606-9002.2	220962	ATE Ø 60 - Halter
5.0 R	405	10/13→							
5.0 R AWD	405	12/14→	←	☐; passend für Felgenreöße [Zoll]: 18; Bremssattelfarbe: silber			11.9606-9002.2	220962	ATE Ø 60 - Halter
5.0 S	364	10/12→							
5.0 SVR	423	12/15→							
<b>JAGUAR - F-TYPE Coupe (QQ6_) 10/13→</b>									
 <b>Bremssattel</b>									
2.0 i4	221	07/17→	←	☐; passend für Felgenreöße [Zoll]: 18; Bremssattelfarbe: rot			11.9606-9001.2	220961	ATE Ø 60 - Halter
3.0	250	10/13→							
3.0 S	280	10/13→							
3.0 S AWD	280	12/14→	←	☐; passend für Felgenreöße [Zoll]: 18; Bremssattelfarbe: silber			11.9606-9001.2	220961	ATE Ø 60 - Halter
400	294	11/16→							
400 AWD	294	11/16→	←	☐; passend für Felgenreöße [Zoll]: 18; Bremssattelfarbe: rot			11.9606-9002.2	220962	ATE Ø 60 - Halter
5.0 R	405	10/13→							
5.0 R AWD	405	12/14→	←	☐; passend für Felgenreöße [Zoll]: 18; Bremssattelfarbe: silber			11.9606-9002.2	220962	ATE Ø 60 - Halter
5.0 SVR	423	12/15→							
<b>JAGUAR - S-TYPE (CCX_) 01/99→12/08</b>									
 <b>Bremssattel</b>									
2.7 D	152	06/04→10/07	→	☐; N52048→			11.9457-7021.2	221051	ATE Ø 45 - Halter
			→	☐; N52048→			11.9457-7022.2	221052	ATE Ø 45 - Halter
<b>JAGUAR - XE (JA_) 03/15→</b>									
<b>Führungsbolzen, Bremssattel</b>									
2.0	147	03/15→	←	passend für Felgenreöße [Zoll]: 17 / 18			11.8171-0096.1	250155	ATE
2.0	177	03/15→							
2.0 D	120	03/15→							
2.0 D	132	03/15→							
2.0 D AWD	132	10/15→	←	passend für Felgenreöße [Zoll]: 17 / 18			11.8171-0096.1	250155	ATE
			←	für Fahrzeuge mit Sportpaket; passend für Felgenreöße [Zoll]: 18			11.8171-0096.1	250155	ATE
3.0 S	250	03/15→	←	passend für Felgenreöße [Zoll]: 18			11.8171-0096.1	250155	ATE
3.0 S	280	02/17→							
<b>JAGUAR - XF (CC9_) 03/08→04/15</b>									
 <b>Bremssattel</b>									
2.0	177	06/12→04/15	←	☐			11.9601-9747.2	220965	ATE Ø 60 - Halter
2.2 D	120	04/11→04/15	←	☐			11.9601-9748.2	220966	ATE Ø 60 - Halter
2.2 D	140	05/11→04/15							
2.2 D	147	03/12→04/15	→	☐; Bremssattelfarbe: silber			11.9457-7021.2	221051	ATE Ø 45 - Halter
2.7 D	152	03/08→04/15	→	☐; Bremssattelfarbe: silber			11.9457-7022.2	221052	ATE Ø 45 - Halter
3.0	175	03/08→04/15							
3.0	179	03/08→04/15							
4.2	219	03/08→04/15							
3.0	250	03/12→04/15	←	☐			11.9606-9001.2	220961	ATE Ø 60 - Halter
3.0 AWD	250	10/12→04/15	←	☐			11.9606-9002.2	220962	ATE Ø 60 - Halter
5.0	283	03/09→04/15	→	☐; Bremssattelfarbe: silber			11.9457-7021.2	221051	ATE Ø 45 - Halter
↓									














	kw			 	! #		
<b>JAGUAR - XF (CC9_) 03/08→04/15</b>							
 <b>Bremssattel</b>							
3.0 3.0 AWD 5.0	250 250 283	03/12→04/15 10/12→04/15 03/09→04/15	➔	☐; Bremssattelfarbe: silber		11.9457-7022.2 221052	ATE Ø 45 - Halter
3.0 D 3.0 D 3.0 D	155 177 202	03/09→04/15 03/09→04/15 03/09→04/15	➔	☐; für Bremsscheibendurchmesser [mm]: 326		11.9601-9747.2 220965	ATE Ø 60 - Halter
			➔	☐; für Bremsscheibendurchmesser [mm]: 326		11.9601-9748.2 220966	ATE Ø 60 - Halter
			➔	☐; für Bremsscheibendurchmesser [mm]: 355		11.9606-9001.2 220961	ATE Ø 60 - Halter
			➔	☐; für Bremsscheibendurchmesser [mm]: 355		11.9606-9002.2 220962	ATE Ø 60 - Halter
			➔	☐; Bremssattelfarbe: silber		11.9457-7021.2 221051	ATE Ø 45 - Halter
			➔	☐; Bremssattelfarbe: silber		11.9457-7022.2 221052	ATE Ø 45 - Halter
4.2 Kompressor	306	03/08→04/15	➔	☐; Bremssattelfarbe: silber		11.9457-7021.2 221051	ATE Ø 45 - Halter
			➔	☐; Bremssattelfarbe: silber		11.9457-7022.2 221052	ATE Ø 45 - Halter
<b>Halter, Bremssattel</b>							
2.0 2.2 D 2.2 D 2.2 D 2.7 D 3.0 3.0 3.0 3.0 AWD 3.0 D 3.0 D 3.0 D 4.2 4.2 Kompressor 5.0	177 120 140 147 152 175 179 250 250 155 177 202 219 306 283	06/12→04/15 04/11→04/15 05/11→04/15 03/12→04/15 03/08→04/15 03/08→04/15 03/08→04/15 03/12→04/15 10/12→04/15 03/09→04/15 03/09→04/15 03/09→04/15 03/08→04/15 03/08→04/15 03/09→04/15	➔			11.0230-0840.1 260136	ATE
<b>JAGUAR - XF (JB_) 05/15→</b>							
<b>Führungsbolzen, Bremssattel</b>							
2.0 2.0 D 2.0 D 2.0 D AWD 3.0 3.0 3.0 AWD 3.0 AWD 3.0 D	177 120 132 132 250 280 250 280 221	05/15→ 05/15→ 05/15→ 03/16→ 05/15→ 05/15→ 07/15→ 07/15→ 05/15→	➔	für Fahrzeuge ohne Sportpaket		11.8171-0096.1 250155	ATE
			➔	für Fahrzeuge mit Sportpaket		11.8171-0096.1 250155	ATE
<b>JAGUAR - XF SPORTBRAKE (CC9_) 09/12→04/14</b>							
 <b>Bremssattel</b>							
2.2 D 2.2 D	120 147	09/12→04/14 09/12→04/14	➔	☐		11.9601-9747.2 220965	ATE Ø 60 - Halter
			➔	☐		11.9601-9748.2 220966	ATE Ø 60 - Halter
			➔	☐; Bremssattelfarbe: silber		11.9457-7021.2 221051	ATE Ø 45 - Halter
			➔	☐; Bremssattelfarbe: silber		11.9457-7022.2 221052	ATE Ø 45 - Halter
3.0 D 3.0 D	177 202	09/12→04/14 09/12→04/14	➔	☐; für Bremsscheibendurchmesser [mm]: 326		11.9601-9747.2 220965	ATE Ø 60 - Halter
			➔	☐; für Bremsscheibendurchmesser [mm]: 326		11.9601-9748.2 220966	ATE Ø 60 - Halter
			➔	☐; für Bremsscheibendurchmesser [mm]: 355		11.9606-9001.2 220961	ATE Ø 60 - Halter
			➔	☐; für Bremsscheibendurchmesser [mm]: 355		11.9606-9002.2 220962	ATE Ø 60 - Halter
			➔	☐; Bremssattelfarbe: silber		11.9457-7021.2 221051	ATE Ø 45 - Halter
			➔	☐; Bremssattelfarbe: silber		11.9457-7022.2 221052	ATE Ø 45 - Halter
<b>Halter, Bremssattel</b>							
2.2 D ↓	120	09/12→04/14	➔			11.0230-0840.1 260136	ATE




























	kW					! #		
<b>JAGUAR - XF SPORTBRAKE (CC9_) 09/12→04/14</b>								
<b>Halter, Bremssattel</b>								
2.2 D	147	09/12→04/14	→			11.0230-0840.1	260136	ATE
3.0 D	177	09/12→04/14						
3.0 D	202	09/12→04/14						
<b>JAGUAR - XJ (NAW_, NBW_, X308_) 09/96→05/03</b>								
<b> Bremssattel</b>								
3.2	174	07/97→05/03	←	☐; für Fahrzeuge ohne Sportpaket		11.9601-9782.2	220992	ATE Ø 60 - Halter
4.0	209	07/97→05/03	←	☐		11.9601-9782.2	220992	ATE Ø 60 - Halter
4.0	216	10/97→04/03						
<b>JAGUAR - XJ (X300_, X330_) 09/94→07/97</b>								
<b> Bremssattel</b>								
12 6.0	229	11/94→07/97	←	☐		11.9601-9782.2	220992	ATE Ø 60 - Halter
6 3.2	155	11/94→07/97						
R Super Charged 4.0	235	11/94→07/97	→	☐		11.9481-9871.2	220681	ATE Ø 48 - Halter
			→	☐		11.9481-9872.2	220682	ATE Ø 48 - Halter
6 Sovereign 4.0	177	09/94→07/97	←	☐; 11/94→		11.9601-9782.2	220992	ATE Ø 60 - Halter
			→	☐; 11/94→		11.9481-9871.2	220681	ATE Ø 48 - Halter
			→	☐; 11/94→		11.9481-9872.2	220682	ATE Ø 48 - Halter
<b>Feder, Bremssattel</b>								
12 6.0	229	11/94→07/97			2	11.8116-0073.1	390498	ATE
6 3.2	155	11/94→07/97						
R Super Charged 4.0	235	11/94→07/97						
6 Sovereign 4.0	177	09/94→07/97		11/94→	2	11.8116-0073.1	390498	ATE
<b>Führungshülzensatz, Bremssattel</b>								
12 6.0	229	11/94→07/97	←			11.0101-5407.2	260011	ATE
6 3.2	155	11/94→07/97						
R Super Charged 4.0	235	11/94→07/97						
6 Sovereign 4.0	177	09/94→07/97	←	11/94→		11.0101-5407.2	260011	ATE
<b>Führungsbolzen, Bremssattel</b>								
12 6.0	229	11/94→07/97				11.8171-0008.1	990049	ATE
6 3.2	155	11/94→07/97						
R Super Charged 4.0	235	11/94→07/97						
6 Sovereign 4.0	177	09/94→07/97		11/94→		11.8171-0008.1	990049	ATE
<b>Dichtungssatz, Bremssattel</b>								
12 6.0	229	11/94→07/97	←			11.0441-6003.2	250037	
6 3.2	155	11/94→07/97						
R Super Charged 4.0	235	11/94→07/97						
6 Sovereign 4.0	177	09/94→07/97	←	11/94→		11.0441-6003.2	250037	
<b> Bremsschlauch</b>								
6 3.2	155	11/94→07/97		☐	1	83.7835-0412.3	331275	L= 410
R Super Charged 4.0	235	11/94→07/97	←		2	83.6314-0375.3	330558	L= 375
6 Sovereign 4.0	177	09/94→07/97		☐; 11/94→	1	83.7835-0412.3	331275	L= 410
			←	11/94→	2	83.6314-0375.3	330558	L= 375
<b>JAGUAR - XJ (X350_) 05/03→03/09</b>								
<b> Bremssattel</b>								
2,7 D	152	10/05→03/09	←	☐; → H32732		11.9601-9747.2	220965	ATE Ø 60 - Halter
			←	☐; → H32732		11.9601-9748.2	220966	ATE Ø 60 - Halter
			→	☐; G49701→; Bremssattelfarbe: silber		11.9457-7021.2	221051	ATE Ø 45 - Halter
			→	☐; G49701→; Bremssattelfarbe: silber		11.9457-7022.2	221052	ATE Ø 45 - Halter
<b>Halter, Bremssattel</b>								
2,7 D	152	10/05→03/09	→	G49701→		11.0230-0840.1	260136	ATE
<b>JAGUAR - XJ (X351_) 10/09→</b>								
<b> Bremssattel</b>								
2.0	177	05/12→	←	☐		11.9606-9001.2	220961	ATE Ø 60 - Halter
3.0	175	01/11→						
3.0	250	03/12→	←	☐		11.9606-9002.2	220962	ATE Ø 60 - Halter
3.0 AWD	250	10/12→	→	☐; Bremssattelfarbe: silber		11.9457-7021.2	221051	ATE Ø 45 - Halter
3.0 D	202	10/09→12/15						
↓								













	kw			 	! #		
<b>JAGUAR - XJ (X351_) 10/09→</b>							
 <b>Bremssattel</b>							
5.0 V 8	283	10/09→	➔	☐; Bremssattelfarbe: silber		11.9457-7022.2 221052	ATE Ø 45 - Halter
3.0 D	221	04/15→	➔	☐		11.9606-9001.2 220961	ATE Ø 60 - Halter
			➔	☐		11.9606-9002.2 220962	ATE Ø 60 - Halter
			➔	☐; → V90865; Bremssattelfarbe: silber		11.9457-7021.2 221051	ATE Ø 45 - Halter
			➔	☐; → V90865; Bremssattelfarbe: silber		11.9457-7022.2 221052	ATE Ø 45 - Halter
<b>Halter, Bremssattel</b>							
2.0	177	05/12→	➔			11.0230-0840.1 260136	ATE
3.0	175	01/11→					
3.0	250	03/12→					
3.0 AWD	250	10/12→					
3.0 D	202	10/09→12/15					
5.0 V 8	283	10/09→					
3.0 D	221	04/15→	➔	→ V90865		11.0230-0840.1 260136	ATE
<b>JAGUAR - XK 8 Convertible (X100_, QDV_) 03/96→07/05</b>							
 <b>Bremsschlauch</b>							
4.0	209	03/96→07/05		☐	1	83.7835-0412.3 331275	L= 410
4.0 XKR	276	05/98→07/05					
4.2	219	08/02→07/05					
R 4,2	291	08/02→07/05					
4.0	216	05/96→07/99		☐; für Fahrzeuge ohne Sportpaket	1	83.7835-0412.3 331275	L= 410
4.0	267	02/98→07/05		☐; 08/99→	1	83.7835-0412.3 331275	L= 410
<b>JAGUAR - XK 8 Coupe (X100_, QEV_) 03/96→07/05</b>							
 <b>Bremsschlauch</b>							
4.0	209	03/96→07/05		☐	1	83.7835-0412.3 331275	L= 410
4.0 XKR	276	05/98→07/05					
4.2	219	08/02→07/05					
R 4,2	291	08/02→07/05					
4.0	216	05/96→07/05		☐; → 07/99; für Fahrzeuge ohne Sportpaket	1	83.7835-0412.3 331275	L= 410
4.0	267	02/98→07/05		☐; 08/99→	1	83.7835-0412.3 331275	L= 410
<b>JAGUAR - X-TYPE (CF1_) 06/01→11/09</b>							
 <b>Bremssattel</b>							
2.0 D	96	07/03→11/09	➔	☐; J04731→		24.3571-1735.5 240385	BOS Ø 57 - Halter
2.2 D	107	01/07→11/09	➔	☐; → J04730		24.3571-1735.5 240385	BOS Ø 57 - Halter
2.2 D	110	10/05→11/09	➔	☐; J04731→		24.3571-1736.5 240386	BOS Ø 57 - Halter
2.2 D	114	10/05→11/09	➔	☐; → J04730		24.3571-1736.5 240386	BOS Ø 57 - Halter
2.1 V6	115	03/02→11/09	➔	☐; → 10/05		24.3571-1735.5 240385	BOS Ø 57 - Halter
			➔	☐; → 10/05		24.3571-1736.5 240386	BOS Ø 57 - Halter
2.5 V6 Allrad	144	06/01→11/09	➔	☐		24.3571-1735.5 240385	BOS Ø 57 - Halter
3.0 Allrad	169	09/02→12/08	➔	☐		24.3571-1736.5 240386	BOS Ø 57 - Halter
3.0 V6 Allrad	169	06/01→11/07	➔	☐		24.3571-1736.5 240386	BOS Ø 57 - Halter
 <b>Bremsschlauch</b>							
2.0 D	96	07/03→11/09	➔		2	83.7188-0446.3 330664	L= 470
2.2 D	107	01/07→11/09	➔		2	83.7856-0369.3 331237	L= 368
2.2 D	110	10/05→11/09	➔				
2.2 D	114	10/05→11/09	➔				
2.5 V6 Allrad	144	06/01→11/09					
3.0 Allrad	169	09/02→12/08					
3.0 V6 Allrad	169	06/01→11/07					
2.1 V6	115	03/02→11/09	➔	→ 10/05	2	83.7188-0446.3 330664	L= 470
			➔	→ 10/05	2	83.7856-0369.3 331237	L= 368
<b>JAGUAR - X-TYPE Estate (CF1_) 11/03→12/09</b>							
 <b>Bremssattel</b>							
2.0 D	96	02/04→12/09	➔	☐; J04731→		24.3571-1735.5 240385	BOS Ø 57 - Halter
2.2 D	107	01/07→12/09	➔	☐; → J04730		24.3571-1735.5 240385	BOS Ø 57 - Halter
2.2 D	110	10/05→12/09	➔	☐; J04731→		24.3571-1736.5 240386	BOS Ø 57 - Halter
2.2 D	114	10/05→12/09	➔	☐; → J04730		24.3571-1736.5 240386	BOS Ø 57 - Halter
2.1 V6	115	11/03→03/09	➔	☐		24.3571-1735.5 240385	BOS Ø 57 - Halter
			➔	☐		24.3571-1736.5 240386	BOS Ø 57 - Halter
2.5	144	02/04→12/09	➔	☐		24.3571-1735.5 240385	BOS Ø 57 - Halter
3.0	169	02/04→12/09	➔	☐		24.3571-1736.5 240386	BOS Ø 57 - Halter
↓							














	kW					! #		
<b>JAGUAR - X-TYPE Estate (CF1_) 11/03→12/09</b>								
 <b>Bremsschlauch</b>								
2.0 D	96	02/04→12/09	←			2	83.7188-0446.3 330664	L= 470
2.1 V6	115	11/03→03/09						
2.2 D	107	01/07→12/09	→			2	83.7856-0369.3 331237	L= 368
2.2 D	110	10/05→12/09						
2.2 D	114	10/05→12/09						
2.5	144	02/04→12/09						
3.0	169	02/04→12/09						
<b>JEEP - RENEGADE Geländewagen geschlossen (BU) 07/14→</b>								
 <b>Bremssattel</b>								
1.6 CRD	88	07/14→	←	☐			11.9571-9969.2 220955	ATE Ø 57 - Halter
2.0 CRD 4x4	88	07/14→	←	☐			11.9571-9970.2 220956	ATE Ø 57 - Halter
<b>Führungsbolzen, Bremssattel</b>								
1.6 CRD	88	07/14→					11.8171-0008.1 990049	ATE
2.0 CRD 4x4	88	07/14→						
 <b>Bremsschlauch</b>								
1.4	103	07/14→	←			2	24.5112-0406.3 331496	L= 405
1.4 4x4	125	07/14→						
1.6	81	07/14→						
1.6 CRD	88	07/14→						
2.0 CRD 4x4	88	07/14→						
2.0 CRD 4x4	103	07/14→						
2.0 CRD 4x4	125	07/14→						
<b>KIA - CARENS I (FC) 06/99→10/02</b>								
 <b>Bremsschlauch</b>								
1.8 i	81	11/00→07/02	→		→ 06/02	2	24.5285-0240.3 330976	L= 240
1.8 i 16V	81	03/00→05/02	→		11/00→	2	24.5285-0240.3 330976	L= 240
<b>KIA - CARENS II (FJ) 07/02→</b>								
 <b>Bremsschlauch</b>								
1.6	77	07/02→	→		→ 04/06; - ABS	2	24.5285-0240.3 330976	L= 240
1.8	93	07/02→						
2.0 CRDi	83	07/02→						
2.0 CRDi	103	11/05→						
2.0 CVVT	102	08/04→						
<b>KIA - CARENS III (UN) 09/06→</b>								
 <b>Bremsschlauch</b>								
1.6 CRDi 110	85	10/10→	←	☐; → 02/13			24.5281-0469.3 331455	L= 469
1.6 CRDi 128	94	10/10→	←	☐; → 02/13			24.5281-0470.3 331456	L= 469
1.6 CVVT	93	10/10→	←					
1.6 CVVT	97	08/09→						
2.0 CRDi 115	85	05/07→						
2.0 CRDi 135	100	08/09→						
2.0 CRDi 140	103	09/06→						
2.0 CVVT	106	09/06→						
<b>KIA - CEE'D Schrägheck (ED) 12/06→12/12</b>								
 <b>Bremsschlauch</b>								
1.4	77	12/06→12/12	←	☐; → 09/12			24.5286-0524.3 331223	L= 535
1.4	80	12/06→12/12	←	☐; → 09/12			24.5286-0525.3 331224	L= 535
1.4 CVVT	66	06/10→12/12	←	☐; → 09/12			24.5298-0270.3 331086	L= 270
1.6	85	09/07→12/12	→	☐; → 09/12			24.5298-0271.3 331087	L= 270
1.6	90	12/06→12/12	→					
1.6	93	02/08→12/12	→	☐; → 09/12				
1.6 CRDi 115	85	12/06→12/12						
1.6 CRDi 128	94	10/10→12/12						
1.6 CRDi 90	66	12/06→12/12						
1.6 CVVT	92	10/10→12/12						
2.0	105	12/06→12/12						
2.0 CRDi 140	103	09/07→12/12						
2.0 CRDi	100	06/07→12/12	←	☐; 09/07→ 09/12			24.5286-0524.3 331223	L= 535
			←	☐; 09/07→ 09/12			24.5286-0525.3 331224	L= 535
			→	☐; 09/07→ 09/12			24.5298-0270.3 331086	L= 270
			→	☐; 09/07→ 09/12			24.5298-0271.3 331087	L= 270

	kw					! #		
<b>KIA - CEE'D SW (ED) 09/07→12/12</b>								
 <b>Bremsschlauch</b>								
1.4	77	10/10→12/12	←	☐			24.5286-0524.3 331223	L= 535
1.4	80	09/07→12/12	←	☐			24.5286-0525.3 331224	L= 535
1.6	85	09/07→11/12	←	☐			24.5286-0525.3 331224	L= 535
1.6	90	09/07→12/12	→	☐			24.5298-0270.3 331086	L= 270
1.6	93	09/07→12/12	→	☐			24.5298-0270.3 331086	L= 270
1.6 CRDi 115	85	09/07→12/12	→	☐			24.5298-0271.3 331087	L= 270
1.6 CRDi 128	94	10/10→12/12						
1.6 CRDi 90	66	09/07→12/12						
1.6 CVVT	92	06/09→12/12						
2.0	105	09/07→12/12						
2.0 CRDi 140	103	09/07→12/12						
1.4 CVVT	66	07/09→12/12	←	☐; 10/10→			24.5286-0524.3 331223	L= 535
			←	☐; 10/10→			24.5286-0525.3 331224	L= 535
			→	☐; 10/10→			24.5298-0270.3 331086	L= 270
			→	☐; 10/10→			24.5298-0271.3 331087	L= 270
1.6 LPG	91	01/08→09/12	←	☐; → 12/11			24.5286-0524.3 331223	L= 535
			←	☐; → 12/11			24.5286-0525.3 331224	L= 535
			→	☐; → 12/11			24.5298-0270.3 331086	L= 270
			→	☐; → 12/11			24.5298-0271.3 331087	L= 270
<b>KIA - CERATO Stufenheck 01/01→12/04</b>								
 <b>Bremsschlauch</b>								
1.8	85	10/01→07/04	→			2	24.5285-0240.3 330976	L= 240
<b>KIA - CERATO Stufenheck (LD) 04/04→12/09</b>								
 <b>Bremsschlauch</b>								
1.6	75	04/04→12/09	→			2	24.5285-0240.3 330976	L= 240
<b>KIA - PICANTO (BA) 04/04→</b>								
 <b>Bremssattel</b>								
1.0	45	04/04→	←	☐; 05/04→ 04/11			24.3511-1715.5 240599	Ø 51 - Halter
			←	☐; 05/04→ 04/11			24.3511-1716.5 240600	Ø 51 - Halter
1.0	46	09/07→	←	☐; 11/09→ 04/11			24.3511-1715.5 240599	Ø 51 - Halter
			←	☐; 11/09→ 04/11			24.3511-1716.5 240600	Ø 51 - Halter
1.0	53	04/04→04/11	←	☐			24.3511-1715.5 240599	Ø 51 - Halter
			←	☐			24.3511-1716.5 240600	Ø 51 - Halter
1.1	48	04/04→	←	☐; → 04/11			24.3511-1715.5 240599	Ø 51 - Halter
1.1 CRDi	55	11/05→	←	☐; → 04/11			24.3511-1716.5 240600	Ø 51 - Halter
 <b>Bremsschlauch</b>								
1.0	45	04/04→	←	05/04→ 04/11		2	24.5286-0265.3 331046	L= 265
			→	☐; 05/04→ 04/11; + ABS			24.5298-0464.3 331358	L= 464
			→	☐; 05/04→ 04/11; + ABS			24.5298-0465.3 331359	L= 464
1.0	46	09/07→	←	11/09→ 04/11		2	24.5286-0265.3 331046	L= 265
			→	☐; 11/09→ 04/11; + ABS			24.5298-0464.3 331358	L= 464
			→	☐; 11/09→ 04/11; + ABS			24.5298-0465.3 331359	L= 464
1.0	53	04/04→04/11	←			2	24.5286-0265.3 331046	L= 265
			→	☐; + ABS			24.5298-0464.3 331358	L= 464
			→	☐; + ABS			24.5298-0465.3 331359	L= 464
1.1	48	04/04→	←	→ 04/11		2	24.5286-0265.3 331046	L= 265
1.1 CRDi	55	11/05→	→	☐; → 04/11; + ABS			24.5298-0464.3 331358	L= 464
			→	☐; → 04/11; + ABS			24.5298-0465.3 331359	L= 464
<b>KIA - PRO CEE'D (ED) 02/08→02/13</b>								
 <b>Bremsschlauch</b>								
1.4	77	02/08→09/12	←	☐			24.5286-0524.3 331223	L= 535
1.4	80	02/08→09/12	←	☐			24.5286-0525.3 331224	L= 535
1.4 CVVT	66	06/10→09/12	←	☐			24.5286-0525.3 331224	L= 535
1.6	90	02/08→09/12	→	☐			24.5298-0270.3 331086	L= 270
1.6	93	02/08→09/12	→	☐			24.5298-0270.3 331086	L= 270
1.6 CRDi 115	85	02/08→09/12	→	☐			24.5298-0271.3 331087	L= 270
↓								

	kw			 	! #		
<b>KIA - PRO CEE'D (ED) 02/08→02/13</b>							
 <b>Bremsschlauch</b>							
1.6 CRDi 128	94	10/10→09/12	←	<input type="checkbox"/>		24.5286-0524.3 331223	L= 535
1.6 CRDi 90	66	02/08→09/12	←	<input type="checkbox"/>		24.5286-0525.3 331224	L= 535
1.6 CVVT	92	10/10→02/13	←	<input type="checkbox"/>		24.5286-0525.3 331224	L= 535
2.0	105	02/08→09/12	→	<input type="checkbox"/>		24.5298-0270.3 331086	L= 270
2.0 CRDi 140	103	02/08→09/12	→	<input type="checkbox"/>		24.5298-0270.3 331086	L= 270
2.0 LPG	105	01/09→12/09	→	<input type="checkbox"/>		24.5298-0271.3 331087	L= 270
<b>KIA - SEPHIA (FA) 01/95→10/97</b>							
<b>Führungshülensatz, Bremssattel</b>							
1.5 i	59	02/96→10/97	←			11.0101-5407.2 260011	ATE
1.8 i 16V	82	01/95→10/97	←			11.0101-5407.2 260011	ATE
1.6 i	59	01/95→10/97	←	→ 06/96		11.0101-5407.2 260011	ATE
<b>Führungsbolzen, Bremssattel</b>							
1.5 i	59	02/96→10/97	←			11.8171-0008.1 990049	ATE
1.8 i 16V	82	01/95→10/97	←			11.8171-0008.1 990049	ATE
1.6 i	59	01/95→10/97	←	→ 06/96		11.8171-0008.1 990049	ATE
<b>KIA - SEPHIA Stufenheck (FA) 01/92→09/01</b>							
<b>Führungshülensatz, Bremssattel</b>							
1.5 i	59	02/96→10/97	←			11.0101-5407.2 260011	ATE
1.8 i 16V	82	01/95→10/97	←			11.0101-5407.2 260011	ATE
1.6 i	59	09/93→10/97	←	10/93→ 06/96		11.0101-5407.2 260011	ATE
<b>Führungsbolzen, Bremssattel</b>							
1.5 i	59	02/96→10/97	←			11.8171-0008.1 990049	ATE
1.8 i 16V	82	01/95→10/97	←			11.8171-0008.1 990049	ATE
1.6 i	59	09/93→10/97	←	10/93→ 06/96		11.8171-0008.1 990049	ATE
<b>KIA - SHUMA (FB) 09/96→12/01</b>							
 <b>Bremsschlauch</b>							
1.5 i 16V	65	10/97→03/01	→	- ABS	2	24.5285-0240.3 330976	L= 240
1.8 i 16V	81	10/97→03/01	→			24.5285-0240.3 330976	L= 240
1.6	75	01/01→12/01	→	05/01→	2	24.5285-0240.3 330976	L= 240
<b>KIA - SHUMA II (FB) 05/01→08/04</b>							
 <b>Bremsschlauch</b>							
1.6	75	05/01→08/04	→		2	24.5285-0240.3 330976	L= 240
1.8	84	04/03→08/04	→			24.5285-0240.3 330976	L= 240
1.8	81	05/01→06/04	→	04/03→	2	24.5285-0240.3 330976	L= 240
<b>KIA - SHUMA II Stufenheck (FB) 05/01→05/04</b>							
 <b>Bremsschlauch</b>							
1.6	75	05/01→05/04	→		2	24.5285-0240.3 330976	L= 240
<b>KIA - SHUMA Stufenheck (FB) 03/96→10/01</b>							
 <b>Bremsschlauch</b>							
1.5	59	03/96→12/98	→	10/97→; - ABS	2	24.5285-0240.3 330976	L= 240
<b>KIA - SPORTAGE (JE_, KM_) 09/04→</b>							
 <b>Bremsschlauch</b>							
2.0 16V 4WD	104	09/04→	←	<input type="checkbox"/> ; → 05/10		24.5286-0405.3 331061	L= 405
2.0 CRDi	83	02/05→	←			24.5286-0405.3 331061	L= 405
2.0 CRDi	100	01/06→	←			24.5286-0405.3 331061	L= 405
2.0 CRDi	103	01/06→	←			24.5286-0405.3 331061	L= 405
2.0 CRDi	110	09/08→	←			24.5286-0405.3 331061	L= 405
2.0 CRDi 4WD	83	09/04→	←			24.5286-0405.3 331061	L= 405
2.0 CRDi 4WD	100	01/06→	←			24.5286-0405.3 331061	L= 405
2.0 CRDi 4WD	103	01/06→	←			24.5286-0405.3 331061	L= 405
2.0 CRDi 4WD	110	09/08→	←			24.5286-0405.3 331061	L= 405
2.0 i 16V	104	09/04→	←			24.5286-0405.3 331061	L= 405
2.7 V6 4WD	129	09/04→	←			24.5286-0405.3 331061	L= 405
<b>LADA - SAMARA (2108, 2109, 2115, 2113, 2114) 01/86→12/13</b>							
 <b>Bremsschlauch</b>							
1.5	56	04/96→12/06	←	→ 12/99	2	24.5127-0305.3 330578	L= 305
1500	52	02/95→12/06	←			24.5127-0305.3 330578	L= 305
1100	43	02/96→08/99	←		2	24.5127-0305.3 330578	L= 305
1300	45	09/91→08/99	←			24.5127-0305.3 330578	L= 305
↓							


	kW					! #			
<b>LADA - SAMARA (2108, 2109, 2115, 2113, 2114) 01/86→12/13</b>									
 <b>Bremsschlauch</b>									
1300	46	06/87→12/96	←			2	24.5127-0305.3	330578	L= 305
1300	50	02/96→12/96							
1500	50	09/91→12/96							
1500	53	09/87→12/96							
<b>LADA - SAMARA FORMA Stufenheck (21099, 2115) 09/87→12/12</b>									
 <b>Bremsschlauch</b>									
1100	39	07/91→08/99	←	→ 12/95		2	24.5127-0305.3	330578	L= 305
1300	45	07/91→08/99							
1300	46	05/90→08/99							
1300	48	05/89→07/97							
1500	50	07/91→12/96							
1500	52	11/94→12/06							
1500	53	09/91→12/96							
<b>LANCIA - DEDRA (835_) 01/89→07/99</b>									
 <b>Bremssattel</b>									
1.6 i.e. (835AN)	55	04/93→07/99	→	☐; → 10/93; + ABS			24.3344-1703.5	240117	TRW Ø 34 - Halter
			→	☐; → 10/93; + ABS			24.3344-1704.5	240118	TRW Ø 34 - Halter
1.8 16V LE (835FG)	83	03/96→07/99	→	☐			24.3344-1703.5	240117	TRW Ø 34 - Halter
1.8 GT 16V (835EH)	96	03/96→07/99	→	☐			24.3344-1704.5	240118	TRW Ø 34 - Halter
1.8 i.e. (835FA)	74	07/94→07/99	→	☐			24.3344-1703.5	240117	TRW Ø 34 - Halter
2.0 16V (835ED)	102	07/94→07/99	→	☐; → 10/93			24.3344-1703.5	240117	TRW Ø 34 - Halter
1.8 i.e. (835AT)	66	08/93→07/99	→	☐; 11/93→			24.3344-1703.5	240117	TRW Ø 34 - Halter
			→	☐; 11/93→			24.3344-1704.5	240118	TRW Ø 34 - Halter
			→	☐; → 10/93			24.3344-1703.5	240117	TRW Ø 34 - Halter
1.8 i.e. (835BD, 835AD)	77	09/89→07/99	→	☐; 11/93→			24.3344-1703.5	240117	TRW Ø 34 - Halter
1.9 TDS (835EE, 835EF)	66	04/89→07/99	→	☐; 01/90→ 10/93			24.3344-1703.5	240117	TRW Ø 34 - Halter
2.0 i.e. (835AL)	83	09/89→07/99	→	☐; 11/93→			24.3344-1704.5	240118	TRW Ø 34 - Halter
			→	☐; 01/90→ 10/93			24.3344-1703.5	240117	TRW Ø 34 - Halter
2.0 i.e. Turbo (835AR)	119	04/91→07/99	→	☐; 11/93→			24.3344-1703.5	240117	TRW Ø 34 - Halter
			→	☐; 05/91→ 10/93			24.3344-1703.5	240117	TRW Ø 34 - Halter
			→	☐; 11/93→			24.3344-1704.5	240118	TRW Ø 34 - Halter
			→	☐; 05/91→ 10/93			24.3344-1704.5	240118	TRW Ø 34 - Halter
<b>Zubehörsatz, Bremssattel</b>									
1.6 i.e. (835AN)	55	04/93→07/99	→	→ 10/93; + ABS			24.0101-3601.2	260044	TRW
1.8 16V LE (835FG)	83	03/96→07/99	→				24.0101-3601.2	260044	TRW
1.8 GT 16V (835EH)	96	03/96→07/99	→						
1.8 i.e. (835FA)	74	07/94→07/99	→						
2.0 16V (835ED)	102	07/94→07/99	→						
1.8 i.e. (835AT)	66	08/93→07/99	→	→ 10/93			24.0101-3601.2	260044	TRW
			→	11/93→			24.0101-3601.2	260044	TRW
1.8 i.e. (835BD, 835AD)	77	09/89→07/99	→	11/93→			24.0101-3601.2	260044	TRW
1.9 TDS (835EE, 835EF)	66	04/89→07/99	→	01/90→ 10/93			24.0101-3601.2	260044	TRW
2.0 i.e. (835AL)	83	09/89→07/99	→						
2.0 i.e. Turbo (835AR)	119	04/91→07/99	→	05/91→ 10/93			24.0101-3601.2	260044	TRW
			→	11/93→			24.0101-3601.2	260044	TRW
<b>LANCIA - DEDRA SW (835_) 07/94→07/99</b>									
 <b>Bremssattel</b>									
1.8 16V LE (835FG)	83	03/96→07/99	→	☐			24.3344-1703.5	240117	TRW Ø 34 - Halter
1.8 GT 16V (835EH)	96	03/96→07/99	→	☐			24.3344-1704.5	240118	TRW Ø 34 - Halter
1.8 i.e. (835FA)	74	07/94→07/99	→						
1.9 TDS (835EE, 835EF)	66	07/94→07/99	→						
2.0 16V (835ED)	102	07/94→07/99	→						
2.0 Integrale (835ED)	102	07/94→07/99	→						
<b>Zubehörsatz, Bremssattel</b>									
1.8 16V LE (835FG)	83	03/96→07/99	→				24.0101-3601.2	260044	TRW
1.8 GT 16V (835EH)	96	03/96→07/99	→						
1.8 i.e. (835FA)	74	07/94→07/99	→						
1.9 TDS (835EE, 835EF)	66	07/94→07/99	→						
2.0 16V (835ED)	102	07/94→07/99	→						
2.0 Integrale (835ED)	102	07/94→07/99	→						

	kw			 	! #		
<b>LANCIA - DELTA II (836_) 06/93→09/99</b>							
 <b>Bremssattel</b>							
1.8 i.e. (836AE)	76	06/93→08/99	➔	☐; 11/93→		24.3344-1703.5 240117	TRW Ø 34 - Halter
2.0 16V (836AA, 836CA)	102	06/93→08/99	➔	☐; 11/93→		24.3344-1704.5 240118	TRW Ø 34 - Halter
2.0 16V Turbo (836AB)	137	06/93→08/99	➔				
1.8 i.e. (836AG, 836AL)	66	07/94→08/99	➔	☐		24.3344-1703.5 240117	TRW Ø 34 - Halter
1.8 i.e. 16V (836AQ)	83	03/96→08/99	➔	☐		24.3344-1704.5 240118	TRW Ø 34 - Halter
1.8 i.e. 16V GT (836AR)	96	03/96→08/99	➔				
1.9 TD (836AM, 836AN)	66	10/94→08/99					
2.0 16V Turbo (836AS)	142	07/96→08/99					
<b>Zubehörsatz, Bremssattel</b>							
1.8 i.e. (836AE)	76	06/93→08/99	➔	11/93→		24.0101-3601.2 260044	TRW
2.0 16V (836AA, 836CA)	102	06/93→08/99					
2.0 16V Turbo (836AB)	137	06/93→08/99					
1.8 i.e. (836AG, 836AL)	66	07/94→08/99	➔			24.0101-3601.2 260044	TRW
1.8 i.e. 16V (836AQ)	83	03/96→08/99					
1.8 i.e. 16V GT (836AR)	96	03/96→08/99					
1.9 TD (836AM, 836AN)	66	10/94→08/99					
2.0 16V Turbo (836AS)	142	07/96→08/99					
 <b>Bremsschlauch</b>							
1.4 i.e. (836AF, 836AH)	51	10/94→08/99	➔		2	83.6401-0159.3 330746	L= 160
1.6 i.e. (836AP)	66	03/96→08/99					
1.6 i.e. 16V (836AO)	76	01/96→08/99					
1.8 i.e. (836AG, 836AL)	66	07/94→08/99					
1.8 i.e. 16V (836AQ)	83	03/96→08/99					
1.8 i.e. 16V GT (836AR)	96	03/96→08/99					
1.9 TD (836AM, 836AN)	66	10/94→08/99					
2.0 16V Turbo (836AS)	142	07/96→08/99					
1.6 i.e. (836AD)	55	06/93→08/99	➔	11/93→	2	83.6401-0159.3 330746	L= 160
1.8 i.e. (836AE)	76	06/93→08/99					
2.0 16V (836AA, 836CA)	102	06/93→08/99					
2.0 16V Turbo (836AB)	137	06/93→08/99					
<b>LANCIA - DELTA III (844_) 08/08→08/14</b>							
 <b>Bremssattel</b>							
1.4	88	09/08→08/14	←	☐; → 10/09		24.3541-1809.5 240593	BOS Ø 54 - Halter
1.6 D Multijet	85	08/08→08/14	←	☐; → 10/09		24.3541-1810.5 240594	BOS Ø 54 - Halter
1.6 D Multijet	88	09/08→08/14	←				
1.8	147	01/09→08/14	←	☐		11.9571-9953.2 220871	ATE Ø 57 - Halter
1.9 D Multijet	140	01/09→08/14	←			11.9571-9954.2 220872	ATE Ø 57 - Halter
2.0 D Multijet	120	09/08→08/14	←				
2.0 D Multijet	121	09/08→08/14	←				
<b>Führungsbolzen, Bremssattel</b>							
1.8	147	01/09→08/14				11.8171-0008.1 990049	ATE
1.9 D Multijet	140	01/09→08/14					
2.0 D Multijet	120	09/08→08/14					
2.0 D Multijet	121	09/08→08/14					
 <b>Bremsschlauch</b>							
1.4	88	09/08→08/14	←		2	24.5112-0407.3 331459	L= 410
1.4	110	09/08→08/14	←				
1.4 16V	103	07/10→08/14	➔		2	24.5112-0187.3 331150	L= 187
1.4 Bifuel	88	07/11→08/14					
1.6 D Multijet	77	04/11→08/14					
1.6 D Multijet	85	08/08→08/14					
1.6 D Multijet	88	09/08→08/14					
1.8	147	01/09→08/14					
1.9 D Multijet	140	01/09→08/14					
2.0 D Multijet	120	09/08→08/14					
2.0 D Multijet	121	09/08→08/14					
<b>LANCIA - LYBRA (839_) 07/99→10/05</b>							
 <b>Bremssattel</b>							
1.6	76	10/00→10/05	➔	☐		24.3384-1741.7 220599	TRW Ø 38 - Halter
1.9 JTD	85	05/01→10/05	➔	☐		24.3384-1742.7 220600	TRW Ø 38 - Halter
1.9 JTD (839AX1A)	81	09/00→05/01	➔				
2.0 20V (839AXH1A)	110	09/00→10/05					
2.4 20V	125	10/01→10/05					
2.4 JTD	110	05/02→10/05					
2.4 JTD (839AXL1A)	103	09/00→05/02					
1.6 16V (839AXA1A)	76	07/99→10/05	➔	☐; 10/99→		24.3384-1741.7 220599	TRW Ø 38 - Halter
1.8 16V (839AXB1A, 839AXG1A)	96	07/99→10/05	➔	☐; 10/99→		24.3384-1742.7 220600	TRW Ø 38 - Halter
1.9 JTD (839AXD1A)	77	07/99→09/00					
2.0 20V (839AXC11, 839AXC1A)	113	07/99→09/00					
2.4 JTD (839AXE1A)	99	07/99→02/01					
↓							

	kw			 	! #		
<b>LANCIA - LYBRA (839_) 07/99→10/05</b>							
 <b>Bremsschlauch</b>							
1.6	76	10/00→10/05	←		2	24.5112-0407.3 331459	L= 410
1.9 JTD	85	05/01→10/05					
1.9 JTD (839AX1A)	81	09/00→05/01					
2.0 20V (839AXH1A)	110	09/00→10/05					
2.4 20V	125	10/01→10/05					
2.4 JTD	110	05/02→10/05					
2.4 JTD (839AXL1A)	103	09/00→05/02					
1.6 16V (839AXA1A)	76	07/99→10/05	←	10/99→	2	24.5112-0407.3 331459	L= 410
1.8 16V (839AXB1A, 839AXG1A)	96	07/99→10/05					
1.9 JTD (839AXD1A)	77	07/99→09/00					
2.0 20V (839AXC11, 839AXC1A)	113	07/99→09/00					
2.4 JTD (839AXE1A)	99	07/99→02/01					
<b>LANCIA - LYBRA SW (839_) 07/99→10/05</b>							
 <b>Bremssattel</b>							
1.6	76	10/00→10/05	→	<input type="checkbox"/>		24.3384-1741.7 220599	TRW Ø 38 - Halter
1.9 JTD	85	05/01→10/05	→	<input type="checkbox"/>			
1.9 JTD (839BX1A)	81	09/00→05/01	→	<input type="checkbox"/>		24.3384-1742.7 220600	TRW Ø 38 - Halter
2.0 20V (839BXH1A)	110	09/00→10/05					
2.4 JTD	110	05/02→10/05					
2.4 JTD (839BXE1A)	99	10/99→09/00					
2.4 JTD (839BXL1A)	103	09/00→10/05					
1.6 16V (839BXA1A)	76	07/99→10/05	→	<input type="checkbox"/> ; 10/99→		24.3384-1741.7 220599	TRW Ø 38 - Halter
1.8 16V (839BXB1A, 839BXG1A)	96	07/99→10/05	→	<input type="checkbox"/> ; 10/99→		24.3384-1742.7 220600	TRW Ø 38 - Halter
1.9 JTD (839BXD1A)	77	07/99→09/00					
2.0 20V (839BXC11, 839BXC1A)	113	07/99→09/00					
 <b>Bremsschlauch</b>							
1.6	76	10/00→10/05	←		2	24.5112-0407.3 331459	L= 410
1.9 JTD	85	05/01→10/05					
1.9 JTD (839BX1A)	81	09/00→05/01					
2.0 20V (839BXH1A)	110	09/00→10/05					
2.4 JTD	110	05/02→10/05					
2.4 JTD (839BXE1A)	99	10/99→09/00					
2.4 JTD (839BXL1A)	103	09/00→10/05					
1.6 16V (839BXA1A)	76	07/99→10/05	←	10/99→	2	24.5112-0407.3 331459	L= 410
1.8 16V (839BXB1A, 839BXG1A)	96	07/99→10/05					
1.9 JTD (839BXD1A)	77	07/99→09/00					
2.0 20V (839BXC11, 839BXC1A)	113	07/99→09/00					
<b>LANCIA - MUSA (350_) 10/04→09/12</b>							
 <b>Bremssattel</b>							
1.3 D Multijet	51	10/04→09/12	←	<input type="checkbox"/>		24.3541-1811.5 240429	BOS Ø 54 - Halter
1.4	57	09/05→09/12	←	<input type="checkbox"/>			
1.4	66	10/07→09/12	←	<input type="checkbox"/>		24.3541-1812.5 240430	BOS Ø 54 - Halter
1.4	70	10/04→09/12					
1.4 LPG	57	11/10→09/12					
1.6 D Multijet	85	07/08→09/12	→	<input type="checkbox"/>		24.3347-1715.5 240719	TRW Ø 34 - Halter
1.6 D Multijet	88	07/08→09/12	→	<input type="checkbox"/>		24.3347-1716.5 240720	TRW Ø 34 - Halter
 <b>Bremsschlauch</b>							
1.3 D Multijet	51	10/04→09/12	←		2	24.5112-0456.3 330875	L= 455
1.3 D Multijet	66	09/06→09/12					
1.4	57	09/05→09/12	→		2	83.7201-9173.3 330868	L= 173
1.4	66	10/07→09/12					
1.4	70	10/04→09/12					
1.4 LPG	57	11/10→09/12					
1.6 D Multijet	85	07/08→09/12					
1.6 D Multijet	88	07/08→09/12					
1.9 D Multijet	74	10/04→09/12					
1.3 D Multijet	70	03/09→09/12	←	08/09→	2	24.5112-0456.3 330875	L= 455
			→	08/09→	2	83.7201-9173.3 330868	L= 173
<b>LANCIA - PHEDRA (179_) 09/02→11/10</b>							
 <b>Bremssattel</b>							
2.0 (179AXA11)	100	09/02→11/10	←	<input type="checkbox"/> ; → 09/10		24.3601-1711.7 220607	TRW Ø 60 - Halter
2.0 D Multijet	100	07/06→11/10	←	<input type="checkbox"/> ; → 09/10		24.3601-1712.7 220608	TRW Ø 60 - Halter
2.0 JTD	79	07/03→11/10	←	<input type="checkbox"/> ; → 09/10			
2.0 JTD	88	06/06→11/10	→	<input type="checkbox"/> ; → 09/10		24.3384-1761.7 220671	TRW Ø 38 - Halter
2.0 JTD (179AXB1A)	80	09/02→11/10					
↓							



**LANCIA - PHEDRA (179\_) 09/02→11/10**


 **Bremssattel**

2.2 JTD (179AXC1A)	94	09/02→11/10	➡	☐; → 09/10		24.3384-1762.5	240851	TRW Ø 38 - Halter
2.2 D Multijet 2.2 JTD	125 120	03/08→11/10 04/06→11/10	←	☐; → 09/10		24.3451-1855.5	240659	TRW Ø1 40 Ø2 45 - Halter
			←	☐; → 09/10		24.3451-1856.5	240660	TRW Ø1 40 Ø2 45 - Halter
			➡	☐; → 09/10		24.3384-1761.7	220671	TRW Ø 38 - Halter
			➡	☐; → 09/10		24.3384-1762.5	240851	TRW Ø 38 - Halter
3.0 V6	150	09/02→11/10	➡	☐; → 09/10		24.3384-1761.7	220671	TRW Ø 38 - Halter
			➡	☐; → 09/10		24.3384-1762.5	240851	TRW Ø 38 - Halter

 **Bremsschlauch**

2.0 (179AXA11)	100	09/02→11/10	←	→ 09/10	2	24.5111-0462.3	330555	L= 460
2.0 D Multijet	100	07/06→11/10						
2.0 JTD	79	07/03→11/10	➡	→ 09/10	2	24.5229-0251.3	330535	L= 250
2.0 JTD	88	06/06→11/10						
2.0 JTD (179AXB1A)	80	09/02→11/10						
2.2 JTD (179AXC1A)	94	09/02→11/10						
3.0 V6	150	09/02→11/10						
2.2 D Multijet	125	03/08→11/10	➡	→ 09/10	2	24.5229-0251.3	330535	L= 250
2.2 JTD	120	04/06→11/10						


**LANCIA - Y (840\_) 11/95→09/03**

 **Bremssattel**













1.1 (840AE)	40	11/95→09/03	←	☐; 05/97→ 12/98		24.3481-1743.5	240305	BDX Ø 48 - Halter
			←	☐; 05/97→ 12/98		24.3481-1744.5	240306	BDX Ø 48 - Halter
1.2 (840AA, 840AF1A)	44	03/96→09/03	←	☐; 10/00→ 07/03; - ABS		24.3481-1743.5	240305	BDX Ø 48 - Halter
			←	☐; → 09/00		24.3481-1743.5	240305	BDX Ø 48 - Halter
			←	☐; → 09/00		24.3481-1744.5	240306	BDX Ø 48 - Halter
			←	☐; 10/00→ 07/03; - ABS		24.3481-1744.5	240306	BDX Ø 48 - Halter
			←	☐; 10/00→ 07/03; + ABS		24.3481-1751.5	240285	BDX Ø 48 - Halter
			←	☐; 10/00→ 07/03; + ABS		24.3481-1752.5	240286	BDX Ø 48 - Halter
1.2 16V (840AD)	63	04/97→09/03	←	☐; 05/97→ 09/00		24.3481-1751.5	240285	BDX Ø 48 - Halter
			←	☐; 05/97→ 09/00		24.3481-1752.5	240286	BDX Ø 48 - Halter
1.2 16V (840AG1A)	59	10/00→09/03	←	☐; → 07/03		24.3481-1751.5	240285	BDX Ø 48 - Halter
			←	☐; → 07/03		24.3481-1752.5	240286	BDX Ø 48 - Halter
1.4 12V (840AB)	59	10/96→09/03	←	☐; → 12/98		24.3481-1703.5	240051	TRW Ø 48 - Halter
1.4 12V (840AC)	55	03/96→09/03	←	☐; → 12/98		24.3481-1704.5	240052	TRW Ø 48 - Halter
			←	☐; 01/99→ 07/03		24.3481-1751.5	240285	BDX Ø 48 - Halter
			←	☐; 01/99→ 07/03		24.3481-1752.5	240286	BDX Ø 48 - Halter

**Zubehörsatz, Bremssattel**

1.4 12V (840AB)	59	10/96→09/03	←	→ 12/98		24.0101-4301.2	260047	TRW
1.4 12V (840AC)	55	03/96→09/03						

 **Bremsschlauch**

1.1 (840AE)	40	11/95→09/03	←	☐; 05/97→ 12/98		24.5112-0370.3	330515	L= 372
			←	☐; 05/97→ 12/98		24.5112-0376.3	330514	L= 362
1.2 (840AA, 840AF1A)	44	03/96→09/03	←	☐; 10/00→ 07/03; - ABS		24.5112-0370.3	330515	L= 372
			←	☐; → 09/00		24.5112-0370.3	330515	L= 372
			←	☐; 10/00→ 07/03; - ABS		24.5112-0376.3	330514	L= 362
			←	☐; → 09/00		24.5112-0376.3	330514	L= 362
			←	☐; 10/00→ 07/03; + ABS		24.5112-0395.3	330521	L= 395
			←	☐; 10/00→ 07/03; + ABS		24.5112-0396.3	330520	L= 397
1.2 16V (840AD)	63	04/97→09/03	←	☐; 05/97→ 09/00		24.5112-0395.3	330521	L= 395
			←	☐; 05/97→ 09/00		24.5112-0396.3	330520	L= 397
1.2 16V (840AG1A)	59	10/00→09/03	←	☐; → 07/03		24.5112-0395.3	330521	L= 395
			←	☐; → 07/03		24.5112-0396.3	330520	L= 397
1.4 12V (840AB)	59	10/96→09/03	←	☐; → 12/98		24.5112-0395.3	330521	L= 395
1.4 12V (840AC)	55	03/96→09/03	←	☐; → 12/98		24.5112-0396.3	330520	L= 397
			←	☐; → 12/98				

	kw					! #			
<b>LANCIA - YPSILON (312_) 05/11→</b>									
 <b>Bremssattel</b>									
1.2	51	05/11→	←	☐			11.9541-9831.2	220953	ATE Ø 54 - Halter
1.2 Bifuel	49	05/11→	←	☐			11.9541-9832.2	220954	ATE Ø 54 - Halter
1.2 Bifuel	51	05/11→	←	☐; 04/15→			11.9541-9831.2	220953	ATE Ø 54 - Halter
			←	☐; 04/15→			11.9541-9832.2	220954	ATE Ø 54 - Halter
<b>Feder, Bremssattel</b>									
1.2	51	05/11→				2	11.8116-0264.1	390594	ATE
1.2 Bifuel	49	05/11→							
1.2 Bifuel	51	05/11→		04/15→		2	11.8116-0264.1	390594	ATE
<b>Führungsbolzen, Bremssattel</b>									
0.9 CNG	63	05/11→					11.8171-0008.1	990049	ATE
0.9 TwinAir	59	12/13→							
0.9 TwinAir	63	05/11→							
1.2	51	05/11→							
1.2 Bifuel	49	05/11→							
1.3 D Multijet	57	06/16→							
1.3 D Multijet	70	05/11→							
1.2 Bifuel	51	05/11→		04/15→			11.8171-0008.1	990049	ATE
 <b>Bremsschlauch</b>									
0.9 CNG	63	05/11→	←			2	24.5112-0356.3	331129	L= 355
0.9 TwinAir	59	12/13→							
0.9 TwinAir	63	05/11→							
1.2	51	05/11→							
1.2 Bifuel	49	05/11→							
1.3 D Multijet	57	06/16→							
1.3 D Multijet	70	05/11→							
1.2 Bifuel	51	05/11→	←	04/15→		2	24.5112-0356.3	331129	L= 355
<b>LANCIA - YPSILON (843_) 10/03→12/11</b>									
 <b>Bremssattel</b>									
1.2	44	10/03→12/11	←	☐; → 06/11			24.3481-1805.7	220765	TRW Ø 48 - Halter
1.4	57	02/06→12/11	←	☐; → 06/11			24.3481-1806.7	220766	TRW Ø 48 - Halter
1.4 LPG	57	11/10→12/11	←	☐; → 06/11					
1.2	51	08/10→12/11	←	☐; → 06/11			24.3541-1833.5	240403	TRW Ø 54 - Halter
1.2	59	10/03→12/11	←	☐; → 06/11			24.3541-1834.5	240404	TRW Ø 54 - Halter
1.3 JTD	51	10/03→12/11	←	☐; → 06/11					
1.4 16V	70	10/03→12/11							
1.3 D Multijet	55	09/06→12/11	←	☐; 10/06→ 06/11			24.3541-1833.5	240403	TRW Ø 54 - Halter
1.3 D Multijet	66	09/06→12/11	←	☐; 10/06→ 06/11			24.3541-1834.5	240404	TRW Ø 54 - Halter
1.3 D Multijet	77	05/07→12/11	←	☐; 07/07→ 06/11			24.3541-1833.5	240403	TRW Ø 54 - Halter
			←	☐; 07/07→ 06/11			24.3541-1834.5	240404	TRW Ø 54 - Halter
<b>Zubehörsatz, Bremssattel</b>									
1.2	44	10/03→12/11			→ 06/11		24.0101-3802.2	260100	TRW
1.4	57	02/06→12/11							
1.4 LPG	57	11/10→12/11							
 <b>Bremsschlauch</b>									
1.2	44	10/03→12/11			→ 06/11	2	83.7201-9173.3	330868	L= 173
1.2	51	08/10→12/11	←		→ 06/11	2	24.5119-0447.3	330990	L= 447
1.2	59	10/03→12/11	←						
1.3 JTD	51	10/03→12/11							
1.4	57	02/06→12/11							
1.4 16V	70	10/03→12/11							
1.4 LPG	57	11/10→12/11							
1.3 D Multijet	55	09/06→12/11			10/06→ 06/11	2	83.7201-9173.3	330868	L= 173
1.3 D Multijet	66	09/06→12/11	←		10/06→ 06/11	2	24.5119-0447.3	330990	L= 447
1.3 D Multijet	77	05/07→12/11			07/07→ 06/11	2	83.7201-9173.3	330868	L= 173
			←		07/07→ 06/11	2	24.5119-0447.3	330990	L= 447
<b>LANCIA - ZETA (22_) 05/95→09/02</b>									
 <b>Bremssattel</b>									
2.0 16V (220AL5)	97	05/98→07/00	←	☐			24.3571-1709.5	240153	TRW Ø 57 - Halter
2.0 16V (220AQ5)	100	07/00→09/02	←	☐			24.3571-1710.5	240154	TRW Ø 57 - Halter
2.0 JTD	80	04/00→09/02	←	☐					
2.0 JTD 16V (220AN5)	80	09/99→09/02	→	☐; + ABS			11.3361-9975.2	220281	ATE Ø 36 - Halter
							24.3361-9975.5	240541	ATE Ø 36 - Halter
↓									

**LANCIA - ZETA (22\_) 05/95→09/02**

**Bremssattel**

2.0 16V (220AL5)	97	05/98→07/00	➔	☐; + ABS		11.3361-9976.2	220282	ATE Ø 36 - Halter
2.0 16V (220AQ5)	100	07/00→09/02				24.3361-9976.5	240542	ATE Ø 36 - Halter
2.0 JTD	80	04/00→09/02						
2.0 JTD 16V (220AN5)	80	09/99→09/02						
2.0 Turbo (220AD5, 220CD5)	108	05/95→09/02	➔	☐		24.3571-1709.5	240153	TRW Ø 57 - Halter
			➔	☐		24.3571-1710.5	240154	TRW Ø 57 - Halter
			➔	☐		11.3361-9975.2	220281	ATE Ø 36 - Halter
			➔	☐		24.3361-9975.5	240541	ATE Ø 36 - Halter
			➔	☐		11.3361-9976.2	220282	ATE Ø 36 - Halter
			➔	☐		24.3361-9976.5	240542	ATE Ø 36 - Halter
2.1 TD (220AJ5)	80	05/96→09/99	➔	☐; 06/96→		24.3571-1709.5	240153	TRW Ø 57 - Halter
			➔	☐; 06/96→		24.3571-1710.5	240154	TRW Ø 57 - Halter
			➔	☐; 06/96→		11.3361-9975.2	220281	ATE Ø 36 - Halter
			➔	☐; 06/96→		24.3361-9975.5	240541	ATE Ø 36 - Halter
			➔	☐; 06/96→		11.3361-9976.2	220282	ATE Ø 36 - Halter
			➔	☐; 06/96→		24.3361-9976.5	240542	ATE Ø 36 - Halter

**Feder, Bremssattel**

2.0 16V (220AL5)	97	05/98→07/00	➔	+ ABS	2	11.8116-0073.1	390498	ATE
2.0 16V (220AQ5)	100	07/00→09/02						
2.0 JTD	80	04/00→09/02						
2.0 JTD 16V (220AN5)	80	09/99→09/02						
2.0 Turbo (220AD5, 220CD5)	108	05/95→09/02	➔		2	11.8116-0073.1	390498	ATE
2.1 TD (220AJ5)	80	05/96→09/99	➔	06/96→	2	11.8116-0073.1	390498	ATE

**Führungshülzensatz, Bremssattel**

2.0 16V (220AL5)	97	05/98→07/00	➔	+ ABS		11.0101-5407.2	260011	ATE
2.0 16V (220AQ5)	100	07/00→09/02						
2.0 JTD	80	04/00→09/02						
2.0 JTD 16V (220AN5)	80	09/99→09/02						
2.0 Turbo (220AD5, 220CD5)	108	05/95→09/02	➔			11.0101-5407.2	260011	ATE
2.1 TD (220AJ5)	80	05/96→09/99	➔	06/96→		11.0101-5407.2	260011	ATE

**Führungsbolzen, Bremssattel**

2.0 16V (220AL5)	97	05/98→07/00		+ ABS		11.8171-0008.1	990049	ATE
2.0 16V (220AQ5)	100	07/00→09/02						
2.0 JTD	80	04/00→09/02						
2.0 JTD 16V (220AN5)	80	09/99→09/02						
2.0 Turbo (220AD5, 220CD5)	108	05/95→09/02				11.8171-0008.1	990049	ATE
2.1 TD (220AJ5)	80	05/96→09/99		06/96→		11.8171-0008.1	990049	ATE

**Dichtungssatz, Bremssattel**

2.0 16V (220AL5)	97	05/98→07/00	➔	+ ABS		11.0441-3602.2	250008	ATE
2.0 16V (220AQ5)	100	07/00→09/02						
2.0 JTD	80	04/00→09/02						
2.0 JTD 16V (220AN5)	80	09/99→09/02						
2.0 Turbo (220AD5, 220CD5)	108	05/95→09/02	➔			11.0441-3602.2	250008	ATE
2.1 TD (220AJ5)	80	05/96→09/99	➔	06/96→		11.0441-3602.2	250008	ATE

































**Bremsschlauch**
















2.0 16V (220AL5)	97	05/98→07/00	➔		2	24.5118-0471.3	330528	L= 473
2.0 16V (220AQ5)	100	07/00→09/02						
2.0 JTD	80	04/00→09/02	➔		2	24.5111-0301.3	330499	L= 300
2.0 JTD 16V (220AN5)	80	09/99→09/02				24.5229-0251.3	330535	L= 250
2.0 Turbo (220AD5, 220CD5)	108	05/95→09/02						
2.1 TD (220AJ5)	80	05/96→09/99	➔	06/96→	2	24.5118-0471.3	330528	L= 473
			➔	06/96→	2	24.5111-0301.3	330499	L= 300
			➔	06/96→	2	24.5229-0251.3	330535	L= 250















**LAND ROVER - DISCOVERY I (LJ\_) 06/89→10/98**

**Bremsschlauch**












2.0 16 V 4x4	99	06/89→10/98	➔	KA034314→	2	24.5297-0385.3	331047	L= 385
2.5 D 4x4	90	06/93→10/98						
2.5 TDI 4x4	83	10/89→10/98						
4.0 4x4	134	09/93→10/98	➔	☐		24.5226-0485.3	331048	L= 485
↓								










	kw					! #		
<b>LAND ROVER - DISCOVERY I (LJ_) 06/89→10/98</b>								
 <b>Bremsschlauch</b>								
4.0 4x4	134	09/93→10/98	←	 ; 07/94→		24.5226-0485.3	331048	L= 485
			←	 ; 07/94→		24.5226-0489.3	331049	L= 489
			←			24.5226-0489.3	331049	L= 489
<b>LAND ROVER - DISCOVERY II (LT_) 11/98→06/04</b>								
 <b>Bremsschlauch</b>								
2.5 Td5 4x4	100	11/98→06/04	←	 ; 01/99→		24.5226-0485.3	331048	L= 485
			←	 ; 01/99→		24.5226-0489.3	331049	L= 489
2.5 Td5 4x4	102	01/99→06/04	←			24.5226-0485.3	331048	L= 485
4.0 V8 4x4	136	11/98→06/04	←			24.5226-0489.3	331049	L= 489
<b>LAND ROVER - DISCOVERY III (LA_) 07/04→09/09</b>								
 <b>Bremssattel</b>								
2.7 TD 4x4	140	07/04→09/09	←	 ; → 08/09; nicht für gepanzerte Fahrzeuge		24.3481-1787.5	240621	TRW Ø 48 - Halter
4.0 4x4	160	02/05→09/09						
4.0 4x4	161	02/05→09/09	←	 ; → 08/09; nicht für gepanzerte Fahrzeuge		24.3481-1788.5	240622	TRW Ø 48 - Halter
4.0 V6 4x4	156	10/04→09/09						
4.0 V6 4x4	160	10/04→09/09						
4.4 4x4	220	07/04→09/09						
<b>LAND ROVER - DISCOVERY IV (LA_) 09/09→</b>								
 <b>Bremssattel</b>								
2.7 TD 4x4	140	09/09→	←			24.3481-1787.5	240621	TRW Ø 48 - Halter
			←			24.3481-1788.5	240622	TRW Ø 48 - Halter
<b>LAND ROVER - DISCOVERY SPORT (LC_) 12/14→</b>								
 <b>Bremssattel</b>								
2.0 D	110	08/15→	←			11.9601-9711.2	220873	ATE Ø 60 - Halter
			←			11.9601-9712.2	220874	ATE Ø 60 - Halter
<b>Führungsbolzen, Bremssattel</b>								
2.0 4x4	177	12/14→	←			11.8171-0096.1	250155	ATE
2.0 D 4x4	110	12/14→						
2.0 D 4x4	132	06/15→						
2.2 D 4x4	110	12/14→						
2.2 D 4x4	140	12/14→						
<b>Dichtungssatz, Bremssattel</b>								
2.0 D	110	08/15→	←			11.0441-6008.2	250038	ATE für Kolben-Ø [mm]: 60
<b>LAND ROVER - FREELANDER (LN_) 02/98→10/06</b>								
 <b>Bremssattel</b>								
1.8 16V 4x4	86	11/00→10/06	←	 ; 1A000001→		24.3571-1753.7	220789	TRW Ø 57 - Halter
2.0 Td4 4x4	80	03/01→10/06						
2.0 Td4 4x4	82	11/00→10/06	←	 ; 1A000001→		24.3571-1754.7	220790	TRW Ø 57 - Halter
2.5 V6 4x4	130	11/00→10/06						
 <b>Bremsschlauch</b>								
1.8 16V 4x4	86	11/00→10/06	←	2A393451→	2	24.5149-0431.3	330993	L= 431
2.0 Td4 4x4	80	03/01→10/06						
2.0 Td4 4x4	82	11/00→10/06						
2.5 V6 4x4	130	11/00→10/06						
1.8 i 16V 4x4	88	02/98→11/00	←		2	24.5149-0431.3	330993	L= 431
2.0 DI 4x4	72	02/98→11/00						
<b>LAND ROVER - FREELANDER 2 (LF_) 10/06→10/14</b>								
 <b>Bremssattel</b>								
2.0 Si4 4x4	177	10/11→10/14	←			11.9601-9711.2	220873	ATE Ø 60 - Halter
2.2 eD4	110	08/10→10/14						
2.2 SD4 4x4	140	08/10→10/14	←			11.9601-9712.2	220874	ATE Ø 60 - Halter
2.2 TD4 4x4	110	10/06→10/14						
2.2 TD4 4x4	112	01/07→10/14						
2.2 TD4 4x4	115	10/06→10/14						
2.2 TD4 4x4	118	10/06→10/14						
3.2 4x4	171	10/06→10/14						
<b>Halter, Bremssattel</b>								
2.0 Si4 4x4	177	10/11→10/14	←			11.0230-0934.1	260128	ATE

	kw					! #			
<b>LAND ROVER - FREELANDER 2 (LF_) 10/06→10/14</b>									
<b>Halter, Bremssattel</b>									
2.2 eD4	110	08/10→10/14	←				11.0230-0934.1	260128	ATE
2.2 SD4 4x4	140	08/10→10/14							
2.2 TD4 4x4	110	10/06→10/14							
2.2 TD4 4x4	112	01/07→10/14							
2.2 TD4 4x4	115	10/06→10/14							
2.2 TD4 4x4	118	10/06→10/14							
<b>Feder, Bremssattel</b>									
2.0 Si4 4x4	177	10/11→10/14				2	11.8116-0206.1	390593	ATE
2.2 eD4	110	08/10→10/14							
2.2 SD4 4x4	140	08/10→10/14							
2.2 TD4 4x4	110	10/06→10/14							
2.2 TD4 4x4	112	01/07→10/14							
2.2 TD4 4x4	115	10/06→10/14							
2.2 TD4 4x4	118	10/06→10/14							
3.2 4x4	171	10/06→10/14							
<b>Führungshülzensatz, Bremssattel</b>									
2.0 Si4 4x4	177	10/11→10/14	←				11.0101-5407.2	260011	ATE
2.2 eD4	110	08/10→10/14							
2.2 SD4 4x4	140	08/10→10/14							
2.2 TD4 4x4	110	10/06→10/14							
2.2 TD4 4x4	112	01/07→10/14							
2.2 TD4 4x4	115	10/06→10/14							
2.2 TD4 4x4	118	10/06→10/14							
3.2 4x4	171	10/06→10/14							
<b>Führungsbolzen, Bremssattel</b>									
2.0 Si4 4x4	177	10/11→10/14					11.8171-0008.1	990049	ATE
2.2 eD4	110	08/10→10/14							
2.2 SD4 4x4	140	08/10→10/14							
2.2 TD4 4x4	110	10/06→10/14							
2.2 TD4 4x4	112	01/07→10/14							
2.2 TD4 4x4	115	10/06→10/14							
2.2 TD4 4x4	118	10/06→10/14							
3.2 4x4	171	10/06→10/14							
<b>Dichtungssatz, Bremssattel</b>									
2.0 Si4 4x4	177	10/11→10/14	←				11.0441-6008.2	250038	ATE für Kolben-Ø [mm]: 60
2.2 eD4	110	08/10→10/14							
2.2 SD4 4x4	140	08/10→10/14							
2.2 TD4 4x4	110	10/06→10/14							
2.2 TD4 4x4	112	01/07→10/14							
2.2 TD4 4x4	115	10/06→10/14							
2.2 TD4 4x4	118	10/06→10/14							
3.2 4x4	171	10/06→10/14							
<b>LAND ROVER - FREELANDER Soft Top (LN_) 02/98→10/06</b>									
 <b>Bremssattel</b>									
1.8 4x4	86	10/00→09/03	←	 1A000001→			24.3571-1753.7	220789	TRW Ø 57 - Halter
2.0 TD4 4x4	82	10/00→10/06	←	 1A000001→			24.3571-1754.7	220790	TRW Ø 57 - Halter
 <b>Bremsschlauch</b>									
1.8 4x4	86	10/00→09/03	←	2A393451→		2	24.5149-0431.3	330993	L= 431
2.0 TD4 4x4	82	10/00→10/06							
1.8 i 16V 4x4	88	02/98→10/06	←	→ 11/00		2	24.5149-0431.3	330993	L= 431
2.0 DI 4x4	72	02/98→10/06							
<b>LAND ROVER - RANGE ROVER III (LM_) 03/02→08/12</b>									
 <b>Bremssattel</b>									
3.0 D 4x4	130	03/02→08/12	←	 6A000001→;			24.3481-1787.5	240621	TRW Ø 48 - Halter
4.4 4x4	210	03/02→08/05		nicht für gepanzerte Fahrzeuge					
4.4 4x4	220	08/04→08/12	←	 6A000001→;			24.3481-1788.5	240622	TRW Ø 48 - Halter
4.4 4x4	225	05/05→08/12		nicht für gepanzerte Fahrzeuge					
<b>Feder, Bremssattel</b>									
3.0 D 4x4	130	03/02→08/12		→ 5A999999;		2	11.8116-0283.2	390609	ATE
3.6 D 4x4	200	04/06→08/12		nicht für gepanzerte Fahrzeuge					
4.2 4x4	291	05/05→08/12							
4.4 4x4	210	03/02→08/05							
4.4 4x4	220	08/04→08/12							
4.4 4x4	225	05/05→08/12							
 <b>Bremsschlauch</b>									
3.0 D 4x4	130	03/02→08/12	→	→ 5A999999		2	83.1094-0070.3	331228	L= 765 mit Rohrleitung
3.6 D 4x4	200	04/06→08/12							
4.2 4x4	291	05/05→08/12							
↓									

	kw			 	! #		
<b>LAND ROVER - RANGE ROVER III (LM_) 03/02→08/12</b>							
 <b>Bremsschlauch</b>							
4.4 4x4	220	08/04→08/12	➔	→ 5A999999	2	83.1094-0070.3 331228	L= 765 mit Rohrleitung
4.4 4x4	225	05/05→08/12					
4.4 4x4	210	03/02→08/05	➔		2	83.7750-0482.3 331270	L= 480
			➔		2	83.1094-0070.3 331228	L= 765 mit Rohrleitung
<b>LAND ROVER - RANGE ROVER EVOQUE (LV_) 06/11→</b>							
 <b>Bremssattel</b>							
2.0 4x4	177	06/11→	➔			11.9601-9711.2 220873	ATE Ø 60 - Halter
2.2 D	110	06/11→	➔				
2.2 D 4x4	110	06/11→	➔			11.9601-9712.2 220874	ATE Ø 60 - Halter
2.2 D 4x4	140	06/11→					
2.0 D	110	06/15→	➔	☐; Felgenreöße [Zoll]: 16		11.9601-9711.2 220873	ATE Ø 60 - Halter
2.0 D 4x4	110	06/15→	➔				
2.0 D 4x4	132	05/15→	➔	☐; Felgenreöße [Zoll]: 16		11.9601-9712.2 220874	ATE Ø 60 - Halter
<b>Führungsbolzen, Bremssattel</b>							
2.0 D	110	06/15→	➔	Felgenreöße [Zoll]: 17		11.8171-0096.1 250155	ATE
2.0 D 4x4	110	06/15→					
2.0 D 4x4	132	05/15→					
<b>Dichtungssatz, Bremssattel</b>							
2.0 4x4	177	06/11→	➔			11.0441-6008.2 250038	ATE für Kolben-Ø [mm]: 60
2.2 D	110	06/11→					
2.2 D 4x4	110	06/11→					
2.2 D 4x4	140	06/11→					
2.0 D	110	06/15→	➔	Felgenreöße [Zoll]: 16		11.0441-6008.2 250038	ATE für Kolben-Ø [mm]: 60
2.0 D 4x4	110	06/15→					
2.0 D 4x4	132	05/15→					
<b>LAND ROVER - RANGE ROVER EVOQUE Cabriolet (LV_) 02/16→</b>							
 <b>Bremssattel</b>							
2.0 4x4	177	02/16→	➔	☐;		11.9601-9711.2 220873	ATE Ø 60 - Halter
2.0 D 4x4	110	02/16→	➔	für Bremsscheibendurchmesser [mm]: 300			
2.0 D 4x4	132	02/16→	➔				
			➔	☐;		11.9601-9712.2 220874	ATE Ø 60 - Halter
			➔	für Bremsscheibendurchmesser [mm]: 300			
<b>LEXUS - ES (_V4_) 03/06→06/12</b>							
 <b>Bremsschlauch</b>							
3.5 (GSV40_)	204	05/06→06/12	➔	☐; 01/07→		24.5296-0562.3 331482	L= 562
			➔	☐; 01/07→		24.5296-0563.3 331483	L= 562
<b>LEXUS - ES (_V6_) 06/12→</b>							
 <b>Bremsschlauch</b>							
350 (GSV60_)	204	06/12→	➔	☐; → 06/12		24.5296-0562.3 331482	L= 562
			➔	☐; → 06/12		24.5296-0563.3 331483	L= 562
<b>MAZDA - 2 (DE) 07/07→06/15</b>							
 <b>Bremsschlauch</b>							
1.3	55	10/07→06/15	➔	☐; → 12/14		24.5265-0365.3 331159	L= 365
1.3	63	10/07→06/15					
1.3 MZR	62	01/10→06/15	➔	☐; → 12/14		24.5265-0366.3 331160	L= 365
1.4 MZR-CD	50	01/08→06/15					
1.5	76	10/07→06/15	➔	→ 12/14	2	24.5285-0265.3 331184	L= 265
1.5 MZR	75	06/11→06/15					
1.6 MZ-CD	66	10/08→06/15					
1.6 MZ-CD	70	06/11→06/15					
1.3 BiFuel	55	05/11→11/14	➔	☐		24.5265-0365.3 331159	L= 365
1.3 BiFuel	62	05/11→11/14	➔	☐		24.5265-0366.3 331160	L= 365
			➔		2	24.5285-0265.3 331184	L= 265
<b>MAZDA - 2 (DY) 02/03→06/07</b>							
 <b>Bremssattel</b>							
1.2	55	02/03→06/07	➔	☐		24.3541-8531.5 240679	ATE Ø 54 - Halter
1.25	55	04/03→06/07					
1.3 L	67	04/03→06/07	➔	☐		24.3541-8532.5 240680	ATE Ø 54 - Halter
1.4	59	02/03→06/07					
1.4	59	04/03→06/07					
1.4 CD	50	04/03→06/07					



	kw			 	! #			
<b>MAZDA - 2 (DY) 02/03→06/07</b>								
 <b>Bremssattel</b>								
1.5	82	04/03→06/07	←	☐		24.3541-8531.5	240679	ATE Ø 54 - Halter
1.6	74	02/03→06/07	←	☐		24.3541-8532.5	240680	ATE Ø 54 - Halter
1.6	74	04/03→06/07						
<b>Feder, Bremssattel</b>								
1.2	55	02/03→06/07	←		2	11.8116-0356.1	390586	ATE
1.25	55	04/03→06/07						
1.3 L	67	04/03→06/07						
1.4	59	02/03→06/07						
1.4	59	04/03→06/07						
1.4 CD	50	04/03→06/07						
1.5	82	04/03→06/07						
1.6	74	02/03→06/07						
1.6	74	04/03→06/07						
<b>Führungshülzensatz, Bremssattel</b>								
1.2	55	02/03→06/07	←			11.0101-5407.2	260011	ATE
1.25	55	04/03→06/07						
1.3 L	67	04/03→06/07						
1.4	59	02/03→06/07						
1.4	59	04/03→06/07						
1.4 CD	50	04/03→06/07						
1.5	82	04/03→06/07						
1.6	74	02/03→06/07						
1.6	74	04/03→06/07						
<b>Führungsbolzen, Bremssattel</b>								
1.2	55	02/03→06/07				11.8171-0008.1	990049	ATE
1.25	55	04/03→06/07						
1.3 L	67	04/03→06/07						
1.4	59	02/03→06/07						
1.4	59	04/03→06/07						
1.4 CD	50	04/03→06/07						
1.5	82	04/03→06/07						
1.6	74	02/03→06/07						
1.6	74	04/03→06/07						
 <b>Bremsschlauch</b>								
1.2	55	02/03→06/07	←		2	24.5141-0473.3	331303	L= 473
1.25	55	04/03→06/07						
1.3 L	67	04/03→06/07						
1.4	59	02/03→06/07						
1.4	59	04/03→06/07						
1.4 CD	50	04/03→06/07						
1.5	82	04/03→06/07						
1.6	74	02/03→06/07						
1.6	74	04/03→06/07						
<b>MAZDA - 2 Stufenheck (DE) 05/10→06/15</b>								
 <b>Bremsschlauch</b>								
1.3	63	05/10→	←	☐; → 12/14		24.5265-0365.3	331159	L= 365
1.5 i	76	05/10→06/15	←	☐; → 12/14		24.5265-0366.3	331160	L= 365
					→			
<b>MAZDA - 3 (BK) 10/03→12/09</b>								
 <b>Bremssattel</b>								
1.4	59	02/04→06/09	←	☐; → 05/09		11.9571-9785.2	220595	ATE Ø 57 - Halter
1.6	77	10/03→06/09						
1.6 DI Turbo	80	06/04→06/09						
1.6 MZ-CD	66	06/06→12/09						
2.0	110	10/03→06/09						
2.0 MZR-CD	105	12/06→06/09						
2.3 MPS	196	01/07→06/09						
2.3 MPS Turbo	191	12/06→06/09						
2.3 MZR Sport	126	10/03→06/09						
1.4	62	10/03→06/09	←	☐; → 03/06		11.9571-9785.2	220595	ATE Ø 57 - Halter
			←	☐; → 03/06		11.9571-9786.2	220596	ATE Ø 57 - Halter
			→	☐; → 03/06		11.9387-7015.2	220627	ATE Ø 38 - Halter
			→	☐; → 03/06		11.9387-7016.2	220628	ATE Ø 38 - Halter
2.0	104	04/04→06/06	←	☐		11.9571-9785.2	220595	ATE Ø 57 - Halter
2.3 DiSi Turbo MPS	184	06/06→06/09						
2.3 MZR	115	03/04→03/09						
			→	☐		11.9387-7015.2	220627	ATE Ø 38 - Halter
			→	☐		11.9387-7016.2	220628	ATE Ø 38 - Halter
↓								

	kw			 	! #		
<b>MAZDA - 3 (BK) 10/03→12/09</b>							
 <b>Bremssattel</b>							
2.3	118	01/04→12/09	←	☐; → 09/04		11.9571-9785.2 220595	ATE Ø 57 - Halter
			←	☐; → 09/04		11.9571-9786.2 220596	ATE Ø 57 - Halter
			→	☐; → 09/04		11.9387-7015.2 220627	ATE Ø 38 - Halter
			→	☐; → 09/04		11.9387-7016.2 220628	ATE Ø 38 - Halter
<b>Halter, Bremssattel</b>							
2.0	104	04/04→06/06	→		2	11.0230-0698.2 260091	ATE
2.3 DiSi Turbo MPS	184	06/06→06/09					
2.3 MZR	115	03/04→03/09					
2.0	110	10/03→06/09	→	→ 05/09	2	11.0230-0698.2 260091	ATE
2.0 MZR-CD	105	12/06→06/09					
2.3 MPS	196	01/07→06/09					
2.3 MPS Turbo	191	12/06→06/09					
2.3 MZR Sport	126	10/03→06/09					
2.3	118	01/04→12/09	→	→ 09/04	2	11.0230-0698.2 260091	ATE
<b>Feder, Bremssattel</b>							
1.4	59	02/04→06/09	←	→ 05/09	2	11.8116-0356.1 390586	ATE
1.6	77	10/03→06/09					
1.6 DI Turbo	80	06/04→06/09	→	→ 05/09	2	11.8116-0340.1 390595	ATE
1.6 MZ-CD	66	06/06→12/09					
2.0	110	10/03→06/09					
2.0 MZR-CD	105	12/06→06/09					
2.3 MPS	196	01/07→06/09					
2.3 MPS Turbo	191	12/06→06/09					
2.3 MZR Sport	126	10/03→06/09					
1.4	62	10/03→06/09	←	→ 03/06	2	11.8116-0356.1 390586	ATE
			→	→ 03/06	2	11.8116-0340.1 390595	ATE
2.0	104	04/04→06/06	←		2	11.8116-0356.1 390586	ATE
2.3 DiSi Turbo MPS	184	06/06→06/09					
2.3 MZR	115	03/04→03/09	→		2	11.8116-0340.1 390595	ATE
2.3	118	01/04→12/09	←	→ 09/04	2	11.8116-0356.1 390586	ATE
			→	→ 09/04	2	11.8116-0340.1 390595	ATE
<b>Führungshülzensatz, Bremssattel</b>							
1.4	59	02/04→06/09	←	→ 05/09		11.0101-5407.2 260011	ATE
1.6	77	10/03→06/09					
1.6 DI Turbo	80	06/04→06/09	→	→ 05/09		11.0101-5407.2 260011	ATE
1.6 MZ-CD	66	06/06→12/09					
2.0	110	10/03→06/09					
2.0 MZR-CD	105	12/06→06/09					
2.3 MPS	196	01/07→06/09					
2.3 MPS Turbo	191	12/06→06/09					
2.3 MZR Sport	126	10/03→06/09					
1.4	62	10/03→06/09	←	→ 03/06		11.0101-5407.2 260011	ATE
			→	→ 03/06		11.0101-5407.2 260011	ATE
2.0	104	04/04→06/06	←			11.0101-5407.2 260011	ATE
2.3 DiSi Turbo MPS	184	06/06→06/09					
2.3 MZR	115	03/04→03/09	→			11.0101-5407.2 260011	ATE
2.3	118	01/04→12/09	←	→ 09/04		11.0101-5407.2 260011	ATE
			→	→ 09/04		11.0101-5407.2 260011	ATE
<b>Führungsbolzen, Bremssattel</b>							
1.4	59	02/04→06/09		→ 05/09		11.8171-0008.1 990049	ATE
1.6	77	10/03→06/09					
1.6 DI Turbo	80	06/04→06/09					
1.6 MZ-CD	66	06/06→12/09					
2.0	110	10/03→06/09					
2.0 MZR-CD	105	12/06→06/09					
2.3 MPS	196	01/07→06/09					
2.3 MPS Turbo	191	12/06→06/09					
2.3 MZR Sport	126	10/03→06/09					
1.4	62	10/03→06/09		→ 03/06		11.8171-0008.1 990049	ATE
2.0	104	04/04→06/06				11.8171-0008.1 990049	ATE
2.3 DiSi Turbo MPS	184	06/06→06/09					
2.3 MZR	115	03/04→03/09					
2.3	118	01/04→12/09		→ 09/04		11.8171-0008.1 990049	ATE
 <b>Bremsschlauch</b>							
1.4	59	02/04→06/09	→	→ 05/09	2	83.7788-0383.3 330972	L= 382
1.6	77	10/03→06/09					
1.6 DI Turbo	80	06/04→06/09					
1.6 MZ-CD	66	06/06→12/09					





**MAZDA - 3 (BK) 10/03→12/09**

**Bremsschlauch**

2.0 2.0 MZR-CD 2.3 MPS 2.3 MPS Turbo 2.3 MZR Sport	110 105 196 191 126	10/03→06/09 12/06→06/09 01/07→06/09 12/06→06/09 10/03→06/09	➡	→ 05/09	2	<b>83.7788-0383.3</b>	<b>330972</b>	L= 382
1.4	62	10/03→06/09	➡	→ 03/06	2	<b>83.7788-0383.3</b>	<b>330972</b>	L= 382
2.0 2.3 DiSi Turbo MPS 2.3 MZR	104 184 115	04/04→06/06 06/06→06/09 03/04→03/09	➡		2	<b>83.7788-0383.3</b>	<b>330972</b>	L= 382
2.3	118	01/04→12/09	➡	→ 09/04	2	<b>83.7788-0383.3</b>	<b>330972</b>	L= 382

**MAZDA - 3 (BL) 12/08→09/14**

**Bremssattel**

1.6 MZR 2.0 MZR 2.5	77 110 122	12/08→09/14 01/09→09/14 03/09→09/14	←	☐; 06/09→ 11/13		<b>11.9571-9785.2</b>	<b>220595</b>	ATE Ø 57 - Halter
			←	☐; 06/09→ 11/13		<b>11.9571-9786.2</b>	<b>220596</b>	ATE Ø 57 - Halter
			➡	☐; 06/09→ 11/13		<b>11.9387-7084.2</b>	<b>220960</b>	ATE Ø 38 - Halter
			➡	☐; 06/09→ 11/13		<b>11.9387-7099.2</b>	<b>221053</b>	ATE Ø 38 - Halter
1.6 MZR 2.0 MZR	79 108	01/10→12/13 06/10→09/14	←	☐; → 11/13		<b>11.9571-9785.2</b>	<b>220595</b>	ATE Ø 57 - Halter
			←	☐; → 11/13		<b>11.9571-9786.2</b>	<b>220596</b>	ATE Ø 57 - Halter
			➡	☐; → 11/13		<b>11.9387-7084.2</b>	<b>220960</b>	ATE Ø 38 - Halter
			➡	☐; → 11/13		<b>11.9387-7099.2</b>	<b>221053</b>	ATE Ø 38 - Halter
1.6 MZR CD 2.0 MZR DISI 2.2 MZR CD 2.2 MZR CD	80 111 110 136	12/08→05/13 12/08→05/13 01/09→05/13 01/09→05/13	←	☐; 06/09→		<b>11.9571-9785.2</b>	<b>220595</b>	ATE Ø 57 - Halter
			←	☐; 06/09→		<b>11.9571-9786.2</b>	<b>220596</b>	ATE Ø 57 - Halter
			➡	☐; 06/09→		<b>11.9387-7084.2</b>	<b>220960</b>	ATE Ø 38 - Halter
			➡	☐; 06/09→		<b>11.9387-7099.2</b>	<b>221053</b>	ATE Ø 38 - Halter
1.6 MZR CD	85	09/10→05/13	←	☐; 11/10→		<b>11.9571-9785.2</b>	<b>220595</b>	ATE Ø 57 - Halter
			←	☐; 11/10→		<b>11.9571-9786.2</b>	<b>220596</b>	ATE Ø 57 - Halter
			➡	☐; 11/10→		<b>11.9387-7084.2</b>	<b>220960</b>	ATE Ø 38 - Halter
			➡	☐; 11/10→		<b>11.9387-7099.2</b>	<b>221053</b>	ATE Ø 38 - Halter
2.3 MPS Turbo	191	06/09→09/14	←	☐; → 11/13		<b>11.9576-9975.2</b>	<b>220649</b>	ATE Ø 57 - Halter
			←	☐; → 11/13		<b>11.9576-9976.2</b>	<b>220650</b>	ATE Ø 57 - Halter
			➡	☐; → 11/13		<b>11.9387-7084.2</b>	<b>220960</b>	ATE Ø 38 - Halter
			➡	☐; → 11/13		<b>11.9387-7099.2</b>	<b>221053</b>	ATE Ø 38 - Halter











**Bremsschlauch**











1.6 MZR 2.0 MZR 2.5	77 110 122	12/08→09/14 01/09→09/14 03/09→09/14	➡	06/09→ 11/13	2	<b>83.7788-0383.3</b>	<b>330972</b>	L= 382
1.6 MZR 2.0 MZR 2.3 MPS Turbo	79 108 191	01/10→12/13 06/10→09/14 06/09→09/14	➡	→ 11/13	2	<b>83.7788-0383.3</b>	<b>330972</b>	L= 382
1.6 MZR CD 2.0 MZR DISI 2.2 MZR CD 2.2 MZR CD	80 111 110 136	12/08→05/13 12/08→05/13 01/09→05/13 01/09→05/13	➡	06/09→	2	<b>83.7788-0383.3</b>	<b>330972</b>	L= 382
1.6 MZR CD	85	09/10→05/13	➡	11/10→	2	<b>83.7788-0383.3</b>	<b>330972</b>	L= 382












**MAZDA - 3 Stufenheck (BK) 09/99→06/09**














**Bremssattel**








1.6 1.6 DI Turbo 2.0 2.0 MZR-CD 2.3	77 80 110 105 115	02/04→06/09 06/04→06/09 02/04→06/09 12/06→06/09 01/04→12/09	←	☐; → 05/09		<b>11.9571-9785.2</b>	<b>220595</b>	ATE Ø 57 - Halter
			←	☐; → 05/09		<b>11.9571-9786.2</b>	<b>220596</b>	ATE Ø 57 - Halter
			➡	☐; → 05/09		<b>11.9387-7015.2</b>	<b>220627</b>	ATE Ø 38 - Halter
			➡	☐; → 05/09		<b>11.9387-7016.2</b>	<b>220628</b>	ATE Ø 38 - Halter
2.0	104	04/04→06/06	←	☐		<b>11.9571-9785.2</b>	<b>220595</b>	ATE Ø 57 - Halter
			←	☐		<b>11.9571-9786.2</b>	<b>220596</b>	ATE Ø 57 - Halter
			➡	☐		<b>11.9387-7015.2</b>	<b>220627</b>	ATE Ø 38 - Halter
			➡	☐		<b>11.9387-7016.2</b>	<b>220628</b>	ATE Ø 38 - Halter
2.3	118	03/04→03/09	←	☐; → 09/04		<b>11.9571-9785.2</b>	<b>220595</b>	ATE Ø 57 - Halter
			←	☐; → 09/04		<b>11.9571-9786.2</b>	<b>220596</b>	ATE Ø 57 - Halter
			➡	☐; → 09/04		<b>11.9387-7015.2</b>	<b>220627</b>	ATE Ø 38 - Halter











	kw			 	! #			
<b>MAZDA - 3 Stufenheck (BK) 09/99→06/09</b>								
 <b>Bremssattel</b>								
2.3	118	03/04→03/09	➡	☐; → 09/04		11.9387-7016.2 220628	ATE Ø 38 - Halter	
2.3 MPS	191	01/04→12/09	⬅	☐; 12/06→ 05/09		11.9571-9785.2 220595	ATE Ø 57 - Halter	
			⬅	☐; 12/06→ 05/09		11.9571-9786.2 220596	ATE Ø 57 - Halter	
			➡	☐; 12/06→ 05/09		11.9387-7015.2 220627	ATE Ø 38 - Halter	
			➡	☐; 12/06→ 05/09		11.9387-7016.2 220628	ATE Ø 38 - Halter	
<b>Halter, Bremssattel</b>								
2.0	104	04/04→06/06	➡		2	11.0230-0698.2 260091	ATE	
2.0 2.0 MZR-CD 2.3	110 105 115	02/04→06/09 12/06→06/09 01/04→12/09	➡	→ 05/09	2	11.0230-0698.2 260091	ATE	
	118	03/04→03/09	➡	→ 09/04	2	11.0230-0698.2 260091	ATE	
	191	01/04→12/09	➡	12/06→ 05/09	2	11.0230-0698.2 260091	ATE	
<b>Feder, Bremssattel</b>								
1.6 1.6 DI Turbo 2.0 2.0 MZR-CD 2.3	77 80 110 105 115	02/04→06/09 06/04→06/09 02/04→06/09 12/06→06/09 01/04→12/09	⬅	→ 05/09	2	11.8116-0356.1 390586	ATE	
	2.0	104	04/04→06/06	⬅		2	11.8116-0340.1 390595	ATE
				➡		2	11.8116-0340.1 390595	ATE
	2.3	118	03/04→03/09	⬅	→ 09/04	2	11.8116-0356.1 390586	ATE
➡				→ 09/04	2	11.8116-0340.1 390595	ATE	
2.3 MPS	191	01/04→12/09	⬅	12/06→ 05/09	2	11.8116-0356.1 390586	ATE	
			➡	12/06→ 05/09	2	11.8116-0340.1 390595	ATE	
<b>Führungshülzensatz, Bremssattel</b>								
1.6 1.6 DI Turbo 2.0 2.0 MZR-CD 2.3	77 80 110 105 115	02/04→06/09 06/04→06/09 02/04→06/09 12/06→06/09 01/04→12/09	⬅	→ 05/09		11.0101-5407.2 260011	ATE	
	2.0	104	04/04→06/06	⬅		11.0101-5407.2 260011	ATE	
				➡		11.0101-5407.2 260011	ATE	
	2.3	118	03/04→03/09	⬅	→ 09/04		11.0101-5407.2 260011	ATE
				➡	→ 09/04		11.0101-5407.2 260011	ATE
2.3 MPS	191	01/04→12/09	⬅	12/06→ 05/09		11.0101-5407.2 260011	ATE	
			➡	12/06→ 05/09		11.0101-5407.2 260011	ATE	
<b>Führungsbolzen, Bremssattel</b>								
1.6 1.6 DI Turbo 2.0 2.0 MZR-CD 2.3	77 80 110 105 115	02/04→06/09 06/04→06/09 02/04→06/09 12/06→06/09 01/04→12/09		→ 05/09		11.8171-0008.1 990049	ATE	
	2.0	104	04/04→06/06			11.8171-0008.1 990049	ATE	
						11.8171-0008.1 990049	ATE	
	2.3	118	03/04→03/09		→ 09/04		11.8171-0008.1 990049	ATE
					12/06→ 05/09		11.8171-0008.1 990049	ATE
	2.3 MPS	191	01/04→12/09		12/06→ 05/09		11.8171-0008.1 990049	ATE
				12/06→ 05/09		11.8171-0008.1 990049	ATE	
 <b>Bremsschlauch</b>								
1.6 1.6 DI Turbo 2.0 2.0 MZR-CD 2.3	77 80 110 105 115	02/04→06/09 06/04→06/09 02/04→06/09 12/06→06/09 01/04→12/09	➡	→ 05/09	2	83.7788-0383.3 330972	L= 382	
	2.0	104	04/04→06/06	➡		2	83.7788-0383.3 330972	L= 382
				➡		2	83.7788-0383.3 330972	L= 382
	2.3	118	03/04→03/09	➡	→ 09/04	2	83.7788-0383.3 330972	L= 382
				➡	12/06→ 05/09	2	83.7788-0383.3 330972	L= 382
<b>MAZDA - 3 Stufenheck (BL) 12/08→</b>								
 <b>Bremssattel</b>								
1.6 MZR 2.0 MZR 2.2 MZR CD 2.5 ↓	77 110 110 122	02/09→09/14 03/09→09/14 01/09→09/14 05/09→09/14	⬅	☐; 06/09→ 11/13		11.9571-9785.2 220595	ATE Ø 57 - Halter	
	2.0 MZR	110	01/09→09/14	⬅	☐; 06/09→ 11/13	11.9571-9786.2 220596	ATE Ø 57 - Halter	













	kw			 	! #		
<b>MAZDA - 3 Stufenheck (BL) 12/08→</b>							
 <b>Bremssattel</b>							
1.6 MZR	77	02/09→09/14	➔	☐; 06/09→ 11/13		11.9387-7084.2 220960	ATE Ø 38 - Halter
2.0 MZR	110	03/09→09/14	➔	☐; 06/09→ 11/13		11.9387-7099.2 221053	ATE Ø 38 - Halter
2.2 MZR CD	110	01/09→09/14	➔				
2.5	122	05/09→09/14	➔				
1.6 MZR CD	80	12/08→05/13	➔	☐; 06/09→		11.9571-9785.2 220595	ATE Ø 57 - Halter
2.0 MZR DISI	111	02/09→05/13	➔	☐; 06/09→		11.9571-9786.2 220596	ATE Ø 57 - Halter
			➔	☐; 06/09→		11.9387-7084.2 220960	ATE Ø 38 - Halter
			➔	☐; 06/09→		11.9387-7099.2 221053	ATE Ø 38 - Halter
1.6 MZR CD	85	09/10→05/13	➔	☐; 11/10→		11.9571-9785.2 220595	ATE Ø 57 - Halter
			➔	☐; 11/10→		11.9571-9786.2 220596	ATE Ø 57 - Halter
			➔	☐; 11/10→		11.9387-7084.2 220960	ATE Ø 38 - Halter
			➔	☐; 11/10→		11.9387-7099.2 221053	ATE Ø 38 - Halter
2.0 MZR	108	06/10→	➔	☐; → 11/13		11.9571-9785.2 220595	ATE Ø 57 - Halter
			➔	☐; → 11/13		11.9571-9786.2 220596	ATE Ø 57 - Halter
			➔	☐; → 11/13		11.9387-7084.2 220960	ATE Ø 38 - Halter
			➔	☐; → 11/13		11.9387-7099.2 221053	ATE Ø 38 - Halter
2.2 MZR CD	136	06/09→05/13	➔	☐		11.9571-9785.2 220595	ATE Ø 57 - Halter
			➔	☐		11.9571-9786.2 220596	ATE Ø 57 - Halter
			➔	☐		11.9387-7084.2 220960	ATE Ø 38 - Halter
			➔	☐		11.9387-7099.2 221053	ATE Ø 38 - Halter
 <b>Bremsschlauch</b>							
1.6 MZR	77	02/09→09/14	➔	06/09→ 11/13	2	83.7788-0383.3 330972	L= 382
2.0 MZR	110	03/09→09/14	➔				
2.2 MZR CD	110	01/09→09/14	➔				
2.5	122	05/09→09/14	➔				
1.6 MZR CD	80	12/08→05/13	➔	06/09→	2	83.7788-0383.3 330972	L= 382
2.0 MZR DISI	111	02/09→05/13	➔				
1.6 MZR CD	85	09/10→05/13	➔	11/10→	2	83.7788-0383.3 330972	L= 382
2.0 MZR	108	06/10→	➔	→ 11/13	2	83.7788-0383.3 330972	L= 382
2.2 MZR CD	136	06/09→05/13	➔		2	83.7788-0383.3 330972	L= 382
<b>MAZDA - 5 (CR19) 02/05→12/10</b>							
 <b>Bremssattel</b>							
1.8	85	02/05→05/10	➔	☐; 03/05→ 11/06		11.9571-9785.2 220595	ATE Ø 57 - Halter
2.0	107	02/05→05/10	➔	☐; 12/06→		11.9571-9785.2 220595	ATE Ø 57 - Halter
2.0 CD	81	02/05→05/10	➔	☐; 12/06→		11.9571-9786.2 220596	ATE Ø 57 - Halter
			➔	☐; 03/05→ 11/06		11.9571-9786.2 220596	ATE Ø 57 - Halter
2.0 CD	105	02/05→05/10	➔	☐; 12/06→		11.9571-9785.2 220595	ATE Ø 57 - Halter
			➔	☐; 06/05→ 11/06		11.9571-9785.2 220595	ATE Ø 57 - Halter
			➔	☐; 12/06→		11.9571-9786.2 220596	ATE Ø 57 - Halter
			➔	☐; 06/05→ 11/06		11.9571-9786.2 220596	ATE Ø 57 - Halter
<b>Halter, Bremssattel</b>							
1.8	85	02/05→05/10	➔	03/05→;	2	11.0230-0698.2 260091	ATE
2.0	107	02/05→05/10	➔	passend für Felgenreöße [Zoll]: 15			
2.0 CD	81	02/05→05/10	➔				
2.0 CD	105	02/05→05/10	➔	06/05→;	2	11.0230-0698.2 260091	ATE
			➔	passend für Felgenreöße [Zoll]: 15			
<b>Feder, Bremssattel</b>							
1.8	85	02/05→05/10	➔	03/05→ 11/06	2	11.8116-0356.1 390586	ATE
2.0	107	02/05→05/10	➔	12/06→	2	11.8116-0356.1 390586	ATE
2.0 CD	81	02/05→05/10	➔	03/05→	2	11.8116-0340.1 390595	ATE
2.0 CD	105	02/05→05/10	➔	12/06→	2	11.8116-0356.1 390586	ATE
			➔	06/05→ 11/06	2	11.8116-0356.1 390586	ATE
			➔	06/05→	2	11.8116-0340.1 390595	ATE
<b>Führungshülzensatz, Bremssattel</b>							
1.8	85	02/05→05/10	➔	03/05→ 11/06		11.0101-5407.2 260011	ATE
2.0	107	02/05→05/10	➔				
↓							

	kW			 	! #		
<b>MAZDA - 5 (CR19) 02/05→12/10</b>							
<b>Führungshülsensatz, Bremsattel</b>							
2.0 CD	81	02/05→05/10	←	12/06→		11.0101-5407.2 260011	ATE
			→	03/05→		11.0101-5407.2 260011	ATE
2.0 CD	105	02/05→05/10	←	12/06→		11.0101-5407.2 260011	ATE
			←	06/05→ 11/06		11.0101-5407.2 260011	ATE
			→	06/05→		11.0101-5407.2 260011	ATE
<b>Führungsbolzen, Bremsattel</b>							
1.8	85	02/05→05/10		12/06→		11.8171-0008.1 990049	ATE
2.0	107	02/05→05/10		03/05→		11.8171-0008.1 990049	ATE
2.0 CD	81	02/05→05/10		03/05→ 11/06		11.8171-0008.1 990049	ATE
2.0 CD	105	02/05→05/10		12/06→		11.8171-0008.1 990049	ATE
				06/05→		11.8171-0008.1 990049	ATE
				06/05→ 11/06		11.8171-0008.1 990049	ATE
<b> Bremsschlauch</b>							
1.8	85	02/05→05/10	←	03/05→	2	83.7788-0383.3 330972	L= 382
2.0	107	02/05→05/10					
2.0 CD	81	02/05→05/10	→	03/05→	2	83.7788-0383.3 330972	L= 382
2.0 CD	105	02/05→05/10	←	06/05→	2	83.7788-0383.3 330972	L= 382
			→	06/05→	2	83.7788-0383.3 330972	L= 382
<b>MAZDA - 5 (CW) 09/10→</b>							
<b> Bremsattel</b>							
1.6 CD	85	09/10→	←			11.9571-9785.2 220595	ATE Ø 57 - Halter
1.8 MZR	85	09/10→					
2.0	106	01/11→	←			11.9571-9786.2 220596	ATE Ø 57 - Halter
2.0	108	01/11→					
2.0	110	09/10→					
2.0	111	08/14→					
<b>Feder, Bremsattel</b>							
1.6 CD	85	09/10→			2	11.8116-0356.1 390586	ATE
1.8 MZR	85	09/10→					
2.0	106	01/11→					
2.0	108	01/11→					
2.0	110	09/10→					
2.0	111	08/14→					
<b>Führungshülsensatz, Bremsattel</b>							
1.6 CD	85	09/10→	←			11.0101-5407.2 260011	ATE
1.8 MZR	85	09/10→					
2.0	106	01/11→					
2.0	108	01/11→					
2.0	110	09/10→					
2.0	111	08/14→					
<b>Führungsbolzen, Bremsattel</b>							
1.6 CD	85	09/10→				11.8171-0008.1 990049	ATE
1.8 MZR	85	09/10→					
2.0	106	01/11→					
2.0	108	01/11→					
2.0	110	09/10→					
2.0	111	08/14→					
<b> Bremsschlauch</b>							
1.6 CD	85	09/10→	→		2	83.7788-0383.3 330972	L= 382
1.8 MZR	85	09/10→					
2.0	106	01/11→					
2.0	108	01/11→					
2.0	110	09/10→					
2.0	111	08/14→					
<b>MAZDA - 6 Hatchback (GG) 08/02→12/08</b>							
<b> Bremsschlauch</b>							
1.8	88	08/02→08/07	→	→ 07/07	2	24.5288-0270.3 331227	L= 270
2.0	104	08/02→08/07					
2.0	108	03/05→08/07					
2.0 DI	89	08/02→08/07					
2.0 DI	100	08/02→08/07					
2.0 DI	105	06/05→08/07					
2.3	122	08/02→08/07					
2.5	125	08/07→12/08	→		2	24.5288-0295.3 331185	L= 295














	kw			 	! #		
<b>MAZDA - 6 Sport (GH) 08/07→07/13</b>							
 <b>Bremsschlauch</b>							
1.8 MZR 2.0 MZR 2.5 MZR	88 108 125	08/07→07/13 08/07→07/13 08/07→03/13	➔	→ 12/12	2	24.5288-0295.3 331185	L= 295
2.0 MZR 2.0 MZR-CD 2.2 D 2.2 MZR-CD 2.2 MZR-CD 2.2 MZR-CD 2.2 MZR-CD	114 103 95 92 120 132 136	01/10→12/12 08/07→10/09 01/10→12/12 01/09→12/12 01/09→12/12 01/10→12/12 01/09→12/12	➔		2	24.5288-0295.3 331185	L= 295
<b>MAZDA - 6 Sport Kombi (GH) 12/07→07/13</b>							
 <b>Bremsschlauch</b>							
1.8 MZR 2.0 MZR 2.0 MZR 2.2 D 2.2 MZR-CD 2.5 MZR	88 108 114 95 132 125	02/08→07/13 12/07→07/13 01/10→07/13 01/10→07/13 01/10→07/13 02/08→07/13	➔	→ 12/12	2	24.5288-0295.3 331185	L= 295
2.0 MZR-CD 2.2 MZR-CD 2.2 MZR-CD 2.2 MZR-CD	103 92 120 136	12/07→12/10 01/09→12/10 08/08→07/13 08/08→12/11	➔	01/09→ 12/12 01/09→	2	24.5288-0295.3 331185	L= 295
<b>MAZDA - 6 Station Wagon (GY) 08/02→12/07</b>							
 <b>Bremsschlauch</b>							
1.8 2.0 2.0 2.0 DI 2.0 DI 2.3 2.3 AWD 2.0 DI	88 104 108 89 105 122 119 100	08/02→08/07 08/02→08/07 03/05→08/07 08/02→08/07 06/05→08/07 08/02→08/07 11/02→08/07 08/02→02/05	➔	→ 07/07	2	24.5288-0270.3 331227	L= 270
<b>MAZDA - 6 Stufenheck (GG) 06/02→12/08</b>							
 <b>Bremsschlauch</b>							
1.8 2.0 2.0 2.0 DI 2.0 DI 2.0 DI 2.3 2.3 2.3 2.3 2.3 MPS Turbo	88 104 108 89 100 105 103 122 118 120 191	08/02→08/07 06/02→08/07 03/05→08/07 08/02→08/07 06/02→08/07 06/05→08/07 09/06→08/07 06/02→08/07 07/03→02/05 03/05→07/07 12/05→08/07	➔	→ 07/07	2	24.5288-0270.3 331227 24.5288-0265.3 331062	L= 270 L= 265
<b>MAZDA - 6 Stufenheck (GH) 08/07→12/13</b>							
 <b>Bremsschlauch</b>							
1.8 MZR 2.2 D 2.5 MZR	88 132 125	08/07→07/13 01/10→07/13 08/07→07/13	➔	→ 12/12	2	24.5288-0295.3 331185	L= 295
2.0 MZR 2.0 MZR 2.0 MZR-CD 2.2 D 2.2 MZR-CD 2.2 MZR-CD 2.2 MZR-CD	108 114 103 95 92 120 136	08/07→12/12 01/10→12/12 08/07→10/10 01/10→12/12 01/09→12/12 01/09→12/12 01/09→12/12	➔		2	24.5288-0295.3 331185	L= 295
<b>MAZDA - 121 III (JASM, JBSM) 03/96→04/03</b>							
 <b>Bremssattel</b>							
1.25	55	03/96→04/03	←	☐; Schaltgetriebe; → 01/00	11.3481-8513.2 220335	ATE Ø 48 - Halter	
			←	☐; Schaltgetriebe; → 01/00	11.3481-8514.2 220336	ATE Ø 48 - Halter	
			←	☐; 02/00→ 03/03; - ABS	11.3481-8515.2 220365	ATE Ø 48 - Halter	
			←	☐; 02/00→ 03/03; - ABS	24.3481-8515.5 240477	ATE Ø 48 - Halter	
			←	☐; 02/00→ 03/03; - ABS	11.3481-8516.2 220366	ATE Ø 48 - Halter	
			←	☐; 02/00→ 03/03; - ABS	24.3481-8516.5 240478	ATE Ø 48 - Halter	
			←	☐; → 01/00; Vollautomatik	11.3541-8529.2 220341	ATE Ø 54 - Halter	
↓							














	kw			 	! #		
<b>MAZDA - 121 III (JASM, JBSM) 03/96→04/03</b>							
<b>Bremssattel</b>							
1.25	55	03/96→04/03	←	☐; → 01/00; Vollautomatik	2	11.3541-8530.2 220342	ATE Ø 54 - Halter
			←	☐; 02/00→ 03/03; + ABS	2	24.3541-8531.5 240679	ATE Ø 54 - Halter
			←	☐; 02/00→ 03/03; + ABS	2	24.3541-8532.5 240680	ATE Ø 54 - Halter
1.3	37	03/96→04/03	←	☐; → 01/00	2	11.3481-8513.2 220335	ATE Ø 48 - Halter
1.3	44	03/96→04/03	←	☐; → 01/00	2	11.3481-8514.2 220336	ATE Ø 48 - Halter
1.8 D	44	03/96→04/03	←	☐; 02/00→ 03/03; - ABS	2	11.3481-8515.2 220365	ATE Ø 48 - Halter
			←	☐; 02/00→ 03/03; - ABS	2	24.3481-8515.5 240477	ATE Ø 48 - Halter
			←	☐; 02/00→ 03/03; - ABS	2	11.3481-8516.2 220366	ATE Ø 48 - Halter
			←	☐; 02/00→ 03/03; - ABS	2	24.3481-8516.5 240478	ATE Ø 48 - Halter
			←	☐; 02/00→ 03/03; + ABS	2	24.3541-8531.5 240679	ATE Ø 54 - Halter
			←	☐; 02/00→ 03/03; + ABS	2	24.3541-8532.5 240680	ATE Ø 54 - Halter
1.4	44	07/96→10/02	←	☐; → 01/00	2	11.3481-8513.2 220335	ATE Ø 48 - Halter
			←	☐; → 01/00	2	11.3481-8514.2 220336	ATE Ø 48 - Halter
			←	☐; 02/00→; - ABS	2	11.3481-8515.2 220365	ATE Ø 48 - Halter
			←	☐; 02/00→; - ABS	2	24.3481-8515.5 240477	ATE Ø 48 - Halter
			←	☐; 02/00→; - ABS	2	11.3481-8516.2 220366	ATE Ø 48 - Halter
			←	☐; 02/00→; - ABS	2	24.3481-8516.5 240478	ATE Ø 48 - Halter
			←	☐; 02/00→; + ABS	2	24.3541-8531.5 240679	ATE Ø 54 - Halter
			←	☐; 02/00→; + ABS	2	24.3541-8532.5 240680	ATE Ø 54 - Halter
<b>Halter, Bremssattel</b>							
1.25	55	03/96→04/03	←	Schaltgetriebe; → 01/00	2	11.0230-0687.1 260106	ATE
1.3	37	03/96→04/03	←	→ 01/00	2	11.0230-0687.1 260106	ATE
1.3	44	03/96→04/03					
1.4	44	07/96→10/02					
1.8 D	44	03/96→04/03					
<b>Feder, Bremssattel</b>							
1.25	55	03/96→04/03	←	02/00→ 03/03; - ABS	2	11.8116-0264.1 390594	ATE
			←	Schaltgetriebe; → 01/00	2	11.8116-0264.1 390594	ATE
			←	02/00→ 03/03; + ABS	2	11.8116-0264.1 390594	ATE
			←	→ 01/00; Vollautomatik	2	11.8116-0264.1 390594	ATE
1.3	37	03/96→04/03	←	→ 01/00	2	11.8116-0264.1 390594	ATE
1.3	44	03/96→04/03	←	02/00→ 03/03; - ABS	2	11.8116-0264.1 390594	ATE
1.8 D	44	03/96→04/03	←	02/00→ 03/03; + ABS	2	11.8116-0264.1 390594	ATE
1.4	44	07/96→10/02	←	02/00→; + ABS	2	11.8116-0264.1 390594	ATE
			←	→ 01/00	2	11.8116-0264.1 390594	ATE
			←	02/00→; - ABS	2	11.8116-0264.1 390594	ATE
<b>Führungshülzensatz, Bremssattel</b>							
1.25	55	03/96→04/03	←	→ 01/00; Vollautomatik	2	11.0101-5407.2 260011	ATE
			←	02/00→ 03/03; + ABS	2	11.0101-5407.2 260011	ATE
			←	Schaltgetriebe; → 01/00	2	11.0101-5407.2 260011	ATE
			←	02/00→ 03/03; - ABS	2	11.0101-5407.2 260011	ATE
1.3	37	03/96→04/03	←	02/00→ 03/03; + ABS	2	11.0101-5407.2 260011	ATE
1.3	44	03/96→04/03	←	02/00→ 03/03; - ABS	2	11.0101-5407.2 260011	ATE
1.8 D	44	03/96→04/03	←	→ 01/00	2	11.0101-5407.2 260011	ATE
1.4	44	07/96→10/02	←	02/00→; + ABS	2	11.0101-5407.2 260011	ATE
			←	02/00→; - ABS	2	11.0101-5407.2 260011	ATE
			←	→ 01/00	2	11.0101-5407.2 260011	ATE
<b>Führungsbolzen, Bremssattel</b>							
1.25	55	03/96→04/03		→ 01/00; Vollautomatik	2	11.8171-0008.1 990049	ATE
			←	02/00→ 03/03; + ABS	2	11.8171-0008.1 990049	ATE
			←	02/00→ 03/03; - ABS	2	11.8171-0008.1 990049	ATE
			←	Schaltgetriebe; → 01/00	2	11.8171-0008.1 990049	ATE
1.3	37	03/96→04/03	←	02/00→ 03/03; + ABS	2	11.8171-0008.1 990049	ATE
1.3	44	03/96→04/03					
↓							











	kw					! #		
<b>MAZDA - 121 III (JASM, JBSM) 03/96→04/03</b>								
<b>Führungsbolzen, Bremsattel</b>								
1.8 D	44	03/96→04/03	←	02/00→ 03/03; - ABS		11.8171-0008.1	990049	ATE
			←	→ 01/00		11.8171-0008.1	990049	ATE
1.4	44	07/96→10/02	←	02/00→; + ABS		11.8171-0008.1	990049	ATE
			←	02/00→; - ABS		11.8171-0008.1	990049	ATE
			←	→ 01/00		11.8171-0008.1	990049	ATE
<b>Dichtungssatz, Bremsattel</b>								
1.25	55	03/96→04/03	←	Schaltgetriebe; → 01/00		11.0441-4805.2	250020	ATE
			←	→ 01/00; Vollautomatik		11.0441-5402.2	250028	ATE
1.3	37	03/96→04/03	←	→ 01/00		11.0441-4805.2	250020	ATE
1.3	44	03/96→04/03						
1.4	44	07/96→10/02						
1.8 D	44	03/96→04/03						
<b>MAZDA - 323 III Station Wagon (BW) 01/86→10/98</b>								
<b>Zubehörsatz, Bremsattel</b>								
1.6	63	09/86→10/95	←	→ 12/94		24.0101-5102.2	260056	SUM
<b>MAZDA - 323 C V (BA) 08/94→01/01</b>								
<b>Zubehörsatz, Bremsattel</b>								
1.3 16V	54	08/94→09/98	←	→ 08/98		24.0101-5102.2	260056	SUM
<b>MAZDA - 323 F VI (BJ) 09/98→05/04</b>								
 <b>Bremsattel</b>								
1.6	70	01/01→05/04	←	☐; → 10/03		24.3571-1703.5	240099	AKE Ø 57 - Halter
1.6	72	01/01→05/04	←	☐; → 10/03		24.3571-1704.5	240100	AKE Ø 57 - Halter
2.0	96	01/01→05/04	←	☐; → 10/03		24.3571-1704.5	240100	AKE Ø 57 - Halter
2.0 TD	74	01/01→05/04	→	☐; → 10/03		24.3354-1701.5	240347	AKE Ø 35 - Halter
			→	☐; → 10/03		24.3354-1702.5	240348	AKE Ø 35 - Halter
1.9 16V	84	09/98→01/01	←	☐; → 12/00		24.3571-1703.5	240099	AKE Ø 57 - Halter
2.0 D	52	09/98→05/04	←	☐; → 12/00		24.3571-1704.5	240100	AKE Ø 57 - Halter
2.0 TD	66	09/98→12/01	→	☐; → 12/00		24.3354-1701.5	240347	AKE Ø 35 - Halter
			→	☐; → 12/00		24.3354-1702.5	240348	AKE Ø 35 - Halter
2.0	98	02/00→09/04	←	☐; 01/01→ 10/03		24.3571-1703.5	240099	AKE Ø 57 - Halter
			←	☐; 01/01→ 10/03		24.3571-1704.5	240100	AKE Ø 57 - Halter
			→	☐; 01/01→ 10/03		24.3354-1701.5	240347	AKE Ø 35 - Halter
			→	☐; 01/01→ 10/03		24.3354-1702.5	240348	AKE Ø 35 - Halter
 <b>Bremsschlauch</b>								
1.4	53	01/01→05/04	←	→ 10/03	2	24.5288-0375.3	331012	L= 375,5
1.6	70	01/01→05/04						
1.6	72	01/01→05/04						
2.0	96	01/01→05/04						
2.0 TD	74	01/01→05/04						
1.4 16V	54	09/98→01/01	←	→ 12/00	2	24.5288-0375.3	331012	L= 375,5
1.5 16V	65	09/98→01/01						
1.9 16V	84	09/98→01/01						
2.0 D	52	09/98→05/04						
2.0 TD	66	09/98→12/01						
2.0	98	02/00→09/04	←	01/01→ 10/03	2	24.5288-0375.3	331012	L= 375,5
<b>MAZDA - 323 P V (BA) 10/96→09/98</b>								
<b>Zubehörsatz, Bremsattel</b>								
1.3 16V	54	10/96→09/98	←	→ 08/98		24.0101-5102.2	260056	SUM
<b>MAZDA - 323 S V (BA) 09/92→12/03</b>								
<b>Zubehörsatz, Bremsattel</b>								
1.3 16V	54	08/94→09/98	←	→ 08/98		24.0101-5102.2	260056	SUM
<b>MAZDA - 323 S VI (BJ) 05/98→05/04</b>								
 <b>Bremsattel</b>								
1.6	70	01/01→05/04	←	☐; → 10/03		24.3571-1703.5	240099	AKE Ø 57 - Halter
1.6	72	01/01→05/04	←	☐; → 10/03		24.3571-1704.5	240100	AKE Ø 57 - Halter
2.0	96	01/01→05/04	←	☐; → 10/03		24.3571-1704.5	240100	AKE Ø 57 - Halter
↓								










	kw			 	! #		
<b>MAZDA - 323 S VI (BJ) 05/98→05/04</b>							
 <b>Bremssattel</b>							
1.6	70	01/01→05/04	➡	☐; → 10/03		24.3354-1701.5 240347	AKE Ø 35 - Halter
1.6	72	01/01→05/04	➡	☐; → 10/03		24.3354-1702.5 240348	AKE Ø 35 - Halter
2.0	96	01/01→05/04	➡	☐; → 10/03			
1.6	80	09/98→02/01	➡	☐; 01/01→		24.3571-1703.5 240099	AKE Ø 57 - Halter
2.0 DiTD	74	10/00→10/02	➡	☐; 01/01→		24.3571-1704.5 240100	AKE Ø 57 - Halter
			➡	☐; 01/01→		24.3354-1701.5 240347	AKE Ø 35 - Halter
			➡	☐; 01/01→		24.3354-1702.5 240348	AKE Ø 35 - Halter
1.9 16V	84	09/98→05/04	➡	☐; → 12/00		24.3571-1703.5 240099	AKE Ø 57 - Halter
2.0 D	52	09/98→05/04	➡	☐; → 12/00		24.3571-1704.5 240100	AKE Ø 57 - Halter
2.0 TD	66	09/98→05/04	➡	☐; → 12/00		24.3354-1701.5 240347	AKE Ø 35 - Halter
			➡	☐; → 12/00		24.3354-1702.5 240348	AKE Ø 35 - Halter
2.0	98	02/00→05/04	➡	☐; 01/01→ 10/03		24.3571-1703.5 240099	AKE Ø 57 - Halter
			➡	☐; 01/01→ 10/03		24.3571-1704.5 240100	AKE Ø 57 - Halter
			➡	☐; 01/01→ 10/03		24.3354-1701.5 240347	AKE Ø 35 - Halter
			➡	☐; 01/01→ 10/03		24.3354-1702.5 240348	AKE Ø 35 - Halter
 <b>Bremsschlauch</b>							
1.4	53	01/01→05/04	➡	→ 10/03	2	24.5288-0375.3 331012	L= 375,5
1.6	70	01/01→05/04	➡	→ 10/03			
1.6	72	01/01→05/04	➡	→ 10/03			
2.0	96	01/01→05/04	➡	→ 10/03			
1.4 16V	54	09/98→01/01	➡	→ 12/00	2	24.5288-0375.3 331012	L= 375,5
1.5 16V	65	09/98→01/01	➡	→ 12/00			
1.9 16V	84	09/98→05/04	➡	→ 12/00			
2.0 D	52	09/98→05/04	➡	→ 12/00			
2.0 TD	66	09/98→05/04	➡	→ 12/00			
1.6	80	09/98→02/01	➡	01/01→	2	24.5288-0375.3 331012	L= 375,5
2.0 DiTD	74	10/00→10/02	➡	01/01→			
2.0	98	02/00→05/04	➡	01/01→ 10/03	2	24.5288-0375.3 331012	L= 375,5
<b>MAZDA - 626 IV (GE) 08/91→08/98</b>							
 <b>Bremssattel</b>							
1.8 i	77	01/92→04/97	➡	☐; → 04/94		24.3571-1703.5 240099	AKE Ø 57 - Halter
2.0 D GLX Complex	55	10/92→04/97	➡	☐; → 04/94		24.3571-1704.5 240100	AKE Ø 57 - Halter
2.0 i	85	01/92→04/97	➡	☐; → 04/94			
2.0 i 4WD	85	04/92→04/97	➡	☐; → 04/94			
2.5 24V	121	01/92→04/97	➡	☐; → 04/94			
<b>Zubehörsatz, Bremssattel</b>							
1.8 i	77	01/92→04/97	➡	→ 04/94		24.0101-5701.2 260065	AKE
2.0 D GLX Complex	55	10/92→04/97	➡	→ 04/94		24.0101-3001.2 260039	AKE
2.0 i	85	01/92→04/97	➡	→ 04/94			
2.5 24V	121	01/92→04/97	➡	→ 04/94			
2.0 i 4WD	85	04/92→04/97	➡	→ 04/94		24.0101-5701.2 260065	AKE
<b>MAZDA - 626 IV Hatchback (GE) 08/91→08/98</b>							
 <b>Bremssattel</b>							
1.8	77	08/91→04/97	➡	☐; → 04/94		24.3571-1703.5 240099	AKE Ø 57 - Halter
2.0 D GLX Complex	55	01/93→04/97	➡	☐; → 04/94		24.3571-1704.5 240100	AKE Ø 57 - Halter
2.0 i	85	08/91→04/97	➡	☐; → 04/94			
2.5 24V	121	01/92→04/97	➡	☐; → 04/94			
<b>Zubehörsatz, Bremssattel</b>							
1.8	77	08/91→04/97	➡	→ 04/94		24.0101-5701.2 260065	AKE
2.0 D GLX Complex	55	01/93→04/97	➡	→ 04/94		24.0101-3001.2 260039	AKE
2.0 i	85	08/91→04/97	➡	→ 04/94			
2.5 24V	121	01/92→04/97	➡	→ 04/94			
<b>MAZDA - 626 V (GF) 05/97→12/02</b>							
 <b>Bremssattel</b>							
1.8	66	05/97→12/99	➡	☐; → 11/99		24.3571-1703.5 240099	AKE Ø 57 - Halter
			➡	☐; → 11/99		24.3571-1704.5 240100	AKE Ø 57 - Halter
1.8	74	12/99→10/02	➡	☐		24.3571-1703.5 240099	AKE Ø 57 - Halter
2.0	85	05/97→10/02	➡	☐			
2.0	93	01/98→10/02	➡	☐		24.3571-1704.5 240100	AKE Ø 57 - Halter
2.0	100	04/98→10/02	➡	☐			
2.0 DI TD	66	04/98→10/02	➡	☐			
2.0 TD	81	10/00→10/02	➡	☐			
2.0 Turbo DI	74	04/98→10/02	➡	☐			






















	kw					! #		
<b>MAZDA - 626 V Hatchback (GF) 05/97→12/02</b>								
 <b>Bremssattel</b>								
1.8	66	05/97→12/99	←	☐; → 11/99		24.3571-1703.5	240099	AKE Ø 57 - Halter
			←	☐; → 11/99		24.3571-1704.5	240100	AKE Ø 57 - Halter
1.8	74	12/99→10/02	←	☐		24.3571-1703.5	240099	AKE Ø 57 - Halter
2.0	85	05/97→10/02	←	☐		24.3571-1704.5	240100	AKE Ø 57 - Halter
2.0	93	01/98→10/02	←	☐				
2.0 DITD	66	04/98→10/02						
2.0 H.P.	100	02/98→10/02						
2.0 TD	81	10/00→10/02						
2.0 Turbo DI	74	04/98→10/02						
<b>MAZDA - 626 V Station Wagon (GW) 01/98→12/02</b>								
 <b>Bremssattel</b>								
1.8	66	02/98→01/00	→	☐; → 12/99		24.3354-1701.5	240347	AKE Ø 35 - Halter
			→	☐; → 12/99		24.3354-1702.5	240348	AKE Ø 35 - Halter
2.0	85	02/98→10/02	→	☐; → 09/99		24.3354-1701.5	240347	AKE Ø 35 - Halter
2.0	93	01/98→10/02	→	☐; → 09/99				
2.0 H.P.	100	02/98→10/02	→	☐; → 09/99		24.3354-1702.5	240348	AKE Ø 35 - Halter
2.0 DITD	66	09/99→10/02	→	☐				
2.0 TD	81	10/00→10/02	→	☐		24.3354-1701.5	240347	AKE Ø 35 - Halter
2.0 Turbo DI	74	04/98→10/02	→	☐				
<b>MAZDA - DEMIO (DW) 01/96→07/03</b>								
 <b>Bremsschlauch</b>								
1.3 16V	46	08/98→07/03	→	☐; → 10/02		24.5285-0269.3	331137	L= 269
1.5 16V	55	04/00→07/03	→	☐; → 10/02				
1.3 i 16V	53	08/98→04/00	→	☐; → 03/00		24.5285-0269.3	331137	L= 269
1.5 i 16V	64	10/96→12/02	→	☐; 04/00→ 10/02				
<b>MAZDA - MX-5 II (NB) 01/98→10/05</b>								
 <b>Bremsschlauch</b>								
1.6 16V	81	05/98→10/05	←	☐; → 07/00		24.5265-0335.3	331070	L= 335
			←	☐; 08/00→; Sport				
			←	☐; 08/00→; Sport		24.5265-0345.3	331091	L= 345
			→	☐				
			→	☐		24.5265-0275.3	331069	L= 275
			→	☐				
			→	☐		24.5268-0270.3	331072	L= 270
			→	☐				
1.8	103	01/98→07/02	←	☐; 05/98→ 07/00		24.5265-0335.3	331070	L= 335
			→	☐; 05/98→ 07/00				
			→	☐; 05/98→ 07/00		24.5265-0275.3	331069	L= 275
			→	☐; 05/98→ 07/00				
			→	☐; 05/98→ 07/00		24.5268-0270.3	331072	L= 270
			→	☐; 05/98→ 07/00				
1.8	107	08/02→10/05	←	☐; - ABS		24.5265-0335.3	331070	L= 335
1.8 16V	102	11/00→10/05	←	☐; + ABS				
1.8 16V	107	11/00→10/05	←	☐; + ABS		24.5265-0345.3	331091	L= 345
1.8 i	113	04/02→10/05	←	☐; + ABS				
1.8 i Turbo	136	04/02→10/05	←	☐; + ABS		24.5265-0346.3	331092	L= 345
1.8 i Turbo	157	01/02→10/02	→	☐				
			→	☐		24.5265-0275.3	331069	L= 275
			→	☐				
			→	☐		24.5268-0270.3	331072	L= 270
			→	☐				
1.8 16V	103	05/98→10/05	←	☐; → 07/00		24.5265-0335.3	331070	L= 335
			→	☐; → 07/00				
			→	☐; → 07/00		24.5265-0275.3	331069	L= 275
			→	☐; → 07/00				
			→	☐; → 07/00		24.5268-0270.3	331072	L= 270
			→	☐; → 07/00				
<b>MAZDA - MX-6 (GE) 07/91→02/97</b>								
 <b>Bremssattel</b>								
2.0	85	02/92→02/97	←	☐		24.3571-1703.5	240099	AKE Ø 57 - Halter
2.5 24V	121	02/92→02/97	←	☐				
2.5 24V	123	02/93→11/95	←	☐		24.3571-1704.5	240100	AKE Ø 57 - Halter
2.5 i 24V	120	08/94→02/97						
<b>Zubehörsatz, Bremssattel</b>								
2.0	85	02/92→02/97	←			24.0101-5701.2	260065	AKE
2.5 24V	121	02/92→02/97	←					
2.5 24V	123	02/93→11/95	→			24.0101-3001.2	260039	AKE
2.5 i 24V	120	08/94→02/97	→					
<b>MAZDA - PREMACY (CP) 07/99→03/05</b>								
 <b>Bremssattel</b>								
1.9	74	07/99→03/05	→	☐; + ABS		24.3354-1701.5	240347	AKE Ø 35 - Halter
2.0 TD	74	07/00→03/05						
↓								








	kw			 	! #		
<b>MAZDA - PREMACY (CP) 07/99→03/05</b>							
 <b>Bremssattel</b>							
1.9 2.0 TD	74 74	07/99→03/05 07/00→03/05	➔	☐; + ABS		24.3354-1702.5 240348	AKE Ø 35 - Halter
1.9 2.0	84 96	07/99→03/05 11/01→03/05	➔	☐		24.3354-1701.5 240347	AKE Ø 35 - Halter
			➔	☐		24.3354-1702.5 240348	AKE Ø 35 - Halter
2.0	107	02/05→03/05	➔	☐; 03/05→		11.9571-9785.2 220595	ATE Ø 57 - Halter
			➔	☐; 03/05→		11.9571-9786.2 220596	ATE Ø 57 - Halter
2.0 TD	66	10/99→07/00	➔	☐; → 06/00		24.3354-1701.5 240347	AKE Ø 35 - Halter
			➔	☐; → 06/00		24.3354-1702.5 240348	AKE Ø 35 - Halter
<b>Halter, Bremssattel</b>							
2.0	107	02/05→03/05	➔	03/05→; passend für Felgenreöße [Zoll]: 15	2	11.0230-0698.2 260091	ATE
<b>Feder, Bremssattel</b>							
2.0	107	02/05→03/05		03/05→	2	11.8116-0340.1 390595	ATE
			➔	03/05→	2	11.8116-0356.1 390586	ATE
<b>Führungshülsensatz, Bremssattel</b>							
2.0	107	02/05→03/05	➔	03/05→		11.0101-5407.2 260011	ATE
			➔	03/05→		11.0101-5407.2 260011	ATE
<b>Führungsbolzen, Bremssattel</b>							
2.0	107	02/05→03/05		03/05→		11.8171-0008.1 990049	ATE
 <b>Bremsschlauch</b>							
1.9 1.9 2.0 2.0 TD	74 84 96 74	07/99→03/05 07/99→03/05 11/01→03/05 07/00→03/05	➔		2	24.5288-0375.3 331012	L= 375,5
2.0	107	02/05→03/05	➔	03/05→	2	83.7788-0383.3 330972	L= 382
2.0 TD	66	10/99→07/00	➔	→ 06/00	2	24.5288-0375.3 331012	L= 375,5
<b>MAZDA - XEDOS 6 (CA) 01/92→10/99</b>							
 <b>Bremssattel</b>							
1.6 16V	79	06/94→10/99	➔	☐; → 09/99		24.3571-1703.5 240099	AKE Ø 57 - Halter
			➔	☐; → 09/99		24.3571-1704.5 240100	AKE Ø 57 - Halter
2.0 V6	103	06/94→10/99	➔	☐		24.3571-1703.5 240099	AKE Ø 57 - Halter
			➔	☐		24.3571-1704.5 240100	AKE Ø 57 - Halter
<b>Zubehörsatz, Bremssattel</b>							
1.6 16V	79	06/94→10/99	➔	→ 09/99		24.0101-5701.2 260065	AKE
			➔	→ 09/99		24.0101-3001.2 260039	AKE
2.0 V6	103	06/94→10/99	➔			24.0101-5701.2 260065	AKE
			➔			24.0101-3001.2 260039	AKE
<b>MERCEDES-BENZ - 100 Bus (631) 02/88→04/96</b>							
 <b>Bremssattel</b>							
2.0 D	45	09/93→04/96	➔	→ 02/96	2	24.3481-1759.5 240339	BDX Ø 48 - Halter
D (631.333, 631.343, 631.334, 631.344)	55	12/90→02/96	➔		2	24.3481-1759.5 240339	BDX Ø 48 - Halter
 <b>Bremsschlauch</b>							
2.0 D	45	09/93→04/96	➔	→ 02/96	4	24.5232-0388.3 330580	L= 360
D (631.333, 631.343, 631.334, 631.344)	55	12/90→02/96	➔		4	24.5232-0388.3 330580	L= 360
<b>MERCEDES-BENZ - 100 Kasten (631) 02/88→04/96</b>							
 <b>Bremssattel</b>							
2.0 D	45	09/93→04/96	➔	→ 02/96	2	24.3481-1759.5 240339	BDX Ø 48 - Halter
D (631.332, 631.342)	55	12/90→02/96	➔		2	24.3481-1759.5 240339	BDX Ø 48 - Halter
↓							








	kw					! #		
<b>MERCEDES-BENZ - 100 Kasten (631) 02/88→04/96</b>								
 <b>Bremsschlauch</b>								
2.0 D	45	09/93→04/96	←	→ 02/96		4	24.5232-0388.3 330580	L= 360
D (631.332, 631.342)	55	12/90→02/96	←			4	24.5232-0388.3 330580	L= 360
<b>MERCEDES-BENZ - A-KLASSE (W168) 07/97→08/04</b>								
 <b>Bremssattel</b>								
A 140 (168.031, 168.131)	60	07/97→08/04	←	☐; 09/97→; langer Radstand; Baumuster: 168.131			24.3541-1753.7 220479	TRW Ø 54 - Halter
			←	☐; 09/97→; langer Radstand; Baumuster: 168.131			24.3541-1754.7 220480	TRW Ø 54 - Halter
			←	☐; 09/97→; kurzer Radstand; Baumuster: 168.031			24.3541-1759.7 220491	TRW Ø 54 - Halter
			←	☐; 09/97→; kurzer Radstand; Baumuster: 168.031			24.3541-1760.7 220492	TRW Ø 54 - Halter
A 140 (168.031, 168.131)	60	01/01→08/04	←	☐; langer Radstand; Baumuster: 168.131			24.3541-1753.7 220479	TRW Ø 54 - Halter
			←	☐; langer Radstand; Baumuster: 168.131			24.3541-1754.7 220480	TRW Ø 54 - Halter
			←	☐; kurzer Radstand; Baumuster: 168.031			24.3541-1759.7 220491	TRW Ø 54 - Halter
			←	☐; kurzer Radstand; Baumuster: 168.031			24.3541-1760.7 220492	TRW Ø 54 - Halter
A 160 (168.033, 168.133)	75	07/97→08/04	←	☐; 09/97→			24.3541-1753.7 220479	TRW Ø 54 - Halter
			←	☐; 09/97→			24.3541-1754.7 220480	TRW Ø 54 - Halter
			→	☐; 09/97→; langer Radstand; Baumuster: 168.133			24.3281-1701.5 240433	TRW Ø 28 - Halter
			→	☐; 09/97→; langer Radstand; Baumuster: 168.133			24.3281-1702.5 240434	TRW Ø 28 - Halter
A 160 CDI (168.006)	55	02/01→08/04	←	☐			24.3541-1759.7 220491	TRW Ø 54 - Halter
			←	☐			24.3541-1760.7 220492	TRW Ø 54 - Halter
A 160 CDI (168.007)	44	07/98→02/01	←	☐; 08/98→ 01/01			24.3541-1759.7 220491	TRW Ø 54 - Halter
			←	☐; 08/98→ 01/01			24.3541-1760.7 220492	TRW Ø 54 - Halter
A 170 CDI (168.008)	66	07/98→02/01	←	☐; → 01/01			24.3541-1753.7 220479	TRW Ø 54 - Halter
			←	☐; → 01/01			24.3541-1754.7 220480	TRW Ø 54 - Halter
A 170 CDI (168.009, 168.109)	70	02/01→08/04	←	☐			24.3541-1753.7 220479	TRW Ø 54 - Halter
			←	☐			24.3541-1754.7 220480	TRW Ø 54 - Halter
			→	☐; langer Radstand; Baumuster: 168.109			24.3281-1701.5 240433	TRW Ø 28 - Halter
			→	☐; langer Radstand; Baumuster: 168.109			24.3281-1702.5 240434	TRW Ø 28 - Halter
A 190 (168.032, 168.132)	92	03/99→08/04	→	☐; 05/99→			24.3281-1701.5 240433	TRW Ø 28 - Halter
			→	☐; 05/99→			24.3281-1702.5 240434	TRW Ø 28 - Halter
 <b>Bremsschlauch</b>								
A 140 (168.031, 168.131)	60	07/97→08/04	←	09/97→		2	24.5123-0281.3 330877	L= 280
			→	09/97→; Trommelbremse		2	24.5237-0342.3 331404	L= 342
A 140 (168.031, 168.131)	60	01/01→08/04	←			2	24.5123-0281.3 330877	L= 280
			→	Trommelbremse		2	24.5237-0342.3 331404	L= 342
A 160 (168.033, 168.133)	75	07/97→08/04	←	09/97→		2	24.5123-0281.3 330877	L= 280
			→	09/97→; Trommelbremse		2	24.5237-0342.3 331404	L= 342
			→	09/97→; Scheibenbremse		2	24.5237-0342.3 331404	L= 342
			→	am Bremssattel; 09/97→; Scheibenbremse		2	24.5238-0230.3 330673	L= 230
A 160 CDI (168.006)	55	02/01→08/04	←			2	24.5123-0281.3 330877	L= 280
			→			2	24.5237-0342.3 331404	L= 342
A 160 CDI (168.007)	44	07/98→02/01	←	08/98→ 01/01		2	24.5123-0281.3 330877	L= 280
			→	08/98→ 01/01		2	24.5237-0342.3 331404	L= 342
A 170 CDI (168.008)	66	07/98→02/01	←	→ 01/01		2	24.5123-0281.3 330877	L= 280
			→	→ 01/01		2	24.5237-0342.3 331404	L= 342
A 170 CDI (168.009, 168.109)	70	02/01→08/04	←			2	24.5123-0281.3 330877	L= 280
			→	Scheibenbremse		2	24.5237-0342.3 331404	L= 342
↓								

	kW					! #		
<b>MERCEDES-BENZ - A-KLASSE (W168) 07/97→08/04</b>								
 <b>Bremsschlauch</b>								
A 170 CDI (168.009, 168.109)	70	02/01→08/04	➔	Trommelbremse	2	24.5237-0342.3	331404	L= 342
			➔	am Bremssattel; Scheibenbremse	2	24.5238-0230.3	330673	L= 230
A 190 (168.032, 168.132)	92	03/99→08/04	➔	05/99→	2	24.5123-0281.3	330877	L= 280
			➔	05/99→	2	24.5237-0342.3	331404	L= 342
			➔	am Bremssattel; 05/99→	2	24.5238-0230.3	330673	L= 230
A 210 (168.035, 168.135)	103	03/02→08/04	➔		2	24.5123-0281.3	330877	L= 280
			➔		2	24.5237-0342.3	331404	L= 342
			➔	am Bremssattel	2	24.5238-0230.3	330673	L= 230
<b>MERCEDES-BENZ - A-KLASSE (W169) 09/04→06/12</b>								
 <b>Bremssattel</b>								
A 150 (169.031, 169.331)	70	09/04→06/12	➔	☐; J 215301→; → 05/12		24.3571-1749.5	240609	TRW Ø 57 - Halter
A 160 (169.031, 169.331)	70	04/09→06/12	➔	☐; J 215301→; → 05/12		24.3571-1750.5	240610	TRW Ø 57 - Halter
			➔	☐; → J 215300		24.3571-1751.7	220709	TRW Ø 57 - Halter
			➔	☐; → J 215300		24.3571-1752.7	220710	TRW Ø 57 - Halter
			➔	☐; → 05/12		24.3301-1703.7	220683	TRW Ø 30 - Halter
			➔	☐; → 05/12		24.3301-1704.7	220684	TRW Ø 30 - Halter
A 160 CDI (169.006, 169.306)	60	09/04→06/12	➔	☐; J 215301→; → 05/12; nicht für erhöhte Nutzlast		24.3571-1749.5	240609	TRW Ø 57 - Halter
			➔	☐; → 05/12; für erhöhte Nutzlast		24.3571-1749.5	240609	TRW Ø 57 - Halter
			➔	☐; J 215301→; → 05/12; nicht für erhöhte Nutzlast		24.3571-1750.5	240610	TRW Ø 57 - Halter
			➔	☐; → 05/12; für erhöhte Nutzlast		24.3571-1750.5	240610	TRW Ø 57 - Halter
			➔	☐; → J 215300; nicht für erhöhte Nutzlast		24.3571-1751.7	220709	TRW Ø 57 - Halter
			➔	☐; → J 215300; nicht für erhöhte Nutzlast		24.3571-1752.7	220710	TRW Ø 57 - Halter
			➔	☐; → 05/12		24.3301-1703.7	220683	TRW Ø 30 - Halter
			➔	☐; → 05/12		24.3301-1704.7	220684	TRW Ø 30 - Halter
A 170 (169.032, 169.332)	85	09/04→06/12	➔	☐; → J 474114		24.3571-1749.5	240609	TRW Ø 57 - Halter
A 180 (169.032, 169.332)	85	04/09→06/12	➔	☐; J 474115→; → 05/12		24.3571-1749.5	240609	TRW Ø 57 - Halter
A 180 CDI (169.007, 169.307)	80	09/04→06/12	➔	☐; J 474115→; → 05/12		24.3571-1750.5	240610	TRW Ø 57 - Halter
A 200 (169.033, 169.333)	100	09/04→06/12	➔	☐; → J 474114		24.3571-1750.5	240610	TRW Ø 57 - Halter
			➔	☐; → 05/12		24.3301-1703.7	220683	TRW Ø 30 - Halter
			➔	☐; → 05/12		24.3301-1704.7	220684	TRW Ø 30 - Halter
A 200 CDI (169.008, 169.308)	103	09/04→06/12	➔	☐; → J 474114		24.3571-1747.7	220691	TRW Ø 57 - Halter
A 200 CDI (169.308)	100	09/04→06/12	➔	☐; → J 474114		24.3571-1748.7	220692	TRW Ø 57 - Halter
A 200 TURBO (169.034, 169.334)	142	09/05→06/12	➔	☐; → 05/12		24.3301-1703.7	220683	TRW Ø 30 - Halter
			➔	☐; → 05/12		24.3301-1704.7	220684	TRW Ø 30 - Halter
<b>Zubehörsatz, Bremssattel</b>								
A 150 (169.031, 169.331)	70	09/04→06/12		→ 05/12		24.0101-3802.2	260100	TRW
A 160 (169.031, 169.331)	70	04/09→06/12		J 215301→; → 05/12		24.0101-3802.2	260100	TRW
			➔	→ J 215300		24.0101-3802.2	260100	TRW
A 160 CDI (169.006, 169.306)	60	09/04→06/12		J 215301→; → 05/12; nicht für erhöhte Nutzlast		24.0101-3802.2	260100	TRW
				→ 05/12		24.0101-3802.2	260100	TRW
			➔	→ J 215300; nicht für erhöhte Nutzlast		24.0101-3802.2	260100	TRW
			➔	→ 05/12; für erhöhte Nutzlast		24.0101-3802.2	260100	TRW
A 170 (169.032, 169.332)	85	09/04→06/12		→ 05/12		24.0101-3802.2	260100	TRW
A 180 (169.032, 169.332)	85	04/09→06/12		J 474115→; → 05/12		24.0101-3802.2	260100	TRW
A 180 CDI (169.007, 169.307)	80	09/04→06/12	➔	→ J 474114		24.0101-3802.2	260100	TRW
A 200 (169.033, 169.333)	100	09/04→06/12						
A 200 CDI (169.008, 169.308)	103	09/04→06/12		→ J 474114		24.0101-3802.2	260100	TRW
A 200 CDI (169.308)	100	09/04→06/12		→ 05/12		24.0101-3802.2	260100	TRW

	kw					! #		
<b>MERCEDES-BENZ - A-KLASSE (W169) 09/04→06/12</b>								
<b>Zubehörsatz, Bremssattel</b>								
A 200 TURBO (169.034, 169.334)	142	09/05→06/12		→ J 474114			24.0101-3802.2 260100	TRW
				→ 05/12			24.0101-3802.2 260100	TRW
<b> Bremsschlauch</b>								
A 150 (169.031, 169.331)	70	09/04→06/12	←	→ 05/12		2	24.5126-0474.3 331017	L= 474,7
A 160 (169.031, 169.331)	70	04/09→06/12	→	→ 05/12		2	24.5238-0230.3 330673	L= 230
A 160 CDI (169.006, 169.306)	60	09/04→06/12						
A 170 (169.032, 169.332)	85	09/04→06/12						
A 180 (169.032, 169.332)	85	04/09→06/12						
A 180 CDI (169.007, 169.307)	80	09/04→06/12						
A 200 (169.033, 169.333)	100	09/04→06/12						
A 200 CDI (169.008, 169.308)	103	09/04→06/12						
A 200 CDI (169.308)	100	09/04→06/12						
A 200 TURBO (169.034, 169.334)	142	09/05→06/12						
E-CELL (169.090)	50	12/10→06/12						
<b>MERCEDES-BENZ - B-KLASSE (W245) 03/05→11/11</b>								
<b> Bremssattel</b>								
B 150 (245.231)	70	03/05→11/11	←	☐; → 04/11			24.3571-1749.5 240609	TRW Ø 57 - Halter
B 160 (245.231)	70	04/09→11/11						
B 170 (245.232)	85	03/05→11/11	←	☐; → 04/11			24.3571-1750.5 240610	TRW Ø 57 - Halter
B 180 (245.232)	85	04/09→11/11	→	☐; → 04/11			24.3301-1703.7 220683	TRW Ø 30 - Halter
			→	☐; → 04/11			24.3301-1704.7 220684	TRW Ø 30 - Halter
B 170 NGT (245.233)	85	04/08→11/11	←	☐; → 04/09			24.3571-1747.7 220691	TRW Ø 57 - Halter
			←	☐; → 04/09			24.3571-1748.7 220692	TRW Ø 57 - Halter
			→	☐; → 04/09			24.3301-1703.7 220683	TRW Ø 30 - Halter
			→	☐; → 04/09			24.3301-1704.7 220684	TRW Ø 30 - Halter
B 180 CDI (245.207)	80	03/05→11/11	←	☐; → 04/11			24.3571-1747.7 220691	TRW Ø 57 - Halter
B 200 (245.233)	100	03/05→11/11	←	☐; → 04/11			24.3571-1748.7 220692	TRW Ø 57 - Halter
B 200 CDI (245.208)	100	03/05→11/11	→	☐; → 04/11			24.3301-1703.7 220683	TRW Ø 30 - Halter
B 200 CDI (245.208)	103	03/05→11/11	→	☐; → 04/11			24.3301-1704.7 220684	TRW Ø 30 - Halter
B 200 TURBO (245.234)	142	03/05→11/11	→	☐; → 04/11			24.3301-1703.7 220683	TRW Ø 30 - Halter
B 180 NGT (245.233)	85	04/08→11/11	←	☐; 04/09→ 04/11			24.3571-1747.7 220691	TRW Ø 57 - Halter
			←	☐; 04/09→ 04/11			24.3571-1748.7 220692	TRW Ø 57 - Halter
			→	☐; 04/09→ 04/11			24.3301-1703.7 220683	TRW Ø 30 - Halter
			→	☐; 04/09→ 04/11			24.3301-1704.7 220684	TRW Ø 30 - Halter
<b>Zubehörsatz, Bremssattel</b>								
B 150 (245.231)	70	03/05→11/11		→ 04/11			24.0101-3802.2 260100	TRW
B 160 (245.231)	70	04/09→11/11						
B 170 (245.232)	85	03/05→11/11	←	→ 04/11			24.0101-3802.2 260100	TRW
B 180 (245.232)	85	04/09→11/11						
B 180 CDI (245.207)	80	03/05→11/11						
B 200 (245.233)	100	03/05→11/11						
B 200 CDI (245.208)	100	03/05→11/11						
B 200 CDI (245.208)	103	03/05→11/11						
B 200 TURBO (245.234)	142	03/05→11/11						
B 170 NGT (245.233)	85	04/08→11/11		→ 04/09			24.0101-3802.2 260100	TRW
			←	→ 04/09			24.0101-3802.2 260100	TRW
B 180 NGT (245.233)	85	04/08→11/11		04/09→ 04/11			24.0101-3802.2 260100	TRW
			←	04/09→ 04/11			24.0101-3802.2 260100	TRW
<b> Bremsschlauch</b>								
B 150 (245.231)	70	03/05→11/11	←	→ 04/11		2	24.5126-0474.3 331017	L= 474,7
B 160 (245.231)	70	04/09→11/11						
B 170 (245.232)	85	03/05→11/11	→	→ 04/11		2	24.5238-0230.3 330673	L= 230
B 180 (245.232)	85	04/09→11/11						
B 180 CDI (245.207)	80	03/05→11/11						
B 200 (245.233)	100	03/05→11/11						
B 200 CDI (245.208)	100	03/05→11/11						
B 200 CDI (245.208)	103	03/05→11/11						
B 200 TURBO (245.234)	142	03/05→11/11						
↓								

	kw			 	! #		
<b>MERCEDES-BENZ - B-KLASSE (W245) 03/05→11/11</b>							
 <b>Bremsschlauch</b>							
B 170 NGT (245.233)	85	04/08→11/11	←	→ 04/09	2	24.5126-0474.3 331017	L= 474,7
			→	→ 04/09	2	24.5238-0230.3 330673	L= 230
B 180 NGT (245.233)	85	04/08→11/11	←	04/09→ 04/11	2	24.5126-0474.3 331017	L= 474,7
			→	04/09→ 04/11	2	24.5238-0230.3 330673	L= 230
<b>MERCEDES-BENZ - C-KLASSE (W202) 03/93→05/00</b>							
 <b>Bremssattel</b>							
C 180 (202.018)	89	11/94→05/00	←	☐; A344661 / F331441→		24.3541-1755.7 220481	TRW Ø 54 - Halter
C 180 (202.018)	90	03/93→05/00	←	☐; A344661 / F331441→		24.3541-1756.7 220482	TRW Ø 54 - Halter
C 220 D (202.021)	55	07/96→05/00	→	☐; A419829 / F443893→		13.2351-8019.2 210139	ATE Ø 35
C 220 D (202.121)	70	08/93→05/00	→	☐; A419829 / F443893→		13.2351-8020.2 210140	ATE Ø 35
			→	☐; → A419828 / F443892		24.9235-8005.5 230023	ATE Ø 35
			→	☐; → A419828 / F443892		24.9235-8006.5 230024	ATE Ø 35
C 200 (202.020)	100	01/94→05/00	←	☐; A344661 / F331441→		24.3541-1751.7 220477	TRW Ø 54 - Halter
			←	☐; A344661 / F331441→		24.3541-1752.7 220478	TRW Ø 54 - Halter
			→	☐; A419829 / F443893→		13.2351-8019.2 210139	ATE Ø 35
			→	☐; A419829 / F443893→		13.2351-8020.2 210140	ATE Ø 35
			→	☐; → A419828 / F443892		24.9235-8005.5 230023	ATE Ø 35
			→	☐; → A419828 / F443892		24.9235-8006.5 230024	ATE Ø 35
C 200 CDI (202.134)	75	03/98→05/00	←	☐		24.3541-1751.7 220477	TRW Ø 54 - Halter
C 220 CDI (202.133)	92	09/97→05/00	←	☐		24.3541-1752.7 220478	TRW Ø 54 - Halter
			→	☐		13.2351-8019.2 210139	ATE Ø 35
			→	☐		13.2351-8020.2 210140	ATE Ø 35
C 200 D (202.120)	55	03/93→05/00	→	☐; A419829 / F443893→		13.2351-8019.2 210139	ATE Ø 35
C 200 D (202.122)	65	10/96→05/00	→	☐; A419829 / F443893→		13.2351-8020.2 210140	ATE Ø 35
			→	☐; → A419828 / F443892		24.9235-8005.5 230023	ATE Ø 35
			→	☐; → A419828 / F443892		24.9235-8006.5 230024	ATE Ø 35
C 200 Kompressor (202.025)	132	10/95→05/00	←	☐		11.3571-8512.2 220316	ATE Ø 57 - Halter
C 200 Kompressor (202.025)	141	11/96→05/00	←	☐		24.3571-8512.5 240492	ATE Ø 57 - Halter
C 230 Kompressor (202.024)	142	10/95→05/00	→	☐; A487048 / F576241→		13.2361-8003.2 210220	ATE Ø 36
C 240 (202.026)	125	06/97→05/00	→	☐; A487048 / F576241→		13.2361-8004.2 210221	ATE Ø 36
C 250 Turbo-D (202.128)	110	10/95→05/00	→	☐; → A487047 / F576240		24.9238-8035.5 230025	ATE Ø 38
			→	☐; → A487047 / F576240		24.9238-8036.5 230026	ATE Ø 38
C 220 (202.022)	110	03/93→05/00	←	☐; → 08/96; A344661 / F331441→		24.3541-1751.7 220477	TRW Ø 54 - Halter
			←	☐; → 08/96; A344661 / F331441→		24.3541-1752.7 220478	TRW Ø 54 - Halter
			→	☐; → 08/96; A419829 / F443893→		13.2351-8019.2 210139	ATE Ø 35
			→	☐; → 08/96; A419829 / F443893→		13.2351-8020.2 210140	ATE Ø 35
			→	☐; → A419828 / F443892		24.9235-8005.5 230023	ATE Ø 35
			→	☐; → A419828 / F443892		24.9235-8006.5 230024	ATE Ø 35
C 230 (202.023)	110	06/96→06/97	←	☐; 07/96→; → A545905 / F647650		24.3541-1751.7 220477	TRW Ø 54 - Halter
			←	☐; 07/96→; → A545905 / F647650		24.3541-1752.7 220478	TRW Ø 54 - Halter
			←	☐; A545906 / F647651→		24.3541-1755.7 220481	TRW Ø 54 - Halter
			←	☐; A545906 / F647651→		24.3541-1756.7 220482	TRW Ø 54 - Halter
			→	☐; 07/96→		13.2351-8019.2 210139	ATE Ø 35
			→	☐; 07/96→		13.2351-8020.2 210140	ATE Ø 35
C 250 D (202.125)	83	05/93→05/00	←	☐; → 08/95; A344661 / F331441→		24.3541-1755.7 220481	TRW Ø 54 - Halter
			←	☐; → 08/95; A344661 / F331441→		24.3541-1756.7 220482	TRW Ø 54 - Halter
			→	☐; → 08/95; A419829 / F443893→		13.2351-8019.2 210139	ATE Ø 35
			→	☐; → 08/95; A419829 / F443893→		13.2351-8020.2 210140	ATE Ø 35
			→	☐; 06/93→; → A419828 / F443892		24.9235-8005.5 230023	ATE Ø 35
			→	☐; 06/93→; → A419828 / F443892		24.9235-8006.5 230024	ATE Ø 35
C 280 (202.028)	142	05/93→05/00	←	☐; A344661 / F331441→		11.3571-8512.2 220316	ATE Ø 57 - Halter
↓							

	kw					! #			
<b>MERCEDES-BENZ - C-KLASSE (W202) 03/93→05/00</b>									
<b>Bremssattel</b>									
C 280 (202.028)	142	05/93→05/00	←	☐; A344661 / F331441→			24.3571-8512.5	240492	ATE Ø 57 - Halter
			←	☐; A344661 / F331441→			24.3571-8511.5	240491	ATE Ø 57 - Halter
			→	☐; 06/93→; → A344660 / F331440; - ASR			13.2351-8019.2	210139	ATE Ø 35
			→	☐; 06/93→; → A344660 / F331440; - ASR			13.2351-8020.2	210140	ATE Ø 35
			→	☐; → 05/97; A344661 / F331441→; - ASR			24.9238-8035.5	230025	ATE Ø 38
			→	☐; → 05/97; A344661 / F331441→; - ASR			24.9238-8036.5	230026	ATE Ø 38
C 280 (202.029)	145	06/97→05/00	←	☐; A344661 / F331441→			11.3571-8512.2	220316	ATE Ø 57 - Halter
			←	☐; A344661 / F331441→			24.3571-8512.5	240492	ATE Ø 57 - Halter
			→	☐; A487048 / F576241→			13.2361-8003.2	210220	ATE Ø 36
			→	☐; A487048 / F576241→			13.2361-8004.2	210221	ATE Ø 36
			→	☐; → A487047 / F576240			24.9238-8035.5	230025	ATE Ø 38
			→	☐; → A487047 / F576240			24.9238-8036.5	230026	ATE Ø 38
C 36 AMG (202.028)	206	05/94→05/00	←	☐; → 08/97; A344661 / F331441→			13.4421-8010.2	210229	ATE Ø1 42 Ø2 38
			→	☐; → 08/97; A344661 / F331441→			13.2361-8001.2	210214	ATE Ø 36
			→	☐; → 08/97; A344661 / F331441→			24.9236-8001.5	230007	ATE Ø 36
			→	☐; → 08/97; A344661 / F331441→			24.9236-8002.5	230008	ATE Ø 36
			→	☐; → A344660 / F331440			24.9238-8033.5	230015	ATE Ø 38
			→	☐; → A344660 / F331440			24.9238-8034.5	230016	ATE Ø 38
C 43 AMG (202.033)	225	08/97→05/00	→	☐; 09/97→			13.2421-8025.2	210061	ATE Ø 42
			→	☐; 09/97→			13.2421-8026.2	210062	ATE Ø 42
<b>Halter, Bremssattel</b>									
C 200 Kompressor (202.025)	132	10/95→05/00	←			2	11.8170-0401.1	260103	ATE
C 200 Kompressor (202.025)	141	11/96→05/00							
C 230 Kompressor (202.024)	142	10/95→05/00							
C 240 (202.026)	125	06/97→05/00							
C 250 Turbo-D (202.128)	110	10/95→05/00							
C 280 (202.028)	142	05/93→05/00	←	A344661 / F331441→		2	11.8170-0401.1	260103	ATE
C 280 (202.029)	145	06/97→05/00							
<b>Feder, Bremssattel</b>									
C 200 Kompressor (202.025)	132	10/95→05/00	←			2	11.8116-0253.1	390512	ATE
C 200 Kompressor (202.025)	141	11/96→05/00							
C 230 Kompressor (202.024)	142	10/95→05/00							
C 240 (202.026)	125	06/97→05/00							
C 250 Turbo-D (202.128)	110	10/95→05/00							
C 280 (202.028)	142	05/93→05/00	←	A344661 / F331441→		2	11.8116-0253.1	390512	ATE
C 280 (202.029)	145	06/97→05/00							
C 43 AMG (202.033)	225	08/97→05/00		09/97→		2	11.8116-0133.1	390511	ATE
<b>Führungshülzensatz, Bremssattel</b>									
C 200 Kompressor (202.025)	132	10/95→05/00	←				11.0101-5407.2	260011	ATE
C 200 Kompressor (202.025)	141	11/96→05/00							
C 230 Kompressor (202.024)	142	10/95→05/00							
C 240 (202.026)	125	06/97→05/00							
C 250 Turbo-D (202.128)	110	10/95→05/00							
C 280 (202.028)	142	05/93→05/00	←	A344661 / F331441→			11.0101-5407.2	260011	ATE
C 280 (202.029)	145	06/97→05/00							
<b>Führungsbolzen, Bremssattel</b>									
C 200 Kompressor (202.025)	132	10/95→05/00					11.8171-0008.1	990049	ATE
C 200 Kompressor (202.025)	141	11/96→05/00							
C 230 Kompressor (202.024)	142	10/95→05/00							
C 240 (202.026)	125	06/97→05/00							
↓									

	kw					! #		
<b>MERCEDES-BENZ - C-KLASSE (W202) 03/93→05/00</b>								
<b>Führungsbolzen, Bremsattel</b>								
C 250 Turbo-D (202.128)	110	10/95→05/00					11.8171-0008.1 990049	ATE
C 280 (202.028)	142	05/93→05/00			A344661 / F331441→		11.8171-0008.1 990049	ATE
C 280 (202.029)	145	06/97→05/00						
<b>Dichtungssatz, Bremsattel</b>								
C 180 (202.018)	89	11/94→05/00	➔		→ A419828 / F443892		13.0441-3505.2 250051	ATE
C 180 (202.018)	90	03/93→05/00						
C 200 (202.020)	100	01/94→05/00	➔		A419829 / F443893→		13.0441-3507.2 250053	ATE
C 200 D (202.120)	55	03/93→05/00						
C 200 D (202.122)	65	10/96→05/00						
C 220 D (202.021)	55	07/96→05/00						
C 220 D (202.121)	70	08/93→05/00						
C 200 CDI (202.134)	75	03/98→05/00	➔				13.0441-3507.2 250053	ATE
C 220 CDI (202.133)	92	09/97→05/00						
C 200 Kompressor (202.025)	132	10/95→05/00	➔				11.0441-5703.2 250145	ATE
C 200 Kompressor (202.025)	141	11/96→05/00	➔		A487048 / F576241→		13.0441-3609.2 250057	ATE
C 230 Kompressor (202.024)	142	10/95→05/00	➔		→ A487047 / F576240		13.0441-3817.2 250071	ATE
C 240 (202.026)	125	06/97→05/00						
C 250 Turbo-D (202.128)	110	10/95→05/00						
C 220 (202.022)	110	03/93→05/00	➔		→ A419828 / F443892		13.0441-3505.2 250051	ATE
			➔		→ 08/96; A419829 / F443893→		13.0441-3507.2 250053	ATE
C 230 (202.023)	110	06/96→06/97	➔		07/96→		13.0441-3507.2 250053	ATE
C 250 D (202.125)	83	05/93→05/00	➔		06/93→; → A419828 / F443892		13.0441-3505.2 250051	ATE
			➔		→ 08/95; A419829 / F443893→		13.0441-3507.2 250053	ATE
C 280 (202.028)	142	05/93→05/00	➔		A344661 / F331441→		11.0441-5703.2 250145	ATE
			➔		06/93→; → A344660 / F331440; - ASR		13.0441-3507.2 250053	ATE
			➔		06/93→ 05/97; + ASR		13.0441-3817.2 250071	ATE
			➔		→ 05/97; A344661 / F331441→; - ASR		13.0441-3817.2 250071	ATE
C 280 (202.029)	145	06/97→05/00	➔		A344661 / F331441→		11.0441-5703.2 250145	ATE
			➔		A487048 / F576241→		13.0441-3609.2 250057	ATE
			➔		→ A487047 / F576240		13.0441-3817.2 250071	ATE
C 36 AMG (202.028)	206	05/94→05/00	➔		→ A344660 / F331440		13.0441-4214.2 250091	ATE
			➔		→ 08/97; A344661 / F331441→		13.0441-4214.2 250091	ATE
			➔		→ 08/97; A344661 / F331441→		13.0441-3606.2 250147	ATE
			➔		→ A344660 / F331440		13.0441-3817.2 250071	ATE
C 43 AMG (202.033)	225	08/97→05/00	➔		09/97→		13.0441-3606.2 250147	ATE
<b>Schraube, Bremsattel</b>								
C 180 (202.018)	89	11/94→05/00	➔			4	13.8190-0330.1 990134	M12x1,5
C 180 (202.018)	90	03/93→05/00						
C 200 (202.020)	100	01/94→05/00						
C 200 CDI (202.134)	75	03/98→05/00						
C 200 D (202.120)	55	03/93→05/00						
C 200 D (202.122)	65	10/96→05/00						
C 200 Kompressor (202.025)	132	10/95→05/00						
C 200 Kompressor (202.025)	141	11/96→05/00						
C 220 CDI (202.133)	92	09/97→05/00						
C 220 D (202.021)	55	07/96→05/00						
C 220 D (202.121)	70	08/93→05/00						
C 230 Kompressor (202.024)	142	10/95→05/00						
C 240 (202.026)	125	06/97→05/00						
C 250 Turbo-D (202.128)	110	10/95→05/00						
C 220 (202.022)	110	03/93→05/00	➔		→ 08/96	4	13.8190-0330.1 990134	M12x1,5
C 230 (202.023)	110	06/96→06/97	➔		A545906 / F647651→	4	13.8190-0330.1 990134	M12x1,5
			➔		07/96→; → A545905 / F647650	4	13.8190-0330.1 990134	M12x1,5
C 250 D (202.125)	83	05/93→05/00	➔		06/93→ 08/95	4	13.8190-0330.1 990134	M12x1,5
C 280 (202.028)	142	05/93→05/00	➔		06/93→; → A344660 / F331440	4	13.8190-0330.1 990134	M12x1,5
			➔		A344661 / F331441→	4	13.8190-0330.1 990134	M12x1,5
C 280 (202.029)	145	06/97→05/00	➔		A344661 / F331441→	4	13.8190-0330.1 990134	M12x1,5
			➔		→ A344660 / F331440	4	13.8190-0330.1 990134	M12x1,5
C 36 AMG (202.028)	206	05/94→05/00	➔		→ 08/97; A344661 / F331441→	4	13.8190-0330.1 990134	M12x1,5
↓								





**MERCEDES-BENZ - C-KLASSE (W202) 03/93→05/00**

**Schraube, Bremssattel**

C 36 AMG (202.028)	206	05/94→05/00	←	→ A344660 / F331440	4	13.8190-0330.1	990134	M12x1,5
C 43 AMG (202.033)	225	08/97→05/00	←	09/97→	4	13.8190-0330.1	990134	M12x1,5

**Bremsschlauch**









C 180 (202.018)	89	11/94→05/00	←	→ A344660 / F331440	2	24.5113-0483.3	331397	L= 483
C 180 (202.018)	90	03/93→05/00	←	A344661 / F331441→	2	83.7705-0386.3	330828	L= 385
C 200 (202.020)	100	01/94→05/00	←					
C 200 D (202.120)	55	03/93→05/00	→	09/95→	2	24.5123-0281.3	330877	L= 280
C 220 D (202.121)	70	08/93→05/00	→	→ 08/95	2	83.7704-0281.3	330804	L= 280
C 200 CDI (202.134)	75	03/98→05/00	←		2	83.7705-0386.3	330828	L= 385
C 200 Kompressor (202.025)	132	10/95→05/00	→		2	24.5123-0281.3	330877	L= 280
C 200 Kompressor (202.025)	141	11/96→05/00						
C 220 CDI (202.133)	92	09/97→05/00						
C 230 Kompressor (202.024)	142	10/95→05/00						
C 240 (202.026)	125	06/97→05/00						
C 250 Turbo-D (202.128)	110	10/95→05/00						
C 200 D (202.122)	65	10/96→05/00	←	→ A344660 / F331440	2	24.5113-0483.3	331397	L= 483
C 220 D (202.021)	55	07/96→05/00	←	A344661 / F331441→	2	83.7705-0386.3	330828	L= 385
C 280 (202.029)	145	06/97→05/00	→		2	24.5123-0281.3	330877	L= 280
C 220 (202.022)	110	03/93→05/00	←	→ A344660 / F331440	2	24.5113-0483.3	331397	L= 483
			←	→ 08/96; A344661 / F331441→	2	83.7705-0386.3	330828	L= 385
			→	09/95→ 08/96	2	24.5123-0281.3	330877	L= 280
			→	→ 08/95	2	83.7704-0281.3	330804	L= 280
C 230 (202.023)	110	06/96→06/97	←	07/96→	2	83.7705-0386.3	330828	L= 385
			→	07/96→	2	24.5123-0281.3	330877	L= 280
C 250 D (202.125)	83	05/93→05/00	←	06/93→; → A344660 / F331440	2	24.5113-0483.3	331397	L= 483
			←	→ 08/95; A344661 / F331441→	2	83.7705-0386.3	330828	L= 385
			→	06/93→ 08/95	2	83.7704-0281.3	330804	L= 280
C 280 (202.028)	142	05/93→05/00	←	06/93→; → A344660 / F331440	2	24.5113-0483.3	331397	L= 483
			←	A344661 / F331441→	2	83.7705-0386.3	330828	L= 385
			→	09/95→	2	24.5123-0281.3	330877	L= 280
			→	06/93→ 08/95	2	83.7704-0281.3	330804	L= 280
C 36 AMG (202.028)	206	05/94→05/00	←	→ A344660 / F331440	2	24.5113-0483.3	331397	L= 483
			←	→ 08/97; A344661 / F331441→	2	83.7705-0386.3	330828	L= 385
			→	→ 08/97	2	24.5123-0281.3	330877	L= 280
C 43 AMG (202.033)	225	08/97→05/00	←	09/97→	2	83.7705-0386.3	330828	L= 385
			→	09/97→	2	24.5123-0281.3	330877	L= 280








**MERCEDES-BENZ - C-KLASSE (W203) 05/00→08/07**

**Bremssattel**

C 180 (203.035)	95	10/00→05/02	←	☐		24.3571-1739.7	220667	TRW Ø 57 - Halter
			←	☐		24.3571-1740.7	220668	TRW Ø 57 - Halter
			→	☐		13.9361-0023.2	210241	ATE Ø 36
			→	☐		13.9361-0024.2	210242	ATE Ø 36
C 180 Kompressor (203.046)	105	05/02→02/07	←	☐;	für Fahrzeuge ohne Sportpaket / für Fahrzeuge ohne AMG-Sportpaket	24.3571-1739.7	220667	TRW Ø 57 - Halter
C 200 CDI (203.004)	75	02/01→02/07						
C 200 CDI (203.004)	85	09/00→02/07	←	☐;	für Fahrzeuge ohne Sportpaket / für Fahrzeuge ohne AMG-Sportpaket	24.3571-1740.7	220668	TRW Ø 57 - Halter
C 200 CDI (203.007)	90	04/03→02/07						
C 200 CGI Kompressor (203.043)	125	07/03→02/07						
C 200 Kompressor (203.042)	120	05/02→02/07	→	☐;	für Fahrzeuge ohne Sportpaket / für Fahrzeuge ohne AMG-Sportpaket	13.9361-0023.2	210241	ATE Ø 36
C 220 CDI (203.006)	100	05/00→02/07						
C 220 CDI (203.006)	105	05/00→02/07	→	☐;	für Fahrzeuge ohne Sportpaket / für Fahrzeuge ohne AMG-Sportpaket	13.9361-0024.2	210242	ATE Ø 36
			→	☐;	für Fahrzeuge mit Sportpaket / für Fahrzeuge mit AMG-Sportpaket	13.9361-0035.2	210253	ATE Ø 36

↓

	kw			 	! #		
<b>MERCEDES-BENZ - C-KLASSE (W203) 05/00→08/07</b>							
<b> Bremssattel</b>							
C 180 Kompressor (203.046)	105	05/02→02/07	➔	☐; für Fahrzeuge mit Sportpaket / für Fahrzeuge mit AMG-Sportpaket		13.9361-0036.2 210254	ATE Ø 36
C 200 CDI (203.004)	75	02/01→02/07					
C 200 CDI (203.004)	85	09/00→02/07					
C 200 CDI (203.007)	90	04/03→02/07					
C 200 CGI Kompressor (203.043)	125	07/03→02/07					
C 200 Kompressor (203.042)	120	05/02→02/07					
C 220 CDI (203.006)	100	05/00→02/07					
C 220 CDI (203.006)	105	05/00→02/07					
C 200 Kompressor (203.045)	120	05/00→06/02	←	☐; → 05/02		24.3571-1739.7 220667	TRW Ø 57 - Halter
			←	☐; → 05/02		24.3571-1740.7 220668	TRW Ø 57 - Halter
			➔	☐; → 05/02		13.9361-0023.2 210241	ATE Ø 36
			➔	☐; → 05/02		13.9361-0024.2 210242	ATE Ø 36
C 220 CDI (203.008)	110	02/03→02/07	←	☐; 02/04→; für Fahrzeuge ohne Sportpaket / für Fahrzeuge ohne AMG-Sportpaket		24.3571-1739.7 220667	TRW Ø 57 - Halter
			←	☐; 02/04→; für Fahrzeuge ohne Sportpaket / für Fahrzeuge ohne AMG-Sportpaket		24.3571-1740.7 220668	TRW Ø 57 - Halter
			➔	☐; 02/04→; für Fahrzeuge ohne Sportpaket / für Fahrzeuge ohne AMG-Sportpaket		13.9361-0023.2 210241	ATE Ø 36
			➔	☐; 02/04→; für Fahrzeuge ohne Sportpaket / für Fahrzeuge ohne AMG-Sportpaket		13.9361-0024.2 210242	ATE Ø 36
			➔	☐; 02/04→; für Fahrzeuge mit Sportpaket / für Fahrzeuge mit AMG-Sportpaket		13.9361-0035.2 210253	ATE Ø 36
			➔	☐; 02/04→; für Fahrzeuge mit Sportpaket / für Fahrzeuge mit AMG-Sportpaket		13.9361-0036.2 210254	ATE Ø 36
C 230 (203.052) C 280 (203.054)	150	01/05→02/07	←	☐; 06/05→; für Fahrzeuge ohne Sportpaket / für Fahrzeuge ohne AMG-Sportpaket		24.3571-1721.7 220555	TRW Ø 57 - Halter
	170	01/05→02/07	←	☐; 06/05→; für Fahrzeuge ohne Sportpaket / für Fahrzeuge ohne AMG-Sportpaket		24.3571-1722.7 220556	TRW Ø 57 - Halter
			➔	☐; 06/05→		13.9361-0035.2 210253	ATE Ø 36
			➔	☐; 06/05→		13.9361-0036.2 210254	ATE Ø 36
C 230 Kompressor (203.040) C 240 (203.061) C 270 CDI (203.016) C 270 CDI (203.016) C 320 (203.064)	141	02/04→02/07	←	☐; für Fahrzeuge ohne Sportpaket / für Fahrzeuge ohne AMG-Sportpaket		24.3571-1721.7 220555	TRW Ø 57 - Halter
	125	05/00→02/07					
	120	12/00→02/07	←	☐; für Fahrzeuge ohne Sportpaket / für Fahrzeuge ohne AMG-Sportpaket		24.3571-1722.7 220556	TRW Ø 57 - Halter
	125	12/00→02/07					
	160	05/00→02/07	➔	☐		13.9361-0035.2 210253	ATE Ø 36
			➔	☐		13.9361-0036.2 210254	ATE Ø 36
C 240 4-matic (203.081) C 320 4-matic (203.084)	125	07/02→02/07	➔	☐		13.9361-0035.2 210253	ATE Ø 36
	160	07/02→02/07	➔	☐		13.9361-0036.2 210254	ATE Ø 36
C 280 4-matic (203.092) C 350 (203.056) C 350 4-matic (203.087)	170	01/05→02/07	➔	☐; 06/05→		13.9361-0035.2 210253	ATE Ø 36
	200	01/05→02/07	➔	☐; 06/05→		13.9361-0036.2 210254	ATE Ø 36
	200	01/05→02/07	➔	☐; 06/05→		13.9361-0036.2 210254	ATE Ø 36
C 320 CDI (203.020)	165	01/05→02/07	➔	☐; 02/05→		13.9361-0035.2 210253	ATE Ø 36
			➔	☐; 02/05→		13.9361-0036.2 210254	ATE Ø 36
<b>Dichtungssatz, Bremssattel</b>							
C 180 (203.035) C 230 Kompressor (203.040) C 240 (203.061) C 240 4-matic (203.081) C 270 CDI (203.016) C 270 CDI (203.016) C 320 (203.064) C 320 4-matic (203.084)	95	10/00→05/02	➔			13.0441-3609.2 250057	ATE
	141	02/04→02/07					
	125	05/00→02/07					
	125	07/02→02/07					
	120	12/00→02/07					
	125	12/00→02/07					
	160	05/00→02/07					
	160	07/02→02/07					
C 180 Kompressor (203.046)	105	05/02→02/07	➔	für Fahrzeuge mit Sportpaket / für Fahrzeuge mit AMG-Sportpaket		13.0441-3609.2 250057	ATE
C 200 CDI (203.004)	75	02/01→02/07	➔	für Fahrzeuge ohne Sportpaket / für Fahrzeuge ohne AMG-Sportpaket		13.0441-3609.2 250057	ATE
C 200 CDI (203.004)	85	09/00→02/07					
C 200 CDI (203.007)	90	04/03→02/07					
↓							

	kW			 	! #		
<b>MERCEDES-BENZ - C-KLASSE (W203) 05/00→08/07</b>							
<b>Dichtungssatz, Bremssattel</b>							
C 200 CGI Kompressor (203.043)	125	07/03→02/07	➡	für Fahrzeuge mit Sportpaket / für Fahrzeuge mit AMG-Sportpaket		13.0441-3609.2 250057	ATE
C 200 Kompressor (203.042)	120	05/02→02/07	➡	für Fahrzeuge ohne Sportpaket / für Fahrzeuge ohne AMG-Sportpaket		13.0441-3609.2 250057	ATE
C 220 CDI (203.006)	100	05/00→02/07					
C 220 CDI (203.006)	105	05/00→02/07					
C 200 Kompressor (203.045)	120	05/00→06/02	➡	→ 05/02		13.0441-3609.2 250057	ATE
C 220 CDI (203.008)	110	02/03→02/07	➡	02/04→; für Fahrzeuge ohne Sportpaket / für Fahrzeuge ohne AMG-Sportpaket		13.0441-3609.2 250057	ATE
			➡	02/04→; für Fahrzeuge mit Sportpaket / für Fahrzeuge mit AMG-Sportpaket		13.0441-3609.2 250057	ATE
C 230 (203.052)	150	01/05→02/07	➡	06/05→		13.0441-3609.2 250057	ATE
C 280 (203.054)	170	01/05→02/07					
C 280 4-matic (203.092)	170	01/05→02/07					
C 350 (203.056)	200	01/05→02/07					
C 350 4-matic (203.087)	200	01/05→02/07					
C 30 CDI AMG (203.018)	170	01/03→02/07	➡			13.0441-4216.2 250093	ATE
C 55 AMG (203.076)	270	02/04→02/07					
C 320 CDI (203.020)	165	01/05→02/07	➡	02/05→		13.0441-3609.2 250057	ATE
C 32 AMG Kompressor (203.065)	260	02/01→02/07	➡	03/01→		13.0441-4216.2 250093	ATE
<b>Zubehörsatz, Bremssattel</b>							
C 180 (203.035)	95	10/00→05/02				24.0101-3803.2 260101	TRW
C 240 4-matic (203.081)	125	07/02→02/07					
C 320 4-matic (203.084)	160	07/02→02/07					
C 180 Kompressor (203.046)	105	05/02→02/07		A 660227 / F 565689→; für Fahrzeuge mit Sportpaket / für Fahrzeuge mit AMG-Sportpaket		24.0101-3803.2 260101	TRW
C 200 CDI (203.007)	90	04/03→02/07					
C 200 CGI Kompressor (203.043)	125	07/03→02/07		→ A 660226 / F 565688; für Fahrzeuge mit Sportpaket / für Fahrzeuge mit AMG-Sportpaket		24.0101-3803.2 260101	TRW
C 200 Kompressor (203.042)	120	05/02→02/07					
C 230 Kompressor (203.040)	141	02/04→02/07		für Fahrzeuge ohne Sportpaket / für Fahrzeuge ohne AMG-Sportpaket		24.0101-3803.2 260101	TRW
C 240 (203.061)	125	05/00→02/07					
C 270 CDI (203.016)	120	12/00→02/07					
C 270 CDI (203.016)	125	12/00→02/07					
C 320 (203.064)	160	05/00→02/07					
C 200 CDI (203.004)	75	02/01→02/07		für Fahrzeuge mit Sportpaket / für Fahrzeuge mit AMG-Sportpaket		24.0101-3803.2 260101	TRW
C 200 CDI (203.004)	85	09/00→02/07					
C 220 CDI (203.006)	100	05/00→02/07		für Fahrzeuge ohne Sportpaket / für Fahrzeuge ohne AMG-Sportpaket		24.0101-3803.2 260101	TRW
C 220 CDI (203.006)	105	05/00→02/07					
C 200 Kompressor (203.045)	120	05/00→06/02		→ 05/02		24.0101-3803.2 260101	TRW
C 220 CDI (203.008)	110	02/03→02/07		02/04→; → A 660226 / F 565688; für Fahrzeuge mit Sportpaket / für Fahrzeuge mit AMG-Sportpaket		24.0101-3803.2 260101	TRW
				A 660227 / F 565689→; für Fahrzeuge mit Sportpaket / für Fahrzeuge mit AMG-Sportpaket		24.0101-3803.2 260101	TRW
				02/04→; für Fahrzeuge ohne Sportpaket / für Fahrzeuge ohne AMG-Sportpaket		24.0101-3803.2 260101	TRW
C 230 (203.052)	150	01/05→02/07		06/05→;		24.0101-3803.2 260101	TRW
C 280 (203.054)	170	01/05→02/07		für Fahrzeuge ohne Sportpaket / für Fahrzeuge ohne AMG-Sportpaket			
C 280 4-matic (203.092)	170	01/05→02/07					
				06/05→; für Fahrzeuge mit Sportpaket / für Fahrzeuge mit AMG-Sportpaket		24.0101-3803.2 260101	TRW
C 320 CDI (203.020)	165	01/05→02/07		02/05→; für Fahrzeuge ohne Sportpaket / für Fahrzeuge ohne AMG-Sportpaket		24.0101-3803.2 260101	TRW
C 350 (203.056)	200	01/05→02/07		06/05→; für Fahrzeuge ohne Sportpaket / für Fahrzeuge ohne AMG-Sportpaket		24.0101-3803.2 260101	TRW
<b>Schraube, Bremssattel</b>							
C 240 4-matic (203.081)	125	07/02→02/07			2	13.8190-0330.1 990134	M12x1,5
C 320 4-matic (203.084)	160	07/02→02/07					
C 280 4-matic (203.092)	170	01/05→02/07		06/05→;	2	13.8190-0330.1 990134	M12x1,5
C 350 4-matic (203.087)	200	01/05→02/07		für Fahrzeuge ohne Sportpaket / für Fahrzeuge ohne AMG-Sportpaket			
↓							

**MERCEDES-BENZ - C-KLASSE (W203) 05/00→08/07**

**Bremsschlauch**









C 180 (203.035)	95	10/00→05/02	←		2	83.7705-0386.3	330828	L= 385
C 180 Kompressor (203.046)	105	05/02→02/07	→		2	24.5123-0281.3	330877	L= 280
C 200 CDI (203.004)	75	02/01→02/07						
C 200 CDI (203.004)	85	09/00→02/07						
C 200 CDI (203.007)	90	04/03→02/07						
C 200 CGI Kompressor (203.043)	125	07/03→02/07						
C 200 Kompressor (203.042)	120	05/02→02/07						
C 220 CDI (203.006)	100	05/00→02/07						
C 220 CDI (203.006)	105	05/00→02/07						
C 230 Kompressor (203.040)	141	02/04→02/07						
C 240 (203.061)	125	05/00→02/07						
C 270 CDI (203.016)	120	12/00→02/07						
C 270 CDI (203.016)	125	12/00→02/07						
C 30 CDI AMG (203.018)	170	01/03→02/07						
C 320 (203.064)	160	05/00→02/07						
C 55 AMG (203.076)	270	02/04→02/07						
C 200 Kompressor (203.045)	120	05/00→06/02	←	→ 05/02	2	83.7705-0386.3	330828	L= 385
			→	→ 05/02	2	24.5123-0281.3	330877	L= 280
C 220 CDI (203.008)	110	02/03→02/07	←	02/04→	2	83.7705-0386.3	330828	L= 385
			→	02/04→	2	24.5123-0281.3	330877	L= 280
C 230 (203.052)	150	01/05→02/07	←	06/05→	2	83.7705-0386.3	330828	L= 385
C 280 (203.054)	170	01/05→02/07	→	06/05→	2	24.5123-0281.3	330877	L= 280
C 350 (203.056)	200	01/05→02/07	→		2	24.5123-0281.3	330877	L= 280
C 240 4-matic (203.081)	125	07/02→02/07	→		2	24.5123-0281.3	330877	L= 280
C 320 4-matic (203.084)	160	07/02→02/07	→		2	24.5123-0281.3	330877	L= 280
C 280 4-matic (203.092)	170	01/05→02/07	→	06/05→	2	24.5123-0281.3	330877	L= 280
C 350 4-matic (203.087)	200	01/05→02/07	→		2	24.5123-0281.3	330877	L= 280
C 320 CDI (203.020)	165	01/05→02/07	←	02/05→	2	83.7705-0386.3	330828	L= 385
			→	02/05→	2	24.5123-0281.3	330877	L= 280
C 32 AMG Kompressor (203.065)	260	02/01→02/07	←	03/01→	2	83.7705-0386.3	330828	L= 385
			→	03/01→	2	24.5123-0281.3	330877	L= 280









**MERCEDES-BENZ - C-KLASSE (W204) 01/07→01/14**









**Bremssattel**

C 180 CDI (204.000)	88	01/11→01/14	←	☐; für Fahrzeuge mit Sportpaket / für Fahrzeuge mit AMG-Sportpaket		24.3606-1703.5	240587	TRW Ø 60 - Halter
C 200 CDI (204.001)	100	01/11→01/14	←	☐; für Fahrzeuge mit Sportpaket / für Fahrzeuge mit AMG-Sportpaket		24.3606-1704.5	240588	TRW Ø 60 - Halter
			←	☐; für Fahrzeuge ohne Sportpaket / für Fahrzeuge ohne AMG-Sportpaket		24.3606-1705.7	220993	TRW Ø 60 - Halter
			←	☐; für Fahrzeuge ohne Sportpaket / für Fahrzeuge ohne AMG-Sportpaket		24.3606-1706.7	220994	TRW Ø 60 - Halter
			→	☐; für Fahrzeuge ohne Sportpaket / für Fahrzeuge ohne AMG-Sportpaket; GG		11.9381-9954.2	220926	ATE Ø 38 - Halter
			→	☐; für Fahrzeuge ohne Sportpaket / für Fahrzeuge ohne AMG-Sportpaket; ALU		11.9386-9991.2	220949	ATE Ø 38 - Halter
			→	☐; für Fahrzeuge mit Sportpaket / für Fahrzeuge mit AMG-Sportpaket		11.9386-9991.2	220949	ATE Ø 38 - Halter
			→	☐; für Fahrzeuge ohne Sportpaket / für Fahrzeuge ohne AMG-Sportpaket; ALU		11.9386-9992.2	220950	ATE Ø 38 - Halter
			→	☐; für Fahrzeuge mit Sportpaket / für Fahrzeuge mit AMG-Sportpaket		11.9386-9992.2	220950	ATE Ø 38 - Halter
C 180 CGI (204.031)	115	01/08→01/14	←	☐; 04/09→; für Fahrzeuge mit Sportpaket / für Fahrzeuge mit AMG-Sportpaket		24.3606-1703.5	240587	TRW Ø 60 - Halter
C 180 CGI (204.049)	115	01/07→01/14	←	☐; 04/09→; für Fahrzeuge mit Sportpaket / für Fahrzeuge mit AMG-Sportpaket		24.3606-1704.5	240588	TRW Ø 60 - Halter









↓

	kw			 	! #			
<b>MERCEDES-BENZ - C-KLASSE (W204) 01/07→01/14</b>								
 <b>Bremssattel</b>								
C 180 CGI (204.031) C 180 CGI (204.049)	115	01/08→01/14 01/07→01/14	←	☐; 04/09→; für Fahrzeuge ohne Sportpaket / für Fahrzeuge ohne AMG-Sportpaket		24.3606-1705.7	220993	TRW Ø 60 - Halter
	115		←	☐; 04/09→; für Fahrzeuge ohne Sportpaket / für Fahrzeuge ohne AMG-Sportpaket		24.3606-1706.7	220994	TRW Ø 60 - Halter
			→	☐; 04/09→; GG		11.9381-9954.2	220926	ATE Ø 38 - Halter
			→	☐; 04/09→; ALU		11.9386-9991.2	220949	ATE Ø 38 - Halter
			→	☐; 04/09→; ALU		11.9386-9992.2	220950	ATE Ø 38 - Halter
C 180 Kompressor (204.044, 204.045)	115	01/08→01/14	←	☐; für Fahrzeuge mit Sportpaket / für Fahr- zeuge mit AMG-Sportpaket		24.3606-1703.5	240587	TRW Ø 60 - Halter
			←	☐; für Fahrzeuge mit Sportpaket / für Fahr- zeuge mit AMG-Sportpaket		24.3606-1704.5	240588	TRW Ø 60 - Halter
			←	☐; für Fahrzeuge ohne Sportpaket / für Fahrzeuge ohne AMG-Sportpaket		24.3606-1705.7	220993	TRW Ø 60 - Halter
			←	☐; für Fahrzeuge ohne Sportpaket / für Fahrzeuge ohne AMG-Sportpaket		24.3606-1706.7	220994	TRW Ø 60 - Halter
			→	☐; GG		11.9381-9954.2	220926	ATE Ø 38 - Halter
			→	☐; ALU		11.9386-9991.2	220949	ATE Ø 38 - Halter
			→	☐; ALU		11.9386-9992.2	220950	ATE Ø 38 - Halter
C 180 Kompressor (204.046) C 200 CDI (204.007, 204.006)	115	01/07→01/14 01/07→12/10	←	☐; 03/07→; für Fahrzeuge mit Sportpaket / für Fahr- zeuge mit AMG-Sportpaket		24.3606-1703.5	240587	TRW Ø 60 - Halter
	100		←	☐; 03/07→; für Fahrzeuge mit Sportpaket / für Fahr- zeuge mit AMG-Sportpaket		24.3606-1704.5	240588	TRW Ø 60 - Halter
			←	☐; 03/07→; für Fahrzeuge ohne Sportpaket / für Fahrzeuge ohne AMG-Sportpaket		24.3606-1705.7	220993	TRW Ø 60 - Halter
			←	☐; 03/07→; für Fahrzeuge ohne Sportpaket / für Fahrzeuge ohne AMG-Sportpaket		24.3606-1706.7	220994	TRW Ø 60 - Halter
			→	☐; 03/07→; GG		11.9381-9954.2	220926	ATE Ø 38 - Halter
			→	☐; 03/07→; ALU		11.9386-9991.2	220949	ATE Ø 38 - Halter
			→	☐; 03/07→; ALU		11.9386-9992.2	220950	ATE Ø 38 - Halter
C 200 (204.048) C 220 CDI (204.002) C 220 CDI (204.002) C 250 CGI (204.047)	137	05/11→01/14 10/08→01/14 12/08→01/14 07/09→01/14	←	☐; für Fahrzeuge mit Sportpaket / für Fahr- zeuge mit AMG-Sportpaket		24.3606-1703.5	240587	TRW Ø 60 - Halter
	120		←	☐; für Fahrzeuge mit Sportpaket / für Fahr- zeuge mit AMG-Sportpaket		24.3606-1704.5	240588	TRW Ø 60 - Halter
	125		←	☐; für Fahrzeuge ohne Sportpaket / für Fahrzeuge ohne AMG-Sportpaket		24.3606-1707.7	221011	TRW Ø 60 - Halter
	150		←	☐; für Fahrzeuge ohne Sportpaket / für Fahrzeuge ohne AMG-Sportpaket		24.3606-1708.7	221012	TRW Ø 60 - Halter
			→	☐; GG		11.9381-9954.2	220926	ATE Ø 38 - Halter
			→	☐; ALU		11.9386-9991.2	220949	ATE Ø 38 - Halter
			→	☐; ALU		11.9386-9992.2	220950	ATE Ø 38 - Halter
C 200 CGI (204.048)	135	01/07→01/14	←	☐; 04/09→; für Fahrzeuge mit Sportpaket / für Fahr- zeuge mit AMG-Sportpaket		24.3606-1703.5	240587	TRW Ø 60 - Halter
			←	☐; 04/09→; für Fahrzeuge mit Sportpaket / für Fahr- zeuge mit AMG-Sportpaket		24.3606-1704.5	240588	TRW Ø 60 - Halter
			←	☐; 04/09→; für Fahrzeuge ohne Sportpaket / für Fahrzeuge ohne AMG-Sportpaket		24.3606-1707.7	221011	TRW Ø 60 - Halter
			←	☐; 04/09→; für Fahrzeuge ohne Sportpaket / für Fahrzeuge ohne AMG-Sportpaket		24.3606-1708.7	221012	TRW Ø 60 - Halter
			→	☐; 04/09→; GG		11.9381-9954.2	220926	ATE Ø 38 - Halter
			→	☐; 04/09→; ALU		11.9386-9991.2	220949	ATE Ø 38 - Halter
	→	☐; 04/09→; ALU		11.9386-9992.2	220950	ATE Ø 38 - Halter		
↓								








	kw			 	! #		
<b>MERCEDES-BENZ - C-KLASSE (W204) 01/07→01/14</b>							
 <b>Bremssattel</b>							
C 200 Kompressor (204.041)	135	01/07→01/14	←	☐; 03/07→; für Fahrzeuge mit Sportpaket / für Fahrzeuge mit AMG-Sportpaket		24.3606-1703.5 240587	TRW Ø 60 - Halter
C 220 CDI (204.008)	120	01/07→11/08					
C 220 CDI (204.008)	125	01/07→11/08	←	☐; 03/07→; für Fahrzeuge mit Sportpaket / für Fahrzeuge mit AMG-Sportpaket		24.3606-1704.5 240588	TRW Ø 60 - Halter
C 230 (204.052)	150	01/07→01/14	←	☐; 03/07→; für Fahrzeuge ohne Sportpaket / für Fahrzeuge ohne AMG-Sportpaket		24.3606-1707.7 221011	TRW Ø 60 - Halter
			←	☐; 03/07→; für Fahrzeuge ohne Sportpaket / für Fahrzeuge ohne AMG-Sportpaket		24.3606-1708.7 221012	TRW Ø 60 - Halter
			→	☐; 03/07→; GG		11.9381-9954.2 220926	ATE Ø 38 - Halter
			→	☐; 03/07→; ALU		11.9386-9991.2 220949	ATE Ø 38 - Halter
			→	☐; 03/07→; ALU		11.9386-9992.2 220950	ATE Ø 38 - Halter
C 220 CDI 4-matic (204.084)	125	02/13→01/14	←	☐; für Fahrzeuge ohne Sportpaket / für Fahrzeuge ohne AMG-Sportpaket		24.3606-1709.7 221045	TRW Ø 60 - Halter
C 230 4-matic (204.085)	150	07/07→01/14	←	☐; für Fahrzeuge ohne Sportpaket / für Fahrzeuge ohne AMG-Sportpaket		24.3606-1710.7 221046	TRW Ø 60 - Halter
			→	☐; GG		11.9381-9954.2 220926	ATE Ø 38 - Halter
			→	☐; ALU		11.9386-9991.2 220949	ATE Ø 38 - Halter
			→	☐; ALU		11.9386-9992.2 220950	ATE Ø 38 - Halter
C 250 CDI (204.003)	150	08/08→01/14	←	☐; für Fahrzeuge mit Sportpaket / für Fahrzeuge mit AMG-Sportpaket		24.3606-1703.5 240587	TRW Ø 60 - Halter
			←	☐; für Fahrzeuge mit Sportpaket / für Fahrzeuge mit AMG-Sportpaket		24.3606-1704.5 240588	TRW Ø 60 - Halter
			←	☐; für Fahrzeuge ohne Sportpaket / für Fahrzeuge ohne AMG-Sportpaket		24.3606-1707.7 221011	TRW Ø 60 - Halter
			←	☐; für Fahrzeuge ohne Sportpaket / für Fahrzeuge ohne AMG-Sportpaket		24.3606-1708.7 221012	TRW Ø 60 - Halter
			→	☐; ALU		11.9406-9961.2 220951	ATE Ø 40 - Halter
			→	☐; ALU		11.9406-9962.2 220952	ATE Ø 40 - Halter
C 250 CDI 4-matic (204.082)	150	01/11→01/14	←	☐; für Fahrzeuge mit Sportpaket / für Fahrzeuge mit AMG-Sportpaket		24.3601-1721.5 240629	TRW Ø 60 - Halter
			←	☐; für Fahrzeuge mit Sportpaket / für Fahrzeuge mit AMG-Sportpaket		24.3601-1722.5 240630	TRW Ø 60 - Halter
			←	☐; für Fahrzeuge ohne Sportpaket / für Fahrzeuge ohne AMG-Sportpaket		24.3606-1709.7 221045	TRW Ø 60 - Halter
			←	☐; für Fahrzeuge ohne Sportpaket / für Fahrzeuge ohne AMG-Sportpaket		24.3606-1710.7 221046	TRW Ø 60 - Halter
			→	☐; für Fahrzeuge mit Sportpaket / für Fahrzeuge mit AMG-Sportpaket; GG		11.9381-9954.2 220926	ATE Ø 38 - Halter
			→	☐; für Fahrzeuge mit Sportpaket / für Fahrzeuge mit AMG-Sportpaket; ALU		11.9386-9991.2 220949	ATE Ø 38 - Halter
			→	☐; für Fahrzeuge mit Sportpaket / für Fahrzeuge mit AMG-Sportpaket; ALU		11.9386-9992.2 220950	ATE Ø 38 - Halter
			→	☐; für Fahrzeuge ohne Sportpaket / für Fahrzeuge ohne AMG-Sportpaket; ALU		11.9406-9961.2 220951	ATE Ø 40 - Halter
			→	☐; für Fahrzeuge ohne Sportpaket / für Fahrzeuge ohne AMG-Sportpaket; ALU		11.9406-9962.2 220952	ATE Ø 40 - Halter
C 280 (204.054)	170	01/07→01/14	←	☐; 03/07→; für Fahrzeuge ohne Sportpaket / für Fahrzeuge ohne AMG-Sportpaket		24.3606-1707.7 221011	TRW Ø 60 - Halter
			←	☐; 03/07→; für Fahrzeuge ohne Sportpaket / für Fahrzeuge ohne AMG-Sportpaket		24.3606-1708.7 221012	TRW Ø 60 - Halter









	kw			 	! #		
<b>MERCEDES-BENZ - C-KLASSE (W204) 01/07→01/14</b>							
 <b>Bremssattel</b>							
C 280 (204.054)	170	01/07→01/14	←	☐; 03/07→; für Fahrzeuge mit Sportpaket / für Fahrzeuge mit AMG-Sportpaket	24.3606-1711.5	240780	TRW Ø 60 - Halter
			←	☐; 03/07→; für Fahrzeuge mit Sportpaket / für Fahrzeuge mit AMG-Sportpaket	24.3606-1712.5	240781	TRW Ø 60 - Halter
			→	☐; 03/07→; GG	11.9381-9954.2	220926	ATE Ø 38 - Halter
			→	☐; 03/07→; ALU	11.9386-9991.2	220949	ATE Ø 38 - Halter
			→	☐; 03/07→; ALU	11.9386-9992.2	220950	ATE Ø 38 - Halter
C 280 4-matic (204.081)	170	07/07→01/14	←	☐; für Fahrzeuge mit Sportpaket / für Fahrzeuge mit AMG-Sportpaket	24.3601-1721.5	240629	TRW Ø 60 - Halter
			←	☐; für Fahrzeuge mit Sportpaket / für Fahrzeuge mit AMG-Sportpaket	24.3601-1722.5	240630	TRW Ø 60 - Halter
			←	☐; für Fahrzeuge ohne Sportpaket / für Fahrzeuge ohne AMG-Sportpaket	24.3606-1709.7	221045	TRW Ø 60 - Halter
			←	☐; für Fahrzeuge ohne Sportpaket / für Fahrzeuge ohne AMG-Sportpaket	24.3606-1710.7	221046	TRW Ø 60 - Halter
			→	☐; GG	11.9381-9954.2	220926	ATE Ø 38 - Halter
			→	☐; ALU	11.9386-9991.2	220949	ATE Ø 38 - Halter
			→	☐; ALU	11.9386-9992.2	220950	ATE Ø 38 - Halter
C 300 (204.054)	170	07/09→01/14	←	☐; für Fahrzeuge ohne Sportpaket / für Fahrzeuge ohne AMG-Sportpaket	24.3606-1707.7	221011	TRW Ø 60 - Halter
			←	☐; für Fahrzeuge ohne Sportpaket / für Fahrzeuge ohne AMG-Sportpaket	24.3606-1708.7	221012	TRW Ø 60 - Halter
			←	☐; für Fahrzeuge mit Sportpaket / für Fahrzeuge mit AMG-Sportpaket	24.3606-1711.5	240780	TRW Ø 60 - Halter
			←	☐; für Fahrzeuge mit Sportpaket / für Fahrzeuge mit AMG-Sportpaket	24.3606-1712.5	240781	TRW Ø 60 - Halter
			→	☐; GG	11.9381-9954.2	220926	ATE Ø 38 - Halter
			→	☐; ALU	11.9386-9991.2	220949	ATE Ø 38 - Halter
			→	☐; ALU	11.9386-9992.2	220950	ATE Ø 38 - Halter
C 300 (204.055) C 350 (204.057)	185 225	02/11→01/14 01/11→01/14	←	☐; für Fahrzeuge mit Sportpaket / für Fahrzeuge mit AMG-Sportpaket	24.3606-1711.5	240780	TRW Ø 60 - Halter
			←	☐; für Fahrzeuge mit Sportpaket / für Fahrzeuge mit AMG-Sportpaket	24.3606-1712.5	240781	TRW Ø 60 - Halter
			→	☐	11.9406-9961.2	220951	ATE Ø 40 - Halter
			→	☐	11.9406-9962.2	220952	ATE Ø 40 - Halter
C 300 4-matic (204.080) C 350 4-matic (204.088)	185 225	02/11→01/14 01/11→01/14	←	☐; für Fahrzeuge mit Sportpaket / für Fahrzeuge mit AMG-Sportpaket	24.3601-1721.5	240629	TRW Ø 60 - Halter
			←	☐; für Fahrzeuge mit Sportpaket / für Fahrzeuge mit AMG-Sportpaket	24.3601-1722.5	240630	TRW Ø 60 - Halter
			←	☐; für Fahrzeuge ohne Sportpaket / für Fahrzeuge ohne AMG-Sportpaket	24.3601-1723.5	240631	TRW Ø 60 - Halter
			←	☐; für Fahrzeuge ohne Sportpaket / für Fahrzeuge ohne AMG-Sportpaket	24.3601-1724.5	240632	TRW Ø 60 - Halter
			→	☐	11.9406-9961.2	220951	ATE Ø 40 - Halter
			→	☐	11.9406-9962.2	220952	ATE Ø 40 - Halter
			C 300 4-matic (204.081)	170	07/07→01/14	←	☐; 04/09→; für Fahrzeuge mit Sportpaket / für Fahrzeuge mit AMG-Sportpaket
←	☐; 04/09→; für Fahrzeuge mit Sportpaket / für Fahrzeuge mit AMG-Sportpaket	24.3601-1722.5				240630	TRW Ø 60 - Halter
←	☐; 04/09→; für Fahrzeuge ohne Sportpaket / für Fahrzeuge ohne AMG-Sportpaket	24.3606-1709.7				221045	TRW Ø 60 - Halter










↓

	kw			 	! #			
<b>MERCEDES-BENZ - C-KLASSE (W204) 01/07→01/14</b>								
<b> Bremssattel</b>								
C 300 4-matic (204.081)	170	07/07→01/14	←	☐; 04/09→; für Fahrzeuge ohne Sportpaket / für Fahrzeuge ohne AMG-Sportpaket		24.3606-1710.7	221046	TRW Ø 60 - Halter
			→	☐; 04/09→; GG		11.9381-9954.2	220926	ATE Ø 38 - Halter
			→	☐; 04/09→; ALU		11.9386-9991.2	220949	ATE Ø 38 - Halter
			→	☐; 04/09→; ALU		11.9386-9992.2	220950	ATE Ø 38 - Halter
C 300 CDI 4-matic (204.092)	170	01/11→01/14	←	☐; für Fahrzeuge mit Sportpaket / für Fahr- zeuge mit AMG-Sportpaket		24.3601-1721.5	240629	TRW Ø 60 - Halter
C 320 CDI 4-matic (204.089)	165	07/07→01/14	←	☐; für Fahrzeuge mit Sportpaket / für Fahr- zeuge mit AMG-Sportpaket		24.3601-1722.5	240630	TRW Ø 60 - Halter
C 350 4-matic (204.087)	200	07/07→01/14	←	☐; für Fahrzeuge mit Sportpaket / für Fahr- zeuge mit AMG-Sportpaket		24.3601-1723.5	240631	TRW Ø 60 - Halter
C 350 CDI 4-matic (204.089)	165	07/09→01/14	←	☐; für Fahrzeuge ohne Sportpaket / für Fahrzeuge ohne AMG-Sportpaket		24.3601-1724.5	240632	TRW Ø 60 - Halter
C 350 CDI 4-matic (204.092)	170	10/09→01/14	←	☐; für Fahrzeuge ohne Sportpaket / für Fahrzeuge ohne AMG-Sportpaket		24.3601-1724.5	240632	TRW Ø 60 - Halter
			→	☐; ALU		11.9406-9961.2	220951	ATE Ø 40 - Halter
			→	☐; ALU		11.9406-9962.2	220952	ATE Ø 40 - Halter
C 320 CDI (204.022)	165	01/07→01/14	←	☐; 03/07→; für Fahrzeuge mit Sportpaket / für Fahr- zeuge mit AMG-Sportpaket		24.3606-1711.5	240780	TRW Ø 60 - Halter
C 350 (204.056)	200	01/07→01/14	←	☐; 03/07→; für Fahrzeuge mit Sportpaket / für Fahr- zeuge mit AMG-Sportpaket		24.3606-1712.5	240781	TRW Ø 60 - Halter
			→	☐; 03/07→; ALU		11.9406-9961.2	220951	ATE Ø 40 - Halter
			→	☐; 03/07→; ALU		11.9406-9962.2	220952	ATE Ø 40 - Halter
C 350 CDI (204.022)	165	07/09→01/14	→	☐; ALU		11.9406-9961.2	220951	ATE Ø 40 - Halter
C 350 CDI (204.023)	195	06/11→01/14	→	☐; ALU		11.9406-9962.2	220952	ATE Ø 40 - Halter
C 350 CDI (204.025)	170	10/09→01/14	←	☐; für Fahrzeuge mit Sportpaket / für Fahr- zeuge mit AMG-Sportpaket		24.3606-1711.5	240780	TRW Ø 60 - Halter
C 350 CGI (204.065)	215	09/08→01/14	←	☐; für Fahrzeuge mit Sportpaket / für Fahr- zeuge mit AMG-Sportpaket		24.3606-1712.5	240781	TRW Ø 60 - Halter
			→	☐; ALU		11.9406-9961.2	220951	ATE Ø 40 - Halter
			→	☐; ALU		11.9406-9962.2	220952	ATE Ø 40 - Halter
<b>Feder, Bremssattel</b>								
C 180 CDI (204.000)	88	01/11→01/14		für Fahrzeuge mit Sportpaket / für Fahr- zeuge mit AMG-Sportpaket	2	11.8116-0340.1	390595	ATE
C 200 CDI (204.001)	100	01/11→01/14		für Fahrzeuge mit Sportpaket / für Fahr- zeuge mit AMG-Sportpaket	2	11.8116-0340.1	390595	ATE
C 250 CDI 4-matic (204.082)	150	01/11→01/14		für Fahrzeuge ohne Sportpaket / für Fahrzeuge ohne AMG-Sportpaket	2	11.8116-0340.1	390595	ATE
C 180 CGI (204.031)	115	01/08→01/14		04/09→	2	11.8116-0340.1	390595	ATE
C 180 CGI (204.049)	115	01/07→01/14			2	11.8116-0340.1	390595	ATE
C 200 CGI (204.048)	135	01/07→01/14			2	11.8116-0340.1	390595	ATE
C 300 4-matic (204.081)	170	07/07→01/14			2	11.8116-0340.1	390595	ATE
C 180 Kompressor (204.044, 204.045)	115	01/08→01/14			2	11.8116-0340.1	390595	ATE
C 200 (204.048)	137	05/11→01/14			2	11.8116-0340.1	390595	ATE
C 220 CDI (204.002)	120	10/08→01/14			2	11.8116-0340.1	390595	ATE
C 220 CDI (204.002)	125	12/08→01/14			2	11.8116-0340.1	390595	ATE
C 220 CDI 4-matic (204.084)	125	02/13→01/14			2	11.8116-0340.1	390595	ATE
C 230 4-matic (204.085)	150	07/07→01/14			2	11.8116-0340.1	390595	ATE
C 250 CDI (204.003)	150	08/08→01/14			2	11.8116-0340.1	390595	ATE
C 250 CGI (204.047)	150	07/09→01/14			2	11.8116-0340.1	390595	ATE
C 280 4-matic (204.081)	170	07/07→01/14			2	11.8116-0340.1	390595	ATE
C 300 (204.054)	170	07/09→01/14			2	11.8116-0340.1	390595	ATE
C 300 (204.055)	185	02/11→01/14			2	11.8116-0340.1	390595	ATE
C 300 4-matic (204.080)	185	02/11→01/14			2	11.8116-0340.1	390595	ATE
C 300 CDI 4-matic (204.092)	170	01/11→01/14			2	11.8116-0340.1	390595	ATE
C 320 CDI 4-matic (204.089)	165	07/07→01/14			2	11.8116-0340.1	390595	ATE
C 350 (204.057)	225	01/11→01/14			2	11.8116-0340.1	390595	ATE
C 350 4-matic (204.087)	200	07/07→01/14			2	11.8116-0340.1	390595	ATE
C 350 4-matic (204.088)	225	01/11→01/14			2	11.8116-0340.1	390595	ATE
C 350 CDI (204.022)	165	07/09→01/14			2	11.8116-0340.1	390595	ATE
C 350 CDI (204.023)	195	06/11→01/14			2	11.8116-0340.1	390595	ATE
C 350 CDI (204.025)	170	10/09→01/14			2	11.8116-0340.1	390595	ATE
↓								











	kW			 	! #		
<b>MERCEDES-BENZ - C-KLASSE (W204) 01/07→01/14</b>							
<b>Feder, Bremssattel</b>							
C 350 CDI 4-matic (204.089)	165	07/09→01/14			2	11.8116-0340.1 390595	ATE
C 350 CDI 4-matic (204.092)	170	10/09→01/14					
C 350 CGI (204.065)	215	09/08→01/14					
C 180 Kompressor (204.046)	115	01/07→01/14		03/07→	2	11.8116-0340.1 390595	ATE
C 200 CDI (204.007, 204.006)	100	01/07→12/10					
C 200 Kompressor (204.041)	135	01/07→01/14					
C 220 CDI (204.008)	120	01/07→11/08					
C 220 CDI (204.008)	125	01/07→11/08					
C 230 (204.052)	150	01/07→01/14					
C 280 (204.054)	170	01/07→01/14					
C 320 CDI (204.022)	165	01/07→01/14					
C 350 (204.056)	200	01/07→01/14					
<b>Führungshülzensatz, Bremssattel</b>							
C 180 CDI (204.000)	88	01/11→01/14	➔	für Fahrzeuge mit Sportpaket / für Fahrzeuge mit AMG-Sportpaket		11.0101-5407.2 260011	ATE
C 200 CDI (204.001)	100	01/11→01/14					
C 250 CDI 4-matic (204.082)	150	01/11→01/14	➔	für Fahrzeuge ohne Sportpaket / für Fahrzeuge ohne AMG-Sportpaket		11.0101-5407.2 260011	ATE
C 180 CGI (204.031)	115	01/08→01/14	➔	04/09→		11.0101-5407.2 260011	ATE
C 180 CGI (204.049)	115	01/07→01/14					
C 200 CGI (204.048)	135	01/07→01/14					
C 300 4-matic (204.081)	170	07/07→01/14					
C 180 Kompressor (204.044, 204.045)	115	01/08→01/14	➔			11.0101-5407.2 260011	ATE
C 200 (204.048)	137	05/11→01/14					
C 220 CDI (204.002)	120	10/08→01/14					
C 220 CDI (204.002)	125	12/08→01/14					
C 220 CDI 4-matic (204.084)	125	02/13→01/14					
C 230 4-matic (204.085)	150	07/07→01/14					
C 250 CDI (204.003)	150	08/08→01/14					
C 250 CGI (204.047)	150	07/09→01/14					
C 280 4-matic (204.081)	170	07/07→01/14					
C 300 (204.054)	170	07/09→01/14					
C 300 (204.055)	185	02/11→01/14					
C 300 4-matic (204.080)	185	02/11→01/14					
C 300 CDI 4-matic (204.092)	170	01/11→01/14					
C 320 CDI 4-matic (204.089)	165	07/07→01/14					
C 350 (204.057)	225	01/11→01/14					
C 350 4-matic (204.087)	200	07/07→01/14					
C 350 4-matic (204.088)	225	01/11→01/14					
C 350 CDI (204.022)	165	07/09→01/14					
C 350 CDI (204.023)	195	06/11→01/14					
C 350 CDI (204.025)	170	10/09→01/14					
C 350 CDI 4-matic (204.089)	165	07/09→01/14					
C 350 CDI 4-matic (204.092)	170	10/09→01/14					
C 350 CGI (204.065)	215	09/08→01/14					
C 180 Kompressor (204.046)	115	01/07→01/14	➔	03/07→		11.0101-5407.2 260011	ATE
C 200 CDI (204.007, 204.006)	100	01/07→12/10					
C 200 Kompressor (204.041)	135	01/07→01/14					
C 220 CDI (204.008)	120	01/07→11/08					
C 220 CDI (204.008)	125	01/07→11/08					
C 230 (204.052)	150	01/07→01/14					
C 280 (204.054)	170	01/07→01/14					
C 320 CDI (204.022)	165	01/07→01/14					
C 350 (204.056)	200	01/07→01/14					
<b>Führungsbolzen, Bremssattel</b>							
C 180 CDI (204.000)	88	01/11→01/14		für Fahrzeuge mit Sportpaket / für Fahrzeuge mit AMG-Sportpaket		11.8171-0008.1 990049	ATE
C 200 CDI (204.001)	100	01/11→01/14					
C 250 CDI 4-matic (204.082)	150	01/11→01/14		für Fahrzeuge ohne Sportpaket / für Fahrzeuge ohne AMG-Sportpaket		11.8171-0008.1 990049	ATE
C 180 CGI (204.031)	115	01/08→01/14		04/09→		11.8171-0008.1 990049	ATE
C 180 CGI (204.049)	115	01/07→01/14					
C 200 CGI (204.048)	135	01/07→01/14					
C 300 4-matic (204.081)	170	07/07→01/14					
C 180 Kompressor (204.044, 204.045)	115	01/08→01/14				11.8171-0008.1 990049	ATE
C 200 (204.048)	137	05/11→01/14					
C 220 CDI (204.002)	120	10/08→01/14					
↓							

	kW			 	! #		
<b>MERCEDES-BENZ - C-KLASSE (W204) 01/07→01/14</b>							
<b>Führungsbolzen, Bremsattel</b>							
C 220 CDI (204.002)	125	12/08→01/14				11.8171-0008.1	990049 ATE
C 220 CDI 4-matic (204.084)	125	02/13→01/14					
C 230 4-matic (204.085)	150	07/07→01/14					
C 250 CDI (204.003)	150	08/08→01/14					
C 250 CGI (204.047)	150	07/09→01/14					
C 280 4-matic (204.081)	170	07/07→01/14					
C 300 (204.054)	170	07/09→01/14					
C 300 (204.055)	185	02/11→01/14					
C 300 4-matic (204.080)	185	02/11→01/14					
C 300 CDI 4-matic (204.092)	170	01/11→01/14					
C 320 CDI 4-matic (204.089)	165	07/07→01/14					
C 350 (204.057)	225	01/11→01/14					
C 350 4-matic (204.087)	200	07/07→01/14					
C 350 4-matic (204.088)	225	01/11→01/14					
C 350 CDI (204.022)	165	07/09→01/14					
C 350 CDI (204.023)	195	06/11→01/14					
C 350 CDI (204.025)	170	10/09→01/14					
C 350 CDI 4-matic (204.089)	165	07/09→01/14					
C 350 CDI 4-matic (204.092)	170	10/09→01/14					
C 350 CGI (204.065)	215	09/08→01/14					
C 180 Kompressor (204.046)	115	01/07→01/14	03/07→			11.8171-0008.1	990049 ATE
C 200 CDI (204.007, 204.006)	100	01/07→12/10					
C 200 Kompressor (204.041)	135	01/07→01/14					
C 220 CDI (204.008)	120	01/07→11/08					
C 220 CDI (204.008)	125	01/07→11/08					
C 230 (204.052)	150	01/07→01/14					
C 280 (204.054)	170	01/07→01/14					
C 320 CDI (204.022)	165	01/07→01/14					
C 350 (204.056)	200	01/07→01/14					
<b> Bremschlauch</b>							
C 180 CDI (204.000)	88	01/11→01/14	←		2	83.7705-0386.3	330828 L= 385
C 180 Kompressor (204.044, 204.045)	115	01/08→01/14	→		2	24.5172-0305.3	331312 L= 305
C 200 (204.048)	137	05/11→01/14					
C 200 CDI (204.001)	100	01/11→01/14					
C 220 CDI (204.002)	120	10/08→01/14					
C 220 CDI (204.002)	125	12/08→01/14					
C 250 CGI (204.047)	150	07/09→01/14					
C 300 (204.054)	170	07/09→01/14					
C 300 (204.055)	185	02/11→01/14					
C 350 (204.057)	225	01/11→01/14					
C 350 CDI (204.022)	165	07/09→01/14					
C 350 CDI (204.023)	195	06/11→01/14					
C 350 CDI (204.025)	170	10/09→01/14					
C 350 CGI (204.065)	215	09/08→01/14					
C 180 CGI (204.031)	115	01/08→01/14	←	04/09→	2	83.7705-0386.3	330828 L= 385
C 180 CGI (204.049)	115	01/07→01/14	→	04/09→	2	24.5172-0305.3	331312 L= 305
C 200 CGI (204.048)	135	01/07→01/14					
C 180 Kompressor (204.046)	115	01/07→01/14	←	03/07→	2	83.7705-0386.3	330828 L= 385
C 200 CDI (204.007, 204.006)	100	01/07→12/10	→	03/07→	2	24.5172-0305.3	331312 L= 305
C 200 Kompressor (204.041)	135	01/07→01/14					
C 220 CDI (204.008)	120	01/07→11/08					
C 220 CDI (204.008)	125	01/07→11/08					
C 230 (204.052)	150	01/07→01/14					
C 280 (204.054)	170	01/07→01/14					
C 320 CDI (204.022)	165	01/07→01/14					
C 350 (204.056)	200	01/07→01/14					
C 220 CDI 4-matic (204.084)	125	02/13→01/14	→		2	24.5172-0305.3	331312 L= 305
C 230 4-matic (204.085)	150	07/07→01/14					
C 250 CDI 4-matic (204.082)	150	01/11→01/14					
C 280 4-matic (204.081)	170	07/07→01/14					
C 300 4-matic (204.080)	185	02/11→01/14					
C 300 CDI 4-matic (204.092)	170	01/11→01/14					
C 320 CDI 4-matic (204.089)	165	07/07→01/14					
C 350 4-matic (204.087)	200	07/07→01/14					
C 350 4-matic (204.088)	225	01/11→01/14					
↓							

	kw			 	! #		
<b>MERCEDES-BENZ - C-KLASSE (W204) 01/07→01/14</b>							
 <b>Bremsschlauch</b>							
C 350 CDI 4-matic (204.089)	165	07/09→01/14	➔		2	24.5172-0305.3 331312	L= 305
C 350 CDI 4-matic (204.092)	170	10/09→01/14					
C 63 AMG	382	07/10→01/14					
C 63 AMG (204.077)	336	02/08→01/14					
C 63 AMG (204.077)	358	02/08→01/14					
C 63 AMG (204.077)	373	02/08→01/14					
C 250 CDI (204.003)	150	08/08→01/14	➔	10/08→	2	83.7705-0386.3 330828	L= 385
			➔	10/08→	2	24.5172-0305.3 331312	L= 305
C 300 4-matic (204.081)	170	07/07→01/14	➔	04/09→	2	24.5172-0305.3 331312	L= 305
<b>MERCEDES-BENZ - C-KLASSE Coupe (C204) 01/11→</b>							
 <b>Bremssattel</b>							
C 180 (204.331)	115	01/13→	➔	☐; für Fahrzeuge mit Sportpaket / für Fahrzeuge mit AMG-Sportpaket		24.3606-1703.5 240587	TRW Ø 60 - Halter
C 180 (204.349)	115	06/11→	➔	☐; für Fahrzeuge mit Sportpaket / für Fahrzeuge mit AMG-Sportpaket		24.3606-1704.5 240588	TRW Ø 60 - Halter
			➔	☐; für Fahrzeuge ohne Sportpaket / für Fahrzeuge ohne AMG-Sportpaket		24.3606-1705.7 220993	TRW Ø 60 - Halter
			➔	☐; für Fahrzeuge ohne Sportpaket / für Fahrzeuge ohne AMG-Sportpaket		24.3606-1706.7 220994	TRW Ø 60 - Halter
			➔	☐; für Fahrzeuge mit Sportpaket / für Fahrzeuge mit AMG-Sportpaket		11.9386-9991.2 220949	ATE Ø 38 - Halter
			➔	☐; für Fahrzeuge ohne Sportpaket / für Fahrzeuge ohne AMG-Sportpaket		11.9386-9991.2 220949	ATE Ø 38 - Halter
			➔	☐; für Fahrzeuge mit Sportpaket / für Fahrzeuge mit AMG-Sportpaket		11.9386-9992.2 220950	ATE Ø 38 - Halter
			➔	☐; für Fahrzeuge ohne Sportpaket / für Fahrzeuge ohne AMG-Sportpaket		11.9386-9992.2 220950	ATE Ø 38 - Halter
C 200 CGI (204.348)	135	06/11→	➔	☐; für Fahrzeuge mit Sportpaket / für Fahrzeuge mit AMG-Sportpaket; nicht für Ausstattungsvariante: Sport Edition [P84]		24.3606-1703.5 240587	TRW Ø 60 - Halter
C 250 (204.347)	150	06/11→	➔	☐; für Fahrzeuge mit Sportpaket / für Fahrzeuge mit AMG-Sportpaket; nicht für Ausstattungsvariante: Sport Edition [P84]		24.3606-1704.5 240588	TRW Ø 60 - Halter
			➔	☐; für Fahrzeuge ohne Sportpaket / für Fahrzeuge ohne AMG-Sportpaket; nicht für Ausstattungsvariante: Sport Edition [P84]		24.3606-1707.7 221011	TRW Ø 60 - Halter
			➔	☐; für Fahrzeuge ohne Sportpaket / für Fahrzeuge ohne AMG-Sportpaket; nicht für Ausstattungsvariante: Sport Edition [P84]		24.3606-1708.7 221012	TRW Ø 60 - Halter
			➔	☐		11.9386-9991.2 220949	ATE Ø 38 - Halter
			➔	☐		11.9386-9992.2 220950	ATE Ø 38 - Halter
C 220 CDI (204.302)	120	06/11→	➔	☐; für Fahrzeuge mit Sportpaket / für Fahrzeuge mit AMG-Sportpaket		24.3606-1703.5 240587	TRW Ø 60 - Halter
C 220 CDI (204.302)	125	06/11→	➔	☐; für Fahrzeuge mit Sportpaket / für Fahrzeuge mit AMG-Sportpaket		24.3606-1704.5 240588	TRW Ø 60 - Halter
			➔	☐; für Fahrzeuge ohne Sportpaket / für Fahrzeuge ohne AMG-Sportpaket		24.3606-1707.7 221011	TRW Ø 60 - Halter
			➔	☐; für Fahrzeuge ohne Sportpaket / für Fahrzeuge ohne AMG-Sportpaket		24.3606-1708.7 221012	TRW Ø 60 - Halter
			➔	☐		11.9386-9991.2 220949	ATE Ø 38 - Halter



	kW			 	! #		
<b>MERCEDES-BENZ - C-KLASSE Coupe (C204) 01/11→</b>							
<b> Bremssattel</b>							
C 220 CDI (204.302)	120	06/11→	➔	☐		11.9386-9992.2 220950	ATE Ø 38 - Halter
C 220 CDI (204.302)	125	06/11→					
C 250 CDI (204.303)	150	06/11→	➔	☐; für Fahrzeuge mit Sportpaket / für Fahrzeuge mit AMG-Sportpaket; nicht für Ausstattungsvariante: Sport Edition [P84]		24.3606-1703.5 240587	TRW Ø 60 - Halter
			➔	☐; für Fahrzeuge mit Sportpaket / für Fahrzeuge mit AMG-Sportpaket; nicht für Ausstattungsvariante: Sport Edition [P84]		24.3606-1704.5 240588	TRW Ø 60 - Halter
			➔	☐; für Fahrzeuge ohne Sportpaket / für Fahrzeuge ohne AMG-Sportpaket; nicht für Ausstattungsvariante: Sport Edition [P84]		24.3606-1707.7 221011	TRW Ø 60 - Halter
			➔	☐; für Fahrzeuge ohne Sportpaket / für Fahrzeuge ohne AMG-Sportpaket; nicht für Ausstattungsvariante: Sport Edition [P84]		24.3606-1708.7 221012	TRW Ø 60 - Halter
			➔	☐		11.9406-9961.2 220951	ATE Ø 40 - Halter
			➔	☐		11.9406-9962.2 220952	ATE Ø 40 - Halter
C 350 (204.357)	225	06/11→	➔	☐; für Fahrzeuge mit Sportpaket / für Fahrzeuge mit AMG-Sportpaket		24.3606-1711.5 240780	TRW Ø 60 - Halter
			➔	☐; für Fahrzeuge mit Sportpaket / für Fahrzeuge mit AMG-Sportpaket		24.3606-1712.5 240781	TRW Ø 60 - Halter
			➔	☐		11.9406-9961.2 220951	ATE Ø 40 - Halter
			➔	☐		11.9406-9962.2 220952	ATE Ø 40 - Halter
C 350 4-matic	225	09/13→	➔	☐; für Fahrzeuge mit Sportpaket / für Fahrzeuge mit AMG-Sportpaket		24.3601-1721.5 240629	TRW Ø 60 - Halter
			➔	☐; für Fahrzeuge mit Sportpaket / für Fahrzeuge mit AMG-Sportpaket		24.3601-1722.5 240630	TRW Ø 60 - Halter
			➔	☐; für Fahrzeuge ohne AMG-Sportpaket / für Fahrzeuge ohne Sportpaket		24.3601-1723.5 240631	TRW Ø 60 - Halter
			➔	☐; für Fahrzeuge ohne Sportpaket / für Fahrzeuge ohne AMG-Sportpaket		24.3601-1724.5 240632	TRW Ø 60 - Halter
			➔	☐		11.9406-9961.2 220951	ATE Ø 40 - Halter
			➔	☐		11.9406-9962.2 220952	ATE Ø 40 - Halter
<b>Feder, Bremssattel</b>							
C 180 (204.331)	115	01/13→		für Fahrzeuge mit Sportpaket / für Fahrzeuge mit AMG-Sportpaket	2	11.8116-0340.1 390595	ATE
C 180 (204.349)	115	06/11→		für Fahrzeuge ohne Sportpaket / für Fahrzeuge ohne AMG-Sportpaket	2	11.8116-0340.1 390595	ATE
C 200 CGI (204.348)	135	06/11→			2	11.8116-0340.1 390595	ATE
C 220 CDI (204.302)	120	06/11→					
C 220 CDI (204.302)	125	06/11→					
C 250 (204.347)	150	06/11→					
C 250 CDI (204.303)	150	06/11→					
C 350 (204.357)	225	06/11→					
C 350 4-matic	225	09/13→					
<b>Führungshülzensatz, Bremssattel</b>							
C 180 (204.331)	115	01/13→	➔	für Fahrzeuge mit Sportpaket / für Fahrzeuge mit AMG-Sportpaket		11.0101-5407.2 260011	ATE
C 180 (204.349)	115	06/11→	➔	für Fahrzeuge ohne Sportpaket / für Fahrzeuge ohne AMG-Sportpaket		11.0101-5407.2 260011	ATE
C 200 CGI (204.348)	135	06/11→	➔			11.0101-5407.2 260011	ATE
C 220 CDI (204.302)	120	06/11→					
C 220 CDI (204.302)	125	06/11→					
C 250 (204.347)	150	06/11→					
C 250 CDI (204.303)	150	06/11→					
C 350 (204.357)	225	06/11→					
C 350 4-matic	225	09/13→					
↓							

**MERCEDES-BENZ - C-KLASSE Coupe (C204) 01/11→**

**Führungsbolzen, Bremsattel**

C 180 (204.331) C 180 (204.349)	115 115	01/13→ 06/11→		für Fahrzeuge mit Sportpaket / für Fahrzeuge mit AMG-Sportpaket für Fahrzeuge ohne Sportpaket / für Fahrzeuge ohne AMG-Sportpaket		11.8171-0008.1 11.8171-0008.1	990049 990049	ATE ATE
C 200 CGI (204.348) C 220 CDI (204.302) C 220 CDI (204.302) C 250 (204.347) C 250 CDI (204.303) C 350 (204.357) C 350 4-matic	135 120 125 150 150 225 225	06/11→ 06/11→ 06/11→ 06/11→ 06/11→ 06/11→ 09/13→				11.8171-0008.1	990049	ATE








**Bremsschlauch**

C 180 (204.331) C 180 (204.349)	115 115	01/13→ 06/11→				2 2	83.7705-0386.3 24.5172-0305.3	330828 331312	L= 385 L= 305
C 200 CGI (204.348) C 220 CDI (204.302) C 220 CDI (204.302) C 250 (204.347) C 250 CDI (204.303) C 350 (204.357)	135 120 125 150 150 225	06/11→ 06/11→ 06/11→ 06/11→ 06/11→ 06/11→							
C 350 4-matic C 63 AMG (204.377) C 63 AMG (204.377) C 63 AMG (204.377)	225 336 358 373	09/13→ 06/11→ 01/12→ 11/12→				2	24.5172-0305.3	331312	L= 305

**MERCEDES-BENZ - C-KLASSE Kombi (S202) 06/96→03/01**

**Bremssattel**

C 180 T (202.078) C 180 T (202.081) C 200 T CDI (202.194) C 200 T D (202.180) C 220 T CDI (202.193) C 220 T D (202.182) C 220 T D (202.182)	90 95 75 65 92 55 70	06/96→09/00 09/00→03/01 03/98→03/01 10/96→03/01 09/97→03/01 06/96→03/01 06/96→09/98							
C 200 T (202.080) C 200 T Kompressor (202.082)	100 141	06/96→03/01 11/96→03/01							
C 200 T Kompressor (202.087) C 250 T Turbo-D (202.188)	120 110	09/00→03/01 06/96→03/01							
C 230 T (202.083)	110	06/96→06/98							
C 230 T Kompressor (202.085) C 240 T (202.086) C 240 T (202.088) C 280 T (202.089)	142 125 125 145	06/97→09/00 06/97→09/00 09/00→03/01 06/97→03/01							
C 43 AMG (202.093)	225	08/97→03/01							

	kW					! #			
<b>MERCEDES-BENZ - C-KLASSE Kombi (S202) 06/96→03/01</b>									
<b>Halter, Bremssattel</b>									
C 200 T (202.080)	100	06/96→03/01	←			2	11.8170-0401.1	260103	ATE
C 200 T Kompressor (202.082)	141	11/96→03/01							
C 200 T Kompressor (202.087)	120	09/00→03/01							
C 230 T Kompressor (202.085)	142	06/97→09/00							
C 240 T (202.086)	125	06/97→09/00							
C 240 T (202.088)	125	09/00→03/01							
C 250 T Turbo-D (202.188)	110	06/96→03/01							
C 280 T (202.089)	145	06/97→03/01							
<b>Feder, Bremssattel</b>									
C 200 T (202.080)	100	06/96→03/01	←			2	11.8116-0253.1	390512	ATE
C 200 T Kompressor (202.082)	141	11/96→03/01							
C 200 T Kompressor (202.087)	120	09/00→03/01							
C 230 T Kompressor (202.085)	142	06/97→09/00							
C 240 T (202.086)	125	06/97→09/00							
C 240 T (202.088)	125	09/00→03/01							
C 250 T Turbo-D (202.188)	110	06/96→03/01							
C 280 T (202.089)	145	06/97→03/01							
C 43 AMG (202.093)	225	08/97→03/01		09/97→		2	11.8116-0133.1	390511	ATE
<b>Führungshülzensatz, Bremssattel</b>									
C 200 T (202.080)	100	06/96→03/01	←				11.0101-5407.2	260011	ATE
C 200 T Kompressor (202.082)	141	11/96→03/01							
C 200 T Kompressor (202.087)	120	09/00→03/01							
C 230 T Kompressor (202.085)	142	06/97→09/00							
C 240 T (202.086)	125	06/97→09/00							
C 240 T (202.088)	125	09/00→03/01							
C 250 T Turbo-D (202.188)	110	06/96→03/01							
C 280 T (202.089)	145	06/97→03/01							
<b>Führungsbolzen, Bremssattel</b>									
C 200 T (202.080)	100	06/96→03/01					11.8171-0008.1	990049	ATE
C 200 T Kompressor (202.082)	141	11/96→03/01							
C 200 T Kompressor (202.087)	120	09/00→03/01							
C 230 T Kompressor (202.085)	142	06/97→09/00							
C 240 T (202.086)	125	06/97→09/00							
C 240 T (202.088)	125	09/00→03/01							
C 250 T Turbo-D (202.188)	110	06/96→03/01							
C 280 T (202.089)	145	06/97→03/01							
<b>Dichtungssatz, Bremssattel</b>									
C 180 T (202.078)	90	06/96→09/00	→	F576241→			13.0441-3609.2	250057	ATE
C 180 T (202.081)	95	09/00→03/01	→						
C 200 T CDI (202.194)	75	03/98→03/01	→	→ F576240			13.0441-3817.2	250071	ATE
C 200 T D (202.180)	65	10/96→03/01							
C 220 T CDI (202.193)	92	09/97→03/01							
C 220 T D (202.182)	55	06/96→03/01							
C 220 T D (202.182)	70	06/96→09/98							
C 200 T (202.080)	100	06/96→03/01	←				11.0441-5703.2	250145	ATE
C 200 T Kompressor (202.082)	141	11/96→03/01	→	F576241→			13.0441-3609.2	250057	ATE
C 200 T Kompressor (202.087)	120	09/00→03/01	→	→ F576240			13.0441-3817.2	250071	ATE
C 250 T Turbo-D (202.188)	110	06/96→03/01							
C 230 T (202.083)	110	06/96→06/98	→	F576241→; → 06/97			13.0441-3609.2	250057	ATE
			→	→ F576240			13.0441-3817.2	250071	ATE
C 230 T Kompressor (202.085)	142	06/97→09/00	←				11.0441-5703.2	250145	ATE
C 240 T (202.086)	125	06/97→09/00	→				13.0441-3609.2	250057	ATE
C 240 T (202.088)	125	09/00→03/01							
C 280 T (202.089)	145	06/97→03/01							
C 43 AMG (202.093)	225	08/97→03/01	→	09/97→			13.0441-3606.2	250147	ATE
↓									

**MERCEDES-BENZ - C-KLASSE Kombi (S202) 06/96→03/01**

**Schraube, Bremssattel**

C 180 T (202.078)	90	06/96→09/00	←		4	13.8190-0330.1	990134	M12x1,5
C 180 T (202.081)	95	09/00→03/01						
C 200 T (202.080)	100	06/96→03/01						
C 200 T CDI (202.194)	75	03/98→03/01						
C 200 T D (202.180)	65	10/96→03/01						
C 200 T Kompressor (202.082)	141	11/96→03/01						
C 200 T Kompressor (202.087)	120	09/00→03/01						
C 220 T CDI (202.193)	92	09/97→03/01						
C 220 T D (202.182)	55	06/96→03/01						
C 220 T D (202.182)	70	06/96→09/98						
C 230 T Kompressor (202.085)	142	06/97→09/00						
C 240 T (202.086)	125	06/97→09/00						
C 240 T (202.088)	125	09/00→03/01						
C 250 T Turbo-D (202.188)	110	06/96→03/01						
C 280 T (202.089)	145	06/97→03/01						
C 230 T (202.083)	110	06/96→06/98	←	→ 06/97	4	13.8190-0330.1	990134	M12x1,5
C 43 AMG (202.093)	225	08/97→03/01	←	09/97→	4	13.8190-0330.1	990134	M12x1,5









**Bremsschlauch**

C 180 T (202.078)	90	06/96→09/00	←		2	83.7705-0386.3	330828	L= 385
C 180 T (202.081)	95	09/00→03/01						
C 200 T (202.080)	100	06/96→03/01	→		2	24.5123-0281.3	330877	L= 280
C 200 T CDI (202.194)	75	03/98→03/01						
C 200 T D (202.180)	65	10/96→03/01						
C 200 T Kompressor (202.082)	141	11/96→03/01						
C 200 T Kompressor (202.087)	120	09/00→03/01						
C 220 T CDI (202.193)	92	09/97→03/01						
C 220 T D (202.182)	55	06/96→03/01						
C 220 T D (202.182)	70	06/96→09/98						
C 230 T Kompressor (202.085)	142	06/97→09/00						
C 240 T (202.086)	125	06/97→09/00						
C 240 T (202.088)	125	09/00→03/01						
C 250 T Turbo-D (202.188)	110	06/96→03/01						
C 280 T (202.089)	145	06/97→03/01						
C 230 T (202.083)	110	06/96→06/98	←	→ 06/97	2	83.7705-0386.3	330828	L= 385
			→	→ 06/97	2	24.5123-0281.3	330877	L= 280
C 43 AMG (202.093)	225	08/97→03/01	←	09/97→	2	83.7705-0386.3	330828	L= 385
			→	09/97→	2	24.5123-0281.3	330877	L= 280








**MERCEDES-BENZ - C-KLASSE Kombi (S203) 03/01→08/07**









**Bremssattel**









C 180 (203.235)	95	03/01→05/02	←	☐		24.3571-1739.7	220667	TRW Ø 57 - Halter
			←	☐		24.3571-1740.7	220668	TRW Ø 57 - Halter
			→	☐		13.9361-0035.2	210253	ATE Ø 36
			→	☐		13.9361-0036.2	210254	ATE Ø 36
C 180 Kompressor (203.246)	105	05/02→08/07	←	☐;		24.3571-1739.7	220667	TRW Ø 57 - Halter
C 200 CDI (203.204, 203.207)	75	03/01→08/07		für Fahrzeuge ohne Sportpaket / für Fahrzeuge ohne AMG-Sportpaket				
C 200 CDI (203.204)	85	03/01→08/07	←	☐;		24.3571-1740.7	220668	TRW Ø 57 - Halter
C 200 CDI (203.207)	90	04/03→08/07		für Fahrzeuge ohne Sportpaket / für Fahrzeuge ohne AMG-Sportpaket				
C 200 CGI Kompressor (203.243)	125	07/03→08/07	→	☐		13.9361-0035.2	210253	ATE Ø 36
C 200 Kompressor (203.242)	120	05/02→08/07	→	☐		13.9361-0036.2	210254	ATE Ø 36
C 220 CDI (203.206)	105	03/01→08/07						
C 220 CDI (203.208)	100	08/06→08/07						
C 220 CDI (203.208)	110	02/04→08/07						
C 200 Kompressor (203.245)	120	03/01→05/02	←	☐; → 04/02		24.3571-1739.7	220667	TRW Ø 57 - Halter
			←	☐; → 04/02		24.3571-1740.7	220668	TRW Ø 57 - Halter
			→	☐; → 04/02		13.9361-0035.2	210253	ATE Ø 36
			→	☐; → 04/02		13.9361-0036.2	210254	ATE Ø 36
C 230 (203.252)	150	01/05→08/07	←	☐; 06/05→;		24.3571-1721.7	220555	TRW Ø 57 - Halter
C 280 (203.254)	170	01/05→08/07		für Fahrzeuge ohne Sportpaket / für Fahrzeuge ohne AMG-Sportpaket				

	kw			 	! #		
<b>MERCEDES-BENZ - C-KLASSE Kombi (S203) 03/01→08/07</b>							
<b> Bremssattel</b>							
C 230 (203.252) C 280 (203.254)	150 170	01/05→08/07 01/05→08/07	←	☐; 06/05→; für Fahrzeuge ohne Sportpaket / für Fahrzeuge ohne AMG-Sportpaket		24.3571-1722.7 220556	TRW Ø 57 - Halter
			→	☐; 06/05→		13.9361-0035.2 210253	ATE Ø 36
			→	☐; 06/05→		13.9361-0036.2 210254	ATE Ø 36
C 230 Kompressor (203.240) C 240 (203.261) C 270 CDI (203.216) C 270 CDI (203.216) C 320 (203.264)	141 125 120 125 160	02/04→08/07 03/01→08/07 03/01→08/07 03/01→08/07 03/01→08/07	←	☐; für Fahrzeuge ohne Sportpaket / für Fahrzeuge ohne AMG-Sportpaket		24.3571-1721.7 220555	TRW Ø 57 - Halter
			←	☐; für Fahrzeuge ohne Sportpaket / für Fahrzeuge ohne AMG-Sportpaket		24.3571-1722.7 220556	TRW Ø 57 - Halter
			→	☐		13.9361-0035.2 210253	ATE Ø 36
			→	☐		13.9361-0036.2 210254	ATE Ø 36
C 240 4-matic (203.281) C 320 4-matic (203.284) C 320 CDI (203.220)	125 160 165	07/02→08/07 07/02→08/07 06/05→08/07	→	☐		13.9361-0035.2 210253	ATE Ø 36
			→	☐		13.9361-0036.2 210254	ATE Ø 36
C 280 4-matic (203.292) C 350 (203.256)	170 200	01/05→08/07 01/05→08/07	→	☐; 06/05→		13.9361-0035.2 210253	ATE Ø 36
			→	☐; 06/05→		13.9361-0036.2 210254	ATE Ø 36
C 350 4-matic (203.287)	200	01/05→08/07	→	☐; 06/05→; für Fahrzeuge ohne Sportpaket / für Fahrzeuge ohne AMG-Sportpaket		13.2421-8025.2 210061	ATE Ø 42
			→	☐; 06/05→; für Fahrzeuge ohne Sportpaket / für Fahrzeuge ohne AMG-Sportpaket		13.2421-8026.2 210062	ATE Ø 42
			→	☐; 06/05→; für Fahrzeuge mit Sportpaket / für Fahr- zeuge mit AMG-Sportpaket		13.9361-0035.2 210253	ATE Ø 36
			→	☐; 06/05→; für Fahrzeuge mit Sportpaket / für Fahr- zeuge mit AMG-Sportpaket		13.9361-0036.2 210254	ATE Ø 36
<b>Dichtungssatz, Bremssattel</b>							
C 180 (203.235) C 180 Kompressor (203.246) C 200 CDI (203.204, 203.207) C 200 CDI (203.204) C 200 CDI (203.207) C 200 CGI Kompressor (203.243) C 200 Kompressor (203.242) C 220 CDI (203.206) C 220 CDI (203.208) C 220 CDI (203.208) C 230 Kompressor (203.240) C 240 (203.261) C 240 4-matic (203.281) C 270 CDI (203.216) C 270 CDI (203.216) C 320 (203.264) C 320 4-matic (203.284) C 320 CDI (203.220)	95 105 75 85 90 125 120 105 100 110 141 125 120 120 125 160 160 165	03/01→05/02 05/02→08/07 03/01→08/07 03/01→08/07 04/03→08/07 07/03→08/07 05/02→08/07 03/01→08/07 08/06→08/07 02/04→08/07 02/04→08/07 03/01→08/07 07/02→08/07 03/01→08/07 03/01→08/07 03/01→08/07 07/02→08/07 06/05→08/07	→			13.0441-3609.2 250057	ATE
C 200 Kompressor (203.245)	120	03/01→05/02	→	→ 04/02		13.0441-3609.2 250057	ATE
C 230 (203.252) C 280 (203.254) C 280 4-matic (203.292) C 350 (203.256)	150 170 170 200	01/05→08/07 01/05→08/07 01/05→08/07 01/05→08/07	→	06/05→		13.0441-3609.2 250057	ATE
C 30 CDI AMG (203.218) C 32 AMG Kompressor (203.265) C 55 AMG (203.276)	170 260 270	01/03→08/07 03/01→08/07 02/04→08/07	→			13.0441-4216.2 250093	ATE
C 350 4-matic (203.287)	200	01/05→08/07	→	06/05→; für Fahrzeuge mit Sportpaket / für Fahr- zeuge mit AMG-Sportpaket		13.0441-3609.2 250057	ATE
			→	06/05→; für Fahrzeuge ohne Sportpaket / für Fahrzeuge ohne AMG-Sportpaket		13.0441-4216.2 250093	ATE
<b>Zubehörsatz, Bremssattel</b>							
C 180 (203.235) C 240 4-matic (203.281) ↓	95 125	03/01→05/02 07/02→08/07	←			24.0101-3803.2 260101	TRW










































	kw					! #		
<b>MERCEDES-BENZ - C-KLASSE Kombi (S203) 03/01→08/07</b>								
<b>Zubehörsatz, Bremssattel</b>								
C 320 4-matic (203.284)	160	07/02→08/07	←				24.0101-3803.2 260101	TRW
C 180 Kompressor (203.246)	105	05/02→08/07	←	A 660227 / F 565689→;			24.0101-3803.2 260101	TRW
C 200 CDI (203.207)	90	04/03→08/07		für Fahrzeuge mit Sportpaket / für Fahr-				
C 200 CGI Kompressor (203.243)	125	07/03→08/07	←	zeuge mit AMG-Sportpaket			24.0101-3803.2 260101	TRW
C 200 Kompressor (203.242)	120	05/02→08/07		→ A 660226 / F 565688;				
C 220 CDI (203.208)	110	02/04→08/07	←	für Fahrzeuge mit Sportpaket / für Fahr-			24.0101-3803.2 260101	TRW
C 230 Kompressor (203.240)	141	02/04→08/07		zeuge mit AMG-Sportpaket				
C 240 (203.261)	125	03/01→08/07		für Fahrzeuge ohne Sportpaket / für				
C 270 CDI (203.216)	120	03/01→08/07		Fahrzeuge ohne AMG-Sportpaket				
C 270 CDI (203.216)	125	03/01→08/07						
C 320 (203.264)	160	03/01→08/07						
C 200 CDI (203.204, 203.207)	75	03/01→08/07	←	für Fahrzeuge mit Sportpaket / für Fahr-			24.0101-3803.2 260101	TRW
C 200 CDI (203.204)	85	03/01→08/07		zeuge mit AMG-Sportpaket				
C 220 CDI (203.206)	105	03/01→08/07	←	für Fahrzeuge ohne Sportpaket / für			24.0101-3803.2 260101	TRW
C 220 CDI (203.208)	100	08/06→08/07		Fahrzeuge ohne AMG-Sportpaket				
C 200 Kompressor (203.245)	120	03/01→05/02	←	→ 04/02			24.0101-3803.2 260101	TRW
C 230 (203.252)	150	01/05→08/07	←	06/05→;			24.0101-3803.2 260101	TRW
C 280 (203.254)	170	01/05→08/07		für Fahrzeuge ohne Sportpaket / für				
C 280 4-matic (203.292)	170	01/05→08/07		Fahrzeuge ohne AMG-Sportpaket				
			←	06/05→;			24.0101-3803.2 260101	TRW
				für Fahrzeuge mit Sportpaket / für Fahr-				
				zeuge mit AMG-Sportpaket				
C 320 CDI (203.220)	165	06/05→08/07	←	für Fahrzeuge ohne Sportpaket / für			24.0101-3803.2 260101	TRW
				Fahrzeuge ohne AMG-Sportpaket				
C 350 (203.256)	200	01/05→08/07	←	06/05→;			24.0101-3803.2 260101	TRW
				für Fahrzeuge ohne Sportpaket / für				
				Fahrzeuge ohne AMG-Sportpaket				
<b>Schraube, Bremssattel</b>								
C 240 4-matic (203.281)	125	07/02→08/07				2	13.8190-0330.1 990134	M12x1,5
C 320 4-matic (203.284)	160	07/02→08/07						
C 280 4-matic (203.292)	170	01/05→08/07		06/05→;		2	13.8190-0330.1 990134	M12x1,5
				für Fahrzeuge ohne Sportpaket / für				
				Fahrzeuge ohne AMG-Sportpaket				
<b>Bremsschlauch</b>								
C 180 (203.235)	95	03/01→05/02	←			2	83.7705-0386.3 330828	L= 385
C 180 Kompressor (203.246)	105	05/02→08/07	→			2	24.5123-0281.3 330877	L= 280
C 200 CDI (203.204, 203.207)	75	03/01→08/07						
C 200 CDI (203.204)	85	03/01→08/07						
C 200 CDI (203.207)	90	04/03→08/07						
C 200 CGI Kompressor (203.243)	125	07/03→08/07						
C 200 Kompressor (203.242)	120	05/02→08/07						
C 220 CDI (203.206)	105	03/01→08/07						
C 220 CDI (203.208)	100	08/06→08/07						
C 220 CDI (203.208)	110	02/04→08/07						
C 230 Kompressor (203.240)	141	02/04→08/07						
C 240 (203.261)	125	03/01→08/07						
C 270 CDI (203.216)	120	03/01→08/07						
C 270 CDI (203.216)	125	03/01→08/07						
C 30 CDI AMG (203.218)	170	01/03→08/07						
C 320 (203.264)	160	03/01→08/07						
C 320 CDI (203.220)	165	06/05→08/07						
C 32 AMG Kompressor (203.265)	260	03/01→08/07						
C 55 AMG (203.276)	270	02/04→08/07						
C 200 Kompressor (203.245)	120	03/01→05/02	←	→ 04/02		2	83.7705-0386.3 330828	L= 385
			→	→ 04/02		2	24.5123-0281.3 330877	L= 280
C 230 (203.252)	150	01/05→08/07	←	06/05→		2	83.7705-0386.3 330828	L= 385
C 280 (203.254)	170	01/05→08/07						
C 350 (203.256)	200	01/05→08/07	→	06/05→		2	24.5123-0281.3 330877	L= 280
C 240 4-matic (203.281)	125	07/02→08/07	→			2	24.5123-0281.3 330877	L= 280
C 320 4-matic (203.284)	160	07/02→08/07						
C 280 4-matic (203.292)	170	01/05→08/07	→	06/05→		2	24.5123-0281.3 330877	L= 280
C 350 4-matic (203.287)	200	01/05→08/07						








	kw			 	! #		
<b>MERCEDES-BENZ - C-KLASSE Kombi (S204) 08/07→08/14</b>							
 <b>Bremssattel</b>							
C 180 (204.231)	115	02/12→08/14	←	☐; für Fahrzeuge mit Sportpaket / für Fahrzeuge mit AMG-Sportpaket	24.3606-1703.5	240587	TRW Ø 60 - Halter
C 180 CGI (204.249)	115	11/09→08/14					
C 180 Kompressor (204.245)	115	01/08→08/14					
C 200 CDI (204.201)	100	08/10→08/14	←	☐; für Fahrzeuge mit Sportpaket / für Fahrzeuge mit AMG-Sportpaket	24.3606-1704.5	240588	TRW Ø 60 - Halter
			←	☐; für Fahrzeuge ohne Sportpaket / für Fahrzeuge ohne AMG-Sportpaket	24.3606-1705.7	220993	TRW Ø 60 - Halter
			←	☐; für Fahrzeuge ohne Sportpaket / für Fahrzeuge ohne AMG-Sportpaket	24.3606-1706.7	220994	TRW Ø 60 - Halter
			→	☐; für Fahrzeuge ohne Sportpaket / für Fahrzeuge ohne AMG-Sportpaket	11.9381-9954.2	220926	ATE Ø 38 - Halter
			→	☐; für Fahrzeuge mit Sportpaket / für Fahrzeuge mit AMG-Sportpaket	11.9386-9991.2	220949	ATE Ø 38 - Halter
			→	☐; für Fahrzeuge mit Sportpaket / für Fahrzeuge mit AMG-Sportpaket	11.9386-9992.2	220950	ATE Ø 38 - Halter
C 180 CDI (204.200)	88	01/11→08/14	←	☐; für Fahrzeuge mit Sportpaket / für Fahrzeuge mit AMG-Sportpaket	24.3606-1703.5	240587	TRW Ø 60 - Halter
			←	☐; für Fahrzeuge mit Sportpaket / für Fahrzeuge mit AMG-Sportpaket	24.3606-1704.5	240588	TRW Ø 60 - Halter
			←	☐; für Fahrzeuge ohne AMG-Sportpaket / für Fahrzeuge ohne Sportpaket	24.3606-1705.7	220993	TRW Ø 60 - Halter
			←	☐; für Fahrzeuge ohne AMG-Sportpaket / für Fahrzeuge ohne Sportpaket	24.3606-1706.7	220994	TRW Ø 60 - Halter
			→	☐; für Fahrzeuge ohne Sportpaket / für Fahrzeuge ohne AMG-Sportpaket	11.9381-9954.2	220926	ATE Ø 38 - Halter
			→	☐; für Fahrzeuge mit Sportpaket / für Fahrzeuge mit AMG-Sportpaket	11.9386-9991.2	220949	ATE Ø 38 - Halter
			→	☐; für Fahrzeuge mit Sportpaket / für Fahrzeuge mit AMG-Sportpaket	11.9386-9992.2	220950	ATE Ø 38 - Halter
C 180 Kompressor (204.246)	115	08/07→08/14	←	☐; 09/07→; für Fahrzeuge mit Sportpaket / für Fahrzeuge mit AMG-Sportpaket	24.3606-1703.5	240587	TRW Ø 60 - Halter
C 200 CDI (204.207)	100	08/07→12/11	←	☐; 09/07→; für Fahrzeuge mit Sportpaket / für Fahrzeuge mit AMG-Sportpaket	24.3606-1704.5	240588	TRW Ø 60 - Halter
			←	☐; 09/07→; für Fahrzeuge ohne Sportpaket / für Fahrzeuge ohne AMG-Sportpaket	24.3606-1705.7	220993	TRW Ø 60 - Halter
			←	☐; 09/07→; für Fahrzeuge ohne Sportpaket / für Fahrzeuge ohne AMG-Sportpaket	24.3606-1706.7	220994	TRW Ø 60 - Halter
			→	☐; 09/07→; für Fahrzeuge ohne Sportpaket / für Fahrzeuge ohne AMG-Sportpaket	11.9381-9954.2	220926	ATE Ø 38 - Halter
			→	☐; 09/07→; für Fahrzeuge mit Sportpaket / für Fahrzeuge mit AMG-Sportpaket	11.9386-9991.2	220949	ATE Ø 38 - Halter
			→	☐; 09/07→; für Fahrzeuge mit Sportpaket / für Fahrzeuge mit AMG-Sportpaket	11.9386-9992.2	220950	ATE Ø 38 - Halter
C 200 CGI (204.248)	135	08/07→08/14	←	☐; 04/09→; für Fahrzeuge mit Sportpaket / für Fahrzeuge mit AMG-Sportpaket	24.3606-1703.5	240587	TRW Ø 60 - Halter
			←	☐; 04/09→; für Fahrzeuge mit Sportpaket / für Fahrzeuge mit AMG-Sportpaket	24.3606-1704.5	240588	TRW Ø 60 - Halter
			←	☐; 04/09→; für Fahrzeuge ohne Sportpaket / für Fahrzeuge ohne AMG-Sportpaket	24.3606-1707.7	221011	TRW Ø 60 - Halter
			←	☐; 04/09→; für Fahrzeuge ohne Sportpaket / für Fahrzeuge ohne AMG-Sportpaket	24.3606-1708.7	221012	TRW Ø 60 - Halter








	kw			 	! #		
<b>MERCEDES-BENZ - C-KLASSE Kombi (S204) 08/07→08/14</b>							
 <b>Bremssattel</b>							
C 200 CGI (204.248)	135	08/07→08/14	➔	☐; 04/09→; GG	11.9381-9954.2	220926	ATE Ø 38 - Halter
			➔	☐; 04/09→; ALU	11.9386-9991.2	220949	ATE Ø 38 - Halter
			➔	☐; 04/09→; ALU	11.9386-9992.2	220950	ATE Ø 38 - Halter
C 200 Kompressor (204.241) C 220 CDI (204.208) C 230 (204.252)	135	08/07→08/14	➔	☐; 09/07→; für Fahrzeuge mit Sportpaket / für Fahrzeuge mit AMG-Sportpaket	24.3606-1703.5	240587	TRW Ø 60 - Halter
	125	08/07→11/08	➔	☐; 09/07→; für Fahrzeuge mit Sportpaket / für Fahrzeuge mit AMG-Sportpaket	24.3606-1704.5	240588	TRW Ø 60 - Halter
	150	08/07→08/14		☐; 09/07→; für Fahrzeuge ohne Sportpaket / für Fahrzeuge ohne AMG-Sportpaket	24.3606-1707.7	221011	TRW Ø 60 - Halter
				☐; 09/07→; für Fahrzeuge ohne Sportpaket / für Fahrzeuge ohne AMG-Sportpaket	24.3606-1708.7	221012	TRW Ø 60 - Halter
				☐; 09/07→; GG	11.9381-9954.2	220926	ATE Ø 38 - Halter
				☐; 09/07→; ALU	11.9386-9991.2	220949	ATE Ø 38 - Halter
				☐; 09/07→; ALU	11.9386-9992.2	220950	ATE Ø 38 - Halter
				☐; für Fahrzeuge mit Sportpaket / für Fahrzeuge mit AMG-Sportpaket	24.3606-1703.5	240587	TRW Ø 60 - Halter
				☐; für Fahrzeuge mit Sportpaket / für Fahrzeuge mit AMG-Sportpaket	24.3606-1704.5	240588	TRW Ø 60 - Halter
		☐; für Fahrzeuge ohne Sportpaket / für Fahrzeuge ohne AMG-Sportpaket		24.3606-1707.7	221011	TRW Ø 60 - Halter	
C 220 CDI (204.202) C 220 CDI (204.202) C 250 CGI (204.247)	120	12/08→08/14	➔	☐; für Fahrzeuge mit Sportpaket / für Fahrzeuge mit AMG-Sportpaket	24.3606-1703.5	240587	TRW Ø 60 - Halter
	125	12/08→08/14		☐; für Fahrzeuge mit Sportpaket / für Fahrzeuge mit AMG-Sportpaket	24.3606-1704.5	240588	TRW Ø 60 - Halter
	150	07/09→08/14		☐; für Fahrzeuge ohne Sportpaket / für Fahrzeuge ohne AMG-Sportpaket	24.3606-1707.7	221011	TRW Ø 60 - Halter
				☐; für Fahrzeuge ohne Sportpaket / für Fahrzeuge ohne AMG-Sportpaket	24.3606-1708.7	221012	TRW Ø 60 - Halter
				☐; GG	11.9381-9954.2	220926	ATE Ø 38 - Halter
				☐; ALU	11.9386-9991.2	220949	ATE Ø 38 - Halter
				☐; ALU	11.9386-9992.2	220950	ATE Ø 38 - Halter
				☐; 09/07→; für Fahrzeuge mit Sportpaket / für Fahrzeuge mit AMG-Sportpaket	24.3606-1703.5	240587	TRW Ø 60 - Halter
				☐; für Fahrzeuge mit Sportpaket / für Fahrzeuge mit AMG-Sportpaket	24.3606-1703.5	240587	TRW Ø 60 - Halter
C 220 CDI (204.208)	120	08/07→11/08	➔	☐; 09/07→; für Fahrzeuge mit Sportpaket / für Fahrzeuge mit AMG-Sportpaket	24.3606-1703.5	240587	TRW Ø 60 - Halter
			➔	☐; für Fahrzeuge mit Sportpaket / für Fahrzeuge mit AMG-Sportpaket	24.3606-1703.5	240587	TRW Ø 60 - Halter
			➔	☐; 09/07→; für Fahrzeuge mit Sportpaket / für Fahrzeuge mit AMG-Sportpaket	24.3606-1704.5	240588	TRW Ø 60 - Halter
			➔	☐; für Fahrzeuge mit Sportpaket / für Fahrzeuge mit AMG-Sportpaket	24.3606-1704.5	240588	TRW Ø 60 - Halter
			➔	☐; 09/07→; für Fahrzeuge ohne Sportpaket / für Fahrzeuge ohne AMG-Sportpaket	24.3606-1707.7	221011	TRW Ø 60 - Halter
			➔	☐; für Fahrzeuge ohne Sportpaket / für Fahrzeuge ohne AMG-Sportpaket	24.3606-1707.7	221011	TRW Ø 60 - Halter
			➔	☐; 09/07→; für Fahrzeuge ohne Sportpaket / für Fahrzeuge ohne AMG-Sportpaket	24.3606-1708.7	221012	TRW Ø 60 - Halter
			➔	☐; für Fahrzeuge ohne Sportpaket / für Fahrzeuge ohne AMG-Sportpaket	24.3606-1708.7	221012	TRW Ø 60 - Halter
			➔	☐; GG	11.9381-9954.2	220926	ATE Ø 38 - Halter
			➔	☐; 09/07→; GG	11.9381-9954.2	220926	ATE Ø 38 - Halter
			➔	☐; 09/07→; ALU	11.9386-9991.2	220949	ATE Ø 38 - Halter
			➔	☐; ALU	11.9386-9991.2	220949	ATE Ø 38 - Halter
			➔	☐; ALU	11.9386-9992.2	220950	ATE Ø 38 - Halter
			➔	☐; 09/07→; ALU	11.9386-9992.2	220950	ATE Ø 38 - Halter
			C 220 CDI 4-matic (204.284)	125	02/13→08/14	➔	☐; für Fahrzeuge ohne Sportpaket / für Fahrzeuge ohne AMG-Sportpaket
➔	☐; für Fahrzeuge ohne Sportpaket / für Fahrzeuge ohne AMG-Sportpaket	24.3606-1710.7				221046	TRW Ø 60 - Halter











	kw			 	! #		
<b>MERCEDES-BENZ - C-KLASSE Kombi (S204) 08/07→08/14</b>							
 <b>Bremssattel</b>							
C 220 CDI 4-matic (204.284)	125	02/13→08/14	➔	☐; GG	11.9381-9954.2	220926	ATE Ø 38 - Halter
			➔	☐; ALU	11.9386-9991.2	220949	ATE Ø 38 - Halter
			➔	☐; ALU	11.9386-9992.2	220950	ATE Ø 38 - Halter
C 250 CDI (204.203)	150	01/09→08/14	←	☐; 04/09→; für Fahrzeuge mit Sportpaket / für Fahrzeuge mit AMG-Sportpaket	24.3606-1703.5	240587	TRW Ø 60 - Halter
			←	☐; 04/09→; für Fahrzeuge mit Sportpaket / für Fahrzeuge mit AMG-Sportpaket	24.3606-1704.5	240588	TRW Ø 60 - Halter
			←	☐; 04/09→; für Fahrzeuge ohne Sportpaket / für Fahrzeuge ohne AMG-Sportpaket	24.3606-1707.7	221011	TRW Ø 60 - Halter
			←	☐; 04/09→; für Fahrzeuge ohne Sportpaket / für Fahrzeuge ohne AMG-Sportpaket	24.3606-1708.7	221012	TRW Ø 60 - Halter
			➔	☐; 04/09→; ALU	11.9406-9961.2	220951	ATE Ø 40 - Halter
			➔	☐; 04/09→; ALU	11.9406-9962.2	220952	ATE Ø 40 - Halter
			➔	☐; 04/09→; ALU	11.9406-9962.2	220952	ATE Ø 40 - Halter
C 250 CDI 4-matic (204.282)	150	04/10→08/14	←	☐; für Fahrzeuge ohne Sportpaket / für Fahrzeuge ohne AMG-Sportpaket	24.3606-1709.7	221045	TRW Ø 60 - Halter
			←	☐; für Fahrzeuge ohne Sportpaket / für Fahrzeuge ohne AMG-Sportpaket	24.3606-1710.7	221046	TRW Ø 60 - Halter
			➔	☐; für Fahrzeuge mit Sportpaket / für Fahrzeuge mit AMG-Sportpaket; GG	11.9381-9954.2	220926	ATE Ø 38 - Halter
			➔	☐; für Fahrzeuge mit Sportpaket / für Fahrzeuge mit AMG-Sportpaket; ALU	11.9386-9991.2	220949	ATE Ø 38 - Halter
			➔	☐; für Fahrzeuge mit Sportpaket / für Fahrzeuge mit AMG-Sportpaket; ALU	11.9386-9992.2	220950	ATE Ø 38 - Halter
			➔	☐; für Fahrzeuge ohne Sportpaket / für Fahrzeuge ohne AMG-Sportpaket; ALU	11.9406-9961.2	220951	ATE Ø 40 - Halter
			➔	☐; für Fahrzeuge ohne Sportpaket / für Fahrzeuge ohne AMG-Sportpaket; ALU	11.9406-9962.2	220952	ATE Ø 40 - Halter
			➔	☐; für Fahrzeuge ohne Sportpaket / für Fahrzeuge ohne AMG-Sportpaket; ALU	11.9406-9962.2	220952	ATE Ø 40 - Halter
C 280 (204.254)	170	08/07→08/14	←	☐; 09/07→; für Fahrzeuge ohne Sportpaket / für Fahrzeuge ohne AMG-Sportpaket	24.3606-1707.7	221011	TRW Ø 60 - Halter
			←	☐; 09/07→; für Fahrzeuge ohne Sportpaket / für Fahrzeuge ohne AMG-Sportpaket	24.3606-1708.7	221012	TRW Ø 60 - Halter
			←	☐; 09/07→; für Fahrzeuge mit Sportpaket / für Fahrzeuge mit AMG-Sportpaket	24.3606-1711.5	240780	TRW Ø 60 - Halter
			←	☐; 09/07→; für Fahrzeuge mit Sportpaket / für Fahrzeuge mit AMG-Sportpaket	24.3606-1712.5	240781	TRW Ø 60 - Halter
			➔	☐; 09/07→; GG	11.9381-9954.2	220926	ATE Ø 38 - Halter
			➔	☐; 09/07→; ALU	11.9386-9991.2	220949	ATE Ø 38 - Halter
			➔	☐; 09/07→; ALU	11.9386-9992.2	220950	ATE Ø 38 - Halter
C 300 (204.254)	170	08/07→08/14	←	☐; für Fahrzeuge ohne Sportpaket / für Fahrzeuge ohne AMG-Sportpaket	24.3606-1707.7	221011	TRW Ø 60 - Halter
			←	☐; für Fahrzeuge ohne Sportpaket / für Fahrzeuge ohne AMG-Sportpaket	24.3606-1708.7	221012	TRW Ø 60 - Halter
			←	☐; für Fahrzeuge mit Sportpaket / für Fahrzeuge mit AMG-Sportpaket	24.3606-1711.5	240780	TRW Ø 60 - Halter
			←	☐; für Fahrzeuge mit Sportpaket / für Fahrzeuge mit AMG-Sportpaket	24.3606-1712.5	240781	TRW Ø 60 - Halter
			➔	☐; GG	11.9381-9954.2	220926	ATE Ø 38 - Halter
			➔	☐; ALU	11.9386-9991.2	220949	ATE Ø 38 - Halter
			➔	☐; ALU	11.9386-9992.2	220950	ATE Ø 38 - Halter
			➔	☐; ALU	11.9386-9992.2	220950	ATE Ø 38 - Halter
C 320 CDI (204.222) C 350 (204.256)	165 200	08/07→08/14 08/07→08/14	←	☐; 09/07→; für Fahrzeuge mit Sportpaket / für Fahrzeuge mit AMG-Sportpaket	24.3606-1711.5	240780	TRW Ø 60 - Halter
↓							








	kw			 	! #			
<b>MERCEDES-BENZ - C-KLASSE Kombi (S204) 08/07→08/14</b>								
<b> Bremssattel</b>								
C 320 CDI (204.222) C 350 (204.256)	165 200	08/07→08/14 08/07→08/14	←	 ; 09/07→; für Fahrzeuge mit Sportpaket / für Fahr- zeuge mit AMG-Sportpaket	24.3606-1712.5	240781	TRW Ø 60 - Halter	
			→	 ; 09/07→; ALU	11.9406-9961.2	220951	ATE Ø 40 - Halter	
			→	 ; 09/07→; ALU	11.9406-9962.2	220952	ATE Ø 40 - Halter	
C 320 CDI 4-matic (204.289)	165	08/07→08/14	←	 ; 09/07→; für Fahrzeuge mit Sportpaket / für Fahr- zeuge mit AMG-Sportpaket	24.3601-1721.5	240629	TRW Ø 60 - Halter	
			←	 ; 09/07→; für Fahrzeuge mit Sportpaket / für Fahr- zeuge mit AMG-Sportpaket	24.3601-1722.5	240630	TRW Ø 60 - Halter	
			←	 ; 09/07→; für Fahrzeuge ohne Sportpaket / für Fahrzeuge ohne AMG-Sportpaket	24.3601-1723.5	240631	TRW Ø 60 - Halter	
			←	 ; 09/07→; für Fahrzeuge ohne Sportpaket / für Fahrzeuge ohne AMG-Sportpaket	24.3601-1724.5	240632	TRW Ø 60 - Halter	
			→	 ; 09/07→; ALU	11.9406-9961.2	220951	ATE Ø 40 - Halter	
			→	 ; 09/07→; ALU	11.9406-9962.2	220952	ATE Ø 40 - Halter	
C 350 CDI C 350 CDI (204.223) C 350 CDI (204.225)	165 195 170	08/07→08/14 06/11→08/14 10/09→08/14	←	 ; für Fahrzeuge mit Sportpaket / für Fahr- zeuge mit AMG-Sportpaket	24.3606-1711.5	240780	TRW Ø 60 - Halter	
			←	 ; für Fahrzeuge mit Sportpaket / für Fahr- zeuge mit AMG-Sportpaket	24.3606-1712.5	240781	TRW Ø 60 - Halter	
			→	 ; ALU	11.9406-9961.2	220951	ATE Ø 40 - Halter	
			→	 ; ALU	11.9406-9962.2	220952	ATE Ø 40 - Halter	
C 350 CDI 4-matic (204.292)	170	10/09→08/14	←	 ; für Fahrzeuge mit Sportpaket / für Fahr- zeuge mit AMG-Sportpaket	24.3601-1721.5	240629	TRW Ø 60 - Halter	
			←	 ; für Fahrzeuge mit Sportpaket / für Fahr- zeuge mit AMG-Sportpaket	24.3601-1722.5	240630	TRW Ø 60 - Halter	
			←	 ; für Fahrzeuge ohne Sportpaket / für Fahrzeuge ohne AMG-Sportpaket	24.3601-1723.5	240631	TRW Ø 60 - Halter	
			←	 ; für Fahrzeuge ohne Sportpaket / für Fahrzeuge ohne AMG-Sportpaket	24.3601-1724.5	240632	TRW Ø 60 - Halter	
			→	 ; ALU	11.9406-9961.2	220951	ATE Ø 40 - Halter	
			→	 ; ALU	11.9406-9962.2	220952	ATE Ø 40 - Halter	
C 350 CGI (204.257)	225	06/11→08/14	←	 ; für Fahrzeuge mit Sportpaket / für Fahr- zeuge mit AMG-Sportpaket	24.3606-1711.5	240780	TRW Ø 60 - Halter	
			←	 ; für Fahrzeuge mit Sportpaket / für Fahr- zeuge mit AMG-Sportpaket	24.3606-1712.5	240781	TRW Ø 60 - Halter	
			→	 ;	11.9406-9961.2	220951	ATE Ø 40 - Halter	
			→	 ;	11.9406-9962.2	220952	ATE Ø 40 - Halter	
<b>Feder, Bremssattel</b>								
C 180 (204.231)	115	02/12→08/14		für Fahrzeuge mit Sportpaket / für Fahr- zeuge mit AMG-Sportpaket	2	11.8116-0340.1	390595	ATE
C 180 CDI (204.200)	88	01/11→08/14						
C 180 CGI (204.249)	115	11/09→08/14		für Fahrzeuge ohne Sportpaket / für Fahrzeuge ohne AMG-Sportpaket	2	11.8116-0340.1	390595	ATE
C 180 Kompressor (204.245)	115	01/08→08/14						
C 200 CDI (204.201)	100	08/10→08/14						
C 250 CDI 4-matic (204.282)	150	04/10→08/14						
C 180 Kompressor (204.246)	115	08/07→08/14		09/07→; für Fahrzeuge mit Sportpaket / für Fahr- zeuge mit AMG-Sportpaket	2	11.8116-0340.1	390595	ATE
C 200 CDI (204.207)	100	08/07→12/11		09/07→; für Fahrzeuge ohne Sportpaket / für Fahrzeuge ohne AMG-Sportpaket	2	11.8116-0340.1	390595	ATE
C 200 CGI (204.248)	135	08/07→08/14		04/09→	2	11.8116-0340.1	390595	ATE
C 250 CDI (204.203)	150	01/09→08/14						
C 200 Kompressor (204.241)	135	08/07→08/14		09/07→	2	11.8116-0340.1	390595	ATE
C 220 CDI (204.208)	125	08/07→11/08						
C 230 (204.252)	150	08/07→08/14						
C 280 (204.254)	170	08/07→08/14						
C 320 CDI (204.222)	165	08/07→08/14						
↓								








	kW			 	! #		
<b>MERCEDES-BENZ - C-KLASSE Kombi (S204) 08/07→08/14</b>							
<b>Feder, Bremssattel</b>							
C 320 CDI 4-matic (204.289)	165	08/07→08/14		09/07→	2	11.8116-0340.1 390595	ATE
C 350 (204.256)	200	08/07→08/14					
C 220 CDI (204.202)	120	12/08→08/14			2	11.8116-0340.1 390595	ATE
C 220 CDI (204.202)	125	12/08→08/14					
C 220 CDI 4-matic (204.284)	125	02/13→08/14					
C 250 CGI (204.247)	150	07/09→08/14					
C 300 (204.254)	170	08/07→08/14					
C 350 CDI	165	08/07→08/14					
C 350 CDI (204.223)	195	06/11→08/14					
C 350 CDI (204.225)	170	10/09→08/14					
C 350 CDI 4-matic (204.292)	170	10/09→08/14					
C 350 CGI (204.257)	225	06/11→08/14					
C 220 CDI (204.208)	120	08/07→11/08		09/07→	2	11.8116-0340.1 390595	ATE
					2	11.8116-0340.1 390595	ATE
<b>Führungshülzensatz, Bremssattel</b>							
C 180 (204.231)	115	02/12→08/14	➡	für Fahrzeuge mit Sportpaket / für Fahrzeuge mit AMG-Sportpaket		11.0101-5407.2 260011	ATE
C 180 CDI (204.200)	88	01/11→08/14					
C 180 CGI (204.249)	115	11/09→08/14					
C 180 Kompressor (204.245)	115	01/08→08/14	➡	für Fahrzeuge ohne Sportpaket / für Fahrzeuge ohne AMG-Sportpaket		11.0101-5407.2 260011	ATE
C 200 CDI (204.201)	100	08/10→08/14					
C 250 CDI 4-matic (204.282)	150	04/10→08/14					
C 180 Kompressor (204.246)	115	08/07→08/14	➡	09/07→; für Fahrzeuge mit Sportpaket / für Fahrzeuge mit AMG-Sportpaket		11.0101-5407.2 260011	ATE
C 200 CDI (204.207)	100	08/07→12/11	➡	09/07→; für Fahrzeuge ohne Sportpaket / für Fahrzeuge ohne AMG-Sportpaket		11.0101-5407.2 260011	ATE
C 200 CGI (204.248)	135	08/07→08/14	➡	04/09→		11.0101-5407.2 260011	ATE
C 250 CDI (204.203)	150	01/09→08/14					
C 200 Kompressor (204.241)	135	08/07→08/14	➡	09/07→		11.0101-5407.2 260011	ATE
C 220 CDI (204.208)	125	08/07→11/08					
C 230 (204.252)	150	08/07→08/14					
C 280 (204.254)	170	08/07→08/14					
C 320 CDI (204.222)	165	08/07→08/14					
C 320 CDI 4-matic (204.289)	165	08/07→08/14					
C 350 (204.256)	200	08/07→08/14					
C 220 CDI (204.202)	120	12/08→08/14	➡			11.0101-5407.2 260011	ATE
C 220 CDI (204.202)	125	12/08→08/14					
C 220 CDI 4-matic (204.284)	125	02/13→08/14					
C 250 CGI (204.247)	150	07/09→08/14					
C 300 (204.254)	170	08/07→08/14					
C 350 CDI	165	08/07→08/14					
C 350 CDI (204.223)	195	06/11→08/14					
C 350 CDI (204.225)	170	10/09→08/14					
C 350 CDI 4-matic (204.292)	170	10/09→08/14					
C 350 CGI (204.257)	225	06/11→08/14					
C 220 CDI (204.208)	120	08/07→11/08	➡			11.0101-5407.2 260011	ATE
			➡	09/07→		11.0101-5407.2 260011	ATE
<b>Führungsbolzen, Bremssattel</b>							
C 180 (204.231)	115	02/12→08/14		für Fahrzeuge mit Sportpaket / für Fahrzeuge mit AMG-Sportpaket		11.8171-0008.1 990049	ATE
C 180 CDI (204.200)	88	01/11→08/14					
C 180 CGI (204.249)	115	11/09→08/14					
C 180 Kompressor (204.245)	115	01/08→08/14		für Fahrzeuge ohne Sportpaket / für Fahrzeuge ohne AMG-Sportpaket		11.8171-0008.1 990049	ATE
C 200 CDI (204.201)	100	08/10→08/14					
C 250 CDI 4-matic (204.282)	150	04/10→08/14					
C 180 Kompressor (204.246)	115	08/07→08/14		09/07→; für Fahrzeuge ohne Sportpaket / für Fahrzeuge ohne AMG-Sportpaket		11.8171-0008.1 990049	ATE
C 200 CDI (204.207)	100	08/07→12/11		09/07→; für Fahrzeuge mit Sportpaket / für Fahrzeuge mit AMG-Sportpaket		11.8171-0008.1 990049	ATE
C 200 CGI (204.248)	135	08/07→08/14		04/09→		11.8171-0008.1 990049	ATE
C 250 CDI (204.203)	150	01/09→08/14					
C 200 Kompressor (204.241)	135	08/07→08/14		09/07→		11.8171-0008.1 990049	ATE
C 220 CDI (204.208)	125	08/07→11/08					








	kW					! #		
<b>MERCEDES-BENZ - C-KLASSE Kombi (S204) 08/07→08/14</b>								
<b>Führungsbolzen, Bremsattel</b>								
C 230 (204.252)	150	08/07→08/14		09/07→			11.8171-0008.1 990049	ATE
C 280 (204.254)	170	08/07→08/14						
C 320 CDI (204.222)	165	08/07→08/14						
C 320 CDI 4-matic (204.289)	165	08/07→08/14						
C 350 (204.256)	200	08/07→08/14						
C 220 CDI (204.202)	120	12/08→08/14					11.8171-0008.1 990049	ATE
C 220 CDI (204.202)	125	12/08→08/14						
C 220 CDI 4-matic (204.284)	125	02/13→08/14						
C 250 CGI (204.247)	150	07/09→08/14						
C 300 (204.254)	170	08/07→08/14						
C 350 CDI	165	08/07→08/14						
C 350 CDI (204.223)	195	06/11→08/14						
C 350 CDI (204.225)	170	10/09→08/14						
C 350 CDI 4-matic (204.292)	170	10/09→08/14						
C 350 CGI (204.257)	225	06/11→08/14						
C 220 CDI (204.208)	120	08/07→11/08		09/07→			11.8171-0008.1 990049	ATE
							11.8171-0008.1 990049	ATE
<b>Bremsschlauch</b>								
C 180 (204.231)	115	02/12→08/14	←			2	83.7705-0386.3 330828	L= 385
C 180 CDI (204.200)	88	01/11→08/14						
C 180 CGI (204.249)	115	11/09→08/14	→			2	24.5172-0305.3 331312	L= 305
C 180 Kompressor (204.245)	115	01/08→08/14						
C 200 CDI (204.201)	100	08/10→08/14						
C 220 CDI (204.202)	120	12/08→08/14						
C 220 CDI (204.202)	125	12/08→08/14						
C 250 CGI (204.247)	150	07/09→08/14						
C 300 (204.254)	170	08/07→08/14						
C 350 CDI	165	08/07→08/14						
C 350 CDI (204.223)	195	06/11→08/14						
C 350 CDI (204.225)	170	10/09→08/14						
C 350 CGI (204.257)	225	06/11→08/14						
C 180 Kompressor (204.246)	115	08/07→08/14	←	09/07→		2	83.7705-0386.3 330828	L= 385
C 200 CDI (204.207)	100	08/07→12/11	→	09/07→		2	24.5172-0305.3 331312	L= 305
C 200 Kompressor (204.241)	135	08/07→08/14						
C 220 CDI (204.208)	125	08/07→11/08						
C 230 (204.252)	150	08/07→08/14						
C 280 (204.254)	170	08/07→08/14						
C 320 CDI (204.222)	165	08/07→08/14						
C 350 (204.256)	200	08/07→08/14						
C 200 CGI (204.248)	135	08/07→08/14	←	04/09→		2	83.7705-0386.3 330828	L= 385
C 250 CDI (204.203)	150	01/09→08/14	→	04/09→		2	24.5172-0305.3 331312	L= 305
C 220 CDI (204.208)	120	08/07→11/08	←	09/07→		2	83.7705-0386.3 330828	L= 385
			←			2	83.7705-0386.3 330828	L= 385
			→	09/07→		2	24.5172-0305.3 331312	L= 305
			→			2	24.5172-0305.3 331312	L= 305
C 220 CDI 4-matic (204.284)	125	02/13→08/14	→			2	24.5172-0305.3 331312	L= 305
C 250 CDI 4-matic (204.282)	150	04/10→08/14						
C 350 CDI 4-matic (204.292)	170	10/09→08/14						
C 63 AMG	373	06/13→08/14						
C 63 AMG	382	07/10→08/14						
C 63 AMG (204.277)	336	02/08→08/14						
C 63 AMG (204.277)	358	01/12→08/14						
C 320 CDI 4-matic (204.289)	165	08/07→08/14	→	09/07→		2	24.5172-0305.3 331312	L= 305
<b>MERCEDES-BENZ - C-KLASSE Sportcoupe (CL203) 03/01→06/11</b>								
<b>Bremssattel</b>								
C 160 Kompressor (203.730)	90	05/02→05/08	←	☐; 04/05→			24.3571-1739.7 220667	TRW Ø 57 - Halter
			←	☐; 04/05→			24.3571-1740.7 220668	TRW Ø 57 - Halter
			→	☐; 04/05→			13.9361-0023.2 210241	ATE Ø 36
			→	☐; 04/05→			13.9361-0024.2 210242	ATE Ø 36
C 180 (203.735)	95	03/01→05/02	←	☐			24.3571-1739.7 220667	TRW Ø 57 - Halter
C 180 Kompressor (203.746)	105	05/02→05/08	←	☐			24.3571-1740.7 220668	TRW Ø 57 - Halter
			↓					

	kW			 	! #		
<b>MERCEDES-BENZ - C-KLASSE Sportcoupe (CL203) 03/01→06/11</b>							
<b> Bremssattel</b>							
C 200 Kompressor (203.742)	120	05/02→05/08	➔	☐		13.9361-0023.2 210241	ATE Ø 36
C 200 Kompressor (203.745)	120	03/01→05/02	➔	☐		13.9361-0024.2 210242	ATE Ø 36
C 220	120	05/02→05/08					
C 220 CDI	100	03/01→01/04					
C 220 CDI (203.706)	105	03/01→01/04					
C 220 CDI (203.708)	110	02/04→05/08					
C 200 CDI (203.707)	90	03/03→05/08	➔	☐; 07/03→		24.3571-1739.7 220667	TRW Ø 57 - Halter
C 200 CGI Kompressor (203.743)	125	03/03→05/08	➔	☐; 07/03→		24.3571-1740.7 220668	TRW Ø 57 - Halter
			➔	☐; 07/03→		13.9361-0023.2 210241	ATE Ø 36
			➔	☐; 07/03→		13.9361-0024.2 210242	ATE Ø 36
C 230 (203.752)	150	01/05→05/08	➔	☐; 06/05→		24.3571-1721.7 220555	TRW Ø 57 - Halter
			➔	☐; 06/05→		24.3571-1722.7 220556	TRW Ø 57 - Halter
			➔	☐; 06/05→		13.9361-0035.2 210253	ATE Ø 36
			➔	☐; 06/05→		13.9361-0036.2 210254	ATE Ø 36
C 230 Kompressor (203.740)	141	05/02→05/08	➔	☐		24.3571-1721.7 220555	TRW Ø 57 - Halter
C 230 Kompressor (203.747)	145	03/01→05/02	➔	☐		24.3571-1722.7 220556	TRW Ø 57 - Halter
			➔	☐; + (AUS) (J) (USA)		24.3571-1739.7 220667	TRW Ø 57 - Halter
			➔	☐; + (AUS) (J) (USA)		24.3571-1740.7 220668	TRW Ø 57 - Halter
			➔	☐; + (AUS) (J) (USA)		13.9361-0023.2 210241	ATE Ø 36
			➔	☐; + (AUS) (J) (USA)		13.9361-0024.2 210242	ATE Ø 36
			➔	☐		13.9361-0035.2 210253	ATE Ø 36
			➔	☐		13.9361-0036.2 210254	ATE Ø 36
C 30 CDI AMG (203.718)	170	09/02→05/08	➔	☐; → A 556572		13.9361-0035.2 210253	ATE Ø 36
			➔	☐; → A 556572		13.9361-0036.2 210254	ATE Ø 36
C 320 (203.764)	160	09/02→05/08	➔	☐		24.3571-1721.7 220555	TRW Ø 57 - Halter
			➔	☐		24.3571-1722.7 220556	TRW Ø 57 - Halter
			➔	☐		13.9361-0035.2 210253	ATE Ø 36
			➔	☐		13.9361-0036.2 210254	ATE Ø 36
C 350 (203.756)	200	01/05→05/08	➔	☐; 06/05→		13.9361-0035.2 210253	ATE Ø 36
			➔	☐; 06/05→		13.9361-0036.2 210254	ATE Ø 36
<b>Dichtungssatz, Bremssattel</b>							
C 160 Kompressor (203.730)	90	05/02→05/08	➔	04/05→		13.0441-3609.2 250057	ATE
C 180 (203.735)	95	03/01→05/02	➔			13.0441-3609.2 250057	ATE
C 180 Kompressor (203.746)	105	05/02→05/08					
C 200 Kompressor (203.742)	120	05/02→05/08					
C 200 Kompressor (203.745)	120	03/01→05/02					
C 220	120	05/02→05/08					
C 220 CDI	100	03/01→01/04					
C 220 CDI (203.706)	105	03/01→01/04					
C 220 CDI (203.708)	110	02/04→05/08					
C 230 Kompressor (203.740)	141	05/02→05/08					
C 230 Kompressor (203.747)	145	03/01→05/02					
C 320 (203.764)	160	09/02→05/08					
C 200 CDI (203.707)	90	03/03→05/08	➔	07/03→		13.0441-3609.2 250057	ATE
C 200 CGI Kompressor (203.743)	125	03/03→05/08					
C 230 (203.752)	150	01/05→05/08	➔	06/05→		13.0441-3609.2 250057	ATE
C 350 (203.756)	200	01/05→05/08					
C 30 CDI AMG (203.718)	170	09/02→05/08	➔	→ A 556572		13.0441-3609.2 250057	ATE
			➔	A 556573→		13.0441-4216.2 250093	ATE
<b>Zubehörsatz, Bremssattel</b>							
C 160 Kompressor (203.730)	90	05/02→05/08		04/05→		24.0101-3803.2 260101	TRW
C 180 (203.735)	95	03/01→05/02				24.0101-3803.2 260101	TRW
C 180 Kompressor (203.746)	105	05/02→05/08					
↓							




















	kW					! #		
<b>MERCEDES-BENZ - C-KLASSE Sportcoupe (CL203) 03/01→06/11</b>								
<b>Zubehörsatz, Bremssattel</b>								
C 200 Kompressor (203.742)	120	05/02→05/08					24.0101-3803.2 260101	TRW
C 200 Kompressor (203.745)	120	03/01→05/02						
C 220	120	05/02→05/08						
C 220 CDI	100	03/01→01/04						
C 220 CDI (203.706)	105	03/01→01/04						
C 220 CDI (203.708)	110	02/04→05/08						
C 320 (203.764)	160	09/02→05/08						
C 200 CDI (203.707)	90	03/03→05/08		07/03→			24.0101-3803.2 260101	TRW
C 200 CGI Kompressor (203.743)	125	03/03→05/08						
C 230 (203.752)	150	01/05→05/08		06/05→			24.0101-3803.2 260101	TRW
C 230 Kompressor (203.740)	141	05/02→05/08	←				24.0101-3803.2 260101	TRW
C 230 Kompressor (203.747)	145	03/01→05/02						
<b>Bremsschlauch</b>								
C 160 Kompressor (203.730)	90	05/02→05/08	←	04/05→	2	83.7705-0386.3 330828	L= 385	
			→	04/05→	2	24.5123-0281.3 330877	L= 280	
C 180 (203.735)	95	03/01→05/02	←		2	83.7705-0386.3 330828	L= 385	
C 180 Kompressor (203.746)	105	05/02→05/08	→		2	24.5123-0281.3 330877	L= 280	
C 200 Kompressor (203.742)	120	05/02→05/08						
C 200 Kompressor (203.745)	120	03/01→05/02						
C 220	120	05/02→05/08						
C 220 CDI	100	03/01→01/04						
C 220 CDI (203.706)	105	03/01→01/04						
C 220 CDI (203.708)	110	02/04→05/08						
C 230 Kompressor (203.740)	141	05/02→05/08						
C 230 Kompressor (203.747)	145	03/01→05/02						
C 30 CDI AMG (203.718)	170	09/02→05/08						
C 320 (203.764)	160	09/02→05/08						
C 200 CDI (203.707)	90	03/03→05/08	←	07/03→	2	83.7705-0386.3 330828	L= 385	
C 200 CGI Kompressor (203.743)	125	03/03→05/08	→	07/03→	2	24.5123-0281.3 330877	L= 280	
C 230 (203.752)	150	01/05→05/08	←	06/05→	2	83.7705-0386.3 330828	L= 385	
C 350 (203.756)	200	01/05→05/08	→	06/05→	2	24.5123-0281.3 330877	L= 280	
<b>MERCEDES-BENZ - CLC-KLASSE (CL203) 05/08→06/11</b>								
<b>Bremssattel</b>								
CLC 160 (203.731)	95	02/09→06/11	→	☐; → 10/10		13.9361-0023.2 210241	ATE Ø 36	
			→	☐; → 10/10		13.9361-0024.2 210242	ATE Ø 36	
CLC 180 Kompressor (203.746)	105	05/08→06/11	←	☐; → 10/10		24.3571-1739.7 220667	TRW Ø 57 - Halter	
CLC 200 CDI (203.707)	90	05/08→06/11	←	☐; → 10/10		24.3571-1740.7 220668	TRW Ø 57 - Halter	
CLC 220 CDI (203.708)	110	05/08→06/11	→	☐; → 10/10		13.9361-0023.2 210241	ATE Ø 36	
			→	☐; → 10/10		13.9361-0024.2 210242	ATE Ø 36	
CLC 200 Kompressor (203.741)	135	05/08→06/11	→	☐; → 10/10		13.9361-0035.2 210253	ATE Ø 36	
CLC 350 (203.756)	200	05/08→06/11	→	☐; → 10/10		13.9361-0036.2 210254	ATE Ø 36	
CLC 230 (203.752)	150	05/08→06/11	←	☐; → 10/10		24.3571-1721.7 220555	TRW Ø 57 - Halter	
			←	☐; → 10/10		24.3571-1722.7 220556	TRW Ø 57 - Halter	
			→	☐; → 10/10		13.9361-0035.2 210253	ATE Ø 36	
			→	☐; → 10/10		13.9361-0036.2 210254	ATE Ø 36	
<b>Dichtungssatz, Bremssattel</b>								
CLC 160 (203.731)	95	02/09→06/11	→	→ 10/10		13.0441-3609.2 250057	ATE	
CLC 180 Kompressor (203.746)	105	05/08→06/11						
CLC 200 CDI (203.707)	90	05/08→06/11						
CLC 200 Kompressor (203.741)	135	05/08→06/11						
CLC 220 CDI (203.708)	110	05/08→06/11						
CLC 230 (203.752)	150	05/08→06/11						
CLC 350 (203.756)	200	05/08→06/11						
↓								








	kw					! #		
<b>MERCEDES-BENZ - CLC-KLASSE (CL203) 05/08→06/11</b>								
<b>Zubehörsatz, Bremssattel</b>								
CLC 160 (203.731)	95	02/09→06/11		→ 10/10			24.0101-3803.2 260101	TRW
CLC 230 (203.752)	150	05/08→06/11						
CLC 180 Kompressor (203.746)	105	05/08→06/11	←	→ 10/10			24.0101-3803.2 260101	TRW
CLC 200 CDI (203.707)	90	05/08→06/11						
CLC 200 Kompressor (203.741)	135	05/08→06/11						
CLC 220 CDI (203.708)	110	05/08→06/11						
<b>Bremsschlauch</b>								
CLC 160 (203.731)	95	02/09→06/11	←	→ 10/10	2	83.7705-0386.3 330828	L= 385	
CLC 180 Kompressor (203.746)	105	05/08→06/11	→	→ 10/10	2	24.5123-0281.3 330877	L= 280	
CLC 200 CDI (203.707)	90	05/08→06/11						
CLC 200 Kompressor (203.741)	135	05/08→06/11						
CLC 220 CDI (203.708)	110	05/08→06/11						
CLC 230 (203.752)	150	05/08→06/11						
CLC 350 (203.756)	200	05/08→06/11						
<b>MERCEDES-BENZ - CLK (C208) 06/97→09/02</b>								
<b>Bremssattel</b>								
200 (208.335)	100	06/97→06/02	←	☐		11.3571-8512.2 220316	ATE Ø 57 - Halter	
200 Kompressor (208.344)	120	06/00→06/02				24.3571-8512.5 240492	ATE Ø 57 - Halter	
200 Kompressor (208.345)	141	06/97→06/00	←	☐		24.3571-8511.5 240491	ATE Ø 57 - Halter	
230 Kompressor (208.347)	142	06/97→06/00	→	☐; F 000851 / T 000001→		13.2361-8003.2 210220	ATE Ø 36	
230 Kompressor (208.348)	145	06/00→06/02	→	☐; F 000851 / T 000001→		13.2361-8004.2 210221	ATE Ø 36	
			→	☐; → F 000850		24.9238-8035.5 230025	ATE Ø 38	
			→	☐; → F 000850		24.9238-8036.5 230026	ATE Ø 38	
320 (208.365)	160	06/97→06/02	←	☐		11.3571-8509.2 220313	ATE Ø 57 - Halter	
			←	☐		11.3571-8510.2 220314	ATE Ø 57 - Halter	
			→	☐; → F 196683 / T 098095		13.2361-8001.2 210214	ATE Ø 36	
			→	☐; F 196684 / T 098096→		13.9361-0035.2 210253	ATE Ø 36	
			→	☐; F 196684 / T 098096→		13.9361-0036.2 210254	ATE Ø 36	
			→	☐; → F 196683 / T 098095		24.9236-8001.5 230007	ATE Ø 36	
			→	☐; → F 196683 / T 098095		24.9236-8002.5 230008	ATE Ø 36	
430 (208.370)	205	07/98→06/02	←	☐		11.3571-8509.2 220313	ATE Ø 57 - Halter	
			←	☐		11.3571-8510.2 220314	ATE Ø 57 - Halter	
			←	☐; F129679→		11.9441-9971.2 220839	ATE Ø 44 - Halter	
			←	☐; F129679→		11.9441-9972.2 220840	ATE Ø 44 - Halter	
			←	☐; → F129678		13.4421-8010.2 210229	ATE Ø1 42 Ø2 38	
			→	☐; → F 129678		13.2361-8001.2 210214	ATE Ø 36	
			→	☐; F126679→		13.2421-8025.2 210061	ATE Ø 42	
			→	☐; F126679→		13.2421-8026.2 210062	ATE Ø 42	
			→	☐; → F 129678		24.9236-8001.5 230007	ATE Ø 36	
			→	☐; → F 129678		24.9236-8002.5 230008	ATE Ø 36	
55 AMG (208.374)	255	08/99→06/02	→	☐		13.2421-8025.2 210061	ATE Ø 42	
			→	☐		13.2421-8026.2 210062	ATE Ø 42	
<b>Halter, Bremssattel</b>								
200 (208.335)	100	06/97→06/02	←		2	11.8170-0401.1 260103	ATE	
200 Kompressor (208.344)	120	06/00→06/02						
200 Kompressor (208.345)	141	06/97→06/00						
230 Kompressor (208.347)	142	06/97→06/00						
230 Kompressor (208.348)	145	06/00→06/02						
<b>Feder, Bremssattel</b>								
200 (208.335)	100	06/97→06/02	←		2	11.8116-0253.1 390512	ATE	
200 Kompressor (208.344)	120	06/00→06/02						
200 Kompressor (208.345)	141	06/97→06/00						
↓								

	kW			 	! #		
<b>MERCEDES-BENZ - CLK (C208) 06/97→09/02</b>							
<b>Feder, Bremssattel</b>							
230 Kompressor (208.347)	142	06/97→06/00	←		2	11.8116-0253.1 390512	ATE
230 Kompressor (208.348)	145	06/00→06/02					
320 (208.365)	160	06/97→06/02					
430 (208.370)	205	07/98→06/02		F129679→	2	11.8116-0133.1 390511	ATE
			←		2	11.8116-0253.1 390512	ATE
55 AMG (208.374)	255	08/99→06/02			2	11.8116-0133.1 390511	ATE
<b>Führungshülzensatz, Bremssattel</b>							
200 (208.335)	100	06/97→06/02	←			11.0101-5407.2 260011	ATE
200 Kompressor (208.344)	120	06/00→06/02					
200 Kompressor (208.345)	141	06/97→06/00					
230 Kompressor (208.347)	142	06/97→06/00					
230 Kompressor (208.348)	145	06/00→06/02					
320 (208.365)	160	06/97→06/02					
430 (208.370)	205	07/98→06/02	←			11.0101-5407.2 260011	ATE
			←	F129679→		11.0101-7003.2 260124	ATE
<b>Führungsbolzen, Bremssattel</b>							
200 (208.335)	100	06/97→06/02	←			11.8171-0008.1 990049	ATE
200 Kompressor (208.344)	120	06/00→06/02					
200 Kompressor (208.345)	141	06/97→06/00					
230 Kompressor (208.347)	142	06/97→06/00					
230 Kompressor (208.348)	145	06/00→06/02					
320 (208.365)	160	06/97→06/02					
430 (208.370)	205	07/98→06/02		→ F129678		11.8171-0096.1 250155	ATE
				F129679→		11.8171-0096.1 250155	ATE
			←			11.8171-0008.1 990049	ATE
<b>Dichtungssatz, Bremssattel</b>							
200 (208.335)	100	06/97→06/02	←			11.0441-5703.2 250145	ATE
200 Kompressor (208.344)	120	06/00→06/02	→	F 000851 / T 000001→		13.0441-3609.2 250057	ATE
200 Kompressor (208.345)	141	06/97→06/00	→	→ F 000850		13.0441-3817.2 250071	ATE
230 Kompressor (208.347)	142	06/97→06/00					
230 Kompressor (208.348)	145	06/00→06/02					
320 (208.365)	160	06/97→06/02	←			11.0441-5703.2 250145	ATE
			→	→ F 196683 / T 098095		13.0441-3606.2 250147	ATE
			→	F 196684 / T 098096→		13.0441-3609.2 250057	ATE
430 (208.370)	205	07/98→06/02	←			11.0441-5703.2 250145	ATE
			←	→ F129678		13.0441-4214.2 250091	ATE
			→	→ F 129678		13.0441-3606.2 250147	ATE
			→	F126679→		13.0441-4216.2 250093	ATE
55 AMG (208.374)	255	08/99→06/02	→			13.0441-4216.2 250093	ATE
<b>Schraube, Bremssattel</b>							
200 (208.335)	100	06/97→06/02	←		4	13.8190-0330.1 990134	M12x1,5
200 Kompressor (208.344)	120	06/00→06/02					
200 Kompressor (208.345)	141	06/97→06/00					
230 Kompressor (208.347)	142	06/97→06/00					
230 Kompressor (208.348)	145	06/00→06/02					
320 (208.365)	160	06/97→06/02					
55 AMG (208.374)	255	08/99→06/02					
430 (208.370)	205	07/98→06/02	←	F129679→	4	13.8190-0330.1 990134	M12x1,5
			←	→ F129678	4	13.8190-0330.1 990134	M12x1,5
			←	fur Australien	4	13.8190-0330.1 990134	M12x1,5



	kw			 	! #		
<b>MERCEDES-BENZ - CLK (C208) 06/97→09/02</b>							
<b>Bremsschlauch</b>							
200 (208.335)	100	06/97→06/02	←		2	83.7705-0386.3 330828	L= 385
200 Kompressor (208.344)	120	06/00→06/02	→		2	24.5123-0281.3 330877	L= 280
200 Kompressor (208.345)	141	06/97→06/00					
230 Kompressor (208.347)	142	06/97→06/00					
230 Kompressor (208.348)	145	06/00→06/02					
320 (208.365)	160	06/97→06/02					
430 (208.370)	205	07/98→06/02					
55 AMG (208.374)	255	08/99→06/02					
<b>MERCEDES-BENZ - CLK (C209) 06/02→05/09</b>							
<b>Bremssattel</b>							
200 CGI (209.343)	125	07/03→05/09	←	☐; → 04/09; für Fahrzeuge ohne Sportpaket / für Fahrzeuge ohne AMG-Sportpaket		24.3571-1739.7 220667	TRW Ø 57 - Halter
200 Kompressor (209.342)	120	09/02→05/09	←	☐; → 04/09; für Fahrzeuge ohne Sportpaket / für Fahrzeuge ohne AMG-Sportpaket		24.3571-1740.7 220668	TRW Ø 57 - Halter
			→	☐; → 04/09; für Fahrzeuge ohne Sportpaket / für Fahrzeuge ohne AMG-Sportpaket		13.9361-0023.2 210241	ATE Ø 36
			→	☐; → 04/09; für Fahrzeuge ohne Sportpaket / für Fahrzeuge ohne AMG-Sportpaket		13.9361-0024.2 210242	ATE Ø 36
			→	☐; → 04/09; für Fahrzeuge mit Sportpaket / für Fahr- zeuge mit AMG-Sportpaket		13.9361-0035.2 210253	ATE Ø 36
			→	☐; → 04/09; für Fahrzeuge mit Sportpaket / für Fahr- zeuge mit AMG-Sportpaket		13.9361-0036.2 210254	ATE Ø 36
200 Kompressor (209.341)	135	10/06→05/09	←	☐; → 04/09; für Fahrzeuge ohne Sportpaket / für Fahrzeuge ohne AMG-Sportpaket		24.3571-1721.7 220555	TRW Ø 57 - Halter
270 CDI (209.316)	125	10/02→05/09	←	☐; → 04/09; für Fahrzeuge ohne Sportpaket / für Fahrzeuge ohne AMG-Sportpaket		24.3571-1722.7 220556	TRW Ø 57 - Halter
			→	☐; → 04/09		13.9361-0035.2 210253	ATE Ø 36
			→	☐; → 04/09		13.9361-0036.2 210254	ATE Ø 36
220 CDI (209.308)	100	01/05→05/09	←	☐; 05/05→ 04/09; für Fahrzeuge ohne Sportpaket / für Fahrzeuge ohne AMG-Sportpaket		24.3571-1739.7 220667	TRW Ø 57 - Halter
220 CDI (209.308)	110	01/05→05/09	←	☐; 05/05→ 04/09; für Fahrzeuge ohne Sportpaket / für Fahrzeuge ohne AMG-Sportpaket		24.3571-1740.7 220668	TRW Ø 57 - Halter
			→	☐; 05/05→ 04/09; für Fahrzeuge ohne Sportpaket / für Fahrzeuge ohne AMG-Sportpaket		13.9361-0023.2 210241	ATE Ø 36
			→	☐; 05/05→ 04/09; für Fahrzeuge ohne Sportpaket / für Fahrzeuge ohne AMG-Sportpaket		13.9361-0024.2 210242	ATE Ø 36
			→	☐; 05/05→ 04/09; für Fahrzeuge mit Sportpaket / für Fahr- zeuge mit AMG-Sportpaket		13.9361-0035.2 210253	ATE Ø 36
			→	☐; 05/05→ 04/09; für Fahrzeuge mit Sportpaket / für Fahr- zeuge mit AMG-Sportpaket		13.9361-0036.2 210254	ATE Ø 36
240 (209.361)	120	06/02→05/09	←	☐; → 04/09		24.3571-1721.7 220555	TRW Ø 57 - Halter
240 (209.361)	125	06/02→05/09	←	☐; → 04/09		24.3571-1722.7 220556	TRW Ø 57 - Halter
320 (209.365)	160	06/02→05/09	→	☐; → 04/09		13.9361-0035.2 210253	ATE Ø 36
			→	☐; → 04/09		13.9361-0036.2 210254	ATE Ø 36
270 CDI (209.316)	120	02/03→06/05	←	☐; für Fahrzeuge ohne Sportpaket / für Fahrzeuge ohne AMG-Sportpaket		24.3571-1721.7 220555	TRW Ø 57 - Halter
			←	☐; für Fahrzeuge ohne Sportpaket / für Fahrzeuge ohne AMG-Sportpaket		24.3571-1722.7 220556	TRW Ø 57 - Halter
			→	☐		13.9361-0035.2 210253	ATE Ø 36
			→	☐		13.9361-0036.2 210254	ATE Ø 36
↓							

	kw			 	! #		
<b>MERCEDES-BENZ - CLK (C209) 06/02→05/09</b>							
 <b>Bremssattel</b>							
280 (209.354)	170	01/05→05/09	←	☐; 05/05→ 04/09; für Fahrzeuge ohne Sportpaket / für Fahrzeuge ohne AMG-Sportpaket		24.3571-1721.7 220555	TRW Ø 57 - Halter
			←	☐; 05/05→ 04/09; für Fahrzeuge ohne Sportpaket / für Fahrzeuge ohne AMG-Sportpaket		24.3571-1722.7 220556	TRW Ø 57 - Halter
			→	☐; 05/05→ 04/09		13.9361-0035.2 210253	ATE Ø 36
			→	☐; 05/05→ 04/09		13.9361-0036.2 210254	ATE Ø 36
320 CDI (209.320)	165	01/05→05/09	→	☐; 05/05→ 04/09		13.9361-0035.2 210253	ATE Ø 36
350 (209.356)	200	01/05→05/09	→	☐; 05/05→ 04/09		13.9361-0036.2 210254	ATE Ø 36
<b>Dichtungssatz, Bremssattel</b>							
200 CGI (209.343)	125	07/03→05/09	→	→ 04/09		13.0441-3609.2 250057	ATE
200 Kompressor (209.341)	135	10/06→05/09					
200 Kompressor (209.342)	120	09/02→05/09					
240 (209.361)	120	06/02→05/09					
240 (209.361)	125	06/02→05/09					
270 CDI (209.316)	125	10/02→05/09					
320 (209.365)	160	06/02→05/09					
220 CDI (209.308)	100	01/05→05/09	→	05/05→ 04/09		13.0441-3609.2 250057	ATE
220 CDI (209.308)	110	01/05→05/09					
280 (209.354)	170	01/05→05/09					
320 CDI (209.320)	165	01/05→05/09					
350 (209.356)	200	01/05→05/09					
270 CDI (209.316)	120	02/03→06/05	→			13.0441-3609.2 250057	ATE
500 (209.372)	285	06/06→05/09	→	→ 04/09		13.0441-4216.2 250093	ATE
500 (209.375)	225	06/02→05/09					
55 AMG (209.376)	270	09/02→05/09	→	→ F 123374		13.0441-4216.2 250093	ATE
<b>Zubehörsatz, Bremssattel</b>							
200 CGI (209.343)	125	07/03→05/09	←	→ 04/09		24.0101-3803.2 260101	TRW
200 Kompressor (209.342)	120	09/02→05/09					
220 CDI (209.308)	100	01/05→05/09	←	05/05→ 04/09		24.0101-3803.2 260101	TRW
220 CDI (209.308)	110	01/05→05/09					
 <b>Bremsschlauch</b>							
200 CGI (209.343)	125	07/03→05/09	←	→ 04/09	2	83.7705-0386.3 330828	L= 385
200 Kompressor (209.341)	135	10/06→05/09	→	→ 04/09	2	24.5123-0281.3 330877	L= 280
200 Kompressor (209.342)	120	09/02→05/09					
240 (209.361)	120	06/02→05/09					
240 (209.361)	125	06/02→05/09					
270 CDI (209.316)	125	10/02→05/09					
320 (209.365)	160	06/02→05/09					
500 (209.372)	285	06/06→05/09					
500 (209.375)	225	06/02→05/09					
55 AMG (209.376)	270	09/02→05/09					
63 AMG (209.377)	354	04/06→05/09					
63 AMG (209.377)	373	05/07→05/09					
220 CDI (209.308)	100	01/05→05/09	←	05/05→ 04/09	2	83.7705-0386.3 330828	L= 385
220 CDI (209.308)	110	01/05→05/09	→	05/05→ 04/09	2	24.5123-0281.3 330877	L= 280
280 (209.354)	170	01/05→05/09					
320 CDI (209.320)	165	01/05→05/09					
350 (209.356)	200	01/05→05/09					
270 CDI (209.316)	120	02/03→06/05	←		2	83.7705-0386.3 330828	L= 385
			→		2	24.5123-0281.3 330877	L= 280
<b>MERCEDES-BENZ - CLK Cabriolet (A208) 03/98→03/02</b>							
 <b>Bremssattel</b>							
200 (208.435)	100	03/98→03/02	←	☐; 06/98→		11.3571-8512.2 220316	ATE Ø 57 - Halter
						24.3571-8512.5 240492	ATE Ø 57 - Halter
			←	☐; 06/98→		24.3571-8511.5 240491	ATE Ø 57 - Halter
			→	☐; 06/98→		13.2361-8003.2 210220	ATE Ø 36
			→	☐; 06/98→		13.2361-8004.2 210221	ATE Ø 36
200 Kompressor (208.444)	120	06/00→03/02	←	☐		11.3571-8509.2 220313	ATE Ø 57 - Halter
230 Kompressor (208.448)	145	06/00→03/02	←	☐		11.3571-8510.2 220314	ATE Ø 57 - Halter
			→	☐; → F 196683 / T 098095		13.2361-8001.2 210214	ATE Ø 36
↓							

	kW					! #		
<b>MERCEDES-BENZ - CLK Cabriolet (A208) 03/98→03/02</b>								
<b>Bremssattel</b>								
200 Kompressor (208.444)	120	06/00→03/02	➡	☐; F 196684 / T 098096→			13.9361-0035.2 210253	ATE Ø 36
230 Kompressor (208.448)	145	06/00→03/02	➡	☐; F 196684 / T 098096→			13.9361-0036.2 210254	ATE Ø 36
			➡	☐; → F 196683 / T 098095			24.9236-8001.5 230007	ATE Ø 36
			➡	☐; → F 196683 / T 098095			24.9236-8002.5 230008	ATE Ø 36
200 Kompressor (208.445)	141	03/98→06/00	←	☐; 06/98→			11.3571-8509.2 220313	ATE Ø 57 - Halter
230 Kompressor (208.447)	142	03/98→06/00	←	☐; 06/98→			11.3571-8510.2 220314	ATE Ø 57 - Halter
320 (208.465)	160	03/98→03/02	➡	☐; 06/98→; → F 196683 / T 098095			13.2361-8001.2 210214	ATE Ø 36
			➡	☐; F 196684 / T 098096→			13.9361-0035.2 210253	ATE Ø 36
			➡	☐; F 196684 / T 098096→			13.9361-0036.2 210254	ATE Ø 36
			➡	☐; 06/98→; → F 196683 / T 098095			24.9236-8001.5 230007	ATE Ø 36
			➡	☐; 06/98→; → F 196683 / T 098095			24.9236-8002.5 230008	ATE Ø 36
430 (208.470)	205	09/98→03/02	←	☐; 06/99→			11.9441-9971.2 220839	ATE Ø 44 - Halter
			←	☐; 06/99→			11.9441-9972.2 220840	ATE Ø 44 - Halter
			➡	☐; 06/99→			13.2421-8025.2 210061	ATE Ø 42
			➡	☐; 06/99→			13.2421-8026.2 210062	ATE Ø 42
55 AMG (208.474)	255	01/00→03/02	➡	☐			13.2421-8025.2 210061	ATE Ø 42
			➡	☐			13.2421-8026.2 210062	ATE Ø 42
<b>Halter, Bremssattel</b>								
200 (208.435)	100	03/98→03/02	←	06/98→		2	11.8170-0401.1 260103	ATE
<b>Feder, Bremssattel</b>								
200 (208.435)	100	03/98→03/02	←	06/98→		2	11.8116-0253.1 390512	ATE
200 Kompressor (208.445)	141	03/98→06/00						
230 Kompressor (208.447)	142	03/98→06/00						
320 (208.465)	160	03/98→03/02						
200 Kompressor (208.444)	120	06/00→03/02	←			2	11.8116-0253.1 390512	ATE
230 Kompressor (208.448)	145	06/00→03/02						
430 (208.470)	205	09/98→03/02		06/99→		2	11.8116-0133.1 390511	ATE
55 AMG (208.474)	255	01/00→03/02				2	11.8116-0133.1 390511	ATE
<b>Führungshülzensatz, Bremssattel</b>								
200 (208.435)	100	03/98→03/02	←	06/98→			11.0101-5407.2 260011	ATE
200 Kompressor (208.445)	141	03/98→06/00						
230 Kompressor (208.447)	142	03/98→06/00						
320 (208.465)	160	03/98→03/02						
200 Kompressor (208.444)	120	06/00→03/02	←				11.0101-5407.2 260011	ATE
230 Kompressor (208.448)	145	06/00→03/02						
430 (208.470)	205	09/98→03/02	←	06/99→			11.0101-7003.2 260124	ATE
<b>Führungsbolzen, Bremssattel</b>								
200 (208.435)	100	03/98→03/02		06/98→			11.8171-0008.1 990049	ATE
200 Kompressor (208.445)	141	03/98→06/00						
230 Kompressor (208.447)	142	03/98→06/00						
320 (208.465)	160	03/98→03/02						
200 Kompressor (208.444)	120	06/00→03/02					11.8171-0008.1 990049	ATE
230 Kompressor (208.448)	145	06/00→03/02						
430 (208.470)	205	09/98→03/02		06/99→			11.8171-0008.1 990049	ATE
<b>Dichtungssatz, Bremssattel</b>								
200 (208.435)	100	03/98→03/02	←	06/98→			11.0441-5703.2 250145	ATE
			➡	06/98→			13.0441-3609.2 250057	ATE
200 Kompressor (208.444)	120	06/00→03/02	←				11.0441-5703.2 250145	ATE
230 Kompressor (208.448)	145	06/00→03/02	➡	→ F 196683 / T 098095			13.0441-3606.2 250147	ATE
↓								

**MERCEDES-BENZ - CLK Cabriolet (A208) 03/98→03/02**

**Dichtungssatz, Bremssattel**

200 Kompressor (208.444)	120	06/00→03/02	➡	F 196684 / T 098096→		13.0441-3609.2	250057	ATE
230 Kompressor (208.448)	145	06/00→03/02						
200 Kompressor (208.445)	141	03/98→06/00	←	06/98→		11.0441-5703.2	250145	ATE
230 Kompressor (208.447)	142	03/98→06/00	➡	06/98→; → F 196683 / T 098095		13.0441-3606.2	250147	ATE
320 (208.465)	160	03/98→03/02	➡	F 196684 / T 098096→		13.0441-3609.2	250057	ATE
430 (208.470)	205	09/98→03/02	➡	06/99→		13.0441-4216.2	250093	ATE
55 AMG (208.474)	255	01/00→03/02	➡			13.0441-4216.2	250093	ATE

**Schraube, Bremssattel**

200 (208.435)	100	03/98→03/02	←	06/98→	4	13.8190-0330.1	990134	M12x1,5
200 Kompressor (208.444)	120	06/00→03/02			4	13.8190-0330.1	990134	M12x1,5
230 Kompressor (208.448)	145	06/00→03/02						
200 Kompressor (208.445)	141	03/98→06/00		06/98→	4	13.8190-0330.1	990134	M12x1,5
230 Kompressor (208.447)	142	03/98→06/00						
320 (208.465)	160	03/98→03/02						
430 (208.470)	205	09/98→03/02	←	06/99→	4	13.8190-0330.1	990134	M12x1,5
55 AMG (208.474)	255	01/00→03/02	←		4	13.8190-0330.1	990134	M12x1,5

**Bremsschlauch**











200 (208.435)	100	03/98→03/02	←	06/98→	2	83.7705-0386.3	330828	L= 385
200 Kompressor (208.445)	141	03/98→06/00	➡	06/98→	2	24.5123-0281.3	330877	L= 280
230 Kompressor (208.447)	142	03/98→06/00						
320 (208.465)	160	03/98→03/02						
200 Kompressor (208.444)	120	06/00→03/02	←		2	83.7705-0386.3	330828	L= 385
230 Kompressor (208.448)	145	06/00→03/02	➡		2	24.5123-0281.3	330877	L= 280
55 AMG (208.474)	255	01/00→03/02						
430 (208.470)	205	09/98→03/02	←	06/99→	2	83.7705-0386.3	330828	L= 385
			➡	06/99→	2	24.5123-0281.3	330877	L= 280

**MERCEDES-BENZ - CLK Cabriolet (A209) 02/03→03/10**








**Bremssattel**










CLK 200 CGI (209.443)	125	07/03→03/10	←	☐; → 12/09		24.3571-1739.7	220667	TRW Ø 57 - Halter
			←	☐; → 12/09		24.3571-1740.7	220668	TRW Ø 57 - Halter
			➡	☐; → 12/09		13.9361-0023.2	210241	ATE Ø 36
			➡	☐; → 12/09		13.9361-0024.2	210242	ATE Ø 36
CLK 200 Kompressor (209.441)	135	10/06→03/10	←	☐; → 12/09; für Fahrzeuge ohne Sportpaket / für Fahrzeuge ohne AMG-Sportpaket		24.3571-1721.7	220555	TRW Ø 57 - Halter
			←	☐; → 12/09; für Fahrzeuge ohne Sportpaket / für Fahrzeuge ohne AMG-Sportpaket		24.3571-1722.7	220556	TRW Ø 57 - Halter
			➡	☐; → 12/09		13.9361-0035.2	210253	ATE Ø 36
			➡	☐; → 12/09		13.9361-0036.2	210254	ATE Ø 36
CLK 200 Kompressor (209.442)	120	02/03→03/10	←	☐; 05/03→ 12/09; für Fahrzeuge ohne Sportpaket / für Fahrzeuge ohne AMG-Sportpaket		24.3571-1721.7	220555	TRW Ø 57 - Halter
			←	☐; 05/03→ 12/09; für Fahrzeuge ohne Sportpaket / für Fahrzeuge ohne AMG-Sportpaket		24.3571-1722.7	220556	TRW Ø 57 - Halter
			➡	☐; 05/03→ 12/09		13.9361-0035.2	210253	ATE Ø 36
			➡	☐; 05/03→ 12/09		13.9361-0036.2	210254	ATE Ø 36
CLK 240 (209.461) CLK 320 (209.465)	125 160	02/03→03/10 02/03→03/10	←	☐; 05/03→ 12/09		24.3571-1721.7	220555	TRW Ø 57 - Halter
			←	☐; 05/03→ 12/09		24.3571-1722.7	220556	TRW Ø 57 - Halter
			➡	☐; 05/03→ 12/09		13.9361-0035.2	210253	ATE Ø 36
			➡	☐; 05/03→ 12/09		13.9361-0036.2	210254	ATE Ø 36








↓								
---	--	--	--	--	--	--	--	--









	kw			 	! #			
<b>MERCEDES-BENZ - CLK Cabriolet (A209) 02/03→03/10</b>								
 <b>Bremssattel</b>								
CLK 280 (209.454)	170	01/05→03/10	←	☐; 05/05→12/09; für Fahrzeuge ohne Sportpaket / für Fahrzeuge ohne AMG-Sportpaket		24.3571-1721.7	220555	TRW Ø 57 - Halter
			←	☐; 05/05→12/09; für Fahrzeuge ohne Sportpaket / für Fahrzeuge ohne AMG-Sportpaket		24.3571-1722.7	220556	TRW Ø 57 - Halter
			→	☐; 05/05→12/09		13.9361-0035.2	210253	ATE Ø 36
			→	☐; 05/05→12/09		13.9361-0036.2	210254	ATE Ø 36
CLK 320 CDI (209.420)	165	03/05→03/10	→	☐; 05/05→12/09		13.9361-0035.2	210253	ATE Ø 36
CLK 350 (209.456)	200	01/05→03/10	→	☐; 05/05→12/09		13.9361-0036.2	210254	ATE Ø 36
<b>Dichtungssatz, Bremssattel</b>								
CLK 200 CGI (209.443)	125	07/03→03/10	→	→ 12/09		13.0441-3609.2	250057	ATE
CLK 200 Kompressor (209.441)	135	10/06→03/10						
CLK 200 Kompressor (209.442)	120	02/03→03/10	→	05/03→12/09		13.0441-3609.2	250057	ATE
CLK 240 (209.461)	125	02/03→03/10						
CLK 320 (209.465)	160	02/03→03/10						
CLK 280 (209.454)	170	01/05→03/10	→	05/05→12/09		13.0441-3609.2	250057	ATE
CLK 320 CDI (209.420)	165	03/05→03/10						
CLK 350 (209.456)	200	01/05→03/10						
CLK 500 (209.472)	285	06/06→03/10	→	→ 12/09		13.0441-4216.2	250093	ATE
CLK 500 (209.475)	225	02/03→03/10	→	05/03→12/09		13.0441-4216.2	250093	ATE
CLK 55 AMG (209.476)	270	02/03→03/10	→	05/03→; → T 033979 / F 123374		13.0441-4216.2	250093	ATE
<b>Zubehörsatz, Bremssattel</b>								
CLK 200 CGI (209.443)	125	07/03→03/10	←	→ 12/09		24.0101-3803.2	260101	TRW
 <b>Bremsschlauch</b>								
CLK 200 CGI (209.443)	125	07/03→03/10	←	→ 12/09	2	83.7705-0386.3	330828	L= 385
CLK 200 Kompressor (209.441)	135	10/06→03/10	→	→ 12/09	2	24.5123-0281.3	330877	L= 280
CLK 500 (209.472)	285	06/06→03/10						
CLK 63 AMG (209.477)	354	04/06→03/10						
CLK 200 Kompressor (209.442)	120	02/03→03/10	←	05/03→12/09	2	83.7705-0386.3	330828	L= 385
CLK 240 (209.461)	125	02/03→03/10	→	05/03→12/09	2	24.5123-0281.3	330877	L= 280
CLK 320 (209.465)	160	02/03→03/10						
CLK 500 (209.475)	225	02/03→03/10						
CLK 55 AMG (209.476)	270	02/03→03/10						
CLK 280 (209.454)	170	01/05→03/10	←	05/05→12/09	2	83.7705-0386.3	330828	L= 385
CLK 320 CDI (209.420)	165	03/05→03/10						
CLK 350 (209.456)	200	01/05→03/10	→	05/05→12/09	2	24.5123-0281.3	330877	L= 280
<b>MERCEDES-BENZ - CLS (C218) 01/11→</b>								
 <b>Bremssattel</b>								
CLS 220 BlueTEC / d (218.301)	120	05/14→	←	☐		24.3606-1711.5	240780	TRW Ø 60 - Halter
CLS 220 BlueTEC / d (218.301)	125	05/14→	←	☐		24.3606-1712.5	240781	TRW Ø 60 - Halter
CLS 220 BlueTEC (218.301)	130	05/14→	→	☐		24.3426-9989.5	240647	ATE Ø 42 - Halter
CLS 250 CDI / BlueTEC / d (218.303, 218.304)	150	04/11→	→	☐		24.3426-9990.5	240648	ATE Ø 42 - Halter
CLS 250 BlueTEC / d 4-matic (218.397)	150	05/14→	←	☐		24.3601-1721.5	240629	TRW Ø 60 - Halter
			←	☐		24.3601-1722.5	240630	TRW Ø 60 - Halter
			→	☐		24.3426-9989.5	240647	ATE Ø 42 - Halter
			→	☐		24.3426-9990.5	240648	ATE Ø 42 - Halter
CLS 350 (218.359)	225	01/11→	←	☐		24.3606-1711.5	240780	TRW Ø 60 - Halter
CLS 350 BlueTEC / d (218.326)	190	06/14→	←	☐		24.3606-1712.5	240781	TRW Ø 60 - Halter
CLS 350 CDI (218.323)	195	01/11→	→	☐		11.9426-9991.2	220641	ATE Ø 42 - Halter
			→	☐		11.9426-9992.2	220642	ATE Ø 42 - Halter
CLS 350 BlueTEC (218.326)	185	11/12→	←	☐; 01/13→		24.3606-1711.5	240780	TRW Ø 60 - Halter
			←	☐; 01/13→		24.3606-1712.5	240781	TRW Ø 60 - Halter
			→	☐; 01/13→		11.9426-9991.2	220641	ATE Ø 42 - Halter
			→	☐; 01/13→		11.9426-9992.2	220642	ATE Ø 42 - Halter
↓								



















	kW			 	! #			
<b>MERCEDES-BENZ - CLS (C218) 01/11→</b>								
<b>Bremssattel</b>								
CLS 350 BlueTEC 4-matic (218.394)	185	11/12→	←	☐; 01/13→		24.3601-1721.5	240629	TRW Ø 60 - Halter
			←	☐; 01/13→		24.3601-1722.5	240630	TRW Ø 60 - Halter
			→	☐; 01/13→		11.9426-9991.2	220641	ATE Ø 42 - Halter
			→	☐; 01/13→		11.9426-9992.2	220642	ATE Ø 42 - Halter
CLS 350 CDI 4-matic (218.393) CLS 350 d 4-matic (218.394)	195	09/11→	←	☐		24.3601-1721.5	240629	TRW Ø 60 - Halter
			←	☐		24.3601-1722.5	240630	TRW Ø 60 - Halter
	190	04/15→	→	☐		11.9426-9991.2	220641	ATE Ø 42 - Halter
→			☐		11.9426-9992.2	220642	ATE Ø 42 - Halter	
CLS 400 (218.361) CLS 400 (218.365) CLS 400 4-matic (218.367) CLS 400 4-matic (218.368)	245	07/14→	→	☐		11.9426-9991.2	220641	ATE Ø 42 - Halter
	245	05/14→	→	☐		11.9426-9992.2	220642	ATE Ø 42 - Halter
	245	05/14→						
	245	07/14→						
CLS 500 (218.373) CLS 500 4-matic (218.391)	300	02/11→	→	☐		11.9426-9959.2	220801	ATE Ø 42 - Halter
	300	09/11→	→	☐		11.9426-9960.2	220802	ATE Ø 42 - Halter
<b>Feder, Bremssattel</b>								
CLS 220 BlueTEC / d (218.301)	120	05/14→			2	11.8116-0087.2	390607	ATE
CLS 220 BlueTEC / d (218.301)	125	05/14→						
CLS 220 BlueTEC (218.301)	130	05/14→						
CLS 250 BlueTEC / d 4-matic (218.397)	150	05/14→						
CLS 250 CDI / BlueTEC / d (218.303, 218.304)	150	04/11→						
CLS 350 (218.359)	225	01/11→						
CLS 350 BlueTEC / d (218.326)	190	06/14→						
CLS 350 CDI (218.323)	195	01/11→						
CLS 350 CDI 4-matic (218.393)	195	09/11→						
CLS 350 d 4-matic (218.394)	190	04/15→						
CLS 400 (218.361)	245	07/14→						
CLS 400 (218.365)	245	05/14→						
CLS 400 4-matic (218.367)	245	05/14→						
CLS 400 4-matic (218.368)	245	07/14→						
CLS 500 (218.373)	300	02/11→						
CLS 500 4-matic (218.391)	300	09/11→						
CLS 350 BlueTEC (218.326)	185	11/12→		01/13→	2	11.8116-0087.2	390607	ATE
CLS 350 BlueTEC 4-matic (218.394)	185	11/12→						
<b>Führungshülzensatz, Bremssattel</b>								
CLS 350 (218.359)	225	01/11→	→			11.0101-5407.2	260011	ATE
CLS 350 BlueTEC / d (218.326)	190	06/14→						
CLS 350 CDI (218.323)	195	01/11→						
CLS 350 CDI 4-matic (218.393)	195	09/11→						
CLS 350 d 4-matic (218.394)	190	04/15→						
CLS 400 (218.361)	245	07/14→						
CLS 400 (218.365)	245	05/14→						
CLS 400 4-matic (218.367)	245	05/14→						
CLS 400 4-matic (218.368)	245	07/14→						
CLS 500 (218.373)	300	02/11→						
CLS 500 4-matic (218.391)	300	09/11→						
CLS 350 BlueTEC (218.326)	185	11/12→	→	01/13→		11.0101-5407.2	260011	ATE
CLS 350 BlueTEC 4-matic (218.394)	185	11/12→						
<b>Führungsbolzen, Bremssattel</b>								
CLS 350 (218.359)	225	01/11→				11.8171-0008.1	990049	ATE
↓								








	kW			 	! #		
<b>MERCEDES-BENZ - CLS (C218) 01/11→</b>							
<b>Führungsbolzen, Bremsattel</b>							
CLS 350 BlueTEC / d (218.326)	190	06/14→				11.8171-0008.1	990049 ATE
CLS 350 CDI (218.323)	195	01/11→					
CLS 350 CDI 4-matic (218.393)	195	09/11→					
CLS 350 d 4-matic (218.394)	190	04/15→					
CLS 400 (218.361)	245	07/14→					
CLS 400 (218.365)	245	05/14→					
CLS 400 4-matic (218.367)	245	05/14→					
CLS 400 4-matic (218.368)	245	07/14→					
CLS 500 (218.373)	300	02/11→					
CLS 500 4-matic (218.391)	300	09/11→					
CLS 350 BlueTEC (218.326)	185	11/12→		01/13→		11.8171-0008.1	990049 ATE
CLS 350 BlueTEC 4-matic (218.394)	185	11/12→					
<b> Bremsschlauch</b>							
CLS 220 BlueTEC / d (218.301)	120	05/14→	←		2	24.5148-0406.3	331478 L= 402
CLS 220 BlueTEC / d (218.301)	125	05/14→					
CLS 220 BlueTEC (218.301)	130	05/14→					
CLS 250 CDI / BlueTEC / d (218.303, 218.304)	150	04/11→					
CLS 350 (218.359)	225	01/11→					
CLS 350 BlueTEC / d (218.326)	190	06/14→					
CLS 350 CDI (218.323)	195	01/11→					
CLS 400 (218.361)	245	07/14→					
CLS 400 (218.365)	245	05/14→					
CLS 500 (218.373)	300	02/11→					
CLS 500 4-matic (218.391)	300	09/11→					
CLS 250 BlueTEC / d 4-matic (218.397)	150	05/14→	←		2	83.7713-0487.3	331342 L= 488
CLS 350 CDI 4-matic (218.393)	195	09/11→					
CLS 350 d 4-matic (218.394)	190	04/15→					
CLS 400 4-matic (218.367)	245	05/14→					
CLS 400 4-matic (218.368)	245	07/14→					
CLS 350 BlueTEC (218.326)	185	11/12→	←	01/13→	2	24.5148-0406.3	331478 L= 402
CLS 350 BlueTEC 4-matic (218.394)	185	11/12→	←	01/13→	2	83.7713-0487.3	331342 L= 488
<b>MERCEDES-BENZ - CLS (C219) 10/04→02/11</b>							
<b> Bremsattel</b>							
CLS 280 (219.354)	170	07/08→12/10	→	☐; → 10/10		11.9426-9991.2	220641 ATE Ø 42 - Halter
CLS 300 (219.354)	170	04/09→12/10					
CLS 350 (219.356)	200	10/04→12/10	→	☐; → 10/10		11.9426-9992.2	220642 ATE Ø 42 - Halter
CLS 350 (219.357)	215	04/06→12/10					
CLS 350 CDI	200	04/09→12/10					
CLS 350 CDI (219.322)	165	04/09→12/10					
CLS 350 CGI (219.357)	215	04/09→12/10					
CLS 500 (219.375)	225	10/04→12/10					
CLS 320 CDI	155	01/05→12/10	→	☐; 05/05→ 10/10		11.9426-9991.2	220641 ATE Ø 42 - Halter
CLS 320 CDI (219.322)	165	01/05→12/10	→	☐; 05/05→ 10/10		11.9426-9992.2	220642 ATE Ø 42 - Halter
CLS 500 (219.372)	285	04/06→12/10	→	☐; → 10/10		11.9426-9959.2	220801 ATE Ø 42 - Halter
			→	☐; → 10/10		11.9426-9960.2	220802 ATE Ø 42 - Halter
<b>Halter, Bremsattel</b>							
CLS 280 (219.354)	170	07/08→12/10	→	→ 10/10		11.8170-0611.1	260116 ATE
CLS 300 (219.354)	170	04/09→12/10					
CLS 350 (219.356)	200	10/04→12/10					
CLS 350 (219.357)	215	04/06→12/10					
CLS 350 CDI	200	04/09→12/10					
CLS 350 CDI (219.322)	165	04/09→12/10					
CLS 350 CGI (219.357)	215	04/09→12/10					
CLS 500 (219.375)	225	10/04→12/10					
↓							









	kw			 	! #		
<b>MERCEDES-BENZ - CLS (C219) 10/04→02/11</b>							
<b>Halter, Bremsattel</b>							
CLS 320 CDI	155	01/05→12/10	➡	05/05→ 10/10		11.8170-0611.1	260116 ATE
CLS 320 CDI (219.322)	165	01/05→12/10					
<b>Feder, Bremsattel</b>							
CLS 280 (219.354)	170	07/08→12/10		→ 10/10	2	11.8116-0323.1	390459 ATE
CLS 300 (219.354)	170	04/09→12/10					
CLS 350 (219.356)	200	10/04→12/10					
CLS 350 (219.357)	215	04/06→12/10					
CLS 350 CDI	200	04/09→12/10					
CLS 350 CDI (219.322)	165	04/09→12/10					
CLS 350 CGI (219.357)	215	04/09→12/10					
CLS 500 (219.375)	225	10/04→12/10					
CLS 320 CDI	155	01/05→12/10		05/05→ 10/10	2	11.8116-0323.1	390459 ATE
CLS 320 CDI (219.322)	165	01/05→12/10					
CLS 500 (219.372)	285	04/06→12/10		→ 10/10	2	11.8116-0086.2	390606 ATE
<b>Führungshülzensatz, Bremsattel</b>							
CLS 280 (219.354)	170	07/08→12/10	➡	→ 10/10		11.0101-4202.2	260094 ATE
CLS 300 (219.354)	170	04/09→12/10					
CLS 350 CDI	200	04/09→12/10					
CLS 350 CDI (219.322)	165	04/09→12/10					
CLS 320 CDI	155	01/05→12/10	➡	05/05→ 10/10		11.0101-4202.2	260094 ATE
CLS 320 CDI (219.322)	165	01/05→12/10					
CLS 350 (219.356)	200	10/04→12/10	➡	→ 10/10		11.0101-5407.2	260011 ATE
CLS 350 (219.357)	215	04/06→12/10					
CLS 350 CGI (219.357)	215	04/09→12/10					
CLS 500 (219.372)	285	04/06→12/10					
CLS 500 (219.375)	225	10/04→12/10					
<b>Führungsbolzen, Bremsattel</b>							
CLS 350 (219.356)	200	10/04→12/10	←	→ 10/10		11.8171-0008.1	990049 ATE
CLS 350 (219.357)	215	04/06→12/10					
CLS 350 CGI (219.357)	215	04/09→12/10					
CLS 500 (219.375)	225	10/04→12/10					
CLS 500 (219.372)	285	04/06→12/10		→ 10/10		11.8171-0008.1	990049 ATE
<b>Dichtungssatz, Bremsattel</b>							
CLS 280 (219.354)	170	07/08→12/10	←	→ 10/10		11.0441-4203.2	250013 ATE
CLS 300 (219.354)	170	04/09→12/10					
CLS 350 CDI	200	04/09→12/10					
CLS 350 CDI (219.322)	165	04/09→12/10					
CLS 320 CDI	155	01/05→12/10	←	05/05→ 10/10		11.0441-4203.2	250013 ATE
CLS 320 CDI (219.322)	165	01/05→12/10					
<b>Schraube, Bremsattel</b>							
CLS 280 (219.354)	170	07/08→12/10		→ 10/10	4	13.8190-0330.1	990134 M12x1,5
CLS 300 (219.354)	170	04/09→12/10					
CLS 350 (219.356)	200	10/04→12/10					
CLS 350 (219.357)	215	04/06→12/10					
CLS 350 CDI	200	04/09→12/10					
CLS 350 CDI (219.322)	165	04/09→12/10					
CLS 350 CGI (219.357)	215	04/09→12/10					
CLS 500 (219.375)	225	10/04→12/10					
CLS 55 AMG (219.376)	350	01/05→12/10					
CLS 320 CDI	155	01/05→12/10		05/05→ 10/10	4	13.8190-0330.1	990134 M12x1,5
CLS 320 CDI (219.322)	165	01/05→12/10					
<b>Bremsschlauch</b>							
CLS 280 (219.354)	170	07/08→12/10	←	→ 10/10	2	24.5123-0380.3	331256 L= 380
CLS 300 (219.354)	170	04/09→12/10					
CLS 350 (219.356)	200	10/04→12/10	➡	→ 10/10	2	24.5238-0255.3	330674 L= 255
CLS 350 (219.357)	215	04/06→12/10					
CLS 350 CDI	200	04/09→12/10					
CLS 350 CDI (219.322)	165	04/09→12/10					
CLS 350 CGI (219.357)	215	04/09→12/10					
CLS 500 (219.372)	285	04/06→12/10					
CLS 500 (219.375)	225	10/04→12/10					
CLS 55 AMG (219.376)	350	01/05→12/10					
CLS 63 AMG (219.377)	378	04/06→12/10					
CLS 320 CDI	155	01/05→12/10	←	05/05→ 10/10	2	24.5123-0380.3	331256 L= 380
CLS 320 CDI (219.322)	165	01/05→12/10	➡	05/05→ 10/10	2	24.5238-0255.3	330674 L= 255
<b>MERCEDES-BENZ - CLS Shooting Brake (X218) 10/12→</b>							
<b>Bremssattel</b>							
CLS 220 BlueTEC / d (218.901)	120	05/14→	←	☐		24.3606-1711.5	240780 TRW Ø 60 - Halter
CLS 220 BlueTEC / d (218.901)	125	05/14→	←	☐		24.3606-1712.5	240781 TRW Ø 60 - Halter
↓							

	kw			 	! #		
<b>MERCEDES-BENZ - CLS Shooting Brake (X218) 10/12 →</b>							
<b> Bremssattel</b>							
CLS 220 BlueTEC (218.901)	130	05/14 →	→	☐		24.3426-9989.5 240647	ATE Ø 42 - Halter
CLS 250 CDI / BlueTEC / d (218.903, 218.904)	150	10/12 →	→	☐		24.3426-9990.5 240648	ATE Ø 42 - Halter
CLS 250 BlueTEC / d 4-matic (218.997)	150	05/14 →	←	☐		24.3601-1721.5 240629	TRW Ø 60 - Halter
			←	☐		24.3601-1722.5 240630	TRW Ø 60 - Halter
			→	☐		24.3426-9989.5 240647	ATE Ø 42 - Halter
			→	☐		24.3426-9990.5 240648	ATE Ø 42 - Halter
CLS 350 (218.959) CLS 350 BlueTEC / d (218.926) CLS 350 CDI (218.923)	225	10/12 →	←	☐; für Fahrzeuge ohne Sportpaket		24.3606-1711.5 240780	TRW Ø 60 - Halter
	190	05/14 →	←	☐; für Fahrzeuge ohne Sportpaket		24.3606-1712.5 240781	TRW Ø 60 - Halter
	195	10/12 →	→	☐		11.9426-9991.2 220641	ATE Ø 42 - Halter
CLS 350 BlueTEC 4-matic (218.994) CLS 350 CDI 4-matic (218.993)	185	05/14 →	←	☐; für Fahrzeuge ohne Sportpaket		24.3601-1721.5 240629	TRW Ø 60 - Halter
	195	10/12 →	←	☐; für Fahrzeuge ohne Sportpaket		24.3601-1722.5 240630	TRW Ø 60 - Halter
CLS 350 d 4-matic (218.994)	190	04/15 →	→	☐		11.9426-9991.2 220641	ATE Ø 42 - Halter
			→	☐		11.9426-9992.2 220642	ATE Ø 42 - Halter
CLS 400 (218.961) CLS 400 (218.965) CLS 400 4-matic (218.967) CLS 400 4-matic (218.968)	245	07/14 →	→	☐		11.9426-9991.2 220641	ATE Ø 42 - Halter
	245	05/14 →	→	☐		11.9426-9992.2 220642	ATE Ø 42 - Halter
	245	05/14 →	→	☐		11.9426-9992.2 220642	ATE Ø 42 - Halter
	245	07/14 →	→	☐		11.9426-9992.2 220642	ATE Ø 42 - Halter
CLS 500 (218.973) CLS 500 4-matic (218.991)	300	10/12 →	→	☐		11.9426-9959.2 220801	ATE Ø 42 - Halter
	300	10/12 →	→	☐		11.9426-9960.2 220802	ATE Ø 42 - Halter
<b>Feder, Bremssattel</b>							
CLS 220 BlueTEC / d (218.901)	120	05/14 →			2	11.8116-0087.2 390607	ATE
CLS 220 BlueTEC / d (218.901)	125	05/14 →					
CLS 220 BlueTEC (218.901)	130	05/14 →					
CLS 250 BlueTEC / d 4-matic (218.997)	150	05/14 →					
CLS 250 CDI / BlueTEC / d (218.903, 218.904)	150	10/12 →					
CLS 350 (218.959)	225	10/12 →					
CLS 350 BlueTEC / d (218.926)	190	05/14 →					
CLS 350 BlueTEC 4-matic (218.994)	185	05/14 →					
CLS 350 CDI (218.923)	195	10/12 →					
CLS 350 CDI 4-matic (218.993)	195	10/12 →					
CLS 350 d 4-matic (218.994)	190	04/15 →					
CLS 400 (218.961)	245	07/14 →					
CLS 400 (218.965)	245	05/14 →					
CLS 400 4-matic (218.967)	245	05/14 →					
CLS 400 4-matic (218.968)	245	07/14 →					
CLS 500 (218.973)	300	10/12 →					
CLS 500 4-matic (218.991)	300	10/12 →					
<b>Führungshülzensatz, Bremssattel</b>							
CLS 220 BlueTEC / d (218.901)	120	05/14 →	→			11.0101-5407.2 260011	ATE
CLS 220 BlueTEC / d (218.901)	125	05/14 →					
CLS 220 BlueTEC (218.901)	130	05/14 →					
CLS 250 BlueTEC / d 4-matic (218.997)	150	05/14 →					
CLS 250 CDI / BlueTEC / d (218.903, 218.904)	150	10/12 →					
CLS 350 (218.959)	225	10/12 →					
CLS 350 BlueTEC / d (218.926)	190	05/14 →					
CLS 350 BlueTEC 4-matic (218.994)	185	05/14 →					









	kW					! #			
<b>MERCEDES-BENZ - CLS Shooting Brake (X218) 10/12 →</b>									
<b>Führungshülzensatz, Bremssattel</b>									
CLS 350 CDI (218.923)	195	10/12 →	➔			11.0101-5407.2	260011	ATE	
CLS 350 CDI 4-matic (218.993)	195	10/12 →							
CLS 350 d 4-matic (218.994)	190	04/15 →							
CLS 400 (218.961)	245	07/14 →							
CLS 400 (218.965)	245	05/14 →							
CLS 400 4-matic (218.967)	245	05/14 →							
CLS 400 4-matic (218.968)	245	07/14 →							
CLS 500 (218.973)	300	10/12 →							
CLS 500 4-matic (218.991)	300	10/12 →							
<b>Führungsbolzen, Bremssattel</b>									
CLS 220 BlueTEC / d (218.901)	120	05/14 →				11.8171-0008.1	990049	ATE	
CLS 220 BlueTEC / d (218.901)	125	05/14 →							
CLS 220 BlueTEC (218.901)	130	05/14 →							
CLS 250 BlueTEC / d 4-matic (218.997)	150	05/14 →							
CLS 250 CDI / BlueTEC / d (218.903, 218.904)	150	10/12 →							
CLS 350 (218.959)	225	10/12 →							
CLS 350 BlueTEC / d (218.926)	190	05/14 →							
CLS 350 BlueTEC 4-matic (218.994)	185	05/14 →							
CLS 350 CDI (218.923)	195	10/12 →							
CLS 350 CDI 4-matic (218.993)	195	10/12 →							
CLS 350 d 4-matic (218.994)	190	04/15 →							
CLS 400 (218.961)	245	07/14 →							
CLS 400 (218.965)	245	05/14 →							
CLS 400 4-matic (218.967)	245	05/14 →							
CLS 400 4-matic (218.968)	245	07/14 →							
CLS 500 (218.973)	300	10/12 →							
CLS 500 4-matic (218.991)	300	10/12 →							
<b> Bremsschlauch</b>									
CLS 220 BlueTEC / d (218.901)	120	05/14 →	➔			2	24.5148-0406.3	331478	L= 402
CLS 220 BlueTEC / d (218.901)	125	05/14 →							
CLS 220 BlueTEC (218.901)	130	05/14 →							
CLS 250 CDI / BlueTEC / d (218.903, 218.904)	150	10/12 →							
CLS 350 (218.959)	225	10/12 →							
CLS 350 BlueTEC / d (218.926)	190	05/14 →							
CLS 350 CDI (218.923)	195	10/12 →							
CLS 400 (218.961)	245	07/14 →							
CLS 400 (218.965)	245	05/14 →							
CLS 500 (218.973)	300	10/12 →							
CLS 250 BlueTEC / d 4-matic (218.997)	150	05/14 →	➔			2	83.7713-0487.3	331342	L= 488
CLS 350 BlueTEC 4-matic (218.994)	185	05/14 →							
CLS 350 CDI 4-matic (218.993)	195	10/12 →							
CLS 350 d 4-matic (218.994)	190	04/15 →							
CLS 400 4-matic (218.967)	245	05/14 →							
CLS 400 4-matic (218.968)	245	07/14 →							
CLS 500 4-matic (218.991)	300	10/12 →							








	kw			 	! #			
<b>MERCEDES-BENZ - E-KLASSE (W124) 02/93→06/96</b>								
<b> Bremssattel</b>								
E 200 (124.019)	100	06/93→06/95	←	☐		24.3541-1603.5	240037	TRW Ø 54 - Halter
E 220 (124.022)	110	06/93→06/95	←	☐		24.3541-1604.5	240038	TRW Ø 54 - Halter
E 250 Turbo-D (124.128)	93	06/93→06/95	→	☐		24.9235-8005.5	230023	ATE Ø 35
E 300 D (124.131)	100	07/93→06/95	→	☐		24.9235-8006.5	230024	ATE Ø 35
E 300 Turbo-D (124.133)	108	06/93→06/95	→	☐		24.9235-8006.5	230024	ATE Ø 35
E 200 D (124.120)	55	06/93→06/95	←	☐		24.3541-1725.5	240003	TRW Ø 54 - Halter
E 250 D (124.126, 124.129)	83	07/93→06/95	←	☐		24.3541-1726.5	240004	TRW Ø 54 - Halter
			→	☐		24.9235-8005.5	230023	ATE Ø 35
			→	☐		24.9235-8006.5	230024	ATE Ø 35
E 280 (124.028)	145	06/93→06/95	←	☐		24.3541-1603.5	240037	TRW Ø 54 - Halter
			←	☐		24.3541-1604.5	240038	TRW Ø 54 - Halter
			→	☐; - ASR		24.9235-8005.5	230023	ATE Ø 35
			→	☐; - ASR		24.9235-8006.5	230024	ATE Ø 35
E 300 4-matic (124.230)	132	06/93→06/95	→	☐		24.9235-8005.5	230023	ATE Ø 35
E 300 Turbo-D 4-matic (124.333)	108	06/93→06/95	→	☐		24.9235-8006.5	230024	ATE Ø 35
E 320 (124.032)	162	06/93→06/95	→	☐		24.9238-8035.5	230025	ATE Ø 38
E 36 AMG	200	07/94→01/95	→	☐		24.9238-8036.5	230026	ATE Ø 38
E 420 (124.034)	205	06/93→06/95	→	☐		24.9238-8033.5	230015	ATE Ø 38
			→	☐		24.9238-8034.5	230016	ATE Ø 38
E 500 (124.036)	235	06/93→06/95	←	☐; → B 927760		24.9442-8003.5	230053	ATE Ø1 42 Ø2 38
			←	☐; → B 927760		24.9442-8004.5	230054	ATE Ø1 42 Ø2 38
			→	☐; B 927761→		13.2421-8025.2	210061	ATE Ø 42
			→	☐; B 927761→		13.2421-8026.2	210062	ATE Ø 42
			→	☐; → B 927760		24.9238-8033.5	230015	ATE Ø 38
			→	☐; → B 927760		24.9238-8034.5	230016	ATE Ø 38
E 60 AMG (124.036)	280	05/94→06/95	→	☐; B 927761→		13.2421-8025.2	210061	ATE Ø 42
			→	☐; B 927761→		13.2421-8026.2	210062	ATE Ø 42
			→	☐; → B 927760		24.9238-8033.5	230015	ATE Ø 38
			→	☐; → B 927760		24.9238-8034.5	230016	ATE Ø 38
<b>Führungshülzensatz, Bremssattel</b>								
E 200 (124.019)	100	06/93→06/95	←			11.0101-5403.2	260010	TRW
E 200 D (124.120)	55	06/93→06/95						
E 220 (124.022)	110	06/93→06/95						
E 250 D (124.126, 124.129)	83	07/93→06/95						
E 250 Turbo-D (124.128)	93	06/93→06/95						
E 280 (124.028)	145	06/93→06/95						
E 300 4-matic (124.230)	132	06/93→06/95						
E 300 D (124.131)	100	07/93→06/95						
E 300 Turbo-D (124.133)	108	06/93→06/95						
E 300 Turbo-D 4-matic (124.333)	108	06/93→06/95						
<b>Dichtungssatz, Bremssattel</b>								
E 200 (124.019)	100	06/93→06/95	→			13.0441-3505.2	250051	ATE
E 220 (124.022)	110	06/93→06/95						
E 250 Turbo-D (124.128)	93	06/93→06/95						
E 300 D (124.131)	100	07/93→06/95						
E 300 Turbo-D (124.133)	108	06/93→06/95						
E 200 D (124.120)	55	06/93→06/95	←			11.0441-5404.2	250029	Lucas
E 250 D (124.126, 124.129)	83	07/93→06/95	→			13.0441-3505.2	250051	ATE
E 300 4-matic (124.230)	132	06/93→06/95						
E 300 Turbo-D 4-matic (124.333)	108	06/93→06/95						
E 280 (124.028)	145	06/93→06/95	→	- ASR		13.0441-3505.2	250051	ATE
			→	+ ASR		13.0441-3505.2	250051	ATE
E 280 (124.029)	142	06/93→06/95	←	B 864308→		13.0441-4214.2	250091	ATE
			←	→ B 864307		13.0441-4214.2	250091	ATE
E 320 (124.032)	162	06/93→06/95	←	B 864308→		13.0441-4214.2	250091	ATE
			←	→ B 864307		13.0441-4214.2	250091	ATE
			→			13.0441-3817.2	250071	ATE
↓								








	kw					! #		
<b>MERCEDES-BENZ - E-KLASSE (W124) 02/93→06/96</b>								
<b>Dichtungssatz, Bremssattel</b>								
E 36 AMG	200	07/94→01/95	←				13.0441-4214.2 250091	ATE
			→				13.0441-3817.2 250071	ATE
E 420 (124.034)	205	06/93→06/95	←	→ B 938568			13.0441-4214.2 250091	ATE
			←	B 938569→			13.0441-4214.2 250091	ATE
			→				13.0441-3817.2 250071	ATE
E 500 (124.036)	235	06/93→06/95	←	B 927761→			13.0441-4214.2 250091	ATE
			→	→ B 927760			13.0441-3817.2 250071	ATE
			→	B 927761→			13.0441-4216.2 250093	ATE
E 60 AMG (124.036)	280	05/94→06/95	←				13.0441-4214.2 250091	ATE
			→	→ B 927760			13.0441-3817.2 250071	ATE
			→	B 927761→			13.0441-4216.2 250093	ATE
<b>Zubehörsatz, Bremssattel</b>								
E 200 (124.019)	100	06/93→06/95					24.0101-3601.2 260044	TRW
E 220 (124.022)	110	06/93→06/95						
E 250 Turbo-D (124.128)	93	06/93→06/95						
E 280 (124.028)	145	06/93→06/95						
E 300 D (124.131)	100	07/93→06/95						
E 300 Turbo-D (124.133)	108	06/93→06/95						
<b>Schraube, Bremssattel</b>								
E 200 (124.019)	100	06/93→06/95			4		13.8190-0242.1 990124	M12x1,5
E 220 (124.022)	110	06/93→06/95						
E 250 Turbo-D (124.128)	93	06/93→06/95						
E 280 (124.028)	145	06/93→06/95						
E 300 D (124.131)	100	07/93→06/95						
E 300 Turbo-D (124.133)	108	06/93→06/95						
E 280 (124.029)	142	06/93→06/95		B 864308→	4		13.8190-0242.1 990124	M12x1,5
E 320 (124.032)	162	06/93→06/95	←	→ B 864307	4		13.8190-0242.1 990124	M12x1,5
E 300 4-matic (124.230)	132	06/93→06/95			4		13.8190-0330.1 990134	M12x1,5
E 300 Turbo-D 4-matic (124.333)	108	06/93→06/95						
E 420 (124.034)	205	06/93→06/95		→ B 938568	4		13.8190-0242.1 990124	M12x1,5
<b>Bremsschlauch</b>								
E 200 (124.019)	100	06/93→06/95	←		2		24.5101-0346.3 331406	L= 346
E 200 D (124.120)	55	06/93→06/95	→					
E 220 (124.022)	110	06/93→06/95			2		83.7704-0281.3 330804	L= 280
E 250 D (124.126, 124.129)	83	07/93→06/95						
E 250 Turbo-D (124.128)	93	06/93→06/95						
E 280 (124.028)	145	06/93→06/95						
E 280 (124.029)	142	06/93→06/95						
E 300 D (124.131)	100	07/93→06/95						
E 300 Turbo-D (124.133)	108	06/93→06/95						
E 320 (124.032)	162	06/93→06/95						
E 36 AMG	200	07/94→01/95						
E 420 (124.034)	205	06/93→06/95						
E 500 (124.036)	235	06/93→06/95						
E 60 AMG (124.036)	280	05/94→06/95						
E 300 4-matic (124.230)	132	06/93→06/95	←		2		83.6154-0526.3 330285	L= 525
E 300 Turbo-D 4-matic (124.333)	108	06/93→06/95	→		2		83.7704-0281.3 330804	L= 280
<b>MERCEDES-BENZ - E-KLASSE (W210) 06/95→08/03</b>								
<b>Bremssattel</b>								
E 200 (210.035)	100	06/95→08/00	←	☐			11.3571-8512.2 220316	ATE Ø 57 - Halter
E 230 (210.037)	110	06/95→06/97					24.3571-8512.5 240492	ATE Ø 57 - Halter
E 240 (210.062)	125	08/00→03/02	←	☐			24.3571-8511.5 240491	ATE Ø 57 - Halter
E 290 Turbo-D (210.017)	95	03/96→07/99	→	☐; A379347→			13.2361-8003.2 210220	ATE Ø 36
E 300 D (210.020)	100	06/95→06/97	→	☐; A379347→			13.2361-8004.2 210221	ATE Ø 36
			→	☐; → A379346			24.9238-8035.5 230025	ATE Ø 38
			→	☐; → A379346			24.9238-8036.5 230026	ATE Ø 38
E 200 CDI (210.007)	75	06/98→03/02	←	☐; 07/98→			11.3571-8512.2 220316	ATE Ø 57 - Halter
E 220 CDI (210.006)	92	06/98→07/99	←	☐; 07/98→			24.3571-8512.5 240492	ATE Ø 57 - Halter
			←	☐; 07/98→			24.3571-8511.5 240491	ATE Ø 57 - Halter
			→	☐; 07/98→			13.2361-8003.2 210220	ATE Ø 36
↓								








	kw			 	! #		
<b>MERCEDES-BENZ - E-KLASSE (W210) 06/95→08/03</b>							
<b> Bremssattel</b>							
E 200 CDI (210.007)	75	06/98→03/02	➔	☐; 07/98→		13.2361-8004.2 210221	ATE Ø 36
E 220 CDI (210.006)	92	06/98→07/99					
E 200 CDI (210.007)	85	07/99→03/02	➔	☐		11.3571-8512.2 220316	ATE Ø 57 - Halter
E 200 Kompressor (210.048)	120	08/00→03/02				24.3571-8512.5 240492	ATE Ø 57 - Halter
E 220 CDI (210.006)	100	07/99→03/02	➔	☐		24.3571-8511.5 240491	ATE Ø 57 - Halter
E 220 CDI (210.006)	105	07/99→03/02	➔	☐		13.2361-8003.2 210220	ATE Ø 36
			➔	☐		13.2361-8004.2 210221	ATE Ø 36
E 200 D (210.003)	65	01/96→03/02	➔	☐; 10/96→		11.3571-8512.2 220316	ATE Ø 57 - Halter
						24.3571-8512.5 240492	ATE Ø 57 - Halter
			➔	☐; 10/96→		24.3571-8511.5 240491	ATE Ø 57 - Halter
			➔	☐; A379347→		13.2361-8003.2 210220	ATE Ø 36
			➔	☐; A379347→		13.2361-8004.2 210221	ATE Ø 36
			➔	☐; 10/96→; → A379346		24.9238-8035.5 230025	ATE Ø 38
			➔	☐; 10/96→; → A379346		24.9238-8036.5 230026	ATE Ø 38
E 200 Kompressor (210.045)	137	06/97→03/02	➔	☐; 09/97→		11.3571-8509.2 220313	ATE Ø 57 - Halter
			➔	☐; 09/97→		11.3571-8510.2 220314	ATE Ø 57 - Halter
			➔	☐; 09/97→		13.2361-8005.2 210237	ATE Ø 36
			➔	☐; 09/97→		13.2361-8006.2 210238	ATE Ø 36
E 220 D	55	05/96→03/02	➔	☐; → 06/98		11.3571-8512.2 220316	ATE Ø 57 - Halter
E 220 D (210.004)	70	06/95→07/99				24.3571-8512.5 240492	ATE Ø 57 - Halter
			➔	☐; → 06/98		24.3571-8511.5 240491	ATE Ø 57 - Halter
			➔	☐; → 06/98; A379347→		13.2361-8003.2 210220	ATE Ø 36
			➔	☐; → 06/98; A379347→		13.2361-8004.2 210221	ATE Ø 36
			➔	☐; → A379346		24.9238-8035.5 230025	ATE Ø 38
			➔	☐; → A379346		24.9238-8036.5 230026	ATE Ø 38
E 240 (210.061)	125	06/97→08/00	➔	☐; 09/97→		11.3571-8512.2 220316	ATE Ø 57 - Halter
						24.3571-8512.5 240492	ATE Ø 57 - Halter
			➔	☐; 09/97→		24.3571-8511.5 240491	ATE Ø 57 - Halter
			➔	☐; A379347→		13.2361-8003.2 210220	ATE Ø 36
			➔	☐; A379347→		13.2361-8004.2 210221	ATE Ø 36
			➔	☐; 09/97→; → A379346		24.9238-8035.5 230025	ATE Ø 38
			➔	☐; 09/97→; → A379346		24.9238-8036.5 230026	ATE Ø 38
E 250 D (210.010)	83	06/95→07/99	➔	☐; für Rechtslenker		11.3571-8512.2 220316	ATE Ø 57 - Halter
						24.3571-8512.5 240492	ATE Ø 57 - Halter
			➔	☐		11.3571-8512.2 220316	ATE Ø 57 - Halter
						24.3571-8512.5 240492	ATE Ø 57 - Halter
			➔	☐; für Rechtslenker		24.3571-8511.5 240491	ATE Ø 57 - Halter
			➔	☐		24.3571-8511.5 240491	ATE Ø 57 - Halter
			➔	☐; A379347→; für Rechtslenker		13.2361-8003.2 210220	ATE Ø 36
			➔	☐; A379347→		13.2361-8003.2 210220	ATE Ø 36
			➔	☐; A379347→; für Rechtslenker		13.2361-8004.2 210221	ATE Ø 36
			➔	☐; A379347→		13.2361-8004.2 210221	ATE Ø 36
			➔	☐; → A379346		24.9238-8035.5 230025	ATE Ø 38
			➔	☐; → A379346; für Rechtslenker		24.9238-8035.5 230025	ATE Ø 38
			➔	☐; → A379346; für Rechtslenker		24.9238-8036.5 230026	ATE Ø 38
			➔	☐; → A379346		24.9238-8036.5 230026	ATE Ø 38
E 250 Turbo-D (210.015)	110	06/97→07/99	➔	☐; 09/97→		11.3571-8512.2 220316	ATE Ø 57 - Halter
						24.3571-8512.5 240492	ATE Ø 57 - Halter
			➔	☐; 09/97→		24.3571-8511.5 240491	ATE Ø 57 - Halter
			➔	☐; 09/97→		13.2361-8003.2 210220	ATE Ø 36
			➔	☐; 09/97→		13.2361-8004.2 210221	ATE Ø 36
E 270 CDI (210.016)	120	07/99→03/02	➔	☐		11.3571-8509.2 220313	ATE Ø 57 - Halter
E 270 CDI (210.016)	125	07/99→03/02	➔	☐		11.3571-8510.2 220314	ATE Ø 57 - Halter
			➔	☐		13.2361-8005.2 210237	ATE Ø 36
			➔	☐		13.2361-8006.2 210238	ATE Ø 36




















	kw			 	! #		
<b>MERCEDES-BENZ - E-KLASSE (W210) 06/95→08/03</b>							
<b> Bremssattel</b>							
E 270 CDI (210.016)	120	07/99→03/02	➡	☐		13.9421-7009.2	210269 ATE Ø 42
E 270 CDI (210.016)	125	07/99→03/02	➡	☐		13.9421-7010.2	210270 ATE Ø 42
E 280 (210.053)	142	01/96→06/97	⬅	☐		11.3571-8509.2	220313 ATE Ø 57 - Halter
E 280 (210.063)	150	12/96→03/02	⬅	☐		11.3571-8510.2	220314 ATE Ø 57 - Halter
E 320 (210.055)	162	06/95→06/97	⬅	☐		11.3571-8510.2	220314 ATE Ø 57 - Halter
E 320 (210.065)	165	06/97→03/02	➡	☐; → A379346		13.2361-8001.2	210214 ATE Ø 36
			➡	☐; A379347→		13.2361-8005.2	210237 ATE Ø 36
			➡	☐; A379347→		13.2361-8006.2	210238 ATE Ø 36
			➡	☐		13.9421-7009.2	210269 ATE Ø 42
			➡	☐		13.9421-7010.2	210270 ATE Ø 42
			➡	☐; → A379346		24.9236-8001.5	230007 ATE Ø 36
			➡	☐; → A379346		24.9236-8002.5	230008 ATE Ø 36
E 280 4-matic (210.081)	150	12/96→03/02	⬅	☐		11.3571-8509.2	220313 ATE Ø 57 - Halter
E 300 Turbo-D (210.025)	130	12/96→07/99	⬅	☐		11.3571-8510.2	220314 ATE Ø 57 - Halter
E 320 4-matic (210.082)	165	06/97→03/02	⬅	☐		11.3571-8510.2	220314 ATE Ø 57 - Halter
			➡	☐; → A379346		13.2361-8001.2	210214 ATE Ø 36
			➡	☐; A379347→		13.2361-8005.2	210237 ATE Ø 36
			➡	☐; A379347→		13.2361-8006.2	210238 ATE Ø 36
			➡	☐; → A379346		24.9236-8001.5	230007 ATE Ø 36
			➡	☐; → A379346		24.9236-8002.5	230008 ATE Ø 36
E 320 CDI (210.026)	145	07/99→03/02	⬅	☐		11.3571-8509.2	220313 ATE Ø 57 - Halter
			⬅	☐		11.3571-8510.2	220314 ATE Ø 57 - Halter
			➡	☐		13.2361-8005.2	210237 ATE Ø 36
			➡	☐		13.2361-8006.2	210238 ATE Ø 36
E 420 (210.072)	205	01/96→06/97	⬅	☐; A 962232 / X 027614→		11.9441-9971.2	220839 ATE Ø 44 - Halter
			⬅	☐; A 962232 / X 027614→		11.9441-9972.2	220840 ATE Ø 44 - Halter
			⬅	☐; → A 962231 / X 027613		13.4421-8010.2	210229 ATE Ø1 42 Ø2 38
			➡	☐; → A379346		13.2361-8001.2	210214 ATE Ø 36
			➡	☐; A379347→		13.2361-8005.2	210237 ATE Ø 36
			➡	☐; A379347→		13.2361-8006.2	210238 ATE Ø 36
			➡	☐		13.9421-7009.2	210269 ATE Ø 42
			➡	☐		13.9421-7010.2	210270 ATE Ø 42
			➡	☐; → A379346		24.9236-8001.5	230007 ATE Ø 36
			➡	☐; → A379346		24.9236-8002.5	230008 ATE Ø 36
E 430 (210.070)	205	06/97→03/02	⬅	☐; A 962232 / X 027614→		11.9441-9971.2	220839 ATE Ø 44 - Halter
			⬅	☐; A 962232 / X 027614→		11.9441-9972.2	220840 ATE Ø 44 - Halter
			⬅	☐; 09/97→; → A 962231 / X 027613		13.4421-8010.2	210229 ATE Ø1 42 Ø2 38
			➡	☐; 09/97→; → A379346		13.2361-8001.2	210214 ATE Ø 36
			➡	☐; A379347→		13.2361-8005.2	210237 ATE Ø 36
			➡	☐; A379347→		13.2361-8006.2	210238 ATE Ø 36
			➡	☐; 09/97→		13.9421-7009.2	210269 ATE Ø 42
			➡	☐; 09/97→		13.9421-7010.2	210270 ATE Ø 42
			➡	☐; 09/97→; → A379346		24.9236-8001.5	230007 ATE Ø 36
			➡	☐; 09/97→; → A379346		24.9236-8002.5	230008 ATE Ø 36
E 430 4-matic (210.083)	205	05/99→03/02	⬅	☐		11.9441-9971.2	220839 ATE Ø 44 - Halter
			⬅	☐		11.9441-9972.2	220840 ATE Ø 44 - Halter
			➡	☐		13.2421-8025.2	210061 ATE Ø 42
			➡	☐		13.2421-8026.2	210062 ATE Ø 42
E 50 AMG (210.072)	255	02/96→08/97	➡	☐		13.2421-8025.2	210061 ATE Ø 42
E 55 AMG 4-matic (210.074)	260	03/01→03/02	➡	☐		13.2421-8026.2	210062 ATE Ø 42
E 55 AMG (210.074)	260	08/97→03/02	➡	☐; 09/97→		13.2421-8025.2	210061 ATE Ø 42
			➡	☐; 09/97→		13.2421-8026.2	210062 ATE Ø 42
<b>Halter, Bremssattel</b>							
E 200 (210.035)	100	06/95→08/00	⬅		2	11.8170-0401.1	260103 ATE
E 200 CDI (210.007)	85	07/99→03/02	⬅				
↓							









	kW			 	! #		
<b>MERCEDES-BENZ - E-KLASSE (W210) 06/95→08/03</b>							
<b>Halter, Bremssattel</b>							
E 200 Kompressor (210.048)	120	08/00→03/02	←		2	11.8170-0401.1 260103	ATE
E 220 CDI (210.006)	100	07/99→03/02					
E 220 CDI (210.006)	105	07/99→03/02					
E 230 (210.037)	110	06/95→06/97					
E 240 (210.062)	125	08/00→03/02					
E 290 Turbo-D (210.017)	95	03/96→07/99					
E 300 D (210.020)	100	06/95→06/97					
E 200 CDI (210.007)	75	06/98→03/02	←	07/98→	2	11.8170-0401.1 260103	ATE
E 220 CDI (210.006)	92	06/98→07/99					
E 200 D (210.003)	65	01/96→03/02	←	10/96→	2	11.8170-0401.1 260103	ATE
E 220 D	55	05/96→03/02	←	→ 06/98	2	11.8170-0401.1 260103	ATE
E 220 D (210.004)	70	06/95→07/99					
E 240 (210.061)	125	06/97→08/00	←	09/97→	2	11.8170-0401.1 260103	ATE
E 250 Turbo-D (210.015)	110	06/97→07/99					
E 250 D (210.010)	83	06/95→07/99	←	für Rechtslenker	2	11.8170-0401.1 260103	ATE
			←		2	11.8170-0401.1 260103	ATE
<b>Feder, Bremssattel</b>							
E 200 (210.035)	100	06/95→08/00	←		2	11.8116-0253.1 390512	ATE
E 200 CDI (210.007)	85	07/99→03/02					
E 200 Kompressor (210.048)	120	08/00→03/02					
E 220 CDI (210.006)	100	07/99→03/02					
E 220 CDI (210.006)	105	07/99→03/02					
E 230 (210.037)	110	06/95→06/97					
E 240 (210.062)	125	08/00→03/02					
E 270 CDI (210.016)	120	07/99→03/02					
E 270 CDI (210.016)	125	07/99→03/02					
E 280 (210.053)	142	01/96→06/97					
E 280 (210.063)	150	12/96→03/02					
E 280 4-matic (210.081)	150	12/96→03/02					
E 290 Turbo-D (210.017)	95	03/96→07/99					
E 300 D (210.020)	100	06/95→06/97					
E 300 Turbo-D (210.025)	130	12/96→07/99					
E 320 (210.055)	162	06/95→06/97					
E 320 (210.065)	165	06/97→03/02					
E 320 4-matic (210.082)	165	06/97→03/02					
E 320 CDI (210.026)	145	07/99→03/02					
E 200 CDI (210.007)	75	06/98→03/02	←	07/98→	2	11.8116-0253.1 390512	ATE
E 220 CDI (210.006)	92	06/98→07/99					
E 200 D (210.003)	65	01/96→03/02	←	10/96→	2	11.8116-0253.1 390512	ATE
E 200 Kompressor (210.045)	137	06/97→03/02	←	09/97→	2	11.8116-0253.1 390512	ATE
E 240 (210.061)	125	06/97→08/00					
E 250 Turbo-D (210.015)	110	06/97→07/99					
E 220 D	55	05/96→03/02	←	→ 06/98	2	11.8116-0253.1 390512	ATE
E 220 D (210.004)	70	06/95→07/99					
E 250 D (210.010)	83	06/95→07/99	←	für Rechtslenker	2	11.8116-0253.1 390512	ATE
			←		2	11.8116-0253.1 390512	ATE
E 420 (210.072)	205	01/96→06/97		A 962232 / X 027614→	2	11.8116-0133.1 390511	ATE
E 430 (210.070)	205	06/97→03/02					
E 430 4-matic (210.083)	205	05/99→03/02			2	11.8116-0133.1 390511	ATE
E 50 AMG (210.072)	255	02/96→08/97					
E 55 AMG 4-matic (210.074)	260	03/01→03/02					
E 55 AMG (210.074)	260	08/97→03/02		09/97→	2	11.8116-0133.1 390511	ATE
<b>Führungshülzensatz, Bremssattel</b>							
E 200 (210.035)	100	06/95→08/00	←			11.0101-5407.2 260011	ATE
E 200 CDI (210.007)	85	07/99→03/02					
E 200 Kompressor (210.048)	120	08/00→03/02					
E 220 CDI (210.006)	100	07/99→03/02					
E 220 CDI (210.006)	105	07/99→03/02					
E 230 (210.037)	110	06/95→06/97					
E 240 (210.062)	125	08/00→03/02					
E 270 CDI (210.016)	120	07/99→03/02					
E 270 CDI (210.016)	125	07/99→03/02					
E 280 (210.053)	142	01/96→06/97					
E 280 (210.063)	150	12/96→03/02					
E 280 4-matic (210.081)	150	12/96→03/02					
E 290 Turbo-D (210.017)	95	03/96→07/99					
E 300 D (210.020)	100	06/95→06/97					
E 300 Turbo-D (210.025)	130	12/96→07/99					
E 320 (210.055)	162	06/95→06/97					
E 320 (210.065)	165	06/97→03/02					
E 320 4-matic (210.082)	165	06/97→03/02					
↓							








	kW			 	! #		
<b>MERCEDES-BENZ - E-KLASSE (W210) 06/95→08/03</b>							
<b>Führungshülzensatz, Bremssattel</b>							
E 320 CDI (210.026)	145	07/99→03/02	←			11.0101-5407.2 260011	ATE
E 200 CDI (210.007)	75	06/98→03/02	←	07/98→		11.0101-5407.2 260011	ATE
E 220 CDI (210.006)	92	06/98→07/99					
E 200 D (210.003)	65	01/96→03/02	←	10/96→		11.0101-5407.2 260011	ATE
E 200 Kompressor (210.045)	137	06/97→03/02	←	09/97→		11.0101-5407.2 260011	ATE
E 240 (210.061)	125	06/97→08/00					
E 250 Turbo-D (210.015)	110	06/97→07/99					
E 220 D	55	05/96→03/02	←	→ 06/98		11.0101-5407.2 260011	ATE
E 220 D (210.004)	70	06/95→07/99					
E 250 D (210.010)	83	06/95→07/99	←			11.0101-5407.2 260011	ATE
			←	für Rechtslenker		11.0101-5407.2 260011	ATE
E 420 (210.072)	205	01/96→06/97	←	A 962232 / X 027614→		11.0101-7003.2 260124	ATE
E 430 (210.070)	205	06/97→03/02					
E 430 4-matic (210.083)	205	05/99→03/02	←			11.0101-7003.2 260124	ATE
<b>Führungsbolzen, Bremssattel</b>							
E 200 (210.035)	100	06/95→08/00	←			11.8171-0008.1 990049	ATE
E 200 CDI (210.007)	85	07/99→03/02					
E 200 Kompressor (210.048)	120	08/00→03/02					
E 220 CDI (210.006)	100	07/99→03/02					
E 220 CDI (210.006)	105	07/99→03/02					
E 230 (210.037)	110	06/95→06/97					
E 240 (210.062)	125	08/00→03/02					
E 270 CDI (210.016)	120	07/99→03/02					
E 270 CDI (210.016)	125	07/99→03/02					
E 280 (210.053)	142	01/96→06/97					
E 280 (210.063)	150	12/96→03/02					
E 280 4-matic (210.081)	150	12/96→03/02					
E 290 Turbo-D (210.017)	95	03/96→07/99					
E 300 D (210.020)	100	06/95→06/97					
E 300 Turbo-D (210.025)	130	12/96→07/99					
E 320 (210.055)	162	06/95→06/97					
E 320 (210.065)	165	06/97→03/02					
E 320 4-matic (210.082)	165	06/97→03/02					
E 320 CDI (210.026)	145	07/99→03/02					
E 200 CDI (210.007)	75	06/98→03/02	←	07/98→		11.8171-0008.1 990049	ATE
E 220 CDI (210.006)	92	06/98→07/99					
E 200 D (210.003)	65	01/96→03/02	←	10/96→		11.8171-0008.1 990049	ATE
E 200 Kompressor (210.045)	137	06/97→03/02	←	09/97→		11.8171-0008.1 990049	ATE
E 240 (210.061)	125	06/97→08/00					
E 250 Turbo-D (210.015)	110	06/97→07/99					
E 220 D	55	05/96→03/02	←	→ 06/98		11.8171-0008.1 990049	ATE
E 220 D (210.004)	70	06/95→07/99					
E 250 D (210.010)	83	06/95→07/99	←			11.8171-0008.1 990049	ATE
			←	für Rechtslenker		11.8171-0008.1 990049	ATE
E 420 (210.072)	205	01/96→06/97		A 962232 / X 027614→		11.8171-0096.1 250155	ATE
E 430 (210.070)	205	06/97→03/02					
E 430 4-matic (210.083)	205	05/99→03/02				11.8171-0096.1 250155	ATE
<b>Dichtungssatz, Bremssattel</b>							
E 200 (210.035)	100	06/95→08/00	←			11.0441-5703.2 250145	ATE
E 230 (210.037)	110	06/95→06/97					
E 240 (210.062)	125	08/00→03/02	→	A379347→		13.0441-3609.2 250057	ATE
E 290 Turbo-D (210.017)	95	03/96→07/99	→	→ A379346		13.0441-3817.2 250071	ATE
E 300 D (210.020)	100	06/95→06/97					
E 200 CDI (210.007)	75	06/98→03/02	←	07/98→		11.0441-5703.2 250145	ATE
E 220 CDI (210.006)	92	06/98→07/99	→	07/98→		13.0441-3609.2 250057	ATE
E 200 CDI (210.007)	85	07/99→03/02	←			11.0441-5703.2 250145	ATE
E 200 Kompressor (210.048)	120	08/00→03/02	→			13.0441-3609.2 250057	ATE
E 220 CDI (210.006)	100	07/99→03/02					
E 220 CDI (210.006)	105	07/99→03/02					
E 320 CDI (210.026)	145	07/99→03/02					
E 200 D (210.003)	65	01/96→03/02	←	10/96→		11.0441-5703.2 250145	ATE
			→	A379347→		13.0441-3609.2 250057	ATE
			→	10/96→; → A379346		13.0441-3817.2 250071	ATE
E 200 Kompressor (210.045)	137	06/97→03/02	←	09/97→		11.0441-5703.2 250145	ATE
E 250 Turbo-D (210.015)	110	06/97→07/99	→	09/97→		13.0441-3609.2 250057	ATE
E 220 D	55	05/96→03/02	←	→ 06/98		11.0441-5703.2 250145	ATE
E 220 D (210.004)	70	06/95→07/99					

	kW			 	! #		
<b>MERCEDES-BENZ - E-KLASSE (W210) 06/95→08/03</b>							
<b>Dichtungssatz, Bremssattel</b>							
E 220 D	55	05/96→03/02	➡	→ 06/98; A379347→		13.0441-3609.2 250057	ATE
E 220 D (210.004)	70	06/95→07/99	➡	→ A379346		13.0441-3817.2 250071	ATE
E 240 (210.061)	125	06/97→08/00	⬅	09/97→		11.0441-5703.2 250145	ATE
			➡	A379347→		13.0441-3609.2 250057	ATE
			➡	09/97→; → A379346		13.0441-3817.2 250071	ATE
E 250 D (210.010)	83	06/95→07/99	⬅	für Rechtslenker		11.0441-5703.2 250145	ATE
			⬅			11.0441-5703.2 250145	ATE
			➡	A379347→; für Rechtslenker		13.0441-3609.2 250057	ATE
			➡	A379347→		13.0441-3609.2 250057	ATE
			➡	→ A379346		13.0441-3817.2 250071	ATE
			➡	→ A379346; für Rechtslenker		13.0441-3817.2 250071	ATE
E 270 CDI (210.016)	120	07/99→03/02	⬅			11.0441-5703.2 250145	ATE
E 270 CDI (210.016)	125	07/99→03/02	➡			13.0441-3609.2 250057	ATE
						13.0441-4216.2 250093	ATE
E 280 (210.053)	142	01/96→06/97	⬅			11.0441-5703.2 250145	ATE
E 280 (210.063)	150	12/96→03/02	➡	→ A379346		13.0441-3606.2 250147	ATE
E 320 (210.055)	162	06/95→06/97	➡	A379347→		13.0441-3609.2 250057	ATE
E 320 (210.065)	165	06/97→03/02	➡			13.0441-4216.2 250093	ATE
E 280 4-matic (210.081)	150	12/96→03/02	⬅			11.0441-5703.2 250145	ATE
E 300 Turbo-D (210.025)	130	12/96→07/99	➡	→ A379346		13.0441-3606.2 250147	ATE
E 320 4-matic (210.082)	165	06/97→03/02	➡	A379347→		13.0441-3609.2 250057	ATE
E 420 (210.072)	205	01/96→06/97	⬅	→ A 962231 / X 027613		13.0441-4214.2 250091	ATE
			➡	→ A379346		13.0441-3606.2 250147	ATE
			➡	A379347→		13.0441-3609.2 250057	ATE
			➡			13.0441-4216.2 250093	ATE
E 430 (210.070)	205	06/97→03/02	⬅	09/97→; → A 962231 / X 027613		13.0441-4214.2 250091	ATE
			➡	09/97→; → A379346		13.0441-3606.2 250147	ATE
			➡	A379347→		13.0441-3609.2 250057	ATE
			➡	09/97→		13.0441-4216.2 250093	ATE
E 430 4-matic (210.083)	205	05/99→03/02	➡			13.0441-4216.2 250093	ATE
E 50 AMG (210.072)	255	02/96→08/97					
E 55 AMG 4-matic (210.074)	260	03/01→03/02					
E 55 AMG (210.074)	260	08/97→03/02	➡	09/97→		13.0441-4216.2 250093	ATE
<b>Schraube, Bremssattel</b>							
E 200 (210.035)	100	06/95→08/00	⬅		4	13.8190-0330.1 990134	M12x1,5
E 200 CDI (210.007)	85	07/99→03/02					
E 200 Kompressor (210.048)	120	08/00→03/02					
E 220 CDI (210.006)	100	07/99→03/02					
E 220 CDI (210.006)	105	07/99→03/02					
E 230 (210.037)	110	06/95→06/97					
E 270 CDI (210.016)	120	07/99→03/02					
E 270 CDI (210.016)	125	07/99→03/02					
E 280 (210.053)	142	01/96→06/97					
E 280 (210.063)	150	12/96→03/02					
E 280 4-matic (210.081)	150	12/96→03/02					
E 290 Turbo-D (210.017)	95	03/96→07/99					
E 300 D (210.020)	100	06/95→06/97					
E 300 Turbo-D (210.025)	130	12/96→07/99					
E 320 (210.055)	162	06/95→06/97					
E 320 (210.065)	165	06/97→03/02					
E 320 4-matic (210.082)	165	06/97→03/02					
E 320 CDI (210.026)	145	07/99→03/02					
E 50 AMG (210.072)	255	02/96→08/97					
E 55 AMG 4-matic (210.074)	260	03/01→03/02					
E 200 CDI (210.007)	75	06/98→03/02	⬅	07/98→	4	13.8190-0330.1 990134	M12x1,5
E 220 CDI (210.006)	92	06/98→07/99					
E 200 D (210.003)	65	01/96→03/02	⬅	10/96→; fur Portugal	4	13.8190-0330.1 990134	M12x1,5
E 200 Kompressor (210.045)	137	06/97→03/02	⬅	09/97→	4	13.8190-0330.1 990134	M12x1,5
E 250 Turbo-D (210.015)	110	06/97→07/99					
E 55 AMG (210.074)	260	08/97→03/02					
↓							








	kW			 	! #		
<b>MERCEDES-BENZ - E-KLASSE (W210) 06/95→08/03</b>							
<b>Schraube, Bremssattel</b>							
E 220 D	55	05/96→03/02	←	→ 06/98	4	13.8190-0330.1 990134	M12x1,5
E 220 D (210.004)	70	06/95→07/99					
E 240 (210.061)	125	06/97→08/00	←	09/97→; - ESP	4	13.8190-0330.1 990134	M12x1,5
			←	09/97→; + ESP	4	13.8190-0330.1 990134	M12x1,5
E 240 (210.062)	125	08/00→03/02	←	+ ESP	4	13.8190-0330.1 990134	M12x1,5
			←	- ESP	4	13.8190-0330.1 990134	M12x1,5
E 250 D (210.010)	83	06/95→07/99	←	für Rechtslenker	4	13.8190-0330.1 990134	M12x1,5
			←	für Italien	4	13.8190-0330.1 990134	M12x1,5
E 420 (210.072)	205	01/96→06/97		A 962232 / X 027614→	4	13.8190-0330.1 990134	M12x1,5
			←	→ A 962231 / X 027613	4	13.8190-0330.1 990134	M12x1,5
E 430 (210.070)	205	06/97→03/02		A 962232 / X 027614→	4	13.8190-0330.1 990134	M12x1,5
			←	09/97→; → A 962231 / X 027613	4	13.8190-0330.1 990134	M12x1,5
E 430 4-matic (210.083)	205	05/99→03/02			4	13.8190-0330.1 990134	M12x1,5
<b> Bremsschlauch</b>							
E 200 (210.035)	100	06/95→08/00	←		2	83.7705-0386.3 330828	L= 385
E 200 CDI (210.007)	85	07/99→03/02					
E 200 Kompressor (210.048)	120	08/00→03/02	→		2	24.5123-0281.3 330877	L= 280
E 220 CDI (210.006)	100	07/99→03/02					
E 220 CDI (210.006)	105	07/99→03/02					
E 230 (210.037)	110	06/95→06/97					
E 240 (210.062)	125	08/00→03/02					
E 270 CDI (210.016)	120	07/99→03/02					
E 270 CDI (210.016)	125	07/99→03/02					
E 280 (210.053)	142	01/96→06/97					
E 280 (210.063)	150	12/96→03/02					
E 290 Turbo-D (210.017)	95	03/96→07/99					
E 300 D (210.020)	100	06/95→06/97					
E 300 Turbo-D (210.025)	130	12/96→07/99					
E 320 (210.055)	162	06/95→06/97					
E 320 (210.065)	165	06/97→03/02					
E 320 CDI (210.026)	145	07/99→03/02					
E 420 (210.072)	205	01/96→06/97					
E 50 AMG (210.072)	255	02/96→08/97					
E 55 AMG 4-matic (210.074)	260	03/01→03/02					
E 200 CDI (210.007)	75	06/98→03/02	←	07/98→	2	83.7705-0386.3 330828	L= 385
E 220 CDI (210.006)	92	06/98→07/99	→	07/98→	2	24.5123-0281.3 330877	L= 280
E 200 D (210.003)	65	01/96→03/02	←	10/96→	2	83.7705-0386.3 330828	L= 385
			→	10/96→	2	24.5123-0281.3 330877	L= 280
E 200 Kompressor (210.045)	137	06/97→03/02	←	09/97→	2	83.7705-0386.3 330828	L= 385
E 240 (210.061)	125	06/97→08/00	→	09/97→	2	24.5123-0281.3 330877	L= 280
E 250 Turbo-D (210.015)	110	06/97→07/99					
E 430 (210.070)	205	06/97→03/02					
E 55 AMG (210.074)	260	08/97→03/02					
E 220 D	55	05/96→03/02	←	→ 06/98	2	83.7705-0386.3 330828	L= 385
E 220 D (210.004)	70	06/95→07/99	→	→ 06/98	2	24.5123-0281.3 330877	L= 280
E 250 D (210.010)	83	06/95→07/99	←	für Rechtslenker	2	83.7705-0386.3 330828	L= 385
			←		2	83.7705-0386.3 330828	L= 385
			→	für Rechtslenker	2	24.5123-0281.3 330877	L= 280
			→		2	24.5123-0281.3 330877	L= 280
E 280 4-matic (210.081)	150	12/96→03/02	←		2	24.5123-0281.3 330877	L= 280
E 320 4-matic (210.082)	165	06/97→03/02	→		2	24.5123-0281.3 330877	L= 280
E 430 4-matic (210.083)	205	05/99→03/02	→		2	24.5123-0281.3 330877	L= 280
<b>MERCEDES-BENZ - E-KLASSE (W211) 03/02→03/09</b>							
<b> Bremssattel</b>							
E 200 CDI (211.004)	75	07/02→12/08	→	☐; nicht für Taxifahrzeuge; für Fahrzeuge mit Sportpaket / für Fahrzeuge mit AMG-Sportpaket		11.9426-9991.2 220641	ATE Ø 42 - Halter
E 200 CDI (211.004)	90	07/02→12/08					
E 200 CDI (211.007)	100	04/06→12/08					
E 200 Kompressor (211.041)	135	04/06→12/08	→	☐; für Taxifahrzeuge		11.9426-9991.2 220641	ATE Ø 42 - Halter
E 200 Kompressor (211.042)	120	11/02→12/08	→	☐; für Taxifahrzeuge		11.9426-9992.2 220642	ATE Ø 42 - Halter
E 200 NGT (211.041)	120	03/04→12/08	→	☐; nicht für Taxifahrzeuge; für Fahrzeuge mit Sportpaket / für Fahrzeuge mit AMG-Sportpaket		11.9426-9992.2 220642	ATE Ø 42 - Halter
E 220 CDI	120	03/03→12/08					
E 220 CDI (211.006)	100	03/02→12/08					
E 220 CDI (211.006)	110	03/02→12/08					
↓							








	kw			 	! #		
<b>MERCEDES-BENZ - E-KLASSE (W211) 03/02→03/09</b>							
 <b>Bremssattel</b>							
E 220 CDI (211.008)	125	04/06→12/08	➔	<input type="checkbox"/> ; nicht für Taxifahrzeuge; für Fahrzeuge ohne Sportpaket / für Fahrzeuge ohne AMG-Sportpaket		24.3426-9989.5 240647	ATE Ø 42 - Halter
			➔	<input type="checkbox"/> ; nicht für Taxifahrzeuge; für Fahrzeuge ohne Sportpaket / für Fahrzeuge ohne AMG-Sportpaket		24.3426-9990.5 240648	ATE Ø 42 - Halter
E 230 (211.052) E 280 CDI (211.020)	150 140	09/07→12/08 03/05→12/08	➔	<input type="checkbox"/> ; für Fahrzeuge mit Sportpaket / für Fahr- zeuge mit AMG-Sportpaket		11.9426-9991.2 220641	ATE Ø 42 - Halter
			➔	<input type="checkbox"/> ; für Fahrzeuge mit Sportpaket / für Fahr- zeuge mit AMG-Sportpaket		11.9426-9992.2 220642	ATE Ø 42 - Halter
			➔	<input type="checkbox"/> ; für Fahrzeuge ohne Sportpaket / für Fahrzeuge ohne AMG-Sportpaket		24.3426-9989.5 240647	ATE Ø 42 - Halter
			➔	<input type="checkbox"/> ; für Fahrzeuge ohne Sportpaket / für Fahrzeuge ohne AMG-Sportpaket		24.3426-9990.5 240648	ATE Ø 42 - Halter
E 240 (211.061) E 270 CDI (211.016) E 270 CDI (211.016)	130 120 130	03/02→12/08 03/02→12/08 03/02→12/08	➔	<input type="checkbox"/> ; für Taxifahrzeuge		11.9426-9991.2 220641	ATE Ø 42 - Halter
			➔	<input type="checkbox"/> ; für Taxifahrzeuge		11.9426-9992.2 220642	ATE Ø 42 - Halter
			➔	<input type="checkbox"/> ; nicht für Taxifahrzeuge		24.3426-9989.5 240647	ATE Ø 42 - Halter
			➔	<input type="checkbox"/> ; nicht für Taxifahrzeuge		24.3426-9990.5 240648	ATE Ø 42 - Halter
E 240 4-matic (211.080)	130	03/03→12/08	➔	<input type="checkbox"/>		11.9601-9769.2 220877	ATE Ø 60 - Halter
			➔	<input type="checkbox"/>		11.9601-9770.2 220878	ATE Ø 60 - Halter
			➔	<input type="checkbox"/>		24.3426-9989.5 240647	ATE Ø 42 - Halter
			➔	<input type="checkbox"/>		24.3426-9990.5 240648	ATE Ø 42 - Halter
E 280 (211.054)	170	03/05→12/08	➔	<input type="checkbox"/> ; 05/05→		11.9426-9991.2 220641	ATE Ø 42 - Halter
			➔	<input type="checkbox"/> ; 05/05→		11.9426-9992.2 220642	ATE Ø 42 - Halter
E 280 4-matic (211.092) E 280 CDI 4-matic (211.084)	170 140	01/06→12/08 03/05→12/08	➔	<input type="checkbox"/> ; A 870951→; für Fahrzeuge mit Sportpaket / für Fahr- zeuge mit AMG-Sportpaket		11.9441-9955.2 220805	ATE Ø 44 - Halter
			➔	<input type="checkbox"/> ; A 870951→; für Fahrzeuge mit Sportpaket / für Fahr- zeuge mit AMG-Sportpaket		11.9441-9956.2 220806	ATE Ø 44 - Halter
			➔	<input type="checkbox"/> ; → A 870950; für Fahrzeuge mit Sportpaket / für Fahr- zeuge mit AMG-Sportpaket		11.9441-9971.2 220839	ATE Ø 44 - Halter
			➔	<input type="checkbox"/> ; → A 870950; für Fahrzeuge mit Sportpaket / für Fahr- zeuge mit AMG-Sportpaket		11.9441-9972.2 220840	ATE Ø 44 - Halter
			➔	<input type="checkbox"/> ; für Fahrzeuge ohne Sportpaket / für Fahrzeuge ohne AMG-Sportpaket		11.9601-9769.2 220877	ATE Ø 60 - Halter
			➔	<input type="checkbox"/> ; für Fahrzeuge ohne Sportpaket / für Fahrzeuge ohne AMG-Sportpaket		11.9601-9770.2 220878	ATE Ø 60 - Halter
			➔	<input type="checkbox"/> ; für Fahrzeuge mit Sportpaket / für Fahr- zeuge mit AMG-Sportpaket		11.9426-9991.2 220641	ATE Ø 42 - Halter
			➔	<input type="checkbox"/> ; für Fahrzeuge mit Sportpaket / für Fahr- zeuge mit AMG-Sportpaket		11.9426-9992.2 220642	ATE Ø 42 - Halter
			➔	<input type="checkbox"/> ; für Fahrzeuge ohne Sportpaket / für Fahrzeuge ohne AMG-Sportpaket		24.3426-9989.5 240647	ATE Ø 42 - Halter
			➔	<input type="checkbox"/> ; für Fahrzeuge ohne Sportpaket / für Fahrzeuge ohne AMG-Sportpaket		24.3426-9990.5 240648	ATE Ø 42 - Halter
E 280 CDI (211.023) E 300 BlueTEC (211.024)	130 155	05/04→12/08 09/07→12/08	➔	<input type="checkbox"/>		11.9426-9991.2 220641	ATE Ø 42 - Halter
E 320 CDI (211.022) E 350 (211.056) E 350 CGI (211.057) E 500 (211.070)	165 200 215 225	03/05→12/08 03/05→12/08 09/07→12/08 03/02→12/08	➔	<input type="checkbox"/>		11.9426-9992.2 220642	ATE Ø 42 - Halter
E 320 (211.065)	165	03/02→12/08	➔	<input type="checkbox"/> ; A 500548→; nicht für Taxifahrzeuge		11.9426-9991.2 220641	ATE Ø 42 - Halter
			➔	<input type="checkbox"/> ; für Taxifahrzeuge		11.9426-9991.2 220641	ATE Ø 42 - Halter
			➔	<input type="checkbox"/> ; für Taxifahrzeuge		11.9426-9992.2 220642	ATE Ø 42 - Halter
			➔	<input type="checkbox"/> ; A 500548→; nicht für Taxifahrzeuge		11.9426-9992.2 220642	ATE Ø 42 - Halter
			➔	<input type="checkbox"/> ; → A 400547; nicht für Taxifahrzeuge		24.3426-9989.5 240647	ATE Ø 42 - Halter








	kw			 	! #		
<b>MERCEDES-BENZ - E-KLASSE (W211) 03/02→03/09</b>							
 <b>Bremssattel</b>							
E 320 (211.065)	165	03/02→12/08	➔	☐; → A 400547; nicht für Taxifahrzeuge	24.3426-9990.5	240648	ATE Ø 42 - Halter
E 320 4-matic (211.082)	165	03/03→12/08	➔	☐	11.9601-9769.2	220877	ATE Ø 60 - Halter
			➔	☐	11.9601-9770.2	220878	ATE Ø 60 - Halter
			➔	☐; → X 122525	11.9426-9991.2	220641	ATE Ø 42 - Halter
			➔	☐; → X 122525	11.9426-9992.2	220642	ATE Ø 42 - Halter
			➔	☐; X 122526→	24.3426-9989.5	240647	ATE Ø 42 - Halter
			➔	☐; X 122526→	24.3426-9990.5	240648	ATE Ø 42 - Halter
E 320 CDI (211.026)	150	11/02→12/08	➔	☐; für Taxifahrzeuge	11.9426-9991.2	220641	ATE Ø 42 - Halter
			➔	☐; A 400548→; nicht für Taxifahrzeuge	11.9426-9991.2	220641	ATE Ø 42 - Halter
			➔	☐; für Taxifahrzeuge	11.9426-9992.2	220642	ATE Ø 42 - Halter
			➔	☐; A 400548→; nicht für Taxifahrzeuge	11.9426-9992.2	220642	ATE Ø 42 - Halter
			➔	☐; → A 400547	24.3426-9989.5	240647	ATE Ø 42 - Halter
			➔	☐; → A 400547	24.3426-9990.5	240648	ATE Ø 42 - Halter
E 320 CDI 4-matic (211.089) E 350 4-matic (211.087)	165	03/05→12/08	➔	☐; A 870951→; für Fahrzeuge mit Sportpaket / für Fahrzeuge mit AMG-Sportpaket	11.9441-9955.2	220805	ATE Ø 44 - Halter
	200	03/05→12/08	➔	☐; A 870951→; für Fahrzeuge mit Sportpaket / für Fahrzeuge mit AMG-Sportpaket	11.9441-9956.2	220806	ATE Ø 44 - Halter
			➔	☐; → A 870950; für Fahrzeuge mit Sportpaket / für Fahrzeuge mit AMG-Sportpaket	11.9441-9971.2	220839	ATE Ø 44 - Halter
			➔	☐; → A 870950; für Fahrzeuge mit Sportpaket / für Fahrzeuge mit AMG-Sportpaket	11.9441-9972.2	220840	ATE Ø 44 - Halter
			➔	☐; für Fahrzeuge ohne Sportpaket / für Fahrzeuge ohne AMG-Sportpaket	11.9601-9769.2	220877	ATE Ø 60 - Halter
			➔	☐; für Fahrzeuge ohne Sportpaket / für Fahrzeuge ohne AMG-Sportpaket	11.9601-9770.2	220878	ATE Ø 60 - Halter
			➔	☐	11.9426-9991.2	220641	ATE Ø 42 - Halter
			➔	☐	11.9426-9992.2	220642	ATE Ø 42 - Halter
E 400 CDI (211.028)	191	02/03→12/08	➔	☐; 03/03→	11.9426-9991.2	220641	ATE Ø 42 - Halter
			➔	☐; 03/03→	11.9426-9992.2	220642	ATE Ø 42 - Halter
E 420 CDI (211.029)	231	01/06→12/08	➔	☐; für Fahrzeuge ohne Sportpaket / für Fahrzeuge ohne AMG-Sportpaket	11.9426-9959.2	220801	ATE Ø 42 - Halter
			➔	☐; für Fahrzeuge ohne Sportpaket / für Fahrzeuge ohne AMG-Sportpaket	11.9426-9960.2	220802	ATE Ø 42 - Halter
			➔	☐; für Fahrzeuge mit Sportpaket / für Fahrzeuge mit AMG-Sportpaket	11.9426-9991.2	220641	ATE Ø 42 - Halter
			➔	☐; für Fahrzeuge mit Sportpaket / für Fahrzeuge mit AMG-Sportpaket	11.9426-9992.2	220642	ATE Ø 42 - Halter
E 500 (211.072)	285	04/06→12/08	➔	☐	11.9426-9959.2	220801	ATE Ø 42 - Halter
			➔	☐	11.9426-9960.2	220802	ATE Ø 42 - Halter
E 500 4-matic (211.083)	225	10/03→12/08	➔	☐; A 870951→	11.9441-9955.2	220805	ATE Ø 44 - Halter
			➔	☐; A 870951→	11.9441-9956.2	220806	ATE Ø 44 - Halter
			➔	☐; → A 870950	11.9441-9971.2	220839	ATE Ø 44 - Halter
			➔	☐; → A 870950	11.9441-9972.2	220840	ATE Ø 44 - Halter
			➔	☐	11.9426-9991.2	220641	ATE Ø 42 - Halter
			➔	☐	11.9426-9992.2	220642	ATE Ø 42 - Halter
E 500 4-matic (211.090)	285	04/06→12/08	➔	☐	11.9441-9955.2	220805	ATE Ø 44 - Halter
			➔	☐	11.9441-9956.2	220806	ATE Ø 44 - Halter
			➔	☐	11.9426-9991.2	220641	ATE Ø 42 - Halter
			➔	☐	11.9426-9992.2	220642	ATE Ø 42 - Halter
↓							








	kW			 	! #		
<b>MERCEDES-BENZ - E-KLASSE (W211) 03/02→03/09</b>							
<b>Halter, Bremssattel</b>							
E 200 CDI (211.004)	75	07/02→12/08	➔	nicht für Taxifahrzeuge; für Fahrzeuge mit Sportpaket / für Fahr- zeuge mit AMG-Sportpaket		11.8170-0611.1 260116	ATE
E 200 CDI (211.004)	90	07/02→12/08					
E 200 CDI (211.007)	100	04/06→12/08					
E 200 Kompressor (211.041)	135	04/06→12/08	➔	für Taxifahrzeuge		11.8170-0611.1 260116	ATE
E 200 Kompressor (211.042)	120	11/02→12/08					
E 200 NGT (211.041)	120	03/04→12/08					
E 220 CDI	120	03/03→12/08					
E 220 CDI (211.006)	100	03/02→12/08					
E 220 CDI (211.006)	110	03/02→12/08					
E 220 CDI (211.008)	125	04/06→12/08					
E 230 (211.052)	150	09/07→12/08	➔	für Fahrzeuge mit Sportpaket / für Fahr- zeuge mit AMG-Sportpaket		11.8170-0611.1 260116	ATE
E 280 4-matic (211.092)	170	01/06→12/08					
E 280 CDI (211.020)	140	03/05→12/08					
E 280 CDI 4-matic (211.084)	140	03/05→12/08					
E 420 CDI (211.029)	231	01/06→12/08					
E 240 (211.061)	130	03/02→12/08	➔	für Taxifahrzeuge		11.8170-0611.1 260116	ATE
E 270 CDI (211.016)	120	03/02→12/08					
E 270 CDI (211.016)	130	03/02→12/08					
E 280 (211.054)	170	03/05→12/08	➔	05/05→		11.8170-0611.1 260116	ATE
E 280 CDI (211.023)	130	05/04→12/08	➔			11.8170-0611.1 260116	ATE
E 300 BlueTEC (211.024)	155	09/07→12/08					
E 320 CDI (211.022)	165	03/05→12/08					
E 320 CDI 4-matic (211.089)	165	03/05→12/08					
E 350 (211.056)	200	03/05→12/08					
E 350 4-matic (211.087)	200	03/05→12/08					
E 350 CGI (211.057)	215	09/07→12/08					
E 500 (211.070)	225	03/02→12/08					
E 500 4-matic (211.083)	225	10/03→12/08					
E 500 4-matic (211.090)	285	04/06→12/08					
E 320 (211.065)	165	03/02→12/08	➔	für Taxifahrzeuge		11.8170-0611.1 260116	ATE
			➔	A 500548→; nicht für Taxifahrzeuge		11.8170-0611.1 260116	ATE
E 320 4-matic (211.082)	165	03/03→12/08	➔	→ X 122525		11.8170-0611.1 260116	ATE
E 320 CDI (211.026)	150	11/02→12/08	➔	A 400548→; nicht für Taxifahrzeuge		11.8170-0611.1 260116	ATE
			➔	für Taxifahrzeuge		11.8170-0611.1 260116	ATE
E 400 CDI (211.028)	191	02/03→12/08	➔	03/03→		11.8170-0611.1 260116	ATE
<b>Feder, Bremssattel</b>							
E 200 CDI (211.004)	75	07/02→12/08		für Taxifahrzeuge	2	11.8116-0323.1 390459	ATE
E 200 CDI (211.004)	90	07/02→12/08					
E 200 CDI (211.007)	100	04/06→12/08		nicht für Taxifahrzeuge; für Fahrzeuge ohne Sportpaket / für Fahrzeuge ohne AMG-Sportpaket	2	11.8116-0323.1 390459	ATE
E 200 Kompressor (211.041)	135	04/06→12/08					
E 200 Kompressor (211.042)	120	11/02→12/08		nicht für Taxifahrzeuge; für Fahrzeuge mit Sportpaket / für Fahr- zeuge mit AMG-Sportpaket	2	11.8116-0323.1 390459	ATE
E 200 NGT (211.041)	120	03/04→12/08					
E 220 CDI	120	03/03→12/08					
E 220 CDI (211.006)	100	03/02→12/08					
E 220 CDI (211.006)	110	03/02→12/08					
E 220 CDI (211.008)	125	04/06→12/08					
E 230 (211.052)	150	09/07→12/08		für Fahrzeuge mit Sportpaket / für Fahr- zeuge mit AMG-Sportpaket	2	11.8116-0323.1 390459	ATE
E 280 CDI (211.020)	140	03/05→12/08		für Fahrzeuge ohne Sportpaket / für Fahrzeuge ohne AMG-Sportpaket	2	11.8116-0323.1 390459	ATE
E 240 (211.061)	130	03/02→12/08		für Taxifahrzeuge	2	11.8116-0323.1 390459	ATE
E 270 CDI (211.016)	120	03/02→12/08		nicht für Taxifahrzeuge	2	11.8116-0323.1 390459	ATE
E 270 CDI (211.016)	130	03/02→12/08					
E 240 4-matic (211.080)	130	03/03→12/08			2	11.8116-0253.1 390512	ATE
						11.8116-0323.1 390459	ATE
E 280 (211.054)	170	03/05→12/08		05/05→	2	11.8116-0323.1 390459	ATE
E 280 4-matic (211.092)	170	01/06→12/08		A 870951→; für Fahrzeuge mit Sportpaket / für Fahr- zeuge mit AMG-Sportpaket	2	11.8116-0133.1 390511	ATE
E 280 CDI 4-matic (211.084)	140	03/05→12/08		→ A 870950; für Fahrzeuge mit Sportpaket / für Fahr- zeuge mit AMG-Sportpaket	2	11.8116-0133.1 390511	ATE
				für Fahrzeuge ohne Sportpaket / für Fahrzeuge ohne AMG-Sportpaket	2	11.8116-0253.1 390512	ATE
						11.8116-0323.1 390459	ATE
				für Fahrzeuge mit Sportpaket / für Fahr- zeuge mit AMG-Sportpaket	2	11.8116-0323.1 390459	ATE
E 280 CDI (211.023)	130	05/04→12/08			2	11.8116-0323.1 390459	ATE
↓							




















	kw			 	! #		
<b>MERCEDES-BENZ - E-KLASSE (W211) 03/02→03/09</b>							
<b>Feder, Bremssattel</b>							
E 300 BlueTEC (211.024)	155	09/07→12/08			2	11.8116-0323.1 390459	ATE
E 320 CDI (211.022)	165	03/05→12/08					
E 350 (211.056)	200	03/05→12/08					
E 350 CGI (211.057)	215	09/07→12/08					
E 500 (211.070)	225	03/02→12/08					
E 320 (211.065)	165	03/02→12/08		für Taxifahrzeuge	2	11.8116-0323.1 390459	ATE
				A 500548→; nicht für Taxifahrzeuge	2	11.8116-0323.1 390459	ATE
				→ A 400547; nicht für Taxifahrzeuge	2	11.8116-0323.1 390459	ATE
E 320 4-matic (211.082)	165	03/03→12/08			2	11.8116-0253.1 390512	ATE
				→ X 122525	2	11.8116-0323.1 390459	ATE
				X 122526→	2	11.8116-0323.1 390459	ATE
E 320 CDI (211.026)	150	11/02→12/08		→ A 400547	2	11.8116-0323.1 390459	ATE
				für Taxifahrzeuge	2	11.8116-0323.1 390459	ATE
				A 400548→; nicht für Taxifahrzeuge	2	11.8116-0323.1 390459	ATE
E 320 CDI 4-matic (211.089)	165	03/05→12/08		→ A 870950;	2	11.8116-0133.1 390511	ATE
E 350 4-matic (211.087)	200	03/05→12/08		für Fahrzeuge mit Sportpaket / für Fahrzeuge mit AMG-Sportpaket			
				A 870951→;	2	11.8116-0133.1 390511	ATE
				für Fahrzeuge mit Sportpaket / für Fahrzeuge mit AMG-Sportpaket			
				für Fahrzeuge ohne Sportpaket / für Fahrzeuge ohne AMG-Sportpaket	2	11.8116-0253.1 390512	ATE
					2	11.8116-0323.1 390459	ATE
E 400 CDI (211.028)	191	02/03→12/08		03/03→	2	11.8116-0323.1 390459	ATE
E 420 CDI (211.029)	231	01/06→12/08		für Fahrzeuge ohne Sportpaket / für Fahrzeuge ohne AMG-Sportpaket	2	11.8116-0086.2 390606	ATE
				für Fahrzeuge mit Sportpaket / für Fahrzeuge mit AMG-Sportpaket	2	11.8116-0323.1 390459	ATE
E 500 (211.072)	285	04/06→12/08			2	11.8116-0086.2 390606	ATE
E 500 4-matic (211.083)	225	10/03→12/08		A 870951→	2	11.8116-0133.1 390511	ATE
				→ A 870950	2	11.8116-0133.1 390511	ATE
					2	11.8116-0323.1 390459	ATE
E 500 4-matic (211.090)	285	04/06→12/08			2	11.8116-0133.1 390511	ATE
						11.8116-0323.1 390459	ATE
<b>Führungshülzensatz, Bremssattel</b>							
E 200 CDI (211.004)	75	07/02→12/08	➔	nicht für Taxifahrzeuge;		11.0101-4202.2 260094	ATE
E 200 CDI (211.004)	90	07/02→12/08		für Fahrzeuge mit Sportpaket / für Fahrzeuge mit AMG-Sportpaket			
E 200 CDI (211.007)	100	04/06→12/08					
E 200 Kompressor (211.041)	135	04/06→12/08	➔	für Taxifahrzeuge		11.0101-4202.2 260094	ATE
E 200 Kompressor (211.042)	120	11/02→12/08	➔	nicht für Taxifahrzeuge;		11.0101-4202.2 260094	ATE
E 200 NGT (211.041)	120	03/04→12/08		für Fahrzeuge ohne Sportpaket / für Fahrzeuge ohne AMG-Sportpaket			
E 220 CDI	120	03/03→12/08					
E 220 CDI (211.006)	100	03/02→12/08					
E 220 CDI (211.006)	110	03/02→12/08					
E 220 CDI (211.008)	125	04/06→12/08					
E 230 (211.052)	150	09/07→12/08	➔	für Fahrzeuge mit Sportpaket / für Fahrzeuge mit AMG-Sportpaket		11.0101-4202.2 260094	ATE
E 280 CDI (211.020)	140	03/05→12/08	➔	für Fahrzeuge ohne Sportpaket / für Fahrzeuge ohne AMG-Sportpaket		11.0101-4202.2 260094	ATE
E 240 (211.061)	130	03/02→12/08	➔	nicht für Taxifahrzeuge		11.0101-4202.2 260094	ATE
E 270 CDI (211.016)	120	03/02→12/08	➔			11.0101-4202.2 260094	ATE
E 270 CDI (211.016)	130	03/02→12/08	➔	für Taxifahrzeuge		11.0101-4202.2 260094	ATE
E 240 4-matic (211.080)	130	03/03→12/08	➔			11.0101-5704.2 260095	ATE
			➔			11.0101-4202.2 260094	ATE
E 280 (211.054)	170	03/05→12/08	➔	05/05→		11.0101-4202.2 260094	ATE
E 280 4-matic (211.092)	170	01/06→12/08	➔	→ A 870950;		11.0101-5704.2 260095	ATE
E 280 CDI 4-matic (211.084)	140	03/05→12/08	➔	für Fahrzeuge mit Sportpaket / für Fahrzeuge mit AMG-Sportpaket			
			➔	für Fahrzeuge ohne Sportpaket / für Fahrzeuge ohne AMG-Sportpaket		11.0101-5704.2 260095	ATE
			➔	A 870951→;		11.0101-7003.2 260124	ATE
			➔	für Fahrzeuge mit Sportpaket / für Fahrzeuge mit AMG-Sportpaket			
			➔	für Fahrzeuge ohne Sportpaket / für Fahrzeuge ohne AMG-Sportpaket		11.0101-4202.2 260094	ATE
			➔	für Fahrzeuge mit Sportpaket / für Fahrzeuge mit AMG-Sportpaket		11.0101-4202.2 260094	ATE
E 280 CDI (211.023)	130	05/04→12/08	➔			11.0101-4202.2 260094	ATE
↓							









	kw			 	! #		
<b>MERCEDES-BENZ - E-KLASSE (W211) 03/02→03/09</b>							
<b>Führungshülzensatz, Bremssattel</b>							
E 300 BlueTEC (211.024)	155	09/07→12/08	➔			11.0101-4202.2 260094	ATE
E 320 CDI (211.022)	165	03/05→12/08					
E 350 (211.056)	200	03/05→12/08					
E 350 CGI (211.057)	215	09/07→12/08					
E 500 (211.070)	225	03/02→12/08					
E 320 (211.065)	165	03/02→12/08	➔	→ A 400547; nicht für Taxifahrzeuge		11.0101-4202.2 260094	ATE
			➔	für Taxifahrzeuge		11.0101-4202.2 260094	ATE
			➔	A 500548→; nicht für Taxifahrzeuge		11.0101-4202.2 260094	ATE
E 320 4-matic (211.082)	165	03/03→12/08	➔			11.0101-5704.2 260095	ATE
			➔	X 122526→		11.0101-4202.2 260094	ATE
			➔	→ X 122525		11.0101-4202.2 260094	ATE
E 320 CDI (211.026)	150	11/02→12/08	➔	→ A 400547		11.0101-4202.2 260094	ATE
			➔	A 400548→; nicht für Taxifahrzeuge		11.0101-4202.2 260094	ATE
			➔	für Taxifahrzeuge		11.0101-4202.2 260094	ATE
E 320 CDI 4-matic (211.089)	165	03/05→12/08	➔	→ A 870950; für Fahrzeuge mit Sportpaket / für Fahrzeuge mit AMG-Sportpaket		11.0101-5704.2 260095	ATE
E 350 4-matic (211.087)	200	03/05→12/08	➔	für Fahrzeuge ohne Sportpaket / für Fahrzeuge ohne AMG-Sportpaket		11.0101-5704.2 260095	ATE
			➔	A 870951→; für Fahrzeuge mit Sportpaket / für Fahrzeuge mit AMG-Sportpaket		11.0101-7003.2 260124	ATE
			➔			11.0101-4202.2 260094	ATE
E 400 CDI (211.028)	191	02/03→12/08	➔	03/03→		11.0101-4202.2 260094	ATE
E 420 CDI (211.029)	231	01/06→12/08	➔	für Fahrzeuge mit Sportpaket / für Fahrzeuge mit AMG-Sportpaket		11.0101-4202.2 260094	ATE
			➔	für Fahrzeuge ohne Sportpaket / für Fahrzeuge ohne AMG-Sportpaket		11.0101-5407.2 260011	ATE
E 500 (211.072)	285	04/06→12/08	➔			11.0101-5407.2 260011	ATE
E 500 4-matic (211.083)	225	10/03→12/08	➔	→ A 870950		11.0101-5704.2 260095	ATE
			➔	A 870951→		11.0101-7003.2 260124	ATE
			➔			11.0101-4202.2 260094	ATE
E 500 4-matic (211.090)	285	04/06→12/08	➔			11.0101-7003.2 260124	ATE
			➔			11.0101-4202.2 260094	ATE
<b>Führungsbolzen, Bremssattel</b>							
E 200 CDI (211.004)	75	07/02→12/08		für Taxifahrzeuge		11.8171-0072.1 250154	ATE
E 200 CDI (211.004)	90	07/02→12/08					
E 200 CDI (211.007)	100	04/06→12/08		nicht für Taxifahrzeuge; für Fahrzeuge ohne Sportpaket / für Fahrzeuge ohne AMG-Sportpaket		11.8171-0072.1 250154	ATE
E 200 Kompressor (211.041)	135	04/06→12/08					
E 200 Kompressor (211.042)	120	11/02→12/08		nicht für Taxifahrzeuge; für Fahrzeuge mit Sportpaket / für Fahrzeuge mit AMG-Sportpaket		11.8171-0072.1 250154	ATE
E 200 NGT (211.041)	120	03/04→12/08					
E 220 CDI	120	03/03→12/08					
E 220 CDI (211.006)	100	03/02→12/08					
E 220 CDI (211.006)	110	03/02→12/08					
E 220 CDI (211.008)	125	04/06→12/08					
E 230 (211.052)	150	09/07→12/08		für Fahrzeuge mit Sportpaket / für Fahrzeuge mit AMG-Sportpaket		11.8171-0072.1 250154	ATE
E 280 CDI (211.020)	140	03/05→12/08		für Fahrzeuge ohne Sportpaket / für Fahrzeuge ohne AMG-Sportpaket		11.8171-0072.1 250154	ATE
E 240 (211.061)	130	03/02→12/08		für Taxifahrzeuge		11.8171-0072.1 250154	ATE
E 270 CDI (211.016)	120	03/02→12/08					
E 270 CDI (211.016)	130	03/02→12/08		nicht für Taxifahrzeuge		11.8171-0072.1 250154	ATE
E 240 4-matic (211.080)	130	03/03→12/08				11.8171-0008.1 990049	ATE
						11.8171-0072.1 250154	ATE
E 280 (211.054)	170	03/05→12/08		05/05→		11.8171-0072.1 250154	ATE
E 280 4-matic (211.092)	170	01/06→12/08		für Fahrzeuge ohne Sportpaket / für Fahrzeuge ohne AMG-Sportpaket		11.8171-0008.1 990049	ATE
E 280 CDI 4-matic (211.084)	140	03/05→12/08		für Fahrzeuge ohne Sportpaket / für Fahrzeuge ohne AMG-Sportpaket		11.8171-0072.1 250154	ATE
				für Fahrzeuge mit Sportpaket / für Fahrzeuge mit AMG-Sportpaket		11.8171-0072.1 250154	ATE
				A 870951→; für Fahrzeuge mit Sportpaket / für Fahrzeuge mit AMG-Sportpaket		11.8171-0096.1 250155	ATE
E 280 CDI (211.023)	130	05/04→12/08				11.8171-0072.1 250154	ATE
E 300 BlueTEC (211.024)	155	09/07→12/08				11.8171-0072.1 250154	ATE
↓							








	kW			 	! #			
<b>MERCEDES-BENZ - E-KLASSE (W211) 03/02→03/09</b>								
<b>Führungsbolzen, Bremsattel</b>								
E 320 CDI (211.022)	165	03/05→12/08				11.8171-0072.1	250154	ATE
E 350 (211.056)	200	03/05→12/08						
E 350 CGI (211.057)	215	09/07→12/08						
E 500 (211.070)	225	03/02→12/08						
E 320 (211.065)	165	03/02→12/08		A 500548→; nicht für Taxifahrzeuge		11.8171-0072.1	250154	ATE
				für Taxifahrzeuge		11.8171-0072.1	250154	ATE
				→ A 400547; nicht für Taxifahrzeuge		11.8171-0072.1	250154	ATE
E 320 4-matic (211.082)	165	03/03→12/08				11.8171-0008.1	990049	ATE
				→ X 122525		11.8171-0072.1	250154	ATE
				X 122526→		11.8171-0072.1	250154	ATE
E 320 CDI (211.026)	150	11/02→12/08		→ A 400547		11.8171-0072.1	250154	ATE
				für Taxifahrzeuge		11.8171-0072.1	250154	ATE
				A 400548→; nicht für Taxifahrzeuge		11.8171-0072.1	250154	ATE
E 320 CDI 4-matic (211.089)	165	03/05→12/08		für Fahrzeuge ohne Sportpaket / für Fahrzeuge ohne AMG-Sportpaket		11.8171-0008.1	990049	ATE
E 350 4-matic (211.087)	200	03/05→12/08				11.8171-0072.1	250154	ATE
				A 870951→; für Fahrzeuge mit Sportpaket / für Fahrzeuge mit AMG-Sportpaket		11.8171-0096.1	250155	ATE
E 400 CDI (211.028)	191	02/03→12/08		03/03→		11.8171-0072.1	250154	ATE
E 420 CDI (211.029)	231	01/06→12/08		für Fahrzeuge ohne Sportpaket / für Fahrzeuge ohne AMG-Sportpaket		11.8171-0008.1	990049	ATE
				für Fahrzeuge mit Sportpaket / für Fahrzeuge mit AMG-Sportpaket		11.8171-0072.1	250154	ATE
E 500 (211.072)	285	04/06→12/08				11.8171-0008.1	990049	ATE
E 500 4-matic (211.083)	225	10/03→12/08				11.8171-0072.1	250154	ATE
				A 870951→		11.8171-0096.1	250155	ATE
E 500 4-matic (211.090)	285	04/06→12/08				11.8171-0072.1	250154	ATE
						11.8171-0096.1	250155	ATE
<b>Dichtungssatz, Bremsattel</b>								
E 200 CDI (211.004)	75	07/02→12/08	➡	nicht für Taxifahrzeuge;		11.0441-4203.2	250013	ATE
E 200 CDI (211.004)	90	07/02→12/08		für Fahrzeuge mit Sportpaket / für Fahrzeuge mit AMG-Sportpaket				
E 200 CDI (211.007)	100	04/06→12/08						
E 200 Kompressor (211.041)	135	04/06→12/08	➡	für Taxifahrzeuge		11.0441-4203.2	250013	ATE
E 200 Kompressor (211.042)	120	11/02→12/08	➡	nicht für Taxifahrzeuge;		11.0441-4203.2	250013	ATE
E 200 NGT (211.041)	120	03/04→12/08		für Fahrzeuge ohne Sportpaket / für Fahrzeuge ohne AMG-Sportpaket				
E 220 CDI	120	03/03→12/08						
E 220 CDI (211.006)	100	03/02→12/08						
E 220 CDI (211.006)	110	03/02→12/08						
E 220 CDI (211.008)	125	04/06→12/08						
E 230 (211.052)	150	09/07→12/08	➡	für Fahrzeuge mit Sportpaket / für Fahrzeuge mit AMG-Sportpaket		11.0441-4203.2	250013	ATE
E 280 4-matic (211.092)	170	01/06→12/08						
E 280 CDI (211.020)	140	03/05→12/08	➡	für Fahrzeuge ohne Sportpaket / für Fahrzeuge ohne AMG-Sportpaket		11.0441-4203.2	250013	ATE
E 280 CDI 4-matic (211.084)	140	03/05→12/08						
E 420 CDI (211.029)	231	01/06→12/08						
E 240 (211.061)	130	03/02→12/08	➡	nicht für Taxifahrzeuge		11.0441-4203.2	250013	ATE
E 270 CDI (211.016)	120	03/02→12/08						
E 270 CDI (211.016)	130	03/02→12/08	➡	für Taxifahrzeuge		11.0441-4203.2	250013	ATE
E 240 4-matic (211.080)	130	03/03→12/08	➡			11.0441-4203.2	250013	ATE
E 280 CDI (211.023)	130	05/04→12/08						
E 300 BlueTEC (211.024)	155	09/07→12/08						
E 320 CDI (211.022)	165	03/05→12/08						
E 320 CDI 4-matic (211.089)	165	03/05→12/08						
E 350 (211.056)	200	03/05→12/08						
E 350 4-matic (211.087)	200	03/05→12/08						
E 350 CGI (211.057)	215	09/07→12/08						
E 500 (211.070)	225	03/02→12/08						
E 500 (211.072)	285	04/06→12/08						
E 500 4-matic (211.083)	225	10/03→12/08						
E 500 4-matic (211.090)	285	04/06→12/08						
E 280 (211.054)	170	03/05→12/08	➡	05/05→		11.0441-4203.2	250013	ATE
E 320 (211.065)	165	03/02→12/08	➡	→ A 400547; nicht für Taxifahrzeuge		11.0441-4203.2	250013	ATE
			➡	für Taxifahrzeuge		11.0441-4203.2	250013	ATE
			➡	A 500548→; nicht für Taxifahrzeuge		11.0441-4203.2	250013	ATE
E 320 4-matic (211.082)	165	03/03→12/08	➡	X 122526→		11.0441-4203.2	250013	ATE
			➡	→ X 122525		11.0441-4203.2	250013	ATE
↓								

	kw			 	! #		
<b>MERCEDES-BENZ - E-KLASSE (W211) 03/02→03/09</b>							
<b>Dichtungssatz, Bremssattel</b>							
E 320 CDI (211.026)	150	11/02→12/08	➡	A 400548→; nicht für Taxifahrzeuge		11.0441-4203.2 250013	ATE
			➡	→ A 400547		11.0441-4203.2 250013	ATE
			➡	für Taxifahrzeuge		11.0441-4203.2 250013	ATE
E 400 CDI (211.028)	191	02/03→12/08	➡	03/03→		11.0441-4203.2 250013	ATE
<b>Schraube, Bremssattel</b>							
E 200 CDI (211.004)	75	07/02→12/08		für Taxifahrzeuge	4	13.8190-0330.1 990134	M12x1,5
E 200 CDI (211.004)	90	07/02→12/08		nicht für Taxifahrzeuge; für Fahrzeuge mit Sportpaket / für Fahr- zeuge mit AMG-Sportpaket	4	13.8190-0330.1 990134	M12x1,5
E 200 CDI (211.007)	100	04/06→12/08					
E 200 Kompressor (211.041)	135	04/06→12/08		nicht für Taxifahrzeuge; für Fahrzeuge ohne Sportpaket / für Fahrzeuge ohne AMG-Sportpaket	4	13.8190-0330.1 990134	M12x1,5
E 200 Kompressor (211.042)	120	11/02→12/08					
E 200 NGT (211.041)	120	03/04→12/08					
E 220 CDI	120	03/03→12/08					
E 220 CDI (211.006)	100	03/02→12/08					
E 220 CDI (211.006)	110	03/02→12/08					
E 220 CDI (211.008)	125	04/06→12/08					
E 230 (211.052)	150	09/07→12/08		für Fahrzeuge mit Sportpaket / für Fahr- zeuge mit AMG-Sportpaket	4	13.8190-0330.1 990134	M12x1,5
E 280 4-matic (211.092)	170	01/06→12/08		für Fahrzeuge ohne Sportpaket / für Fahrzeuge ohne AMG-Sportpaket	4	13.8190-0330.1 990134	M12x1,5
E 280 CDI (211.020)	140	03/05→12/08					
E 280 CDI 4-matic (211.084)	140	03/05→12/08			4	13.8190-0330.1 990134	M12x1,5
E 240 (211.061)	130	03/02→12/08		für Taxifahrzeuge	4	13.8190-0330.1 990134	M12x1,5
E 270 CDI (211.016)	120	03/02→12/08		nicht für Taxifahrzeuge	4	13.8190-0330.1 990134	M12x1,5
E 270 CDI (211.016)	130	03/02→12/08					
E 240 4-matic (211.080)	130	03/03→12/08			4	13.8190-0330.1 990134	M12x1,5
E 280 CDI (211.023)	130	05/04→12/08					
E 300 BlueTEC (211.024)	155	09/07→12/08					
E 320 CDI (211.022)	165	03/05→12/08					
E 320 CDI 4-matic (211.089)	165	03/05→12/08					
E 350 (211.056)	200	03/05→12/08					
E 350 4-matic (211.087)	200	03/05→12/08					
E 350 CGI (211.057)	215	09/07→12/08					
E 500 (211.070)	225	03/02→12/08					
E 500 4-matic (211.083)	225	10/03→12/08					
E 500 4-matic (211.090)	285	04/06→12/08					
E 280 (211.054)	170	03/05→12/08		05/05→	4	13.8190-0330.1 990134	M12x1,5
E 320 (211.065)	165	03/02→12/08		für Taxifahrzeuge	4	13.8190-0330.1 990134	M12x1,5
				A 500548→; nicht für Taxifahrzeuge	4	13.8190-0330.1 990134	M12x1,5
				→ A 400547; nicht für Taxifahrzeuge	4	13.8190-0330.1 990134	M12x1,5
E 320 4-matic (211.082)	165	03/03→12/08		X 122526→	4	13.8190-0330.1 990134	M12x1,5
				→ X 122525	4	13.8190-0330.1 990134	M12x1,5
E 320 CDI (211.026)	150	11/02→12/08		für Taxifahrzeuge	4	13.8190-0330.1 990134	M12x1,5
				→ A 400547	4	13.8190-0330.1 990134	M12x1,5
				A 400548→; nicht für Taxifahrzeuge	4	13.8190-0330.1 990134	M12x1,5
E 400 CDI (211.028)	191	02/03→12/08		03/03→	4	13.8190-0330.1 990134	M12x1,5
E 420 CDI (211.029)	231	01/06→12/08		für Fahrzeuge mit Sportpaket / für Fahr- zeuge mit AMG-Sportpaket	4	13.8190-0330.1 990134	M12x1,5
<b>Bremsschlauch</b>							
E 200 CDI (211.004)	75	07/02→12/08	←		2	24.5123-0380.3 331256	L= 380
E 200 CDI (211.004)	90	07/02→12/08	➡		2	24.5238-0255.3 330674	L= 255
E 200 CDI (211.007)	100	04/06→12/08	➡				
E 200 Kompressor (211.041)	135	04/06→12/08					
E 200 Kompressor (211.042)	120	11/02→12/08					
E 200 NGT (211.041)	120	03/04→12/08					
E 220 CDI	120	03/03→12/08					
E 220 CDI (211.006)	100	03/02→12/08					
E 220 CDI (211.006)	110	03/02→12/08					
E 220 CDI (211.008)	125	04/06→12/08					
E 230 (211.052)	150	09/07→12/08					
E 240 (211.061)	130	03/02→12/08					
E 270 CDI (211.016)	120	03/02→12/08					
E 270 CDI (211.016)	130	03/02→12/08					
E 280 CDI (211.020)	140	03/05→12/08					
E 280 CDI (211.023)	130	05/04→12/08					
E 300 BlueTEC (211.024)	155	09/07→12/08					
E 320 (211.065)	165	03/02→12/08					
E 320 CDI (211.022)	165	03/05→12/08					
E 320 CDI (211.026)	150	11/02→12/08					
↓							

	kW			 	! #		
<b>MERCEDES-BENZ - E-KLASSE (W211) 03/02→03/09</b>							
 <b>Bremsschlauch</b>							
E 350 (211.056)	200	03/05→12/08	←		2	24.5123-0380.3 331256	L= 380
E 350 CGI (211.057)	215	09/07→12/08	→		2	24.5238-0255.3 330674	L= 255
E 420 CDI (211.029)	231	01/06→12/08					
E 500 (211.070)	225	03/02→12/08					
E 500 (211.072)	285	04/06→12/08					
E 55 AMG Kompressor (211.076)	350	10/02→12/08					
E 63 AMG (211.077, 211.177)	378	03/06→12/08					
E 240 4-matic (211.080)	130	03/03→12/08	→		2	24.5238-0255.3 330674	L= 255
E 280 4-matic (211.092)	170	01/06→12/08					
E 280 CDI 4-matic (211.084)	140	03/05→12/08					
E 320 4-matic (211.082)	165	03/03→12/08					
E 320 CDI 4-matic (211.089)	165	03/05→12/08					
E 350 4-matic (211.087)	200	03/05→12/08					
E 500 4-matic (211.083)	225	10/03→12/08					
E 500 4-matic (211.090)	285	04/06→12/08					
E 280 (211.054)	170	03/05→12/08	←	05/05→	2	24.5123-0380.3 331256	L= 380
			→	05/05→	2	24.5238-0255.3 330674	L= 255
E 400 CDI (211.028)	191	02/03→12/08	←	03/03→	2	24.5123-0380.3 331256	L= 380
			→	03/03→	2	24.5238-0255.3 330674	L= 255
<b>MERCEDES-BENZ - E-KLASSE (W212) 01/09→</b>							
 <b>Bremssattel</b>							
E 200 (212.034)	135	01/13→	←	☐; für Fahrzeuge ohne Sportpaket / für Fahrzeuge ohne AMG-Sportpaket		24.3606-1707.7 221011	TRW Ø 60 - Halter
E 200 CGI (212.048, 212.148)	135	08/09→					
E 200 NGT (212.035)	115	07/13→	←	☐; für Fahrzeuge ohne Sportpaket / für Fahrzeuge ohne AMG-Sportpaket		24.3606-1708.7 221012	TRW Ø 60 - Halter
E 200 NGT (212.041)	120	03/11→					
E 220 BlueTEC (212.001)	130	05/14→					
			←	☐; für Fahrzeuge mit Sportpaket / für Fahrzeuge mit AMG-Sportpaket		24.3606-1711.5 240780	TRW Ø 60 - Halter
			←	☐; für Fahrzeuge mit Sportpaket / für Fahrzeuge mit AMG-Sportpaket		24.3606-1712.5 240781	TRW Ø 60 - Halter
			→	☐		24.3426-9989.5 240647	ATE Ø 42 - Halter
			→	☐		24.3426-9990.5 240648	ATE Ø 42 - Halter
E 200 CDI / BlueTEC (212.005, 212.006)	100	01/09→	←	☐; 03/09→; für Fahrzeuge ohne Sportpaket / für Fahrzeuge ohne AMG-Sportpaket		24.3606-1707.7 221011	TRW Ø 60 - Halter
			←	☐; 03/09→; für Fahrzeuge ohne Sportpaket / für Fahrzeuge ohne AMG-Sportpaket		24.3606-1708.7 221012	TRW Ø 60 - Halter
			←	☐; 03/09→; für Fahrzeuge mit Sportpaket / für Fahrzeuge mit AMG-Sportpaket		24.3606-1711.5 240780	TRW Ø 60 - Halter
			←	☐; 03/09→; für Fahrzeuge mit Sportpaket / für Fahrzeuge mit AMG-Sportpaket		24.3606-1712.5 240781	TRW Ø 60 - Halter
			→	☐; 03/09→		24.3426-9989.5 240647	ATE Ø 42 - Halter
			→	☐; 03/09→		24.3426-9990.5 240648	ATE Ø 42 - Halter
E 220 BlueTEC 4-matic (212.011)	125	01/15→	←	☐; für Fahrzeuge mit Sportpaket / für Fahrzeuge mit AMG-Sportpaket		24.3601-1721.5 240629	TRW Ø 60 - Halter
			←	☐; für Fahrzeuge mit Sportpaket / für Fahrzeuge mit AMG-Sportpaket		24.3601-1722.5 240630	TRW Ø 60 - Halter
			←	☐; für Fahrzeuge ohne Sportpaket / für Fahrzeuge ohne AMG-Sportpaket		24.3601-1723.5 240631	TRW Ø 60 - Halter
			←	☐; für Fahrzeuge ohne Sportpaket / für Fahrzeuge ohne AMG-Sportpaket		24.3601-1724.5 240632	TRW Ø 60 - Halter
			→	☐		24.3426-9989.5 240647	ATE Ø 42 - Halter
			→	☐		24.3426-9990.5 240648	ATE Ø 42 - Halter
E 220 CDI	120	01/09→	←	☐; 03/09→; für Fahrzeuge ohne Sportpaket / für Fahrzeuge ohne AMG-Sportpaket		24.3606-1707.7 221011	TRW Ø 60 - Halter
E 220 CDI / BlueTEC (212.001, 212.002)	125	01/09→					
↓							

	kw			 	! #								
<b>MERCEDES-BENZ - E-KLASSE (W212) 01/09→</b>													
 <b>Bremssattel</b>													
E 220 CDI E 220 CDI / BlueTEC (212.001, 212.002)	120	01/09→	←	☐; 03/09→; für Fahrzeuge ohne Sportpaket / für Fahrzeuge ohne AMG-Sportpaket		24.3606-1708.7	221012	TRW Ø 60 - Halter					
	125	01/09→	←	☐; 03/09→; für Fahrzeuge mit Sportpaket / für Fahr- zeuge mit AMG-Sportpaket		24.3606-1711.5	240780	TRW Ø 60 - Halter					
			←	☐; 03/09→; für Fahrzeuge mit Sportpaket / für Fahr- zeuge mit AMG-Sportpaket		24.3606-1712.5	240781	TRW Ø 60 - Halter					
			→	☐; A 007599→		24.3426-9989.5	240647	ATE Ø 42 - Halter					
			→	☐; 03/09→		24.3426-9989.5	240647	ATE Ø 42 - Halter					
			→	☐; A 007599→		24.3426-9990.5	240648	ATE Ø 42 - Halter					
			→	☐; 03/09→		24.3426-9990.5	240648	ATE Ø 42 - Halter					
E 250 (212.036) E 250 CGI (212.047, 212.147)	155	01/13→	←	☐; für Fahrzeuge mit Sportpaket / für Fahr- zeuge mit AMG-Sportpaket		24.3606-1711.5	240780	TRW Ø 60 - Halter					
	150	01/09→	←	☐; für Fahrzeuge mit Sportpaket / für Fahr- zeuge mit AMG-Sportpaket		24.3606-1712.5	240781	TRW Ø 60 - Halter					
			→	☐		24.3426-9989.5	240647	ATE Ø 42 - Halter					
			→	☐		24.3426-9990.5	240648	ATE Ø 42 - Halter					
E 250 CDI / BlueTEC (212.003, 212.004)	150	01/09→	←	☐; 03/09→; für Fahrzeuge ohne Sportpaket / für Fahrzeuge ohne AMG-Sportpaket; → A 001284		24.3606-1707.7	221011	TRW Ø 60 - Halter					
			←	☐; 03/09→; für Fahrzeuge ohne Sportpaket / für Fahrzeuge ohne AMG-Sportpaket; → A 001284		24.3606-1708.7	221012	TRW Ø 60 - Halter					
			←	☐; 03/09→; für Fahrzeuge mit Sportpaket / für Fahr- zeuge mit AMG-Sportpaket		24.3606-1711.5	240780	TRW Ø 60 - Halter					
			←	☐; 03/09→; für Fahrzeuge mit Sportpaket / für Fahr- zeuge mit AMG-Sportpaket		24.3606-1712.5	240781	TRW Ø 60 - Halter					
			→	☐; 03/09→; → A 007598		11.9426-9991.2	220641	ATE Ø 42 - Halter					
			→	☐; 03/09→; → A 007598		11.9426-9992.2	220642	ATE Ø 42 - Halter					
E 250 CDI / BlueTEC 4- matic (212.082, 212.097)	150	01/09→	←	☐; 03/09→; für Fahrzeuge mit Sportpaket / für Fahr- zeuge mit AMG-Sportpaket		24.3601-1721.5	240629	TRW Ø 60 - Halter					
			←	☐; 03/09→; für Fahrzeuge mit Sportpaket / für Fahr- zeuge mit AMG-Sportpaket		24.3601-1722.5	240630	TRW Ø 60 - Halter					
			←	☐; 03/09→; für Fahrzeuge ohne Sportpaket / für Fahrzeuge ohne AMG-Sportpaket		24.3601-1723.5	240631	TRW Ø 60 - Halter					
			←	☐; 03/09→; für Fahrzeuge ohne Sportpaket / für Fahrzeuge ohne AMG-Sportpaket		24.3601-1724.5	240632	TRW Ø 60 - Halter					
			→	☐; 03/09→		24.3426-9989.5	240647	ATE Ø 42 - Halter					
			→	☐; 03/09→		24.3426-9990.5	240648	ATE Ø 42 - Halter					
E 300 (212.054) E 350 (212.056) E 350 BlueTEC (212.024) E 350 CDI (212.025) E 350 CGI (212.057)	170	01/09→	←	☐; 03/09→; für Fahrzeuge mit Sportpaket / für Fahr- zeuge mit AMG-Sportpaket		24.3606-1711.5	240780	TRW Ø 60 - Halter					
	200	01/09→											
	155	01/09→											
	170	01/09→											
E 350 CDI (212.025) E 350 CGI (212.057)	215	01/09→/08/11	→	☐; 03/09→		11.9426-9991.2	220641	ATE Ø 42 - Halter					
			→	☐; 03/09→		11.9426-9992.2	220642	ATE Ø 42 - Halter					
E 300 (212.055) E 350 (212.059) E 350 BlueTEC (212.026) E 350 CDI (212.023)	185	07/11→	←	☐; für Fahrzeuge mit Sportpaket / für Fahr- zeuge mit AMG-Sportpaket		24.3606-1711.5	240780	TRW Ø 60 - Halter					
	225	09/11→											
	190	05/14→											
	195	03/11→			←				☐; für Fahrzeuge mit Sportpaket / für Fahr- zeuge mit AMG-Sportpaket		24.3606-1712.5	240781	TRW Ø 60 - Halter
					→				☐		11.9426-9991.2	220641	ATE Ø 42 - Halter
		→	☐		11.9426-9992.2	220642	ATE Ø 42 - Halter						
E 300 4-matic (212.080) E 350 4-matic (212.088)	185	07/11→	←	☐; für Fahrzeuge mit Sportpaket / für Fahr- zeuge mit AMG-Sportpaket		24.3601-1721.5	240629	TRW Ø 60 - Halter					
	225	09/11→											

	kw			 	! #		
<b>MERCEDES-BENZ - E-KLASSE (W212) 01/09→</b>							
<b> Bremssattel</b>							
E 350 CDI 4-matic (212.089) E 350 CDI 4-matic (212.093)	170	09/09→	←	☐; für Fahrzeuge mit Sportpaket / für Fahrzeuge mit AMG-Sportpaket	24.3601-1722.5	240630	TRW Ø 60 - Halter
	195	03/11→	←	☐; für Fahrzeuge ohne Sportpaket / für Fahrzeuge ohne AMG-Sportpaket	24.3601-1723.5	240631	TRW Ø 60 - Halter
			←	☐; für Fahrzeuge ohne Sportpaket / für Fahrzeuge ohne AMG-Sportpaket	24.3601-1724.5	240632	TRW Ø 60 - Halter
			→	☐	11.9426-9991.2	220641	ATE Ø 42 - Halter
			→	☐	11.9426-9992.2	220642	ATE Ø 42 - Halter
E 300 CDI / BlueTEC (212.020, 212.021, 212.027)	170	03/11→	←	☐; 04/11→; für Fahrzeuge mit Sportpaket / für Fahrzeuge mit AMG-Sportpaket	24.3606-1711.5	240780	TRW Ø 60 - Halter
			←	☐; 04/11→; für Fahrzeuge mit Sportpaket / für Fahrzeuge mit AMG-Sportpaket	24.3606-1712.5	240781	TRW Ø 60 - Halter
			→	☐; 04/11→	11.9426-9991.2	220641	ATE Ø 42 - Halter
			→	☐; 04/11→	11.9426-9992.2	220642	ATE Ø 42 - Halter
E 300 Hybrid / BlueTEC Hybrid (212.098)	150	12/11→	←	☐; 06/12→; für Fahrzeuge mit Sportpaket / für Fahrzeuge mit AMG-Sportpaket	24.3606-1711.5	240780	TRW Ø 60 - Halter
			←	☐; 06/12→; für Fahrzeuge mit Sportpaket / für Fahrzeuge mit AMG-Sportpaket	24.3606-1712.5	240781	TRW Ø 60 - Halter
			→	☐; 06/12→	11.9426-9991.2	220641	ATE Ø 42 - Halter
			→	☐; 06/12→	11.9426-9992.2	220642	ATE Ø 42 - Halter
E 350 4-matic (212.087)	200	01/09→08/11	←	☐; 03/09→; für Fahrzeuge mit Sportpaket / für Fahrzeuge mit AMG-Sportpaket	24.3601-1721.5	240629	TRW Ø 60 - Halter
			←	☐; 03/09→; für Fahrzeuge mit Sportpaket / für Fahrzeuge mit AMG-Sportpaket	24.3601-1722.5	240630	TRW Ø 60 - Halter
			←	☐; 03/09→; für Fahrzeuge ohne Sportpaket / für Fahrzeuge ohne AMG-Sportpaket	24.3601-1723.5	240631	TRW Ø 60 - Halter
			←	☐; 03/09→; für Fahrzeuge ohne Sportpaket / für Fahrzeuge ohne AMG-Sportpaket	24.3601-1724.5	240632	TRW Ø 60 - Halter
			→	☐; 03/09→	11.9426-9991.2	220641	ATE Ø 42 - Halter
			→	☐; 03/09→	11.9426-9992.2	220642	ATE Ø 42 - Halter
E 350 BlueTEC	185	11/12→	←	☐; 01/13→; für Fahrzeuge mit Sportpaket / für Fahrzeuge mit AMG-Sportpaket	24.3606-1711.5	240780	TRW Ø 60 - Halter
			←	☐; 01/13→; für Fahrzeuge mit Sportpaket / für Fahrzeuge mit AMG-Sportpaket	24.3606-1712.5	240781	TRW Ø 60 - Halter
			→	☐; 01/13→	11.9426-9991.2	220641	ATE Ø 42 - Halter
			→	☐; 01/13→	11.9426-9992.2	220642	ATE Ø 42 - Halter
E 350 BlueTEC 4-matic (212.094)	185	11/12→	←	☐; 01/13→; für Fahrzeuge ohne Sportpaket / für Fahrzeuge ohne AMG-Sportpaket	24.3601-1723.5	240631	TRW Ø 60 - Halter
			←	☐; 01/13→; für Fahrzeuge ohne Sportpaket / für Fahrzeuge ohne AMG-Sportpaket	24.3601-1724.5	240632	TRW Ø 60 - Halter
			→	☐; 01/13→	11.9426-9991.2	220641	ATE Ø 42 - Halter
			→	☐; 01/13→	11.9426-9992.2	220642	ATE Ø 42 - Halter
E 350 BlueTEC 4-matic (212.094)	190	05/14→	←	☐; für Fahrzeuge ohne Sportpaket / für Fahrzeuge ohne AMG-Sportpaket	24.3601-1723.5	240631	TRW Ø 60 - Halter
			←	☐; für Fahrzeuge ohne Sportpaket / für Fahrzeuge ohne AMG-Sportpaket	24.3601-1724.5	240632	TRW Ø 60 - Halter
			→	☐	11.9426-9991.2	220641	ATE Ø 42 - Halter
			→	☐	11.9426-9992.2	220642	ATE Ø 42 - Halter
E 400 (212.061)	245	07/14→	→	☐	11.9426-9991.2	220641	ATE Ø 42 - Halter
E 400 (212.065)	245	01/13→	→	☐	11.9426-9992.2	220642	ATE Ø 42 - Halter
E 400 4-matic (212.067)	245	01/13→	→	☐			
E 400 4-matic (212.099)	245	07/14→	→	☐			
↓							

	kW			 	! #		
<b>MERCEDES-BENZ - E-KLASSE (W212) 01/09→</b>							
<b>Bremssattel</b>							
E 500 (212.072)	285	01/09→	➔	☐; 03/09→		<b>11.9426-9959.2</b>	<b>220801</b> ATE Ø 42 - Halter
E 500 4-matic (212.090)	285	01/09→	➔	☐; 03/09→		<b>11.9426-9960.2</b>	<b>220802</b> ATE Ø 42 - Halter
E 500 (212.073)	300	09/11→	➔	☐		<b>11.9426-9959.2</b>	<b>220801</b> ATE Ø 42 - Halter
E 500 4-matic (212.091)	300	09/11→	➔	☐		<b>11.9426-9960.2</b>	<b>220802</b> ATE Ø 42 - Halter
<b>Feder, Bremssattel</b>							
E 200 (212.034)	135	01/13→			2	<b>11.8116-0087.2</b>	<b>390607</b> ATE
E 200 CGI (212.048, 212.148)	135	08/09→					
E 200 NGT (212.035)	115	07/13→					
E 200 NGT (212.041)	120	03/11→					
E 220 BlueTEC (212.001)	130	05/14→					
E 220 BlueTEC 4-matic (212.011)	125	01/15→					
E 250 (212.036)	155	01/13→					
E 250 CGI (212.047, 212.147)	150	01/09→					
E 300 (212.055)	185	07/11→					
E 300 4-matic (212.080)	185	07/11→					
E 350 (212.059)	225	09/11→					
E 350 4-matic (212.088)	225	09/11→					
E 350 BlueTEC (212.026)	190	05/14→					
E 350 BlueTEC 4-matic (212.094)	190	05/14→					
E 350 CDI (212.023)	195	03/11→					
E 350 CDI 4-matic (212.089)	170	09/09→					
E 350 CDI 4-matic (212.093)	195	03/11→					
E 400 (212.061)	245	07/14→					
E 400 (212.065)	245	01/13→					
E 400 4-matic (212.067)	245	01/13→					
E 400 4-matic (212.099)	245	07/14→					
E 500 (212.073)	300	09/11→					
E 500 4-matic (212.091)	300	09/11→					
E 200 CDI / BlueTEC (212.005, 212.006)	100	01/09→		03/09→	2	<b>11.8116-0087.2</b>	<b>390607</b> ATE
E 250 CDI / BlueTEC 4-matic (212.082, 212.097)	150	01/09→					
E 300 (212.054)	170	01/09→					
E 350 (212.056)	200	01/09→					
E 350 4-matic (212.087)	200	01/09→08/11					
E 350 BlueTEC (212.024)	155	01/09→					
E 350 CDI (212.025)	170	01/09→					
E 350 CGI (212.057)	215	01/09→08/11					
E 500 (212.072)	285	01/09→					
E 500 4-matic (212.090)	285	01/09→					
E 220 CDI	120	01/09→		A 007599→	2	<b>11.8116-0087.2</b>	<b>390607</b> ATE
E 220 CDI / BlueTEC (212.001, 212.002)	125	01/09→		03/09→	2	<b>11.8116-0087.2</b>	<b>390607</b> ATE
E 250 CDI / BlueTEC (212.003, 212.004)	150	01/09→		03/09→; → A 007598	2	<b>11.8116-0087.2</b>	<b>390607</b> ATE
E 300 CDI / BlueTEC (212.020, 212.021, 212.027)	170	03/11→		04/11→	2	<b>11.8116-0087.2</b>	<b>390607</b> ATE
E 300 Hybrid / BlueTEC Hybrid (212.098)	150	12/11→		06/12→	2	<b>11.8116-0087.2</b>	<b>390607</b> ATE
E 350 BlueTEC	185	11/12→		01/13→	2	<b>11.8116-0087.2</b>	<b>390607</b> ATE
E 350 BlueTEC 4-matic (212.094)	185	11/12→					
<b>Führungshülzensatz, Bremssattel</b>							
E 200 (212.034)	135	01/13→	➔			<b>11.0101-5407.2</b>	<b>260011</b> ATE
E 200 CGI (212.048, 212.148)	135	08/09→					
E 200 NGT (212.035)	115	07/13→					
E 200 NGT (212.041)	120	03/11→					
E 220 BlueTEC (212.001)	130	05/14→					
E 220 BlueTEC 4-matic (212.011)	125	01/15→					
E 250 (212.036)	155	01/13→					
E 250 CGI (212.047, 212.147)	150	01/09→					
E 300 (212.055)	185	07/11→					
E 300 4-matic (212.080)	185	07/11→					
E 350 (212.059)	225	09/11→					
↓							











**MERCEDES-BENZ - E-KLASSE (W212) 01/09→**











**Führungshülzensatz, Bremssattel**




































E 350 4-matic (212.088)	225	09/11→						
E 350 BlueTEC (212.026)	190	05/14→	➔					
E 350 BlueTEC 4-matic (212.094)	190	05/14→						
E 350 CDI (212.023)	195	03/11→						
E 350 CDI 4-matic (212.089)	170	09/09→						
E 350 CDI 4-matic (212.093)	195	03/11→						
E 400 (212.061)	245	07/14→						
E 400 (212.065)	245	01/13→						
E 400 4-matic (212.067)	245	01/13→						
E 400 4-matic (212.099)	245	07/14→						
E 500 (212.073)	300	09/11→						
E 500 4-matic (212.091)	300	09/11→						
E 200 CDI / BlueTEC (212.005, 212.006)	100	01/09→	➔	03/09→				
E 250 CDI / BlueTEC 4-matic (212.082, 212.097)	150	01/09→						
E 300 (212.054)	170	01/09→						
E 350 (212.056)	200	01/09→						
E 350 4-matic (212.087)	200	01/09→08/11						
E 350 BlueTEC (212.024)	155	01/09→						
E 350 CDI (212.025)	170	01/09→						
E 350 CGI (212.057)	215	01/09→08/11						
E 500 (212.072)	285	01/09→						
E 500 4-matic (212.090)	285	01/09→						
E 220 CDI	120	01/09→	➔	A 007599→				
E 220 CDI / BlueTEC (212.001, 212.002)	125	01/09→	➔	03/09→				
E 250 CDI / BlueTEC (212.003, 212.004)	150	01/09→	➔	03/09→; → A 007598				
E 300 CDI / BlueTEC (212.020, 212.021, 212.027)	170	03/11→	➔	04/11→				
E 300 Hybrid / BlueTEC Hybrid (212.098)	150	12/11→	➔	06/12→				
E 350 BlueTEC	185	11/12→	➔	01/13→				
E 350 BlueTEC 4-matic (212.094)	185	11/12→						

**Führungsbolzen, Bremssattel**

E 200 (212.034)	135	01/13→						
E 200 CGI (212.048, 212.148)	135	08/09→						
E 200 NGT (212.035)	115	07/13→						
E 200 NGT (212.041)	120	03/11→						
E 220 BlueTEC (212.001)	130	05/14→						
E 220 BlueTEC 4-matic (212.011)	125	01/15→						
E 250 (212.036)	155	01/13→						
E 250 CGI (212.047, 212.147)	150	01/09→						
E 300 (212.055)	185	07/11→						
E 300 4-matic (212.080)	185	07/11→						
E 350 (212.059)	225	09/11→						
E 350 4-matic (212.088)	225	09/11→						
E 350 BlueTEC (212.026)	190	05/14→						
E 350 BlueTEC 4-matic (212.094)	190	05/14→						
E 350 CDI (212.023)	195	03/11→						
E 350 CDI 4-matic (212.089)	170	09/09→						
E 350 CDI 4-matic (212.093)	195	03/11→						
E 400 (212.061)	245	07/14→						
E 400 (212.065)	245	01/13→						
E 400 4-matic (212.067)	245	01/13→						
E 400 4-matic (212.099)	245	07/14→						
E 500 (212.073)	300	09/11→						
E 500 4-matic (212.091)	300	09/11→						
E 200 CDI / BlueTEC (212.005, 212.006)	100	01/09→		03/09→				
E 250 CDI / BlueTEC 4-matic (212.082, 212.097)	150	01/09→						
E 300 (212.054)	170	01/09→						
E 350 (212.056)	200	01/09→						
E 350 4-matic (212.087)	200	01/09→08/11						

	kW			 	! #		
<b>MERCEDES-BENZ - E-KLASSE (W212) 01/09→</b>							
<b>Führungsbolzen, Bremsattel</b>							
E 350 BlueTEC (212.024)	155	01/09→		03/09→		11.8171-0008.1 990049	ATE
E 350 CDI (212.025)	170	01/09→					
E 350 CGI (212.057)	215	01/09→08/11					
E 500 (212.072)	285	01/09→					
E 500 4-matic (212.090)	285	01/09→					
E 220 CDI	120	01/09→		A 007599→		11.8171-0008.1 990049	ATE
E 220 CDI / BlueTEC (212.001, 212.002)	125	01/09→		03/09→		11.8171-0008.1 990049	ATE
E 250 CDI / BlueTEC (212.003, 212.004)	150	01/09→		03/09→; → A 007598		11.8171-0008.1 990049	ATE
E 300 CDI / BlueTEC (212.020, 212.021, 212.027)	170	03/11→		04/11→		11.8171-0008.1 990049	ATE
E 300 Hybrid / BlueTEC Hybrid (212.098)	150	12/11→		06/12→		11.8171-0008.1 990049	ATE
E 350 BlueTEC	185	11/12→		01/13→		11.8171-0008.1 990049	ATE
E 350 BlueTEC 4-matic (212.094)	185	11/12→					
<b> Bremsschlauch</b>							
E 200 (212.034)	135	01/13→	←		2	24.5148-0406.3 331478	L= 402
E 200 CGI (212.048, 212.148)	135	08/09→					
E 200 NGT (212.035)	115	07/13→					
E 200 NGT (212.041)	120	03/11→					
E 220 BlueTEC (212.001)	130	05/14→					
E 250 (212.036)	155	01/13→					
E 250 CGI (212.047, 212.147)	150	01/09→					
E 300 (212.055)	185	07/11→					
E 350 (212.059)	225	09/11→					
E 350 BlueTEC (212.026)	190	05/14→					
E 350 CDI (212.023)	195	03/11→					
E 400 (212.061)	245	07/14→					
E 400 (212.065)	245	01/13→					
E 500 (212.073)	300	09/11→					
E 200 CDI / BlueTEC (212.005, 212.006)	100	01/09→	←	03/09→	2	24.5148-0406.3 331478	L= 402
E 220 CDI	120	01/09→					
E 220 CDI / BlueTEC (212.001, 212.002)	125	01/09→					
E 250 CDI / BlueTEC (212.003, 212.004)	150	01/09→					
E 300 (212.054)	170	01/09→					
E 350 (212.056)	200	01/09→					
E 350 BlueTEC (212.024)	155	01/09→					
E 350 CDI (212.025)	170	01/09→					
E 350 CGI (212.057)	215	01/09→08/11					
E 500 (212.072)	285	01/09→					
E 220 BlueTEC 4-matic (212.011)	125	01/15→	←		2	83.7713-0487.3 331342	L= 488
E 300 4-matic (212.080)	185	07/11→					
E 350 4-matic (212.088)	225	09/11→					
E 350 BlueTEC 4-matic (212.094)	190	05/14→					
E 350 CDI 4-matic (212.089)	170	09/09→					
E 350 CDI 4-matic (212.093)	195	03/11→					
E 400 4-matic (212.067)	245	01/13→					
E 400 4-matic (212.099)	245	07/14→					
E 500 4-matic (212.091)	300	09/11→					
E 250 CDI / BlueTEC 4-matic (212.082, 212.097)	150	01/09→	←	03/09→	2	83.7713-0487.3 331342	L= 488
E 350 4-matic (212.087)	200	01/09→08/11					
E 500 4-matic (212.090)	285	01/09→					
E 300 CDI / BlueTEC (212.020, 212.021, 212.027)	170	03/11→	←	04/11→	2	24.5148-0406.3 331478	L= 402
E 300 Hybrid / BlueTEC Hybrid (212.098)	150	12/11→	←	06/12→	2	24.5148-0406.3 331478	L= 402
E 350 BlueTEC	185	11/12→	←	01/13→	2	24.5148-0406.3 331478	L= 402
E 350 BlueTEC 4-matic (212.094)	185	11/12→	←	01/13→	2	83.7713-0487.3 331342	L= 488

	kw					! #		
<b>MERCEDES-BENZ - E-KLASSE Cabriolet (A124) 05/93→03/98</b>								
 <b>Bremssattel</b>								
E 200 (124.060) E 220 (124.062)	100 110	06/93→03/98 06/93→03/98	←	<input type="checkbox"/>			24.3541-1603.5 240037	TRW Ø 54 - Halter
			←	<input type="checkbox"/>			24.3541-1604.5 240038	TRW Ø 54 - Halter
			→	<input type="checkbox"/>			24.9238-8035.5 230025	ATE Ø 38
			→	<input type="checkbox"/>			24.9238-8036.5 230026	ATE Ø 38
E 320 (124.066) E 36 AMG (124.066)	162 200	06/93→03/98 05/94→03/98	→	<input type="checkbox"/>			24.9238-8035.5 230025	ATE Ø 38
			→	<input type="checkbox"/>			24.9238-8036.5 230026	ATE Ø 38
<b>Dichtungssatz, Bremssattel</b>								
E 200 (124.060) E 220 (124.062)	100 110	06/93→03/98 06/93→03/98	→				13.0441-3817.2 250071	ATE
E 320 (124.066)	162	06/93→03/98			B 862122→		13.0441-4214.2 250091	ATE
					→ B 862121		13.0441-4214.2 250091	ATE
			→				13.0441-3817.2 250071	ATE
E 36 AMG (124.066)	200	05/94→03/98	←				13.0441-4214.2 250091	ATE
			→				13.0441-3817.2 250071	ATE
<b>Zubehörsatz, Bremssattel</b>								
E 200 (124.060) E 220 (124.062)	100 110	06/93→03/98 06/93→03/98					24.0101-3601.2 260044	TRW
<b>Schraube, Bremssattel</b>								
E 200 (124.060) E 220 (124.062) E 36 AMG (124.066)	100 110 200	06/93→03/98 06/93→03/98 05/94→03/98				4	13.8190-0242.1 990124	M12x1,5
E 320 (124.066)	162	06/93→03/98			B 862122→	4	13.8190-0242.1 990124	M12x1,5
					→ B 862121	4	13.8190-0242.1 990124	M12x1,5
 <b>Bremsschlauch</b>								
E 200 (124.060) E 220 (124.062)	100 110	06/93→03/98 06/93→03/98	←			2	24.5101-0346.3 331406	L= 346
E 320 (124.066) E 36 AMG (124.066)	162 200	06/93→03/98 05/94→03/98	→			2	83.7704-0281.3 330804	L= 280
<b>MERCEDES-BENZ - E-KLASSE Cabriolet (A207) 01/10→</b>								
 <b>Bremssattel</b>								
E 200 (207.434)	135	03/13→	←	<input type="checkbox"/>	für Fahrzeuge ohne Sportpaket / für Fahrzeuge ohne AMG-Sportpaket		24.3606-1707.7 221011	TRW Ø 60 - Halter
			←	<input type="checkbox"/>	für Fahrzeuge ohne Sportpaket / für Fahrzeuge ohne AMG-Sportpaket		24.3606-1708.7 221012	TRW Ø 60 - Halter
			←	<input type="checkbox"/>	für Fahrzeuge mit Sportpaket / für Fahrzeuge mit AMG-Sportpaket		24.3606-1711.5 240780	TRW Ø 60 - Halter
			←	<input type="checkbox"/>	für Fahrzeuge mit Sportpaket / für Fahrzeuge mit AMG-Sportpaket		24.3606-1712.5 240781	TRW Ø 60 - Halter
			→	<input type="checkbox"/>			11.9386-9991.2 220949	ATE Ø 38 - Halter
			→	<input type="checkbox"/>			11.9386-9992.2 220950	ATE Ø 38 - Halter
E 200 CGI (207.448) E 220 CDI / BlueTEC / d (207.402, 207.401)	135 125	01/10→ 01/10→	←	<input type="checkbox"/>	03/10→; für Fahrzeuge ohne Sportpaket / für Fahrzeuge ohne AMG-Sportpaket		24.3606-1707.7 221011	TRW Ø 60 - Halter
E 220 CDI (207.402) E 250 CDI / BlueTEC / d (207.403, 207.404)	120 150	02/10→ 01/10→	←	<input type="checkbox"/>	03/10→; für Fahrzeuge ohne Sportpaket / für Fahrzeuge ohne AMG-Sportpaket		24.3606-1708.7 221012	TRW Ø 60 - Halter
			←	<input type="checkbox"/>	03/10→; für Fahrzeuge mit Sportpaket / für Fahrzeuge mit AMG-Sportpaket		24.3606-1711.5 240780	TRW Ø 60 - Halter
			←	<input type="checkbox"/>	03/10→; für Fahrzeuge mit Sportpaket / für Fahrzeuge mit AMG-Sportpaket		24.3606-1712.5 240781	TRW Ø 60 - Halter
			→	<input type="checkbox"/>	03/10→; GG		11.9381-9954.2 220926	ATE Ø 38 - Halter
			→	<input type="checkbox"/>	03/10→; ALU		11.9386-9991.2 220949	ATE Ø 38 - Halter
			→	<input type="checkbox"/>	03/10→; ALU		11.9386-9992.2 220950	ATE Ø 38 - Halter
E 220 BlueTEC (207.401)	130	05/14→	←	<input type="checkbox"/>	für Fahrzeuge ohne Sportpaket / für Fahrzeuge ohne AMG-Sportpaket		24.3606-1707.7 221011	TRW Ø 60 - Halter
↓								

	kw			 	! #			
<b>MERCEDES-BENZ - E-KLASSE Cabriolet (A207) 01/10→</b>								
<b> Bremssattel</b>								
E 220 BlueTEC (207.401)	130	05/14→	←	 ; für Fahrzeuge ohne Sportpaket / für Fahrzeuge ohne AMG-Sportpaket	24.3606-1708.7	221012	TRW Ø 60 - Halter	
			←	 ; für Fahrzeuge mit Sportpaket / für Fahrzeuge mit AMG-Sportpaket	24.3606-1711.5	240780	TRW Ø 60 - Halter	
			←	 ; für Fahrzeuge mit Sportpaket / für Fahrzeuge mit AMG-Sportpaket	24.3606-1712.5	240781	TRW Ø 60 - Halter	
			→	 ; GG	11.9381-9954.2	220926	ATE Ø 38 - Halter	
			→	 ; ALU	11.9386-9991.2	220949	ATE Ø 38 - Halter	
			→	 ; ALU	11.9386-9992.2	220950	ATE Ø 38 - Halter	
E 250 (207.436)	155	06/13→	←	 ; für Fahrzeuge mit Sportpaket / für Fahrzeuge mit AMG-Sportpaket	24.3606-1711.5	240780	TRW Ø 60 - Halter	
			←	 ; für Fahrzeuge mit Sportpaket / für Fahrzeuge mit AMG-Sportpaket	24.3606-1712.5	240781	TRW Ø 60 - Halter	
			→		11.9386-9991.2	220949	ATE Ø 38 - Halter	
			→		11.9386-9992.2	220950	ATE Ø 38 - Halter	
E 250 CGI (207.447)	150	01/10→	←	 ; 03/10→; für Fahrzeuge mit Sportpaket / für Fahrzeuge mit AMG-Sportpaket	24.3606-1711.5	240780	TRW Ø 60 - Halter	
			←	 ; 03/10→; für Fahrzeuge mit Sportpaket / für Fahrzeuge mit AMG-Sportpaket	24.3606-1712.5	240781	TRW Ø 60 - Halter	
			→	 ; 03/10→; GG	11.9381-9954.2	220926	ATE Ø 38 - Halter	
			→	 ; 03/10→; ALU	11.9386-9991.2	220949	ATE Ø 38 - Halter	
			→	 ; 03/10→; ALU	11.9386-9992.2	220950	ATE Ø 38 - Halter	
E 300 (207.455) E 320 (207.462) E 350 (207.459) E 350 BlueTEC/ d (207.426) E 350 BlueTEC (207.426) E 350 CDI	185 200 225 190	04/11→ 07/14→ 04/11→ 05/14→	←	 ; für Fahrzeuge mit Sportpaket / für Fahrzeuge mit AMG-Sportpaket	24.3606-1711.5	240780	TRW Ø 60 - Halter	
			←	 ; für Fahrzeuge mit Sportpaket / für Fahrzeuge mit AMG-Sportpaket	24.3606-1712.5	240781	TRW Ø 60 - Halter	
	185 195	06/13→ 04/11→	→	 ; ALU	11.9406-9961.2	220951	ATE Ø 40 - Halter	
			→	 ; ALU	11.9406-9962.2	220952	ATE Ø 40 - Halter	
E 350 CDI (207.422) E 350 CGI (207.457)	170 215	01/10→ 01/10→	←	 ; 03/10→; für Fahrzeuge mit Sportpaket / für Fahrzeuge mit AMG-Sportpaket	24.3606-1711.5	240780	TRW Ø 60 - Halter	
			←	 ; 03/10→; für Fahrzeuge mit Sportpaket / für Fahrzeuge mit AMG-Sportpaket	24.3606-1712.5	240781	TRW Ø 60 - Halter	
			→	 ; 03/10→; ALU	11.9406-9961.2	220951	ATE Ø 40 - Halter	
			→	 ; 03/10→; ALU	11.9406-9962.2	220952	ATE Ø 40 - Halter	
E 400 (207.461) E 400 (207.465) E 500 (207.473) E 550	245 245 300	07/14→ 06/13→ 09/11→	→	 ; ALU	11.9406-9961.2	220951	ATE Ø 40 - Halter	
			→	 ; ALU	11.9406-9962.2	220952	ATE Ø 40 - Halter	
	299 285	09/11→ 01/10→	→	 ; 03/10→; ALU	11.9406-9961.2	220951	ATE Ø 40 - Halter	
			→	 ; 03/10→; ALU	11.9406-9962.2	220952	ATE Ø 40 - Halter	
<b>Feder, Bremssattel</b>								
E 200 (207.434) E 250 (207.436) E 300 (207.455) E 320 (207.462) E 350 (207.459) E 350 BlueTEC/ d (207.426) E 350 BlueTEC (207.426) E 350 CDI E 400 (207.461) E 400 (207.465) E 500 (207.473) E 550	135 155 185 200 225 190 185 195 245 245 300 299	03/13→ 06/13→ 04/11→ 07/14→ 04/11→ 05/14→ 06/13→ 04/11→ 07/14→ 06/13→ 09/11→ 09/11→			2	11.8116-0340.1	390595	ATE
E 350 CDI (207.422) E 350 CGI (207.457) E 500 (207.472) ↓	170 215 285	01/10→ 01/10→ 01/10→		03/10→	2	11.8116-0340.1	390595	ATE


**MERCEDES-BENZ - E-KLASSE Cabriolet (A207) 01/10→**

**Führungshülzensatz, Bremsattel**

E 200 (207.434)	135	03/13→	➔			11.0101-5407.2	260011	ATE
E 250 (207.436)	155	06/13→						
E 300 (207.455)	185	04/11→						
E 320 (207.462)	200	07/14→						
E 350 (207.459)	225	04/11→						
E 350 BlueTEC/ d (207.426)	190	05/14→						
E 350 BlueTEC (207.426)	185	06/13→						
E 350 CDI	195	04/11→						
E 400 (207.461)	245	07/14→						
E 400 (207.465)	245	06/13→						
E 500 (207.473)	300	09/11→						
E 550	299	09/11→						
E 350 CDI (207.422)	170	01/10→	➔	03/10→		11.0101-5407.2	260011	ATE
E 350 CGI (207.457)	215	01/10→						
E 500 (207.472)	285	01/10→						

**Führungsbolzen, Bremsattel**

E 300 (207.455)	185	04/11→				11.8171-0008.1	990049	ATE
E 320 (207.462)	200	07/14→						
E 350 (207.459)	225	04/11→						
E 350 BlueTEC/ d (207.426)	190	05/14→						
E 350 BlueTEC (207.426)	185	06/13→						
E 350 CDI	195	04/11→						
E 400 (207.461)	245	07/14→						
E 400 (207.465)	245	06/13→						
E 350 CDI (207.422)	170	01/10→		03/10→		11.8171-0008.1	990049	ATE
E 350 CGI (207.457)	215	01/10→						
E 500 (207.472)	285	01/10→						
E 500 (207.473)	300	09/11→				11.8171-0008.1	990049	ATE
E 550	299	09/11→				11.8171-0096.1	250155	ATE











 **Bremsschlauch**











































E 200 (207.434)	135	03/13→	←		2	83.7705-0386.3	330828	L= 385
E 220 BlueTEC (207.401)	130	05/14→	➔		2	24.5172-0305.3	331312	L= 305
E 250 (207.436)	155	06/13→						
E 300 (207.455)	185	04/11→						
E 320 (207.462)	200	07/14→						
E 350 (207.459)	225	04/11→						
E 350 BlueTEC/ d (207.426)	190	05/14→						
E 350 BlueTEC (207.426)	185	06/13→						
E 350 CDI	195	04/11→						
E 400 (207.461)	245	07/14→						
E 400 (207.465)	245	06/13→						
E 500 (207.473)	300	09/11→						
E 550	299	09/11→						
E 200 CGI (207.448)	135	01/10→	←	03/10→	2	83.7705-0386.3	330828	L= 385
E 220 CDI / BlueTEC / d (207.402, 207.401)	125	01/10→	➔	03/10→	2	24.5172-0305.3	331312	L= 305
E 220 CDI (207.402)	120	02/10→						
E 250 CDI / BlueTEC / d (207.403, 207.404)	150	01/10→						
E 250 CGI (207.447)	150	01/10→						
E 350 CDI (207.422)	170	01/10→						
E 350 CGI (207.457)	215	01/10→						
E 500 (207.472)	285	01/10→						

**MERCEDES-BENZ - E-KLASSE Coupe (C124) 06/93→06/97**









 **Bremsattel**

E 200 (124.040)	100	06/93→06/97	←	☐	24.3541-1603.5	240037	TRW Ø 54 - Halter
			←	☐; → 06/93	24.3541-1603.5	240037	TRW Ø 54 - Halter
			←	☐	24.3541-1604.5	240038	TRW Ø 54 - Halter
			←	☐; → 06/93	24.3541-1604.5	240038	TRW Ø 54 - Halter
			➔	☐; → 06/93	24.9235-8005.5	230023	ATE Ø 35
			➔	☐	24.9235-8005.5	230023	ATE Ø 35
			➔	☐	24.9235-8006.5	230024	ATE Ø 35
			➔	☐; → 06/93	24.9235-8006.5	230024	ATE Ø 35
E 220 (124.042)	110	06/93→06/97	←	☐	24.3541-1603.5	240037	TRW Ø 54 - Halter
			←	☐	24.3541-1604.5	240038	TRW Ø 54 - Halter








	kw			 	! #			
<b>MERCEDES-BENZ - E-KLASSE Coupe (C124) 06/93→06/97</b>								
 <b>Bremssattel</b>								
E 220 (124.042)	110	06/93→06/97	➔	☐		24.9235-8005.5	230023	ATE Ø 35
			➔	☐		24.9235-8006.5	230024	ATE Ø 35
E 320 (124.052)	162	06/93→06/97	➔	☐		24.9238-8035.5	230025	ATE Ø 38
E 36 AMG (124.052)	195	06/93→04/95	➔	☐		24.9238-8036.5	230026	ATE Ø 38
E 36 AMG (124.052)	200	05/94→06/97	➔	☐				
<b>Dichtungssatz, Bremssattel</b>								
E 200 (124.040)	100	06/93→06/97	➔			13.0441-3505.2	250051	ATE
			➔	→ 06/93		13.0441-3505.2	250051	ATE
E 220 (124.042)	110	06/93→06/97	➔			13.0441-3505.2	250051	ATE
E 320 (124.052)	162	06/93→06/97		→ B 862121		13.0441-4214.2	250091	ATE
				B 862122→		13.0441-4214.2	250091	ATE
			➔			13.0441-3817.2	250071	ATE
E 36 AMG (124.052)	195	06/93→04/95	➔			13.0441-3817.2	250071	ATE
E 36 AMG (124.052)	200	05/94→06/97	➔					
<b>Zubehörsatz, Bremssattel</b>								
E 200 (124.040)	100	06/93→06/97				24.0101-3601.2	260044	TRW
			←	☐; → 06/93		24.0101-3601.2	260044	TRW
E 220 (124.042)	110	06/93→06/97				24.0101-3601.2	260044	TRW
<b>Schraube, Bremssattel</b>								
E 200 (124.040)	100	06/93→06/97	←	→ 06/93	4	13.8190-0242.1	990124	M12x1,5
E 36 AMG (124.052)	195	06/93→04/95			4	13.8190-0242.1	990124	M12x1,5
E 36 AMG (124.052)	200	05/94→06/97						
 <b>Bremsschlauch</b>								
E 200 (124.040)	100	06/93→06/97	←	→ 06/93	2	24.5101-0346.3	331406	L= 346
			←		2	24.5101-0346.3	331406	L= 346
			➔	→ 06/93	2	83.7704-0281.3	330804	L= 280
			➔		2	83.7704-0281.3	330804	L= 280
E 220 (124.042)	110	06/93→06/97	←		2	24.5101-0346.3	331406	L= 346
E 320 (124.052)	162	06/93→06/97			2	83.7704-0281.3	330804	L= 280
E 36 AMG (124.052)	195	06/93→04/95	➔					
E 36 AMG (124.052)	200	05/94→06/97	➔					
<b>MERCEDES-BENZ - E-KLASSE Coupe (C207) 01/09→</b>								
 <b>Bremssattel</b>								
E 200 (207.334)	135	06/13→	←	☐; für Fahrzeuge ohne Sportpaket / für Fahrzeuge ohne AMG-Sportpaket		24.3606-1707.7	221011	TRW Ø 60 - Halter
			←	☐; für Fahrzeuge ohne Sportpaket / für Fahrzeuge ohne AMG-Sportpaket		24.3606-1708.7	221012	TRW Ø 60 - Halter
			←	☐; für Fahrzeuge mit Sportpaket / für Fahr- zeuge mit AMG-Sportpaket		24.3606-1711.5	240780	TRW Ø 60 - Halter
			←	☐; für Fahrzeuge mit Sportpaket / für Fahr- zeuge mit AMG-Sportpaket		24.3606-1712.5	240781	TRW Ø 60 - Halter
			➔	☐		11.9386-9991.2	220949	ATE Ø 38 - Halter
			➔	☐		11.9386-9992.2	220950	ATE Ø 38 - Halter
E 200 CGI (207.348)	135	01/10→	←	☐; für Fahrzeuge ohne Sportpaket / für Fahrzeuge ohne AMG-Sportpaket		24.3606-1707.7	221011	TRW Ø 60 - Halter
E 220 CDI	120	07/14→				24.3606-1708.7	221012	TRW Ø 60 - Halter
E 220 CDI / d (207.302)	125	01/10→	←	☐; für Fahrzeuge ohne Sportpaket / für Fahrzeuge ohne AMG-Sportpaket				
			←	☐; für Fahrzeuge mit Sportpaket / für Fahr- zeuge mit AMG-Sportpaket		24.3606-1711.5	240780	TRW Ø 60 - Halter
			←	☐; für Fahrzeuge mit Sportpaket / für Fahr- zeuge mit AMG-Sportpaket		24.3606-1712.5	240781	TRW Ø 60 - Halter
			➔	☐; GG		11.9381-9954.2	220926	ATE Ø 38 - Halter
			➔	☐; ALU		11.9386-9991.2	220949	ATE Ø 38 - Halter
			➔	☐; ALU		11.9386-9992.2	220950	ATE Ø 38 - Halter
↓								










	kw			 	! #					
<b>MERCEDES-BENZ - E-KLASSE Coupe (C207) 01/09→</b>										
 <b>Bremssattel</b>										
E 220 BlueTEC (207.301)	130	05/14→	←	 ; für Fahrzeuge ohne Sportpaket / für Fahrzeuge ohne AMG-Sportpaket	24.3606-1707.7	221011	TRW Ø 60 - Halter			
			←	 ; für Fahrzeuge ohne Sportpaket / für Fahrzeuge ohne AMG-Sportpaket	24.3606-1708.7	221012	TRW Ø 60 - Halter			
			→	 ; GG	11.9381-9954.2	220926	ATE Ø 38 - Halter			
			→	 ; ALU	11.9386-9991.2	220949	ATE Ø 38 - Halter			
			→	 ; ALU	11.9386-9992.2	220950	ATE Ø 38 - Halter			
E 250 (207.336)	155	06/13→	←	 ; für Fahrzeuge mit Sportpaket / für Fahrzeuge mit AMG-Sportpaket	24.3606-1711.5	240780	TRW Ø 60 - Halter			
			←	 ; für Fahrzeuge mit Sportpaket / für Fahrzeuge mit AMG-Sportpaket	24.3606-1712.5	240781	TRW Ø 60 - Halter			
			→		11.9386-9991.2	220949	ATE Ø 38 - Halter			
			→		11.9386-9992.2	220950	ATE Ø 38 - Halter			
E 250 CDI / BlueTEC / d (207.303)	150	01/09→	←	 ; 05/09→; für Fahrzeuge mit Sportpaket / für Fahrzeuge mit AMG-Sportpaket	24.3606-1711.5	240780	TRW Ø 60 - Halter			
			←	 ; 05/09→; für Fahrzeuge mit Sportpaket / für Fahrzeuge mit AMG-Sportpaket	24.3606-1712.5	240781	TRW Ø 60 - Halter			
			→	 ; 05/09→; GG	11.9381-9954.2	220926	ATE Ø 38 - Halter			
			→	 ; 05/09→; ALU	11.9386-9991.2	220949	ATE Ø 38 - Halter			
E 250 CGI (207.347)	150	01/09→	←	 ; 05/09→; für Fahrzeuge ohne Sportpaket / für Fahrzeuge ohne AMG-Sportpaket	24.3606-1707.7	221011	TRW Ø 60 - Halter			
			←	 ; 05/09→; für Fahrzeuge ohne Sportpaket / für Fahrzeuge ohne AMG-Sportpaket	24.3606-1708.7	221012	TRW Ø 60 - Halter			
			←	 ; 05/09→; für Fahrzeuge mit Sportpaket / für Fahrzeuge mit AMG-Sportpaket	24.3606-1711.5	240780	TRW Ø 60 - Halter			
			←	 ; 05/09→; für Fahrzeuge mit Sportpaket / für Fahrzeuge mit AMG-Sportpaket	24.3606-1712.5	240781	TRW Ø 60 - Halter			
			→	 ; 05/09→; GG	11.9381-9954.2	220926	ATE Ø 38 - Halter			
			→	 ; 05/09→; ALU	11.9386-9991.2	220949	ATE Ø 38 - Halter			
			→	 ; 05/09→; ALU	11.9386-9992.2	220950	ATE Ø 38 - Halter			
			E 300 (207.355) E 350 (207.356) E 350 BlueTEC E 350 BlueTEC / d (207.326) E 350 CDI	185	04/11→	←		24.3606-1711.5	240780	TRW Ø 60 - Halter
225	04/11→	←		 ; für Fahrzeuge mit Sportpaket / für Fahrzeuge mit AMG-Sportpaket	24.3606-1712.5	240781	TRW Ø 60 - Halter			
185	03/13→	←			24.3606-1712.5	240781	TRW Ø 60 - Halter			
190	05/14→	←		 ; für Fahrzeuge mit Sportpaket / für Fahrzeuge mit AMG-Sportpaket	24.3606-1712.5	240781	TRW Ø 60 - Halter			
195	04/11→	→		 ; ALU	11.9406-9961.2	220951	ATE Ø 40 - Halter			
			→	 ; ALU	11.9406-9962.2	220952	ATE Ø 40 - Halter			
			E 320 (207.362) E 350 (207.356)	200	07/14→	←	 ; für Fahrzeuge mit Sportpaket / für Fahrzeuge mit AMG-Sportpaket	24.3606-1711.5	240780	TRW Ø 60 - Halter
				200	05/11→	←	 ; für Fahrzeuge mit Sportpaket / für Fahrzeuge mit AMG-Sportpaket	24.3606-1712.5	240781	TRW Ø 60 - Halter
						→		11.9406-9961.2	220951	ATE Ø 40 - Halter
→		11.9406-9962.2				220952	ATE Ø 40 - Halter			
E 350 4-matic (207.388)	225	02/13→	←	 ; für Fahrzeuge mit Sportpaket / für Fahrzeuge mit AMG-Sportpaket	24.3601-1721.5	240629	TRW Ø 60 - Halter			
			←	 ; für Fahrzeuge mit Sportpaket / für Fahrzeuge mit AMG-Sportpaket	24.3601-1722.5	240630	TRW Ø 60 - Halter			
			←	 ; für Fahrzeuge ohne Sportpaket / für Fahrzeuge ohne AMG-Sportpaket	24.3601-1723.5	240631	TRW Ø 60 - Halter			
			←	 ; für Fahrzeuge ohne Sportpaket / für Fahrzeuge ohne AMG-Sportpaket	24.3601-1724.5	240632	TRW Ø 60 - Halter			

















	kW			 	! #		
<b>MERCEDES-BENZ - E-KLASSE Coupe (C207) 01/09→</b>							
<b> Bremssattel</b>							
E 350 4-matic (207.388)	225	02/13→	→	☐		<b>11.9406-9961.2 220951</b>	ATE Ø 40 - Halter
			→	☐		<b>11.9406-9962.2 220952</b>	ATE Ø 40 - Halter
E 350 CDI (207.322)	170	01/09→	←	☐; 05/09→; für Fahrzeuge mit Sportpaket / für Fahr- zeuge mit AMG-Sportpaket		<b>24.3606-1711.5 240780</b>	TRW Ø 60 - Halter
E 350 CGI (207.357)	215	01/09→	←	☐; 05/09→; für Fahrzeuge mit Sportpaket / für Fahr- zeuge mit AMG-Sportpaket		<b>24.3606-1712.5 240781</b>	TRW Ø 60 - Halter
			→	☐; 05/09→; ALU		<b>11.9406-9961.2 220951</b>	ATE Ø 40 - Halter
			→	☐; 05/09→; ALU		<b>11.9406-9962.2 220952</b>	ATE Ø 40 - Halter
E 400	245	06/13→	→	☐		<b>11.9406-9961.2 220951</b>	ATE Ø 40 - Halter
E 400 (207.361)	245	07/14→	→	☐		<b>11.9406-9962.2 220952</b>	ATE Ø 40 - Halter
E 500 (207.372)	285	01/09→	→	☐; 05/09→; ALU		<b>11.9406-9961.2 220951</b>	ATE Ø 40 - Halter
			→	☐; 05/09→; ALU		<b>11.9406-9962.2 220952</b>	ATE Ø 40 - Halter
E 500 (207.373)	300	09/11→	→	☐; ALU		<b>11.9406-9961.2 220951</b>	ATE Ø 40 - Halter
			→	☐; ALU		<b>11.9406-9962.2 220952</b>	ATE Ø 40 - Halter
<b>Feder, Bremssattel</b>							
E 200 (207.334)	135	06/13→			2	<b>11.8116-0340.1 390595</b>	ATE
E 200 CGI (207.348)	135	01/10→					
E 220 BlueTEC (207.301)	130	05/14→					
E 220 CDI	120	07/14→					
E 220 CDI / d (207.302)	125	01/10→					
E 250 (207.336)	155	06/13→					
E 250 CDI / BlueTEC / d (207.303)	150	01/09→		05/09→	2	<b>11.8116-0340.1 390595</b>	ATE
E 250 CGI (207.347)	150	01/09→					
E 300 (207.355)	185	04/11→	→		2	<b>11.8116-0340.1 390595</b>	ATE
E 320 (207.362)	200	07/14→					
E 350 (207.356)	200	05/11→					
E 350 (207.356)	225	04/11→					
E 350 4-matic (207.388)	225	02/13→					
E 350 BlueTEC	185	03/13→					
E 350 BlueTEC / d (207.326)	190	05/14→					
E 350 CDI	195	04/11→					
E 400	245	06/13→					
E 400 (207.361)	245	07/14→					
E 500 (207.373)	300	09/11→					
E 350 CDI (207.322)	170	01/09→	→	05/09→	2	<b>11.8116-0340.1 390595</b>	ATE
E 350 CGI (207.357)	215	01/09→					
E 500 (207.372)	285	01/09→					
<b>Führungshülzensatz, Bremssattel</b>							
E 200 (207.334)	135	06/13→	→			<b>11.0101-5407.2 260011</b>	ATE
E 250 (207.336)	155	06/13→					
E 300 (207.355)	185	04/11→					
E 320 (207.362)	200	07/14→					
E 350 (207.356)	200	05/11→					
E 350 (207.356)	225	04/11→					
E 350 4-matic (207.388)	225	02/13→					
E 350 BlueTEC	185	03/13→					
E 350 BlueTEC / d (207.326)	190	05/14→					
E 350 CDI	195	04/11→					
E 400	245	06/13→					
E 400 (207.361)	245	07/14→					
E 500 (207.373)	300	09/11→					
E 350 CDI (207.322)	170	01/09→	→	05/09→		<b>11.0101-5407.2 260011</b>	ATE
E 350 CGI (207.357)	215	01/09→					
E 500 (207.372)	285	01/09→					
<b>Führungsbolzen, Bremssattel</b>							
E 300 (207.355)	185	04/11→				<b>11.8171-0008.1 990049</b>	ATE
E 320 (207.362)	200	07/14→					
E 350 (207.356)	200	05/11→					
E 350 (207.356)	225	04/11→					
E 350 4-matic (207.388)	225	02/13→					
E 350 BlueTEC	185	03/13→					
E 350 BlueTEC / d (207.326)	190	05/14→					
E 350 CDI	195	04/11→					
E 400	245	06/13→					
E 400 (207.361)	245	07/14→					
↓							

















	kW					! #			
<b>MERCEDES-BENZ - E-KLASSE Coupe (C207) 01/09→</b>									
<b>Führungsbolzen, Bremsattel</b>									
E 350 CDI (207.322)	170	01/09→		05/09→		11.8171-0008.1	990049	ATE	
E 350 CGI (207.357)	215	01/09→							
E 500 (207.372)	285	01/09→							
E 500 (207.373)	300	09/11→				11.8171-0008.1	990049	ATE	
						11.8171-0096.1	250155	ATE	
<b>Bremsschlauch</b>									
E 200 (207.334)	135	06/13→	←			2	83.7705-0386.3	330828	L= 385
E 200 CGI (207.348)	135	01/10→							
E 220 BlueTEC (207.301)	130	05/14→	→			2	24.5172-0305.3	331312	L= 305
E 220 CDI	120	07/14→							
E 220 CDI / d (207.302)	125	01/10→							
E 250 (207.336)	155	06/13→							
E 300 (207.355)	185	04/11→							
E 320 (207.362)	200	07/14→							
E 350 (207.356)	200	05/11→							
E 350 (207.356)	225	04/11→							
E 350 BlueTEC	185	03/13→							
E 350 BlueTEC / d (207.326)	190	05/14→							
E 350 CDI	195	04/11→							
E 400	245	06/13→							
E 400 (207.361)	245	07/14→							
E 500 (207.373)	300	09/11→							
E 250 CDI / BlueTEC / d (207.303)	150	01/09→	←	05/09→		2	83.7705-0386.3	330828	L= 385
E 250 CGI (207.347)	150	01/09→	→	05/09→		2	24.5172-0305.3	331312	L= 305
E 350 CDI (207.322)	170	01/09→							
E 350 CGI (207.357)	215	01/09→							
E 500 (207.372)	285	01/09→							
E 350 4-matic (207.388)	225	02/13→	→			2	24.5172-0305.3	331312	L= 305
<b>MERCEDES-BENZ - E-KLASSE Kombi (S124) 06/93→06/96</b>									
<b>Bremssattel</b>									
E 200 T (124.079)	100	06/93→06/96	←	☐			24.3541-1603.5	240037	TRW Ø 54 - Halter
E 220 T (124.082)	110	06/93→06/96		☐					
E 250 Turbo D	93	06/93→06/96	←	☐			24.3541-1604.5	240038	TRW Ø 54 - Halter
E 280 T (124.088)	145	06/93→06/96	→	☐			24.9238-8035.5	230025	ATE Ø 38
E 280 T (124.088)	142	06/93→06/96		☐					
E 300 TD (124.191)	100	06/93→06/96	→	☐			24.9238-8036.5	230026	ATE Ø 38
E 300 T Turbo-D (124.193)	108	06/93→06/96		☐					
E 250 TD (124.186)	83	06/93→06/96	←	☐			24.3541-1725.5	240003	TRW Ø 54 - Halter
			←	☐			24.3541-1726.5	240004	TRW Ø 54 - Halter
			→	☐			24.9238-8035.5	230025	ATE Ø 38
			→	☐			24.9238-8036.5	230026	ATE Ø 38
E 300 T 4-matic (124.290)	132	06/93→06/96	→	☐			24.9238-8035.5	230025	ATE Ø 38
E 300 T Turbo-D 4-matic (124.393)	108	06/93→06/96	→	☐			24.9238-8036.5	230026	ATE Ø 38
<b>Führungshülzensatz, Bremsattel</b>									
E 250 TD (124.186)	83	06/93→06/96	←				11.0101-5403.2	260010	TRW
<b>Dichtungssatz, Bremsattel</b>									
E 200 T (124.079)	100	06/93→06/96	→				13.0441-3817.2	250071	ATE
E 220 T (124.082)	110	06/93→06/96							
E 250 Turbo D	93	06/93→06/96							
E 280 T (124.088)	145	06/93→06/96							
E 280 T (124.088)	142	06/93→06/96							
E 300 T 4-matic (124.290)	132	06/93→06/96							
E 300 TD (124.191)	100	06/93→06/96							
E 300 T Turbo-D (124.193)	108	06/93→06/96							
E 300 T Turbo-D 4-matic (124.393)	108	06/93→06/96							
E 250 TD (124.186)	83	06/93→06/96	←				11.0441-5404.2	250029	Lucas
			→				13.0441-3817.2	250071	ATE
E 300 TE-24 AMG (124.091)	162	06/93→06/96	←				13.0441-4214.2	250091	ATE
E 320 T (124.092)	162	06/93→06/96	←	F 242722→			13.0441-4214.2	250091	ATE
			←	→ F 242721			13.0441-4214.2	250091	ATE
↓									








	kW			 	! #		
<b>MERCEDES-BENZ - E-KLASSE Kombi (S124) 06/93→06/96</b>							
<b>Dichtungssatz, Bremssattel</b>							
E 320 T (124.092)	162	06/93→06/96	➡	F 323056→		13.0441-3606.2 250147	ATE
E 36 T AMG (124.092)	200	05/94→06/96	➡	F 323056→		13.0441-3606.2 250147	ATE
<b>Zubehörsatz, Bremssattel</b>							
E 200 T (124.079)	100	06/93→06/96				24.0101-3601.2 260044	TRW
E 220 T (124.082)	110	06/93→06/96					
E 250 Turbo D	93	06/93→06/96					
E 280 T (124.088)	145	06/93→06/96					
E 280 T (124.088)	142	06/93→06/96					
E 300 TD (124.191)	100	06/93→06/96					
E 300 T Turbo-D (124.193)	108	06/93→06/96					
<b>Schraube, Bremssattel</b>							
E 200 T (124.079)	100	06/93→06/96			4	13.8190-0242.1 990124	M12x1,5
E 220 T (124.082)	110	06/93→06/96					
E 250 TD (124.186)	83	06/93→06/96					
E 250 Turbo D	93	06/93→06/96					
E 280 T (124.088)	145	06/93→06/96					
E 280 T (124.088)	142	06/93→06/96					
E 300 TD (124.191)	100	06/93→06/96					
E 300 T Turbo-D (124.193)	108	06/93→06/96					
E 36 T AMG (124.092)	200	05/94→06/96					
E 300 T 4-matic (124.290)	132	06/93→06/96			4	13.8190-0330.1 990134	M12x1,5
E 300 T Turbo-D 4-matic (124.393)	108	06/93→06/96					
E 320 T (124.092)	162	06/93→06/96		F 242722→	4	13.8190-0242.1 990124	M12x1,5
<b> Bremsschlauch</b>							
E 200 T (124.079)	100	06/93→06/96	←		2	24.5101-0346.3 331406	L= 346
E 220 T (124.082)	110	06/93→06/96					
E 250 TD (124.186)	83	06/93→06/96	➡		2	83.7704-0281.3 330804	L= 280
E 250 Turbo D	93	06/93→06/96					
E 280 T (124.088)	145	06/93→06/96					
E 280 T (124.088)	142	06/93→06/96					
E 300 TD (124.191)	100	06/93→06/96					
E 300 TE-24 AMG (124.091)	162	06/93→06/96					
E 300 T Turbo-D (124.193)	108	06/93→06/96					
E 320 T (124.092)	162	06/93→06/96					
E 36 T AMG (124.092)	200	05/94→06/96					
E 300 T 4-matic (124.290)	132	06/93→06/96	←		2	83.6154-0526.3 330285	L= 525
E 300 T Turbo-D 4-matic (124.393)	108	06/93→06/96	➡		2	83.7704-0281.3 330804	L= 280
<b>MERCEDES-BENZ - E-KLASSE Kombi (S210) 06/96→03/03</b>							
<b> Bremssattel</b>							
E 200 T (210.235)	100	06/96→08/00	←	☐		11.3571-8512.2 220316	ATE Ø 57 - Halter
E 200 T Kompressor (210.248)	120	08/00→03/03				24.3571-8512.5 240492	ATE Ø 57 - Halter
E 230 T (210.237)	110	06/96→06/97	←	☐		24.3571-8511.5 240491	ATE Ø 57 - Halter
E 240 T (210.262)	125	08/00→03/03	➡	☐		13.2401-8013.2 210051	ATE Ø 40
			➡	☐		13.2401-8014.2 210052	ATE Ø 40
			➡	☐		24.9240-8013.5 230019	ATE Ø 40
			➡	☐		24.9240-8014.5 230020	ATE Ø 40
E 200 T Kompressor (210.245)	137	06/97→03/03	←	☐; 09/97→		11.3571-8509.2 220313	ATE Ø 57 - Halter
			←	☐; 09/97→		11.3571-8510.2 220314	ATE Ø 57 - Halter
			➡	☐; 09/97→		13.2401-8013.2 210051	ATE Ø 40
			➡	☐; 09/97→		13.2401-8014.2 210052	ATE Ø 40
			➡	☐; 09/97→		24.9240-8013.5 230019	ATE Ø 40
			➡	☐; 09/97→		24.9240-8014.5 230020	ATE Ø 40
E 220 T CDI (210.206)	100	05/99→03/03	←	☐; Radstand [mm]: 3.570		11.3571-8509.2 220313	ATE Ø 57 - Halter
E 220 T CDI (210.206)	105	07/99→03/03					
E 290 T Turbo-D (210.217)	95	06/96→07/99	←	☐; Radstand [mm]: 3.570		11.3571-8510.2 220314	ATE Ø 57 - Halter
			←	☐; Radstand [mm]: 2.833		11.3571-8512.2 220316	ATE Ø 57 - Halter
						24.3571-8512.5 240492	ATE Ø 57 - Halter
			←	☐; Radstand [mm]: 2.833		24.3571-8511.5 240491	ATE Ø 57 - Halter
↓							







	kW				! #		
<b>MERCEDES-BENZ - E-KLASSE Kombi (S210) 06/96→03/03</b>							
 <b>Bremssattel</b>							
E 220 T CDI (210.206) E 220 T CDI (210.206) E 290 T Turbo-D (210.217)	100 105 95	05/99→03/03 07/99→03/03 06/96→07/99				13.2401-8013.2 210051 13.2401-8014.2 210052 24.9240-8013.5 230019 24.9240-8014.5 230020	ATE Ø 40 ATE Ø 40 ATE Ø 40 ATE Ø 40
E 220 T CDI (210.206)	92	06/98→07/99	; 07/98→; Radstand [mm]: 3.570 ; 07/98→; Radstand [mm]: 3.570 ; 07/98→; Radstand [mm]: 2.833 ; 07/98→; Radstand [mm]: 2.833 ; 07/98→ ; 07/98→ ; 07/98→ ; 07/98→			11.3571-8509.2 220313 11.3571-8510.2 220314 11.3571-8512.2 220316 24.3571-8512.5 240492 24.3571-8511.5 240491 13.2401-8013.2 210051 13.2401-8014.2 210052 24.9240-8013.5 230019 24.9240-8014.5 230020	ATE Ø 57 - Halter ATE Ø 57 - Halter ATE Ø 57 - Halter ATE Ø 57 - Halter ATE Ø 40 ATE Ø 40 ATE Ø 40 ATE Ø 40
E 240 T (210.261) E 250 T Turbo-D (210.215)	125 110	06/97→03/03 06/97→07/99	; 09/97→ ; 09/97→ ; 09/97→ ; 09/97→ ; 09/97→ ; 09/97→			11.3571-8512.2 220316 24.3571-8512.5 240492 24.3571-8511.5 240491 13.2401-8013.2 210051 13.2401-8014.2 210052 24.9240-8013.5 230019 24.9240-8014.5 230020	ATE Ø 57 - Halter ATE Ø 57 - Halter ATE Ø 57 - Halter ATE Ø 40 ATE Ø 40 ATE Ø 40 ATE Ø 40
E 250 T D (210.210)	83	06/96→07/99	; Radstand [mm]: 3.570 ; Radstand [mm]: 3.570 ; für Rechtslenker; Radstand [mm]: 2.833 ; Radstand [mm]: 2.833 ; für Rechtslenker; Radstand [mm]: 2.833 ; Radstand [mm]: 2.833 ; Radstand [mm]: 2.833 ; Radstand [mm]: 3.570 ; für Rechtslenker; Radstand [mm]: 2.833 ; für Rechtslenker; Radstand [mm]: 2.833 ; Radstand [mm]: 2.833 ; Radstand [mm]: 3.570 ; Radstand [mm]: 3.570 ; Radstand [mm]: 2.833 ; für Rechtslenker; Radstand [mm]: 2.833 ; für Rechtslenker; Radstand [mm]: 2.833 ; Radstand [mm]: 2.833 ; Radstand [mm]: 3.570 ; Radstand [mm]: 3.570			11.3571-8509.2 220313 11.3571-8510.2 220314 11.3571-8512.2 220316 24.3571-8512.5 240492 11.3571-8512.2 220316 24.3571-8512.5 240492 24.3571-8511.5 240491 24.3571-8511.5 240491 24.3571-8511.5 240491 24.3571-8511.5 240491 24.3571-8511.5 240491 13.2401-8013.2 210051 13.2401-8013.2 210051 13.2401-8014.2 210052 13.2401-8014.2 210052 24.9240-8013.5 230019 24.9240-8013.5 230019 24.9240-8013.5 230019 24.9240-8013.5 230019 24.9240-8014.5 230020 24.9240-8014.5 230020 24.9240-8014.5 230020 24.9240-8014.5 230020	ATE Ø 57 - Halter ATE Ø 57 - Halter ATE Ø 57 - Halter ATE Ø 57 - Halter ATE Ø 57 - Halter ATE Ø 57 - Halter ATE Ø 40 ATE Ø 40 ATE Ø 40 ATE Ø 40 ATE Ø 40 ATE Ø 40 ATE Ø 40 ATE Ø 40 ATE Ø 40 ATE Ø 40 ATE Ø 40 ATE Ø 40 ATE Ø 40 ATE Ø 40 ATE Ø 40 ATE Ø 40 ATE Ø 40
E 270 T CDI E 270 T CDI (210.216)	120 125	02/00→03/03 07/99→03/03	     			11.3571-8509.2 220313 11.3571-8510.2 220314 13.2401-8013.2 210051 13.2401-8014.2 210052 13.9421-7009.2 210269 24.9240-8013.5 230019 13.9421-7010.2 210270 24.9240-8014.5 230020	ATE Ø 57 - Halter ATE Ø 57 - Halter ATE Ø 40 ATE Ø 40 ATE Ø 42 ATE Ø 40 ATE Ø 42 ATE Ø 40
E 280 T (210.263)	150	12/96→03/03	; Radstand [mm]: 3.570 ; Radstand [mm]: 3.570 ; Radstand [mm]: 3.570 ; Radstand [mm]: 3.570			11.3571-8509.2 220313 11.3571-8510.2 220314 13.2401-8013.2 210051 13.2401-8014.2 210052	ATE Ø 57 - Halter ATE Ø 57 - Halter ATE Ø 40 ATE Ø 40
↓							

	kw			 	! #				
<b>MERCEDES-BENZ - E-KLASSE Kombi (S210) 06/96→03/03</b>									
<b>Bremssattel</b>									
E 280 T (210.263)	150	12/96→03/03	→	☐		13.9421-7009.2	210269	ATE Ø 42	
			→	☐		13.9421-7010.2	210270	ATE Ø 42	
			→	☐; Radstand [mm]: 3.570		24.9240-8013.5	230019	ATE Ø 40	
			→	☐; Radstand [mm]: 3.570		24.9240-8014.5	230020	ATE Ø 40	
E 280 T 4-matic (210.281) E 300 T Turbo-D (210.225) E 320 T (210.265) E 320 T CDI (210.226)	150	12/96→03/03	←	☐		11.3571-8509.2	220313	ATE Ø 57 - Halter	
	130	12/96→07/99	←	☐		11.3571-8510.2	220314	ATE Ø 57 - Halter	
	165 145	12/96→03/03	→	☐		13.2401-8013.2	210051	ATE Ø 40	
		07/99→03/03	→	☐		13.2401-8014.2	210052	ATE Ø 40	
		→	☐		24.9240-8013.5	230019	ATE Ø 40		
		→	☐		24.9240-8014.5	230020	ATE Ø 40		
E 320 T 4-matic (210.282)	165	12/96→03/03	←	☐; 06/97→		11.3571-8509.2	220313	ATE Ø 57 - Halter	
			←	☐; 06/97→		11.3571-8510.2	220314	ATE Ø 57 - Halter	
			→	☐; 06/97→		13.2401-8013.2	210051	ATE Ø 40	
			→	☐; 06/97→		13.2401-8014.2	210052	ATE Ø 40	
			→	☐; 06/97→		24.9240-8013.5	230019	ATE Ø 40	
			→	☐; 06/97→		24.9240-8014.5	230020	ATE Ø 40	
E 420 T (210.272)	205	06/96→06/97	←	☐; A 962232 / X 027614→		11.9441-9971.2	220839	ATE Ø 44 - Halter	
			←	☐; A 962232 / X 027614→		11.9441-9972.2	220840	ATE Ø 44 - Halter	
			←	☐; → A 962231 / X 027613		13.4421-8010.2	210229	ATE Ø1 42 Ø2 38	
			→	☐		13.2401-8013.2	210051	ATE Ø 40	
			→	☐		13.2401-8014.2	210052	ATE Ø 40	
			→	☐		24.9240-8013.5	230019	ATE Ø 40	
			→	☐		24.9240-8014.5	230020	ATE Ø 40	
E 430 T (210.270)	205	06/97→03/03	←	☐; A 962232 / X 027614→		11.9441-9971.2	220839	ATE Ø 44 - Halter	
			←	☐; A 962232 / X 027614→		11.9441-9972.2	220840	ATE Ø 44 - Halter	
			←	☐; 09/97→; → A 962231 / X 027613		13.4421-8010.2	210229	ATE Ø1 42 Ø2 38	
			→	☐; 09/97→		13.2401-8013.2	210051	ATE Ø 40	
			→	☐; 09/97→		13.2401-8014.2	210052	ATE Ø 40	
			→	☐; 05/99→		13.9421-7009.2	210269	ATE Ø 42	
			→	☐; 05/99→		13.9421-7010.2	210270	ATE Ø 42	
			→	☐; 09/97→		24.9240-8013.5	230019	ATE Ø 40	
			→	☐; 09/97→		24.9240-8014.5	230020	ATE Ø 40	
E 430 T 4-matic (210.283)	205	05/99→03/03	←	☐		11.9441-9971.2	220839	ATE Ø 44 - Halter	
			←	☐		11.9441-9972.2	220840	ATE Ø 44 - Halter	
			→	☐		13.9421-7009.2	210269	ATE Ø 42	
			→	☐		24.9246-8001.5	230021	ATE Ø 46	
			→	☐		13.9421-7010.2	210270	ATE Ø 42	
E 55 T AMG (210.274)	260	08/97→03/03	→	☐; 09/97→		24.9246-8001.5	230021	ATE Ø 46	
			→	☐; 09/97→		24.9246-8002.5	230022	ATE Ø 46	
E 55 T AMG 4-matic (210.274)	260	03/01→03/03	→	☐		24.9246-8001.5	230021	ATE Ø 46	
			→	☐		24.9246-8002.5	230022	ATE Ø 46	
<b>Halter, Bremssattel</b>									
E 200 T (210.235) E 200 T Kompressor (210.248)	100	06/96→08/00	←			2	11.8170-0401.1	260103	ATE
	120	08/00→03/03							
E 230 T (210.237) E 240 T (210.262)	110	06/96→06/97	←				11.8170-0401.1	260103	ATE
	125	08/00→03/03							
E 220 T CDI (210.206) E 220 T CDI (210.206) E 290 T Turbo-D (210.217)	100	05/99→03/03	←		Radstand [mm]: 2.833	2	11.8170-0401.1	260103	ATE
	105	07/99→03/03							
	95	06/96→07/99							
E 220 T CDI (210.206)	92	06/98→07/99	←		07/98→; Radstand [mm]: 2.833	2	11.8170-0401.1	260103	ATE
E 240 T (210.261) E 250 T Turbo-D (210.215)	125	06/97→03/03	←				11.8170-0401.1	260103	ATE
	110	06/97→07/99							
E 250 T D (210.210)	83	06/96→07/99	←		für Rechtslenker; Radstand [mm]: 2.833	2	11.8170-0401.1	260103	ATE
↓									









	kW			 	! #		
<b>MERCEDES-BENZ - E-KLASSE Kombi (S210) 06/96→03/03</b>							
<b>Halter, Bremsattel</b>							
E 250 T D (210.210)	83	06/96→07/99	←	Radstand [mm]: 2.833	2	11.8170-0401.1 260103	ATE
<b>Feder, Bremsattel</b>							
E 200 T (210.235)	100	06/96→08/00	←		2	11.8116-0253.1 390512	ATE
E 200 T Kompressor (210.248)	120	08/00→03/03					
E 230 T (210.237)	110	06/96→06/97					
E 240 T (210.262)	125	08/00→03/03					
E 270 T CDI	120	02/00→03/03					
E 270 T CDI (210.216)	125	07/99→03/03					
E 280 T 4-matic (210.281)	150	12/96→03/03					
E 300 T Turbo-D (210.225)	130	12/96→07/99					
E 320 T (210.265)	165	12/96→03/03					
E 320 T CDI (210.226)	145	07/99→03/03					
E 200 T Kompressor (210.245)	137	06/97→03/03	←	09/97→	2	11.8116-0253.1 390512	ATE
E 240 T (210.261)	125	06/97→03/03					
E 250 T Turbo-D (210.215)	110	06/97→07/99					
E 220 T CDI (210.206)	100	05/99→03/03	←	Radstand [mm]: 3.570	2	11.8116-0253.1 390512	ATE
E 220 T CDI (210.206)	105	07/99→03/03					
E 290 T Turbo-D (210.217)	95	06/96→07/99	←	Radstand [mm]: 2.833	2	11.8116-0253.1 390512	ATE
E 220 T CDI (210.206)	92	06/98→07/99	←	07/98→; Radstand [mm]: 3.570	2	11.8116-0253.1 390512	ATE
			←	07/98→; Radstand [mm]: 2.833	2	11.8116-0253.1 390512	ATE
E 250 T D (210.210)	83	06/96→07/99	←	für Rechtslenker; Radstand [mm]: 2.833	2	11.8116-0253.1 390512	ATE
			←	Radstand [mm]: 3.570	2	11.8116-0253.1 390512	ATE
			←	Radstand [mm]: 2.833	2	11.8116-0253.1 390512	ATE
E 280 T (210.263)	150	12/96→03/03	←	Radstand [mm]: 3.570	2	11.8116-0253.1 390512	ATE
E 320 T 4-matic (210.282)	165	12/96→03/03	←	06/97→	2	11.8116-0253.1 390512	ATE
E 55 T AMG (210.274)	260	08/97→03/03		09/97→	2	11.8116-0133.1 390511	ATE
E 55 T AMG 4-matic (210.274)	260	03/01→03/03			2	11.8116-0133.1 390511	ATE
<b>Führungshülzensatz, Bremsattel</b>							
E 200 T (210.235)	100	06/96→08/00	←			11.0101-5407.2 260011	ATE
E 200 T Kompressor (210.248)	120	08/00→03/03					
E 230 T (210.237)	110	06/96→06/97					
E 240 T (210.262)	125	08/00→03/03					
E 270 T CDI	120	02/00→03/03					
E 270 T CDI (210.216)	125	07/99→03/03					
E 280 T 4-matic (210.281)	150	12/96→03/03					
E 300 T Turbo-D (210.225)	130	12/96→07/99					
E 320 T (210.265)	165	12/96→03/03					
E 320 T CDI (210.226)	145	07/99→03/03					
E 200 T Kompressor (210.245)	137	06/97→03/03	←	09/97→		11.0101-5407.2 260011	ATE
E 240 T (210.261)	125	06/97→03/03					
E 250 T Turbo-D (210.215)	110	06/97→07/99					
E 220 T CDI (210.206)	100	05/99→03/03	←	Radstand [mm]: 2.833		11.0101-5407.2 260011	ATE
E 220 T CDI (210.206)	105	07/99→03/03					
E 290 T Turbo-D (210.217)	95	06/96→07/99	←	Radstand [mm]: 3.570		11.0101-5407.2 260011	ATE
E 220 T CDI (210.206)	92	06/98→07/99	←	07/98→; Radstand [mm]: 3.570		11.0101-5407.2 260011	ATE
			←	07/98→; Radstand [mm]: 2.833		11.0101-5407.2 260011	ATE
E 250 T D (210.210)	83	06/96→07/99	←	Radstand [mm]: 2.833		11.0101-5407.2 260011	ATE
			←	für Rechtslenker; Radstand [mm]: 2.833		11.0101-5407.2 260011	ATE
			←	Radstand [mm]: 3.570		11.0101-5407.2 260011	ATE
E 280 T (210.263)	150	12/96→03/03	←	Radstand [mm]: 3.570		11.0101-5407.2 260011	ATE
E 320 T 4-matic (210.282)	165	12/96→03/03	←	06/97→		11.0101-5407.2 260011	ATE
E 420 T (210.272)	205	06/96→06/97	←	A 962232 / X 027614→		11.0101-7003.2 260124	ATE
E 430 T (210.270)	205	06/97→03/03					
E 430 T 4-matic (210.283)	205	05/99→03/03	←			11.0101-7003.2 260124	ATE
			↓				

	kW			 	! #		
<b>MERCEDES-BENZ - E-KLASSE Kombi (S210) 06/96→03/03</b>							
<b>Führungsbolzen, Bremsattel</b>							
E 200 T (210.235)	100	06/96→08/00	←			11.8171-0008.1	990049 ATE
E 200 T Kompressor (210.248)	120	08/00→03/03					
E 230 T (210.237)	110	06/96→06/97					
E 240 T (210.262)	125	08/00→03/03					
E 270 T CDI	120	02/00→03/03					
E 270 T CDI (210.216)	125	07/99→03/03					
E 280 T 4-matic (210.281)	150	12/96→03/03					
E 300 T Turbo-D (210.225)	130	12/96→07/99					
E 320 T (210.265)	165	12/96→03/03					
E 320 T CDI (210.226)	145	07/99→03/03					
E 200 T Kompressor (210.245)	137	06/97→03/03	←	09/97→		11.8171-0008.1	990049 ATE
E 240 T (210.261)	125	06/97→03/03					
E 250 T Turbo-D (210.215)	110	06/97→07/99					
E 220 T CDI (210.206)	100	05/99→03/03	←	Radstand [mm]: 2.833		11.8171-0008.1	990049 ATE
E 220 T CDI (210.206)	105	07/99→03/03					
E 290 T Turbo-D (210.217)	95	06/96→07/99	←	Radstand [mm]: 3.570		11.8171-0008.1	990049 ATE
E 220 T CDI (210.206)	92	06/98→07/99	←	07/98→; Radstand [mm]: 3.570		11.8171-0008.1	990049 ATE
			←	07/98→; Radstand [mm]: 2.833		11.8171-0008.1	990049 ATE
E 250 T D (210.210)	83	06/96→07/99	←	Radstand [mm]: 2.833		11.8171-0008.1	990049 ATE
			←	für Rechtslenker; Radstand [mm]: 2.833		11.8171-0008.1	990049 ATE
			←	Radstand [mm]: 3.570		11.8171-0008.1	990049 ATE
E 280 T (210.263)	150	12/96→03/03	←	Radstand [mm]: 3.570		11.8171-0008.1	990049 ATE
E 320 T 4-matic (210.282)	165	12/96→03/03	←	06/97→		11.8171-0008.1	990049 ATE
E 420 T (210.272)	205	06/96→06/97		A 962232 / X 027614→		11.8171-0096.1	250155 ATE
E 430 T (210.270)	205	06/97→03/03					
E 430 T 4-matic (210.283)	205	05/99→03/03				11.8171-0096.1	250155 ATE
<b>Dichtungssatz, Bremsattel</b>							
E 200 T (210.235)	100	06/96→08/00	←			11.0441-5703.2	250145 ATE
E 200 T Kompressor (210.248)	120	08/00→03/03	→			13.0441-4020.2	250084 ATE
E 230 T (210.237)	110	06/96→06/97					
E 240 T (210.262)	125	08/00→03/03					
E 280 T 4-matic (210.281)	150	12/96→03/03					
E 300 T Turbo-D (210.225)	130	12/96→07/99					
E 320 T (210.265)	165	12/96→03/03					
E 320 T CDI (210.226)	145	07/99→03/03					
E 200 T Kompressor (210.245)	137	06/97→03/03	←	09/97→		11.0441-5703.2	250145 ATE
E 240 T (210.261)	125	06/97→03/03	→	09/97→		13.0441-4020.2	250084 ATE
E 250 T Turbo-D (210.215)	110	06/97→07/99					
E 220 T CDI (210.206)	100	05/99→03/03	←	Radstand [mm]: 2.833		11.0441-5703.2	250145 ATE
E 220 T CDI (210.206)	105	07/99→03/03					
E 290 T Turbo-D (210.217)	95	06/96→07/99	←	Radstand [mm]: 3.570		11.0441-5703.2	250145 ATE
			→			13.0441-4020.2	250084 ATE
E 220 T CDI (210.206)	92	06/98→07/99	←	07/98→; Radstand [mm]: 3.570		11.0441-5703.2	250145 ATE
			←	07/98→; Radstand [mm]: 2.833		11.0441-5703.2	250145 ATE
			→	07/98→		13.0441-4020.2	250084 ATE
E 250 T D (210.210)	83	06/96→07/99	←	für Rechtslenker; Radstand [mm]: 2.833		11.0441-5703.2	250145 ATE
			←	Radstand [mm]: 2.833		11.0441-5703.2	250145 ATE
			←	Radstand [mm]: 3.570		11.0441-5703.2	250145 ATE
			→	für Rechtslenker; Radstand [mm]: 2.833		13.0441-4020.2	250084 ATE
			→	Radstand [mm]: 2.833		13.0441-4020.2	250084 ATE
			→	Radstand [mm]: 3.570		13.0441-4020.2	250084 ATE
E 270 T CDI	120	02/00→03/03	←			11.0441-5703.2	250145 ATE
E 270 T CDI (210.216)	125	07/99→03/03	→			13.0441-4020.2	250084 ATE
						13.0441-4216.2	250093 ATE
E 280 T (210.263)	150	12/96→03/03	←	Radstand [mm]: 3.570		11.0441-5703.2	250145 ATE
			→	Radstand [mm]: 3.570		13.0441-4020.2	250084 ATE
↓							








	kW			 	! #		
<b>MERCEDES-BENZ - E-KLASSE Kombi (S210) 06/96→03/03</b>							
<b>Dichtungssatz, Bremssattel</b>							
E 280 T (210.263)	150	12/96→03/03	➔			13.0441-4216.2 250093	ATE
E 320 T 4-matic (210.282)	165	12/96→03/03	➔	06/97→		11.0441-5703.2 250145	ATE
			➔	06/97→		13.0441-4020.2 250084	ATE
E 420 T (210.272)	205	06/96→06/97	➔	→ A 962231 / X 027613		13.0441-4214.2 250091	ATE
			➔			13.0441-4020.2 250084	ATE
E 430 T (210.270)	205	06/97→03/03	➔	09/97→; → A 962231 / X 027613		13.0441-4214.2 250091	ATE
			➔	09/97→		13.0441-4020.2 250084	ATE
			➔	05/99→		13.0441-4216.2 250093	ATE
E 430 T 4-matic (210.283)	205	05/99→03/03	➔			13.0441-4216.2 250093	ATE
			➔			13.0441-4601.2 250099	ATE
E 55 T AMG (210.274)	260	08/97→03/03	➔	09/97→		13.0441-4601.2 250099	ATE
E 55 T AMG 4-matic (210.274)	260	03/01→03/03	➔			13.0441-4601.2 250099	ATE
<b>Schraube, Bremssattel</b>							
E 200 T (210.235)	100	06/96→08/00	➔		4	13.8190-0330.1 990134	M12x1,5
E 200 T Kompressor (210.248)	120	08/00→03/03	➔				
E 230 T (210.237)	110	06/96→06/97					
E 270 T CDI	120	02/00→03/03					
E 270 T CDI (210.216)	125	07/99→03/03					
E 280 T 4-matic (210.281)	150	12/96→03/03					
E 300 T Turbo-D (210.225)	130	12/96→07/99					
E 320 T (210.265)	165	12/96→03/03					
E 320 T CDI (210.226)	145	07/99→03/03					
E 55 T AMG 4-matic (210.274)	260	03/01→03/03					
E 200 T Kompressor (210.245)	137	06/97→03/03	➔	09/97→	4	13.8190-0330.1 990134	M12x1,5
E 250 T Turbo-D (210.215)	110	06/97→07/99					
E 55 T AMG (210.274)	260	08/97→03/03					
E 220 T CDI (210.206)	100	05/99→03/03	➔	Radstand [mm]: 2.833	4	13.8190-0330.1 990134	M12x1,5
E 220 T CDI (210.206)	105	07/99→03/03	➔	Radstand [mm]: 3.570	4	13.8190-0330.1 990134	M12x1,5
E 290 T Turbo-D (210.217)	95	06/96→07/99	➔				
E 220 T CDI (210.206)	92	06/98→07/99	➔	07/98→; Radstand [mm]: 2.833	4	13.8190-0330.1 990134	M12x1,5
			➔	07/98→; Radstand [mm]: 3.570	4	13.8190-0330.1 990134	M12x1,5
E 240 T (210.261)	125	06/97→03/03	➔	09/97→; - ESP	4	13.8190-0330.1 990134	M12x1,5
			➔	09/97→; + ESP	4	13.8190-0330.1 990134	M12x1,5
E 240 T (210.262)	125	08/00→03/03	➔	+ ESP	4	13.8190-0330.1 990134	M12x1,5
			➔	- ESP	4	13.8190-0330.1 990134	M12x1,5
E 250 T D (210.210)	83	06/96→07/99	➔	Radstand [mm]: 2.833; für Italien	4	13.8190-0330.1 990134	M12x1,5
			➔	für Rechtslenker; Radstand [mm]: 2.833	4	13.8190-0330.1 990134	M12x1,5
			➔	Radstand [mm]: 3.570	4	13.8190-0330.1 990134	M12x1,5
E 280 T (210.263)	150	12/96→03/03	➔	Radstand [mm]: 3.570	4	13.8190-0330.1 990134	M12x1,5
E 320 T 4-matic (210.282)	165	12/96→03/03	➔	06/97→	4	13.8190-0330.1 990134	M12x1,5
E 420 T (210.272)	205	06/96→06/97	➔	A 962232 / X 027614→	4	13.8190-0330.1 990134	M12x1,5
			➔	→ A 962231 / X 027613	4	13.8190-0330.1 990134	M12x1,5
E 430 T (210.270)	205	06/97→03/03	➔	A 962232 / X 027614→	4	13.8190-0330.1 990134	M12x1,5
			➔	09/97→; → A 962231 / X 027613	4	13.8190-0330.1 990134	M12x1,5
E 430 T 4-matic (210.283)	205	05/99→03/03			4	13.8190-0330.1 990134	M12x1,5
<b>Bremsschlauch</b>							
E 200 T (210.235)	100	06/96→08/00	➔		2	83.7705-0386.3 330828	L= 385
E 200 T Kompressor (210.248)	120	08/00→03/03	➔		2	24.5123-0281.3 330877	L= 280
E 220 T CDI (210.206)	100	05/99→03/03					
E 220 T CDI (210.206)	105	07/99→03/03					
E 230 T (210.237)	110	06/96→06/97					
E 240 T (210.262)	125	08/00→03/03					
E 270 T CDI	120	02/00→03/03					
E 270 T CDI (210.216)	125	07/99→03/03					
↓							








	kw				! #		
<b>MERCEDES-BENZ - E-KLASSE Kombi (S210) 06/96→03/03</b>							
<b>Bremsschlauch</b>							
E 290 T Turbo-D (210.217)	95	06/96→07/99	←		2	83.7705-0386.3 330828	L= 385
E 300 T Turbo-D (210.225)	130	12/96→07/99	→		2	24.5123-0281.3 330877	L= 280
E 320 T (210.265)	165	12/96→03/03					
E 320 T CDI (210.226)	145	07/99→03/03					
E 420 T (210.272)	205	06/96→06/97					
E 55 T AMG 4-matic (210.274)	260	03/01→03/03					
E 200 T Kompressor (210.245)	137	06/97→03/03	←	09/97→	2	83.7705-0386.3 330828	L= 385
E 240 T (210.261)	125	06/97→03/03	→	09/97→	2	24.5123-0281.3 330877	L= 280
E 250 T Turbo-D (210.215)	110	06/97→07/99					
E 430 T (210.270)	205	06/97→03/03					
E 55 T AMG (210.274)	260	08/97→03/03					
E 220 T CDI (210.206)	92	06/98→07/99	←	07/98→	2	83.7705-0386.3 330828	L= 385
			→	07/98→	2	24.5123-0281.3 330877	L= 280
E 250 T D (210.210)	83	06/96→07/99	←	Radstand [mm]: 3.570	2	83.7705-0386.3 330828	L= 385
			←	für Rechtslenker; Radstand [mm]: 2.833	2	83.7705-0386.3 330828	L= 385
			←	Radstand [mm]: 2.833	2	83.7705-0386.3 330828	L= 385
			→	Radstand [mm]: 3.570	2	24.5123-0281.3 330877	L= 280
			→	für Rechtslenker; Radstand [mm]: 2.833	2	24.5123-0281.3 330877	L= 280
			→	Radstand [mm]: 2.833	2	24.5123-0281.3 330877	L= 280
E 280 T (210.263)	150	12/96→03/03	←	Radstand [mm]: 3.570	2	83.7705-0386.3 330828	L= 385
			→	Radstand [mm]: 3.570	2	24.5123-0281.3 330877	L= 280
E 280 T 4-matic (210.281)	150	12/96→03/03	←		2	24.5123-0281.3 330877	L= 280
E 430 T 4-matic (210.283)	205	05/99→03/03	→		2	24.5123-0281.3 330877	L= 280
E 320 T 4-matic (210.282)	165	12/96→03/03	←	06/97→	2	24.5123-0281.3 330877	L= 280
			→	06/97→	2	24.5123-0281.3 330877	L= 280
<b>MERCEDES-BENZ - E-KLASSE Kombi (S211) 03/03→07/09</b>							
<b>Bremssattel</b>							
350 CGI (211.257)	215	05/06→07/09	→	<input type="checkbox"/>		11.9426-9991.2 220641	ATE Ø 42 - Halter
E 230 T (211.252)	150	05/07→07/09	→	<input type="checkbox"/>		11.9426-9992.2 220642	ATE Ø 42 - Halter
E 270 T CDI (211.216)	120	03/03→07/09	→	<input type="checkbox"/>			
E 270 T CDI (211.216)	130	03/03→07/09					
E 280 T CDI (211.220)	140	03/05→07/09					
E 280 T CDI (211.223)	130	05/04→07/09					
E 320 T (211.265)	165	03/03→07/09					
E 320 T CDI (211.222)	165	03/05→07/09					
E 320 T CDI (211.226)	150	03/03→07/09					
E 350 T (211.256)	200	03/05→07/09					
E 500 T (211.270)	225	10/03→07/09					
E 200 CDI (211.207)	100	04/06→07/09	→	<input type="checkbox"/> ; nicht für Taxifahrzeuge; für Fahrzeuge mit Sportpaket / für Fahrzeuge mit AMG-Sportpaket		11.9426-9991.2 220641	ATE Ø 42 - Halter
E 200 T Kompressor (211.242)	120	03/03→07/09	→	<input type="checkbox"/> ; für Taxifahrzeuge		11.9426-9991.2 220641	ATE Ø 42 - Halter
			→	<input type="checkbox"/> ; für Taxifahrzeuge		11.9426-9992.2 220642	ATE Ø 42 - Halter
			→	<input type="checkbox"/> ; nicht für Taxifahrzeuge; für Fahrzeuge mit Sportpaket / für Fahrzeuge mit AMG-Sportpaket		11.9426-9992.2 220642	ATE Ø 42 - Halter
			→	<input type="checkbox"/> ; nicht für Taxifahrzeuge		24.3426-9989.5 240647	ATE Ø 42 - Halter
			→	<input type="checkbox"/> ; nicht für Taxifahrzeuge		24.3426-9990.5 240648	ATE Ø 42 - Halter
E 200 Kompressor (211.241)	135	04/06→07/09	→	<input type="checkbox"/> ; nicht für Taxifahrzeuge; für Fahrzeuge ohne Sportpaket / für Fahrzeuge ohne AMG-Sportpaket		11.9426-9991.2 220641 24.3426-9989.5 240647	ATE Ø 42 - Halter ATE Ø 42 - Halter
			→	<input type="checkbox"/> ; für Taxifahrzeuge; für Fahrzeuge mit Sportpaket / für Fahrzeuge mit AMG-Sportpaket		11.9426-9991.2 220641	ATE Ø 42 - Halter
			→	<input type="checkbox"/> ; für Taxifahrzeuge; für Fahrzeuge mit Sportpaket / für Fahrzeuge mit AMG-Sportpaket		11.9426-9992.2 220642	ATE Ø 42 - Halter
			→	<input type="checkbox"/> ; nicht für Taxifahrzeuge; für Fahrzeuge ohne Sportpaket / für Fahrzeuge ohne AMG-Sportpaket		11.9426-9992.2 220642 24.3426-9990.5 240648	ATE Ø 42 - Halter ATE Ø 42 - Halter
↓							

















	kw			 	! #		
<b>MERCEDES-BENZ - E-KLASSE Kombi (S21) 03/03→07/09</b>							
 <b>Bremssattel</b>							
E 220 CDI (211.206)	100	03/03→07/09	➔	<input type="checkbox"/> ; nicht für Taxifahrzeuge; für Fahrzeuge mit Sportpaket / für Fahr- zeuge mit AMG-Sportpaket	11.9426-9991.2	220641	ATE Ø 42 - Halter
E 220 T CDI	120	03/03→07/09					
E 220 T CDI (211.206)	110	03/03→07/09					
E 220 T CDI (211.208)	125	04/06→07/09	➔	<input type="checkbox"/> ; für Taxifahrzeuge	11.9426-9991.2	220641	ATE Ø 42 - Halter
			➔	<input type="checkbox"/> ; für Taxifahrzeuge	11.9426-9992.2	220642	ATE Ø 42 - Halter
			➔	<input type="checkbox"/> ; nicht für Taxifahrzeuge; für Fahrzeuge mit Sportpaket / für Fahr- zeuge mit AMG-Sportpaket	11.9426-9992.2	220642	ATE Ø 42 - Halter
			➔	<input type="checkbox"/> ; nicht für Taxifahrzeuge; für Fahrzeuge ohne Sportpaket / für Fahrzeuge ohne AMG-Sportpaket	24.3426-9989.5	240647	ATE Ø 42 - Halter
			➔	<input type="checkbox"/> ; nicht für Taxifahrzeuge; für Fahrzeuge ohne Sportpaket / für Fahrzeuge ohne AMG-Sportpaket	24.3426-9990.5	240648	ATE Ø 42 - Halter
E 240 T (211.261)	130	03/03→07/09	➔	<input type="checkbox"/> ; für Taxifahrzeuge	11.9426-9991.2	220641	ATE Ø 42 - Halter
			➔	<input type="checkbox"/> ; für Taxifahrzeuge	11.9426-9992.2	220642	ATE Ø 42 - Halter
			➔	<input type="checkbox"/> ; nicht für Taxifahrzeuge	24.3426-9989.5	240647	ATE Ø 42 - Halter
			➔	<input type="checkbox"/> ; nicht für Taxifahrzeuge	24.3426-9990.5	240648	ATE Ø 42 - Halter
E 240 T 4-matic (211.280)	130	07/03→07/09	➔	<input type="checkbox"/>	11.9601-9769.2	220877	ATE Ø 60 - Halter
			➔	<input type="checkbox"/>	11.9601-9770.2	220878	ATE Ø 60 - Halter
			➔	<input type="checkbox"/>	24.3426-9989.5	240647	ATE Ø 42 - Halter
			➔	<input type="checkbox"/>	24.3426-9990.5	240648	ATE Ø 42 - Halter
E 280 T (211.254)	170	03/05→07/09	➔	<input type="checkbox"/> ; 05/05→	11.9426-9991.2	220641	ATE Ø 42 - Halter
			➔	<input type="checkbox"/> ; 05/05→	11.9426-9992.2	220642	ATE Ø 42 - Halter
E 280 T 4-matic (211.292)	170	03/05→07/09	➔	<input type="checkbox"/> ; A 870951→; für Fahrzeuge mit Sportpaket / für Fahr- zeuge mit AMG-Sportpaket	11.9441-9955.2	220805	ATE Ø 44 - Halter
E 280 T CDI 4-matic (211.284)	140	03/05→07/09					
E 320 T CDI 4-matic (211.289)	165	03/05→07/09	➔	<input type="checkbox"/> ; A 870951→; für Fahrzeuge mit Sportpaket / für Fahr- zeuge mit AMG-Sportpaket	11.9441-9956.2	220806	ATE Ø 44 - Halter
			➔	<input type="checkbox"/> ; 05/05→; → A 870950; für Fahrzeuge mit Sportpaket / für Fahr- zeuge mit AMG-Sportpaket	11.9441-9971.2	220839	ATE Ø 44 - Halter
			➔	<input type="checkbox"/> ; 05/05→; → A 870950; für Fahrzeuge mit Sportpaket / für Fahr- zeuge mit AMG-Sportpaket	11.9441-9972.2	220840	ATE Ø 44 - Halter
			➔	<input type="checkbox"/> ; 05/05→; für Fahrzeuge ohne Sportpaket / für Fahrzeuge ohne AMG-Sportpaket	11.9601-9769.2	220877	ATE Ø 60 - Halter
			➔	<input type="checkbox"/> ; 05/05→; für Fahrzeuge ohne Sportpaket / für Fahrzeuge ohne AMG-Sportpaket	11.9601-9770.2	220878	ATE Ø 60 - Halter
			➔	<input type="checkbox"/> ; 05/05→	11.9426-9991.2	220641	ATE Ø 42 - Halter
			➔	<input type="checkbox"/> ; 05/05→	11.9426-9992.2	220642	ATE Ø 42 - Halter
E 320 T 4-matic (211.282)	165	07/03→07/09	➔	<input type="checkbox"/>	11.9601-9769.2	220877	ATE Ø 60 - Halter
			➔	<input type="checkbox"/>	11.9601-9770.2	220878	ATE Ø 60 - Halter
			➔	<input type="checkbox"/>	11.9426-9991.2	220641	ATE Ø 42 - Halter
			➔	<input type="checkbox"/>	11.9426-9992.2	220642	ATE Ø 42 - Halter
E 350 T 4-matic (211.287)	200	03/05→07/09	➔	<input type="checkbox"/> ; A 870951→; für Fahrzeuge mit Sportpaket / für Fahr- zeuge mit AMG-Sportpaket	11.9441-9955.2	220805	ATE Ø 44 - Halter
			➔	<input type="checkbox"/> ; A 870951→; für Fahrzeuge mit Sportpaket / für Fahr- zeuge mit AMG-Sportpaket	11.9441-9956.2	220806	ATE Ø 44 - Halter
			➔	<input type="checkbox"/> ; → A 870950; für Fahrzeuge mit Sportpaket / für Fahr- zeuge mit AMG-Sportpaket	11.9441-9971.2	220839	ATE Ø 44 - Halter
			➔	<input type="checkbox"/> ; → A 870950; für Fahrzeuge mit Sportpaket / für Fahr- zeuge mit AMG-Sportpaket	11.9441-9972.2	220840	ATE Ø 44 - Halter
			➔	<input type="checkbox"/> ; für Fahrzeuge ohne Sportpaket / für Fahrzeuge ohne AMG-Sportpaket	11.9601-9769.2	220877	ATE Ø 60 - Halter
			➔	<input type="checkbox"/> ; für Fahrzeuge ohne Sportpaket / für Fahrzeuge ohne AMG-Sportpaket	11.9601-9770.2	220878	ATE Ø 60 - Halter
			➔	<input type="checkbox"/>	11.9426-9991.2	220641	ATE Ø 42 - Halter





























































	kW			 	! #		
<b>MERCEDES-BENZ - E-KLASSE Kombi (S211) 03/03→07/09</b>							
<b>Bremssattel</b>							
E 350 T 4-matic (211.287)	200	03/05→07/09	➔	☐		11.9426-9992.2 220642	ATE Ø 42 - Halter
E 500 T (211.272)	285	04/06→07/09	➔	☐		11.9426-9959.2 220801	ATE Ø 42 - Halter
			➔	☐		11.9426-9960.2 220802	ATE Ø 42 - Halter
E 500 T 4-matic (211.283)	225	10/03→07/09	➔	☐; A 870951→		11.9441-9955.2 220805	ATE Ø 44 - Halter
			➔	☐; A 870951→		11.9441-9956.2 220806	ATE Ø 44 - Halter
			➔	☐; → A 870950		11.9441-9971.2 220839	ATE Ø 44 - Halter
			➔	☐; → A 870950		11.9441-9972.2 220840	ATE Ø 44 - Halter
			➔	☐		11.9426-9991.2 220641	ATE Ø 42 - Halter
			➔	☐		11.9426-9992.2 220642	ATE Ø 42 - Halter
E 500 T 4-matic (211.290)	285	04/06→07/09	➔	☐		11.9441-9955.2 220805	ATE Ø 44 - Halter
			➔	☐		11.9441-9956.2 220806	ATE Ø 44 - Halter
			➔	☐		11.9426-9991.2 220641	ATE Ø 42 - Halter
			➔	☐		11.9426-9992.2 220642	ATE Ø 42 - Halter
<b>Halter, Bremssattel</b>							
350 CGI (211.257)	215	05/06→07/09	➔			11.8170-0611.1 260116	ATE
E 230 T (211.252)	150	05/07→07/09					
E 270 T CDI (211.216)	120	03/03→07/09					
E 270 T CDI (211.216)	130	03/03→07/09					
E 280 T CDI (211.220)	140	03/05→07/09					
E 280 T CDI (211.223)	130	05/04→07/09					
E 320 T (211.265)	165	03/03→07/09					
E 320 T 4-matic (211.282)	165	07/03→07/09					
E 320 T CDI (211.222)	165	03/05→07/09					
E 320 T CDI (211.226)	150	03/03→07/09					
E 350 T (211.256)	200	03/05→07/09					
E 350 T 4-matic (211.287)	200	03/05→07/09					
E 500 T (211.270)	225	10/03→07/09					
E 500 T 4-matic (211.283)	225	10/03→07/09					
E 500 T 4-matic (211.290)	285	04/06→07/09					
E 200 CDI (211.207)	100	04/06→07/09	➔	nicht für Taxifahrzeuge; für Fahrzeuge mit Sportpaket / für Fahrzeuge mit AMG-Sportpaket		11.8170-0611.1 260116	ATE
E 200 T Kompressor (211.242)	120	03/03→07/09					
E 220 CDI (211.206)	100	03/03→07/09	➔	für Taxifahrzeuge		11.8170-0611.1 260116	ATE
E 220 T CDI	120	03/03→07/09					
E 220 T CDI (211.206)	110	03/03→07/09					
E 220 T CDI (211.208)	125	04/06→07/09					
E 200 Kompressor (211.241)	135	04/06→07/09	➔	nicht für Taxifahrzeuge; für Fahrzeuge ohne Sportpaket / für Fahrzeuge ohne AMG-Sportpaket		11.8170-0611.1 260116	ATE
			➔	für Taxifahrzeuge; für Fahrzeuge mit Sportpaket / für Fahrzeuge mit AMG-Sportpaket		11.8170-0611.1 260116	ATE
E 240 T (211.261)	130	03/03→07/09	➔	für Taxifahrzeuge		11.8170-0611.1 260116	ATE
E 280 T (211.254)	170	03/05→07/09	➔	05/05→		11.8170-0611.1 260116	ATE
E 280 T 4-matic (211.292)	170	03/05→07/09					
E 280 T CDI 4-matic (211.284)	140	03/05→07/09					
E 320 T CDI 4-matic (211.289)	165	03/05→07/09					
<b>Feder, Bremssattel</b>							
350 CGI (211.257)	215	05/06→07/09			2	11.8116-0323.1 390459	ATE
E 230 T (211.252)	150	05/07→07/09					
E 270 T CDI (211.216)	120	03/03→07/09					
E 270 T CDI (211.216)	130	03/03→07/09					
E 280 T CDI (211.220)	140	03/05→07/09					
E 280 T CDI (211.223)	130	05/04→07/09					
E 320 T (211.265)	165	03/03→07/09					
E 320 T CDI (211.222)	165	03/05→07/09					
E 320 T CDI (211.226)	150	03/03→07/09					
E 350 T (211.256)	200	03/05→07/09					
E 500 T (211.270)	225	10/03→07/09					
E 500 T 4-matic (211.283)	225	10/03→07/09					
E 500 T 4-matic (211.290)	285	04/06→07/09					
E 200 CDI (211.207)	100	04/06→07/09		für Taxifahrzeuge	2	11.8116-0323.1 390459	ATE
↓							

























	kw			 	! #		
<b>MERCEDES-BENZ - E-KLASSE Kombi (S211) 03/03→07/09</b>							
<b>Feder, Bremssattel</b>							
E 200 T Kompressor (211.242)	120	03/03→07/09		nicht für Taxifahrzeuge	2	11.8116-0323.1 390459	ATE
				nicht für Taxifahrzeuge; für Fahrzeuge mit Sportpaket / für Fahrzeuge mit AMG-Sportpaket	2	11.8116-0323.1 390459	ATE
E 200 Kompressor (211.241)	135	04/06→07/09		nicht für Taxifahrzeuge; für Fahrzeuge ohne Sportpaket / für Fahrzeuge ohne AMG-Sportpaket	2	11.8116-0323.1 390459	ATE
				für Taxifahrzeuge; für Fahrzeuge mit Sportpaket / für Fahrzeuge mit AMG-Sportpaket	2	11.8116-0323.1 390459	ATE
E 220 CDI (211.206)	100	03/03→07/09		für Taxifahrzeuge	2	11.8116-0323.1 390459	ATE
E 220 T CDI	120	03/03→07/09					
E 220 T CDI (211.206)	110	03/03→07/09		nicht für Taxifahrzeuge; für Fahrzeuge ohne Sportpaket / für Fahrzeuge ohne AMG-Sportpaket	2	11.8116-0323.1 390459	ATE
E 220 T CDI (211.208)	125	04/06→07/09					
				nicht für Taxifahrzeuge; für Fahrzeuge mit Sportpaket / für Fahrzeuge mit AMG-Sportpaket	2	11.8116-0323.1 390459	ATE
E 240 T (211.261)	130	03/03→07/09		für Taxifahrzeuge	2	11.8116-0323.1 390459	ATE
				nicht für Taxifahrzeuge	2	11.8116-0323.1 390459	ATE
E 240 T 4-matic (211.280)	130	07/03→07/09			2	11.8116-0253.1 390512	ATE
E 320 T 4-matic (211.282)	165	07/03→07/09				11.8116-0323.1 390459	ATE
E 280 T (211.254)	170	03/05→07/09		05/05→	2	11.8116-0323.1 390459	ATE
E 280 T 4-matic (211.292)	170	03/05→07/09		05/05→; für Fahrzeuge ohne Sportpaket / für Fahrzeuge ohne AMG-Sportpaket	2	11.8116-0253.1 390512	ATE
E 280 T CDI 4-matic (211.284)	140	03/05→07/09					
E 320 T CDI 4-matic (211.289)	165	03/05→07/09		05/05→	2	11.8116-0323.1 390459	ATE
E 350 T 4-matic (211.287)	200	03/05→07/09		für Fahrzeuge ohne Sportpaket / für Fahrzeuge ohne AMG-Sportpaket	2	11.8116-0253.1 390512	ATE
					2	11.8116-0323.1 390459	ATE
E 500 T (211.272)	285	04/06→07/09			2	11.8116-0086.2 390606	ATE
<b>Führungshülzensatz, Bremssattel</b>							
350 CGI (211.257)	215	05/06→07/09	➔			11.0101-4202.2 260094	ATE
E 230 T (211.252)	150	05/07→07/09					
E 270 T CDI (211.216)	120	03/03→07/09					
E 270 T CDI (211.216)	130	03/03→07/09					
E 280 T CDI (211.220)	140	03/05→07/09					
E 280 T CDI (211.223)	130	05/04→07/09					
E 320 T (211.265)	165	03/03→07/09					
E 320 T CDI (211.222)	165	03/05→07/09					
E 320 T CDI (211.226)	150	03/03→07/09					
E 350 T (211.256)	200	03/05→07/09					
E 500 T (211.270)	225	10/03→07/09					
E 200 CDI (211.207)	100	04/06→07/09	➔	nicht für Taxifahrzeuge; für Fahrzeuge mit Sportpaket / für Fahrzeuge mit AMG-Sportpaket		11.0101-4202.2 260094	ATE
E 200 T Kompressor (211.242)	120	03/03→07/09	➔			11.0101-4202.2 260094	ATE
			➔	nicht für Taxifahrzeuge		11.0101-4202.2 260094	ATE
			➔	für Taxifahrzeuge		11.0101-4202.2 260094	ATE
E 200 Kompressor (211.241)	135	04/06→07/09	➔	nicht für Taxifahrzeuge; für Fahrzeuge ohne Sportpaket / für Fahrzeuge ohne AMG-Sportpaket		11.0101-4202.2 260094	ATE
			➔	für Taxifahrzeuge; für Fahrzeuge mit Sportpaket / für Fahrzeuge mit AMG-Sportpaket		11.0101-4202.2 260094	ATE
E 220 CDI (211.206)	100	03/03→07/09	➔	nicht für Taxifahrzeuge; für Fahrzeuge mit Sportpaket / für Fahrzeuge mit AMG-Sportpaket		11.0101-4202.2 260094	ATE
E 220 T CDI	120	03/03→07/09					
E 220 T CDI (211.206)	110	03/03→07/09					
E 220 T CDI (211.208)	125	04/06→07/09	➔	für Taxifahrzeuge		11.0101-4202.2 260094	ATE
			➔	nicht für Taxifahrzeuge; für Fahrzeuge ohne Sportpaket / für Fahrzeuge ohne AMG-Sportpaket		11.0101-4202.2 260094	ATE
E 240 T (211.261)	130	03/03→07/09	➔	nicht für Taxifahrzeuge		11.0101-4202.2 260094	ATE
			➔	für Taxifahrzeuge		11.0101-4202.2 260094	ATE
E 240 T 4-matic (211.280)	130	07/03→07/09	➔			11.0101-5704.2 260095	ATE
E 320 T 4-matic (211.282)	165	07/03→07/09	➔			11.0101-4202.2 260094	ATE
E 280 T (211.254)	170	03/05→07/09	➔	05/05→		11.0101-4202.2 260094	ATE
↓							

	kw			 	! #		
<b>MERCEDES-BENZ - E-KLASSE Kombi (S211) 03/03→07/09</b>							
<b>Führungshülzensatz, Bremssattel</b>							
E 280 T 4-matic (211.292)	170	03/05→07/09	←	05/05→; für Fahrzeuge ohne Sportpaket / für Fahrzeuge ohne AMG-Sportpaket		11.0101-5704.2 260095	ATE
E 280 T CDI 4-matic (211.284)	140	03/05→07/09					
E 320 T CDI 4-matic (211.289)	165	03/05→07/09	←	05/05→; → A 870950; für Fahrzeuge mit Sportpaket / für Fahrzeuge mit AMG-Sportpaket		11.0101-5704.2 260095	ATE
			←	A 870951→; für Fahrzeuge mit Sportpaket / für Fahrzeuge mit AMG-Sportpaket		11.0101-7003.2 260124	ATE
			→	05/05→		11.0101-4202.2 260094	ATE
E 350 T 4-matic (211.287)	200	03/05→07/09	←	→ A 870950; für Fahrzeuge mit Sportpaket / für Fahrzeuge mit AMG-Sportpaket		11.0101-5704.2 260095	ATE
			←	für Fahrzeuge ohne Sportpaket / für Fahrzeuge ohne AMG-Sportpaket		11.0101-5704.2 260095	ATE
			←	A 870951→; für Fahrzeuge mit Sportpaket / für Fahrzeuge mit AMG-Sportpaket		11.0101-7003.2 260124	ATE
			→			11.0101-4202.2 260094	ATE
E 500 T (211.272)	285	04/06→07/09	→			11.0101-5407.2 260011	ATE
E 500 T 4-matic (211.283)	225	10/03→07/09	←	→ A 870950		11.0101-5704.2 260095	ATE
			←	A 870951→		11.0101-7003.2 260124	ATE
			→			11.0101-4202.2 260094	ATE
E 500 T 4-matic (211.290)	285	04/06→07/09	←			11.0101-7003.2 260124	ATE
			→			11.0101-4202.2 260094	ATE
<b>Führungsbolzen, Bremssattel</b>							
350 CGI (211.257)	215	05/06→07/09				11.8171-0072.1 250154	ATE
E 230 T (211.252)	150	05/07→07/09					
E 270 T CDI (211.216)	120	03/03→07/09					
E 270 T CDI (211.216)	130	03/03→07/09					
E 280 T CDI (211.220)	140	03/05→07/09					
E 280 T CDI (211.223)	130	05/04→07/09					
E 320 T (211.265)	165	03/03→07/09					
E 320 T CDI (211.222)	165	03/05→07/09					
E 320 T CDI (211.226)	150	03/03→07/09					
E 350 T (211.256)	200	03/05→07/09					
E 500 T (211.270)	225	10/03→07/09					
E 500 T 4-matic (211.283)	225	10/03→07/09					
E 500 T 4-matic (211.290)	285	04/06→07/09					
E 200 CDI (211.207)	100	04/06→07/09		für Taxifahrzeuge		11.8171-0072.1 250154	ATE
E 200 T Kompressor (211.242)	120	03/03→07/09		nicht für Taxifahrzeuge		11.8171-0072.1 250154	ATE
				nicht für Taxifahrzeuge; für Fahrzeuge mit Sportpaket / für Fahrzeuge mit AMG-Sportpaket		11.8171-0072.1 250154	ATE
E 200 Kompressor (211.241)	135	04/06→07/09		nicht für Taxifahrzeuge; für Fahrzeuge ohne Sportpaket / für Fahrzeuge ohne AMG-Sportpaket		11.8171-0072.1 250154	ATE
				für Taxifahrzeuge; für Fahrzeuge mit Sportpaket / für Fahrzeuge mit AMG-Sportpaket		11.8171-0072.1 250154	ATE
E 220 CDI (211.206)	100	03/03→07/09		für Taxifahrzeuge		11.8171-0072.1 250154	ATE
E 220 T CDI	120	03/03→07/09					
E 220 T CDI (211.206)	110	03/03→07/09		nicht für Taxifahrzeuge; für Fahrzeuge ohne Sportpaket / für Fahrzeuge ohne AMG-Sportpaket		11.8171-0072.1 250154	ATE
E 220 T CDI (211.208)	125	04/06→07/09					
				nicht für Taxifahrzeuge; für Fahrzeuge mit Sportpaket / für Fahrzeuge mit AMG-Sportpaket		11.8171-0072.1 250154	ATE
E 240 T (211.261)	130	03/03→07/09		für Taxifahrzeuge		11.8171-0072.1 250154	ATE
				nicht für Taxifahrzeuge		11.8171-0072.1 250154	ATE
E 240 T 4-matic (211.280)	130	07/03→07/09				11.8171-0008.1 990049	ATE
E 320 T 4-matic (211.282)	165	07/03→07/09				11.8171-0072.1 250154	ATE
E 280 T (211.254)	170	03/05→07/09		05/05→		11.8171-0072.1 250154	ATE
E 280 T 4-matic (211.292)	170	03/05→07/09		05/05→; für Fahrzeuge ohne Sportpaket / für Fahrzeuge ohne AMG-Sportpaket		11.8171-0008.1 990049	ATE
E 280 T CDI 4-matic (211.284)	140	03/05→07/09					
E 320 T CDI 4-matic (211.289)	165	03/05→07/09		05/05→		11.8171-0072.1 250154	ATE
↓							

	kw			 	! #		
<b>MERCEDES-BENZ - E-KLASSE Kombi (S211) 03/03→07/09</b>							
<b>Führungsbolzen, Bremsattel</b>							
E 350 T 4-matic (211.287)	200	03/05→07/09		für Fahrzeuge ohne Sportpaket / für Fahrzeuge ohne AMG-Sportpaket		11.8171-0008.1 990049	ATE
						11.8171-0072.1 250154	ATE
E 500 T (211.272)	285	04/06→07/09				11.8171-0008.1 990049	ATE
<b>Dichtungssatz, Bremsattel</b>							
350 CGI (211.257)	215	05/06→07/09	➔			11.0441-4203.2 250013	ATE
E 230 T (211.252)	150	05/07→07/09					
E 270 T CDI (211.216)	120	03/03→07/09					
E 270 T CDI (211.216)	130	03/03→07/09					
E 280 T CDI (211.220)	140	03/05→07/09					
E 280 T CDI (211.223)	130	05/04→07/09					
E 320 T (211.265)	165	03/03→07/09					
E 320 T CDI (211.222)	165	03/05→07/09					
E 320 T CDI (211.226)	150	03/03→07/09					
E 350 T (211.256)	200	03/05→07/09					
E 500 T (211.270)	225	10/03→07/09					
E 500 T (211.272)	285	04/06→07/09					
E 500 T 4-matic (211.283)	225	10/03→07/09					
E 500 T 4-matic (211.290)	285	04/06→07/09					
E 200 CDI (211.207)	100	04/06→07/09	➔	nicht für Taxifahrzeuge; für Fahrzeuge mit Sportpaket / für Fahrzeuge mit AMG-Sportpaket		11.0441-4203.2 250013	ATE
E 200 T Kompressor (211.242)	120	03/03→07/09	➔	nicht für Taxifahrzeuge		11.0441-4203.2 250013	ATE
			➔	für Taxifahrzeuge		11.0441-4203.2 250013	ATE
E 200 Kompressor (211.241)	135	04/06→07/09	➔	nicht für Taxifahrzeuge; für Fahrzeuge ohne Sportpaket / für Fahrzeuge ohne AMG-Sportpaket		11.0441-4203.2 250013	ATE
			➔	für Taxifahrzeuge; für Fahrzeuge mit Sportpaket / für Fahrzeuge mit AMG-Sportpaket		11.0441-4203.2 250013	ATE
E 220 CDI (211.206)	100	03/03→07/09	➔	nicht für Taxifahrzeuge; für Fahrzeuge mit Sportpaket / für Fahrzeuge mit AMG-Sportpaket		11.0441-4203.2 250013	ATE
E 220 T CDI	120	03/03→07/09					
E 220 T CDI (211.206)	110	03/03→07/09					
E 220 T CDI (211.208)	125	04/06→07/09	➔	für Taxifahrzeuge		11.0441-4203.2 250013	ATE
			➔	nicht für Taxifahrzeuge; für Fahrzeuge ohne Sportpaket / für Fahrzeuge ohne AMG-Sportpaket		11.0441-4203.2 250013	ATE
E 240 T (211.261)	130	03/03→07/09	➔	nicht für Taxifahrzeuge		11.0441-4203.2 250013	ATE
			➔	für Taxifahrzeuge		11.0441-4203.2 250013	ATE
E 240 T 4-matic (211.280)	130	07/03→07/09	➔			11.0441-6007.2 250146	ATE
E 320 T 4-matic (211.282)	165	07/03→07/09	➔			11.0441-4203.2 250013	ATE
E 280 T (211.254)	170	03/05→07/09	➔	05/05→		11.0441-4203.2 250013	ATE
E 280 T 4-matic (211.292)	170	03/05→07/09	➔	05/05→; für Fahrzeuge ohne Sportpaket / für Fahrzeuge ohne AMG-Sportpaket		11.0441-6007.2 250146	ATE
E 280 T CDI 4-matic (211.284)	140	03/05→07/09					
E 320 T CDI 4-matic (211.289)	165	03/05→07/09	➔	05/05→		11.0441-4203.2 250013	ATE
E 350 T 4-matic (211.287)	200	03/05→07/09	➔	für Fahrzeuge ohne Sportpaket / für Fahrzeuge ohne AMG-Sportpaket		11.0441-6007.2 250146	ATE
			➔			11.0441-4203.2 250013	ATE
<b>Bremsschlauch</b>							
350 CGI (211.257)	215	05/06→07/09	➔		2	24.5123-0380.3 331256	L= 380
E 200 CDI (211.207)	100	04/06→07/09					
E 200 Kompressor (211.241)	135	04/06→07/09	➔		2	24.5238-0255.3 330674	L= 255
E 200 T Kompressor (211.242)	120	03/03→07/09					
E 220 CDI (211.206)	100	03/03→07/09					
E 220 T CDI	120	03/03→07/09					
E 220 T CDI (211.206)	110	03/03→07/09					
E 220 T CDI (211.208)	125	04/06→07/09					
E 230 T (211.252)	150	05/07→07/09					
E 240 T (211.261)	130	03/03→07/09					
E 270 T CDI (211.216)	120	03/03→07/09					
E 270 T CDI (211.216)	130	03/03→07/09					
E 280 T CDI (211.220)	140	03/05→07/09					
E 280 T CDI (211.223)	130	05/04→07/09					
E 320 T (211.265)	165	03/03→07/09					
E 320 T CDI (211.222)	165	03/05→07/09					








	kw			 	! #		
<b>MERCEDES-BENZ - E-KLASSE Kombi (S211) 03/03→07/09</b>							
 <b>Bremsschlauch</b>							
E 320 T CDI (211.226)	150	03/03→07/09	←		2	24.5123-0380.3 331256	L= 380
E 350 T (211.256)	200	03/05→07/09	→		2	24.5238-0255.3 330674	L= 255
E 500 T (211.270)	225	10/03→07/09					
E 500 T (211.272)	285	04/06→07/09					
E 55 T AMG Kompressor (211.276)	350	07/03→07/09					
E 63 AMG (211.277)	378	03/06→07/09					
E 240 T 4-matic (211.280)	130	07/03→07/09	→		2	24.5238-0255.3 330674	L= 255
E 320 T 4-matic (211.282)	165	07/03→07/09					
E 350 T 4-matic (211.287)	200	03/05→07/09					
E 500 T 4-matic (211.283)	225	10/03→07/09					
E 500 T 4-matic (211.290)	285	04/06→07/09					
E 280 T (211.254)	170	03/05→07/09	←	05/05→	2	24.5123-0380.3 331256	L= 380
			→	05/05→	2	24.5238-0255.3 330674	L= 255
E 280 T 4-matic (211.292)	170	03/05→07/09	→	05/05→	2	24.5238-0255.3 330674	L= 255
E 280 T CDI 4-matic (211.284)	140	03/05→07/09					
E 320 T CDI 4-matic (211.289)	165	03/05→07/09					
<b>MERCEDES-BENZ - E-KLASSE Kombi (S212) 08/09→</b>							
 <b>Bremssattel</b>							
E 200 (212.234)	135	11/12→	←	 ; 03/13→; für Fahrzeuge ohne Sportpaket / für Fahrzeuge ohne AMG-Sportpaket		24.3606-1707.7 221011	TRW Ø 60 - Halter
			←	 ; 03/13→; für Fahrzeuge ohne Sportpaket / für Fahrzeuge ohne AMG-Sportpaket		24.3606-1708.7 221012	TRW Ø 60 - Halter
			←	 ; 03/13→; für Fahrzeuge mit Sportpaket / für Fahr- zeuge mit AMG-Sportpaket		24.3606-1711.5 240780	TRW Ø 60 - Halter
			←	 ; 03/13→; für Fahrzeuge mit Sportpaket / für Fahr- zeuge mit AMG-Sportpaket		24.3606-1712.5 240781	TRW Ø 60 - Halter
			→	 ; 03/13→		24.3426-9989.5 240647	ATE Ø 42 - Halter
			→	 ; 03/13→		24.3426-9990.5 240648	ATE Ø 42 - Halter
E 200 CDI / BlueTEC (212.205, 212.206)	100	11/09→	←	 ; für Fahrzeuge ohne Sportpaket / für Fahrzeuge ohne AMG-Sportpaket		24.3606-1707.7 221011	TRW Ø 60 - Halter
E 200 CGI (212.248)	135	11/09→	←	 ; für Fahrzeuge ohne Sportpaket / für Fahrzeuge ohne AMG-Sportpaket		24.3606-1708.7 221012	TRW Ø 60 - Halter
E 220 BlueTEC	130	05/15→					
E 220 CDI / BlueTEC (212.202, 212.201)	125	11/09→					
			→			24.3426-9989.5 240647	ATE Ø 42 - Halter
			→			24.3426-9990.5 240648	ATE Ø 42 - Halter
E 220 BlueTEC 4-matic (212.211)	125	12/14→	←	 ; für Fahrzeuge mit Sportpaket / für Fahr- zeuge mit AMG-Sportpaket		24.3601-1721.5 240629	TRW Ø 60 - Halter
E 250 CDI / BlueTEC 4-matic (212.282, 212.297)	150	07/10→	←	 ; für Fahrzeuge mit Sportpaket / für Fahr- zeuge mit AMG-Sportpaket		24.3601-1722.5 240630	TRW Ø 60 - Halter
			←	 ; für Fahrzeuge ohne Sportpaket / für Fahrzeuge ohne AMG-Sportpaket		24.3601-1723.5 240631	TRW Ø 60 - Halter
			←	 ; für Fahrzeuge ohne Sportpaket / für Fahrzeuge ohne AMG-Sportpaket		24.3601-1724.5 240632	TRW Ø 60 - Halter
			→			24.3426-9989.5 240647	ATE Ø 42 - Halter
			→			24.3426-9990.5 240648	ATE Ø 42 - Halter
E 220 CDI (212.202)	120	08/09→	←	 ; 11/09→; für Fahrzeuge ohne Sportpaket / für Fahrzeuge ohne AMG-Sportpaket		24.3606-1707.7 221011	TRW Ø 60 - Halter
↓							










	kw			 	! #		
<b>MERCEDES-BENZ - E-KLASSE Kombi (S212) 08/09→</b>							
 <b>Bremssattel</b>							
E 220 CDI (212.202)	120	08/09→	←	 ; 11/09→; für Fahrzeuge ohne Sportpaket / für Fahrzeuge ohne AMG-Sportpaket	24.3606-1708.7	221012	TRW Ø 60 - Halter
			←	 ; 11/09→; für Fahrzeuge mit Sportpaket / für Fahr- zeuge mit AMG-Sportpaket	24.3606-1711.5	240780	TRW Ø 60 - Halter
			←	 ; 11/09→; für Fahrzeuge mit Sportpaket / für Fahr- zeuge mit AMG-Sportpaket	24.3606-1712.5	240781	TRW Ø 60 - Halter
			→	 ; 11/09→	24.3426-9989.5	240647	ATE Ø 42 - Halter
			→	 ; 11/09→	24.3426-9990.5	240648	ATE Ø 42 - Halter
E 250 (212.236)	155	11/12→	←	 ; 03/13→; für Fahrzeuge mit Sportpaket / für Fahr- zeuge mit AMG-Sportpaket	24.3606-1711.5	240780	TRW Ø 60 - Halter
			←	 ; 03/13→; für Fahrzeuge mit Sportpaket / für Fahr- zeuge mit AMG-Sportpaket	24.3606-1712.5	240781	TRW Ø 60 - Halter
			→	 ; 03/13→	24.3426-9989.5	240647	ATE Ø 42 - Halter
			→	 ; 03/13→	24.3426-9990.5	240648	ATE Ø 42 - Halter
E 250 CDI / BlueTEC (212.203, 212.204) E 250 CGI (212.247)	150	11/09→	←	 ; für Fahrzeuge mit Sportpaket / für Fahr- zeuge mit AMG-Sportpaket	24.3606-1711.5	240780	TRW Ø 60 - Halter
	150	11/09→	←	 ; für Fahrzeuge mit Sportpaket / für Fahr- zeuge mit AMG-Sportpaket	24.3606-1712.5	240781	TRW Ø 60 - Halter
			→		24.3426-9989.5	240647	ATE Ø 42 - Halter
			→		24.3426-9990.5	240648	ATE Ø 42 - Halter
E 300 (212.254) E 300 (212.255) E 300 CDI / BlueTEC (212.227, 212.221) E 350 (212.259) E 350 BlueTEC (212.224) E 350 BlueTEC (212.226) E 350 CDI (212.223) E 350 CDI (212.225) E 350 CGI (212.257)	170	11/09→	←	 ; für Fahrzeuge mit Sportpaket / für Fahr- zeuge mit AMG-Sportpaket	24.3606-1711.5	240780	TRW Ø 60 - Halter
	185	07/11→	←	 ; für Fahrzeuge mit Sportpaket / für Fahr- zeuge mit AMG-Sportpaket	24.3606-1712.5	240781	TRW Ø 60 - Halter
	170	11/09→					
	225	09/11→	→		11.9426-9991.2	220641	ATE Ø 42 - Halter
	155	11/09→					
	190	07/14→	→		11.9426-9992.2	220642	ATE Ø 42 - Halter
	195	07/11→					
	170	11/09→	→		11.9426-9992.2	220642	ATE Ø 42 - Halter
	215	11/09→					
	E 300 4-matic (212.280) E 350 4-matic (212.287) E 350 4-matic (212.288, 212.287) E 350 CDI 4-matic (212.289) E 350 CDI 4-matic (212.293)	185	07/11→	←	 ; für Fahrzeuge mit Sportpaket / für Fahr- zeuge mit AMG-Sportpaket	24.3601-1721.5	240629
200		11/09→	←	 ; für Fahrzeuge mit Sportpaket / für Fahr- zeuge mit AMG-Sportpaket	24.3601-1722.5	240630	TRW Ø 60 - Halter
225		09/11→					
170		11/09→	←	 ; für Fahrzeuge ohne Sportpaket / für Fahrzeuge ohne AMG-Sportpaket	24.3601-1723.5	240631	TRW Ø 60 - Halter
195		07/11→					
			→		11.9426-9991.2	220641	ATE Ø 42 - Halter
		→		11.9426-9992.2	220642	ATE Ø 42 - Halter	
E 300 Hybrid / BlueTEC Hybrid (212.298)	150	12/11→	←	 ; 06/12→; für Fahrzeuge mit Sportpaket / für Fahr- zeuge mit AMG-Sportpaket	24.3606-1711.5	240780	TRW Ø 60 - Halter
			←	; 06/12→; für Fahrzeuge mit Sportpaket / für Fahr- zeuge mit AMG-Sportpaket	24.3606-1712.5	240781	TRW Ø 60 - Halter
			→	; 06/12→	11.9426-9991.2	220641	ATE Ø 42 - Halter
			→	; 06/12→	11.9426-9992.2	220642	ATE Ø 42 - Halter
E 350 (212.256)	200	08/09→	←	; 11/09→; für Fahrzeuge mit Sportpaket / für Fahr- zeuge mit AMG-Sportpaket	24.3606-1711.5	240780	TRW Ø 60 - Halter
			←	; 11/09→; für Fahrzeuge mit Sportpaket / für Fahr- zeuge mit AMG-Sportpaket	24.3606-1712.5	240781	TRW Ø 60 - Halter
			→	; 11/09→	11.9426-9991.2	220641	ATE Ø 42 - Halter
			→	; 11/09→	11.9426-9992.2	220642	ATE Ø 42 - Halter
↓							

	kw			 	! #			
<b>MERCEDES-BENZ - E-KLASSE Kombi (S212) 08/09 →</b>								
<b> Bremssattel</b>								
E 350 BlueTEC	185	11/12 →	←	 ; 01/13 →; für Fahrzeuge mit Sportpaket / für Fahr- zeuge mit AMG-Sportpaket		24.3606-1711.5	240780	TRW Ø 60 - Halter
			←	 ; 01/13 →; für Fahrzeuge mit Sportpaket / für Fahr- zeuge mit AMG-Sportpaket				
			→	 ; 01/13 →				
			→	 ; 01/13 →				
E 350 BlueTEC 4-matic	185	11/12 →	←	 ; 01/13 →; für Fahrzeuge ohne Sportpaket / für Fahrzeuge ohne AMG-Sportpaket		24.3601-1723.5	240631	TRW Ø 60 - Halter
			←	 ; 01/13 →; für Fahrzeuge ohne Sportpaket / für Fahrzeuge ohne AMG-Sportpaket				
			→	 ; 01/13 →				
			→	 ; 01/13 →				
E 350 BlueTEC 4-matic (212.294)	190	07/14 →	←	 ; für Fahrzeuge ohne Sportpaket / für Fahrzeuge ohne AMG-Sportpaket		24.3601-1723.5	240631	TRW Ø 60 - Halter
			←	 ; für Fahrzeuge ohne Sportpaket / für Fahrzeuge ohne AMG-Sportpaket				
			→					
			→					
E 400	245	01/13 →	→			11.9426-9991.2	220641	ATE Ø 42 - Halter
E 400 (212.261)	245	07/14 →						
E 400 4-matic	245	01/13 →	→			11.9426-9992.2	220642	ATE Ø 42 - Halter
E 400 4-matic (212.299)	245	07/14 →						
E 500 (212.272)	285	11/09 →	→			11.9426-9959.2	220801	ATE Ø 42 - Halter
E 500 (212.273)	300	09/11 →						
E 500 4-matic (212.291)	300	09/11 →	→			11.9426-9960.2	220802	ATE Ø 42 - Halter
<b>Feder, Bremssattel</b>								
E 200 (212.234)	135	11/12 →		03/13 →	2	11.8116-0087.2	390607	ATE
E 250 (212.236)	155	11/12 →						
E 200 CDI / BlueTEC (212.205, 212.206)	100	11/09 →			2	11.8116-0087.2	390607	ATE
E 200 CGI (212.248)	135	11/09 →						
E 220 BlueTEC	130	05/15 →						
E 220 BlueTEC 4-matic (212.211)	125	12/14 →						
E 220 CDI / BlueTEC (212.202, 212.201)	125	11/09 →						
E 250 CDI / BlueTEC (212.203, 212.204)	150	11/09 →						
E 250 CDI / BlueTEC 4- matic (212.282, 212.297)	150	07/10 →						
E 250 CGI (212.247)	150	11/09 →						
E 300 (212.254)	170	11/09 →						
E 300 (212.255)	185	07/11 →						
E 300 4-matic (212.280)	185	07/11 →						
E 300 CDI / BlueTEC (212.227, 212.221)	170	11/09 →						
E 350 (212.259)	225	09/11 →						
E 350 4-matic (212.287)	200	11/09 →						
E 350 4-matic (212.288, 212.287)	225	09/11 →						
E 350 BlueTEC (212.224)	155	11/09 →						
E 350 BlueTEC (212.226)	190	07/14 →						
E 350 BlueTEC 4-matic (212.294)	190	07/14 →						
E 350 CDI (212.223)	195	07/11 →						
E 350 CDI (212.225)	170	11/09 →						
E 350 CDI 4-matic (212.289)	170	11/09 →						
E 350 CDI 4-matic (212.293)	195	07/11 →						
E 350 CGI (212.257)	215	11/09 →						
E 400	245	01/13 →						
E 400 (212.261)	245	07/14 →						
E 400 4-matic	245	01/13 →						
E 400 4-matic (212.299)	245	07/14 →						
E 500 (212.272)	285	11/09 →						
E 500 (212.273)	300	09/11 →						
E 500 4-matic (212.291)	300	09/11 →						
↓								


































	kW			 	! #		
<b>MERCEDES-BENZ - E-KLASSE Kombi (S212) 08/09 →</b>							
<b>Feder, Bremssattel</b>							
E 220 CDI (212.202)	120	08/09 →		11/09 →	2	11.8116-0087.2 390607	ATE
E 350 (212.256)	200	08/09 →					
E 300 Hybrid / BlueTEC Hybrid (212.298)	150	12/11 →		06/12 →	2	11.8116-0087.2 390607	ATE
E 350 BlueTEC	185	11/12 →		01/13 →	2	11.8116-0087.2 390607	ATE
E 350 BlueTEC 4-matic	185	11/12 →					
<b>Führungshülzensatz, Bremssattel</b>							
E 200 (212.234)	135	11/12 →	➔	03/13 →		11.0101-5407.2 260011	ATE
E 250 (212.236)	155	11/12 →					
E 200 CDI / BlueTEC (212.205, 212.206)	100	11/09 →	➔			11.0101-5407.2 260011	ATE
E 200 CGI (212.248)	135	11/09 →					
E 220 BlueTEC	130	05/15 →					
E 220 BlueTEC 4-matic (212.211)	125	12/14 →					
E 220 CDI / BlueTEC (212.202, 212.201)	125	11/09 →					
E 250 CDI / BlueTEC (212.203, 212.204)	150	11/09 →					
E 250 CDI / BlueTEC 4-matic (212.282, 212.297)	150	07/10 →					
E 250 CGI (212.247)	150	11/09 →					
E 300 (212.254)	170	11/09 →					
E 300 (212.255)	185	07/11 →					
E 300 4-matic (212.280)	185	07/11 →					
E 300 CDI / BlueTEC (212.227, 212.221)	170	11/09 →					
E 350 (212.259)	225	09/11 →					
E 350 4-matic (212.287)	200	11/09 →					
E 350 4-matic (212.288, 212.287)	225	09/11 →					
E 350 BlueTEC (212.224)	155	11/09 →					
E 350 BlueTEC (212.226)	190	07/14 →					
E 350 BlueTEC 4-matic (212.294)	190	07/14 →					
E 350 CDI (212.223)	195	07/11 →					
E 350 CDI (212.225)	170	11/09 →					
E 350 CDI 4-matic (212.289)	170	11/09 →					
E 350 CDI 4-matic (212.293)	195	07/11 →					
E 350 CGI (212.257)	215	11/09 →					
E 400	245	01/13 →					
E 400 (212.261)	245	07/14 →					
E 400 4-matic	245	01/13 →					
E 400 4-matic (212.299)	245	07/14 →					
E 500 (212.272)	285	11/09 →					
E 500 (212.273)	300	09/11 →					
E 500 4-matic (212.291)	300	09/11 →					
E 220 CDI (212.202)	120	08/09 →	➔	11/09 →		11.0101-5407.2 260011	ATE
E 350 (212.256)	200	08/09 →					
E 300 Hybrid / BlueTEC Hybrid (212.298)	150	12/11 →	➔	06/12 →		11.0101-5407.2 260011	ATE
E 350 BlueTEC	185	11/12 →	➔	01/13 →		11.0101-5407.2 260011	ATE
E 350 BlueTEC 4-matic	185	11/12 →					
<b>Führungsbolzen, Bremssattel</b>							
E 300 (212.254)	170	11/09 →				11.8171-0008.1 990049	ATE
E 300 (212.255)	185	07/11 →					
E 300 4-matic (212.280)	185	07/11 →					
E 300 CDI / BlueTEC (212.227, 212.221)	170	11/09 →					
E 350 (212.259)	225	09/11 →					
E 350 4-matic (212.287)	200	11/09 →					
E 350 4-matic (212.288, 212.287)	225	09/11 →					
E 350 BlueTEC (212.224)	155	11/09 →					
E 350 BlueTEC (212.226)	190	07/14 →					
E 350 BlueTEC 4-matic (212.294)	190	07/14 →					
E 350 CDI (212.223)	195	07/11 →					
E 350 CDI (212.225)	170	11/09 →					
E 350 CDI 4-matic (212.289)	170	11/09 →					
E 350 CDI 4-matic (212.293)	195	07/11 →					
E 350 CGI (212.257)	215	11/09 →					
↓							

	kW			 	! #		
<b>MERCEDES-BENZ - E-KLASSE Kombi (S212) 08/09→</b>							
<b>Führungsbolzen, Bremsattel</b>							
E 400	245	01/13→				11.8171-0008.1	990049 ATE
E 400 (212.261)	245	07/14→					
E 400 4-matic	245	01/13→					
E 400 4-matic (212.299)	245	07/14→					
E 500 (212.272)	285	11/09→					
E 500 (212.273)	300	09/11→					
E 500 4-matic (212.291)	300	09/11→					
E 300 Hybrid / BlueTEC Hybrid (212.298)	150	12/11→		06/12→		11.8171-0008.1	990049 ATE
E 350 (212.256)	200	08/09→		11/09→		11.8171-0008.1	990049 ATE
E 350 BlueTEC	185	11/12→		01/13→		11.8171-0008.1	990049 ATE
E 350 BlueTEC 4-matic	185	11/12→					
<b> Bremsenschlauch</b>							
E 200 (212.234)	135	11/12→	←	03/13→	2	24.5148-0406.3	331478 L= 402
E 250 (212.236)	155	11/12→					
E 200 CDI / BlueTEC (212.205, 212.206)	100	11/09→	←		2	24.5148-0406.3	331478 L= 402
E 200 CGI (212.248)	135	11/09→					
E 220 BlueTEC	130	05/15→					
E 220 CDI / BlueTEC (212.202, 212.201)	125	11/09→					
E 250 CDI / BlueTEC (212.203, 212.204)	150	11/09→					
E 250 CGI (212.247)	150	11/09→					
E 300 (212.254)	170	11/09→					
E 300 (212.255)	185	07/11→					
E 300 CDI / BlueTEC (212.227, 212.221)	170	11/09→					
E 350 (212.259)	225	09/11→					
E 350 BlueTEC (212.224)	155	11/09→					
E 350 BlueTEC (212.226)	190	07/14→					
E 350 CDI (212.223)	195	07/11→					
E 350 CDI (212.225)	170	11/09→					
E 350 CGI (212.257)	215	11/09→					
E 400	245	01/13→					
E 400 (212.261)	245	07/14→					
E 500 (212.272)	285	11/09→					
E 500 (212.273)	300	09/11→					
E 220 BlueTEC 4-matic (212.211)	125	12/14→	←		2	83.7713-0487.3	331342 L= 488
E 250 CDI / BlueTEC 4-matic (212.282, 212.297)	150	07/10→					
E 300 4-matic (212.280)	185	07/11→					
E 350 4-matic (212.287)	200	11/09→					
E 350 4-matic (212.288, 212.287)	225	09/11→					
E 350 BlueTEC 4-matic (212.294)	190	07/14→					
E 350 CDI 4-matic (212.289)	170	11/09→					
E 350 CDI 4-matic (212.293)	195	07/11→					
E 400 4-matic	245	01/13→					
E 400 4-matic (212.299)	245	07/14→					
E 500 4-matic (212.291)	300	09/11→					
E 220 CDI (212.202)	120	08/09→	←	11/09→	2	24.5148-0406.3	331478 L= 402
E 350 (212.256)	200	08/09→					
E 300 Hybrid / BlueTEC Hybrid (212.298)	150	12/11→	←	06/12→	2	24.5148-0406.3	331478 L= 402
E 350 BlueTEC	185	11/12→	←	01/13→	2	24.5148-0406.3	331478 L= 402
E 350 BlueTEC 4-matic	185	11/12→	←	01/13→	2	83.7713-0487.3	331342 L= 488
<b>MERCEDES-BENZ - G-KLASSE (W461) 09/89→</b>							
<b> Bremsattel</b>							
230 GE (461.238, 461.239)	90	09/89→07/96	←	☐; 02/93→		13.9441-0041.2	210279 ATE Ø 44
			←	☐; 02/93→		13.9441-0042.2	210280 ATE Ø 44
230 GE (461)	92	06/93→07/00	←	☐		13.9441-0041.2	210279 ATE Ø 44
290 GD/G 290 D (461.337, 461.338)	70	06/93→07/00	←	☐		13.9441-0042.2	210280 ATE Ø 44
G 270 CDI	115	01/03→					
G 290 TD (461.335, 461.336)	88	07/97→					
↓							



	kW			 	! #		
<b>MERCEDES-BENZ - G-KLASSE (W461) 09/89→</b>							
<b>Dichtungssatz, Bremssattel</b>							
230 GE (461.238, 461.239)	90	09/89→07/96	←	02/93→		13.0441-4408.2 250096	ATE
230 GE (461) 290 GD/G 290 D (461.337, 461.338) G 270 CDI G 290 TD (461.335, 461.336)	92 70 115 88	06/93→07/00 06/93→07/00 01/03→ 07/97→	←			13.0441-4408.2 250096	ATE
<b> Bremsschlauch</b>							
230 GE (461.238, 461.239)	90	09/89→07/96	←	02/93→	2	24.5224-0460.3 331264	L= 460
			→	02/93→	2	83.6104-0220.3 330474	L= 220
230 GE (461) 290 GD/G 290 D (461.337, 461.338) G 290 TD (461.335, 461.336)	92 70 88	06/93→07/00 06/93→07/00 07/97→	←		2	24.5224-0460.3 331264	L= 460
			→		2	83.6104-0220.3 330474	L= 220
G 270 CDI G 280 CDI (461.304, 461.346, 461.370, 461.334, 461.339...) G 300 CDI	115 135 135	01/03→ 04/09→ 04/10→	→		2	83.6104-0220.3 330474	L= 220
<b>MERCEDES-BENZ - G-KLASSE (W463) 09/89→</b>							
<b> Bremssattel</b>							
300 GE (463.227, 463.228)	128	06/90→08/97	←			13.9441-0041.2 210279	ATE Ø 44
350 Turbo GD (463.320, 463.321) G 270 CDI (463.322, 463.323) G 300 TD (463.330, 463.331) G 320 (463.230, 463.231) G 320 (463.232, 463.233, 463.244, 463.245) G 350 CDI G 36 AMG (463.230) G 400 CDI (463.332, 463.333) G 500 (463.247, 463.248, 463.249, 463.240, 463.241)	100 115 130 155 158 155 200 184 218	09/91→08/96 10/01→ 08/96→07/00 09/94→12/97 07/97→ 07/11→ 01/95→07/98 12/00→ 04/98→	←			13.9441-0042.2 210280	ATE Ø 44
G 55 AMG (463.243, 463.246) G 55 AMG (463.270, 463.271) G 55 AMG (463.270, 463.271) G 55 AMG (463.270, 463.271)	260 350 368 373	04/99→ 06/04→ 08/06→ 08/08→	←	 ; Achsnummer: 730.331		11.9441-9955.2 220805	ATE Ø 44 - Halter
			←	 ; Achsnummer: 730.331		11.9441-9956.2 220806	ATE Ø 44 - Halter
			←	 ; Achsnummer: 730.306		13.9441-0041.2 210279	ATE Ø 44
			←	 ; Achsnummer: 730.306		13.9441-0042.2 210280	ATE Ø 44
G 63 AMG (463.273)	400	05/12→	→	 ; 06/12→		24.3421-9965.5 240645	ATE Ø 42 - Halter
			→	 ; 06/12→		24.3421-9966.5 240646	ATE Ø 42 - Halter
G 65 AMG	450	05/12→	←	 ; 06/12→		11.9441-9955.2 220805	ATE Ø 44 - Halter
			←	 ; 06/12→		11.9441-9956.2 220806	ATE Ø 44 - Halter
<b>Dichtungssatz, Bremssattel</b>							
300 GE (463.227, 463.228) 350 Turbo GD (463.320, 463.321) G 270 CDI (463.322, 463.323) G 300 TD (463.330, 463.331) G 320 (463.230, 463.231) G 320 (463.232, 463.233, 463.244, 463.245) G 350 CDI G 36 AMG (463.230) G 400 CDI (463.332, 463.333) ↓	128 100 115 130 155 158 155 200 184	06/90→08/97 09/91→08/96 10/01→ 08/96→07/00 09/94→12/97 07/97→ 07/11→ 01/95→07/98 12/00→	←			13.0441-4408.2 250096	ATE

	kW			 	! #		
<b>MERCEDES-BENZ - G-KLASSE (W463) 09/89→</b>							
<b>Dichtungssatz, Bremssattel</b>							
G 500 (463.247, 463.248, 463.249, 463.240, 463.241)	218	04/98→	←			13.0441-4408.2 250096	ATE
G 55 AMG (463.243, 463.246)	260	04/99→	←	Achsnummer: 730.306		13.0441-4408.2 250096	ATE
G 55 AMG (463.270, 463.271)	350	06/04→					
G 55 AMG (463.270, 463.271)	368	08/06→					
G 55 AMG (463.270, 463.271)	373	08/08→					
<b> Bremsschlauch</b>							
300 GE (463.227, 463.228)	128	06/90→08/97	←		2	24.5224-0460.3 331264	L= 460
350 Turbo GD (463.320, 463.321)	100	09/91→08/96	→		2	24.5165-0450.3 331259	L= 450
G 270 CDI (463.322, 463.323)	115	10/01→					
G 300 TD (463.330, 463.331)	130	08/96→07/00					
G 320 (463.230, 463.231)	155	09/94→12/97					
G 320 (463.232, 463.233, 463.244, 463.245)	158	07/97→					
G 36 AMG (463.230)	200	01/95→07/98					
G 400 CDI (463.332, 463.333)	184	12/00→					
G 500 (463.247, 463.248, 463.249, 463.240, 463.241)	218	04/98→					
G 320 CDI (463.340, 463.341, 463.343)	165	09/06→	→		2	83.6104-0220.3 330474	L= 220
G 350 CDI	155	07/11→					
G 350 d (463.348)	180	06/15→					
G 500 (463.202)	285	05/08→					
<b>MERCEDES-BENZ - G-KLASSE Geländewagen offen (W463) 09/89→</b>							
<b> Bremssattel</b>							
300 GD (463.307)	83	12/90→09/97	←	<input type="checkbox"/>		13.9441-0041.2 210279	ATE Ø 44
300 GE (463.207)	125	09/89→09/97	←	<input type="checkbox"/>		13.9441-0042.2 210280	ATE Ø 44
320 GE (463.208)	155	09/94→11/97					
350 G Turbo-D (463.300)	100	09/91→09/97					
G 300 TD (463.308)	130	09/96→07/00					
G 320 (463.209)	158	11/97→					
G 400 CDI (463.309)	184	12/00→					
G 500	285	12/09→					
G 500 (463)	218	04/98→					
<b>Dichtungssatz, Bremssattel</b>							
300 GD (463.307)	83	12/90→09/97	←			13.0441-4408.2 250096	ATE
300 GE (463.207)	125	09/89→09/97					
320 GE (463.208)	155	09/94→11/97					
350 G Turbo-D (463.300)	100	09/91→09/97					
G 300 TD (463.308)	130	09/96→07/00					
G 320 (463.209)	158	11/97→					
G 400 CDI (463.309)	184	12/00→					
G 500	285	12/09→					
G 500 (463)	218	04/98→					
<b> Bremsschlauch</b>							
300 GD (463.307)	83	12/90→09/97	←		2	24.5224-0460.3 331264	L= 460
300 GE (463.207)	125	09/89→09/97	→		2	24.5165-0450.3 331259	L= 450
320 GE (463.208)	155	09/94→11/97					
350 G Turbo-D (463.300)	100	09/91→09/97					
G 300 TD (463.308)	130	09/96→07/00					
G 320 (463.209)	158	11/97→					
G 400 CDI (463.309)	184	12/00→					
G 500	285	12/09→					
G 500 (463)	218	04/98→					
G 320 CDI (463.303)	165	09/06→	→		2	83.6104-0220.3 330474	L= 220
G 350 CDI	155	07/11→					

**MERCEDES-BENZ - GLE (W166) 04/15→**

 **Bremsschlauch**


250 d (166.006)	150	04/15→	←		2	<b>24.5140-0256.3</b>	<b>331445</b>	L= 660
250 d 4-matic (166.004)	150	04/15→						
320 4-matic (166.062)	200	10/15→						
350 d 4-matic (166.024)	190	04/15→						
400 4-matic (166.056)	245	04/15→						
450 AMG 4-matic (166.064)	270	10/15→04/16						
500 4-matic (166.073)	320	04/15→						
500 e 4-matic (166.063)	245	04/15→						
500 e 4-matic (166.063)	325	04/15→						
AMG 43 4-matic (166.064)	270	05/16→						
AMG 63 4-matic (166.074)	386	04/15→05/17						
AMG 63 4-matic (166.074)	410	04/15→						
AMG 63 S 4-matic (166.075)	430	04/15→						

**MERCEDES-BENZ - GLE Coupe (C292) 03/15→**

 **Bremsschlauch**

350 d 4-matic (292.323, 292.324)	190	03/15→	←		2	<b>24.5140-0256.3</b>	<b>331445</b>	L= 660
400 4-matic (292.356)	245	03/15→						
450 AMG 4-matic (292.364)	270	03/15→04/16						
500 4-matic (292.373)	335	10/15→						
AMG 43 4-matic (292.364)	270	05/16→						
AMG 63 4-matic (292.374)	410	03/15→						
AMG 63 S 4-matic (292.375)	430	03/15→						

**MERCEDES-BENZ - GLK-KLASSE (X204) 06/08→**










 **Bremsschlauch**












200 (204.934)	135	08/13→06/15	→		2	<b>24.5172-0305.3</b>	<b>331312</b>	L= 305
200 CDI (204.901)	100	12/13→06/15						
200 CDI (204.901)	105	07/10→06/15						
250 (204.936)	155	08/13→06/15						
250 4-matic (204.937)	155	08/13→06/15						
250 CDI 4-matic (204.982, 204.904)	150	09/09→06/15						
300 4-matic	185	09/09→06/15						
300 4-matic (204.981)	170	07/09→04/11						
350 (204.956)	200	04/09→06/15						
350 CDI 4-matic (204.992)	165	07/09→01/10						
350 CDI 4-matic (204.992)	170	02/10→05/10						
350 CDI 4-matic (204.993)	195	07/12→06/15						
220 CDI (204.902)	120	12/08→06/15	→	04/09→		<b>24.5172-0305.3</b>	<b>331312</b>	L= 305
220 CDI (204.902)	125	12/08→06/15						
220 CDI 4-matic (204.984, 204.997)	125	12/08→06/15						
220 CDI 4-matic (204.984)	120	12/08→06/15						
280 4-matic (204.981)	170	06/08→06/09	→	09/08→		<b>24.5172-0305.3</b>	<b>331312</b>	L= 305
320 CDI 4-matic (204.983)	165	06/08→06/15						
350 4-matic (204.987)	200	06/08→04/11						
350 4-matic (204.988)	225	06/08→06/15						









**MERCEDES-BENZ - GL-KLASSE (X164) 09/06→**

 **Bremssattel**








GL 320 CDI / 350 BlueTEC 4-matic (164.824, 164.825)	155	12/09→	→			<b>24.3421-9965.5</b>	<b>240645</b>	ATE Ø 42 - Halter
GL 350 CDI 4-matic (164.822)	165	05/09→	→			<b>24.3421-9966.5</b>	<b>240646</b>	ATE Ø 42 - Halter
GL 350 CDI 4-matic (164.823)	195	10/10→						
GL 450 4-matic (164.871)	250	09/06→						
GL 450 CDI 4-matic (164.828)	225	05/09→						
GL 500 4-matic (164.886)	285	09/06→						








	kW					! #			
<b>MERCEDES-BENZ - GL-KLASSE (X164) 09/06→</b>									
<b> Bremssattel</b>									
GL 320 CDI 4-matic (164.822)	165	09/06→05/09	→	<input type="checkbox"/>			24.3421-9965.5	240645	ATE Ø 42 - Halter
GL 420 CDI 4-matic (164.828)	225	09/06→05/09	→	<input type="checkbox"/>			24.3421-9966.5	240646	ATE Ø 42 - Halter
<b>Feder, Bremssattel</b>									
GL 320 CDI / 350 BlueTEC 4-matic (164.824, 164.825)	155	12/09→		→ 06/12		2	11.8116-0133.1	390511	ATE
GL 350 CDI 4-matic (164.822)	165	05/09→	→	→ 06/12		2	11.8116-0323.1	390459	ATE
GL 350 CDI 4-matic (164.823)	195	10/10→							
GL 450 4-matic (164.871)	250	09/06→							
GL 450 CDI 4-matic (164.828)	225	05/09→							
GL 500 4-matic (164.886)	285	09/06→							
GL 320 CDI 4-matic (164.822)	165	09/06→05/09				2	11.8116-0133.1	390511	ATE
GL 420 CDI 4-matic (164.828)	225	09/06→05/09	→			2	11.8116-0323.1	390459	ATE
<b>Führungshülzensatz, Bremssattel</b>									
GL 320 CDI / 350 BlueTEC 4-matic (164.824, 164.825)	155	12/09→	←	→ 06/12			11.0101-7003.2	260124	ATE
GL 350 CDI 4-matic (164.822)	165	05/09→	→	→ 06/12			11.0101-5407.2	260011	ATE
GL 350 CDI 4-matic (164.823)	195	10/10→							
GL 450 4-matic (164.871)	250	09/06→							
GL 450 CDI 4-matic (164.828)	225	05/09→							
GL 500 4-matic (164.886)	285	09/06→							
GL 320 CDI 4-matic (164.822)	165	09/06→05/09	←				11.0101-7003.2	260124	ATE
GL 420 CDI 4-matic (164.828)	225	09/06→05/09	→				11.0101-5407.2	260011	ATE
<b>Führungsbolzen, Bremssattel</b>									
GL 320 CDI / 350 BlueTEC 4-matic (164.824, 164.825)	155	12/09→		→ 06/12			11.8171-0008.1	990049	ATE
GL 350 CDI 4-matic (164.822)	165	05/09→					11.8171-0096.1	250155	ATE
GL 350 CDI 4-matic (164.823)	195	10/10→							
GL 450 4-matic (164.871)	250	09/06→							
GL 450 CDI 4-matic (164.828)	225	05/09→							
GL 500 4-matic (164.886)	285	09/06→							
GL 320 CDI 4-matic (164.822)	165	09/06→05/09					11.8171-0008.1	990049	ATE
GL 420 CDI 4-matic (164.828)	225	09/06→05/09					11.8171-0096.1	250155	ATE
<b> Bremsschlauch</b>									
GL 320 CDI / 350 BlueTEC 4-matic (164.824, 164.825)	155	12/09→	←	→ 06/12		2	24.5123-0545.3	331240	L= 545
GL 350 CDI 4-matic (164.822)	165	05/09→	→	→ 06/12		2	24.5123-0610.3	331241	L= 610
GL 350 CDI 4-matic (164.823)	195	10/10→							
GL 450 4-matic (164.871)	250	09/06→							
GL 450 CDI 4-matic (164.828)	225	05/09→							
GL 500 4-matic (164.886)	285	09/06→							
GL 320 CDI 4-matic (164.822)	165	09/06→05/09	←			2	24.5123-0545.3	331240	L= 545
GL 420 CDI 4-matic (164.828)	225	09/06→05/09	→			2	24.5123-0610.3	331241	L= 610









	kW			 	! #		
<b>MERCEDES-BENZ - GL-KLASSE (X166) 07/12→</b>							
 <b>Bremsschlauch</b>							
GL 350 CDI / BlueTec 4-matic (166.823, 166.824)	190	07/12→	←		2	24.5140-0256.3 331445	L= 660
GL 400 4-matic (166.856)	245	08/13→					
GL 500 4-matic (166.873)	320	07/12→					
GL 63 AMG 4-matic (166.874)	410	07/12→					
<b>MERCEDES-BENZ - GLS (X166) 11/15→</b>							
 <b>Bremsschlauch</b>							
350 d 4-matic (166.824)	190	11/15→	←		2	24.5140-0256.3 331445	L= 660
400 4-matic (166.856)	245	11/15→					
500 4-matic (166.873)	335	11/15→					
AMG 63 4-matic (166.875, 166.874)	430	11/15→					
<b>MERCEDES-BENZ - M-KLASSE (W163) 02/98→06/05</b>							
 <b>Bremsschlauch</b>							
ML 230 (163.136)	110	02/98→06/05	←	☐; 03/98→08/00		24.5143-0534.3 331490	L= 525
ML 320 (163.154)	160	02/98→08/02	←	☐; 03/98→08/00		24.5143-0535.3 331491	L= 525
			←	☐; 09/00→		83.6211-0535.3 330627	L= 525
			←	☐; 09/00→		83.6211-0536.3 330628	L= 525
			→	03/98→	2	83.6105-0300.3 330537	L= 300
ML 270 CDI (163.113)	120	12/99→06/05	←	☐; →08/00		24.5143-0534.3 331490	L= 525
ML 55 AMG (163.174)	255	02/00→06/05	←	☐; →08/00		24.5143-0535.3 331491	L= 525
			←	☐; 09/00→		83.6211-0535.3 330627	L= 525
			←	☐; 09/00→		83.6211-0536.3 330628	L= 525
			→		2	83.6105-0300.3 330537	L= 300
ML 350	173	02/03→06/05	←	☐		83.6211-0535.3 330627	L= 525
ML 400 CDI (163.128)	184	09/01→06/05	←	☐		83.6211-0536.3 330628	L= 525
ML 500 (163.175)	215	09/01→06/05	→		2	83.6105-0300.3 330537	L= 300
ML 350 (163.157)	180	08/02→06/05	←	☐; 09/02→		83.6211-0535.3 330627	L= 525
			←	☐; 09/02→		83.6211-0536.3 330628	L= 525
			→	09/02→	2	83.6105-0300.3 330537	L= 300
ML 430 (163.172)	200	02/98→06/05	←	☐; 09/98→08/00		24.5143-0534.3 331490	L= 525
			←	☐; 09/98→08/00		24.5143-0535.3 331491	L= 525
			←	☐; 09/00→		83.6211-0535.3 330627	L= 525
			←	☐; 09/00→		83.6211-0536.3 330628	L= 525
			→	09/98→	2	83.6105-0300.3 330537	L= 300
<b>MERCEDES-BENZ - M-KLASSE (W164) 07/05→12/11</b>							
 <b>Bremssattel</b>							
ML 280 CDI 4-matic (164.120)	140	07/05→07/09	→	☐; passend für Felgenreöße [Zoll]: 18		24.3421-9965.5 240645	ATE Ø 42 - Halter
ML 320 CDI 4-matic (164.122)	165	07/05→07/09	→	☐; passend für Felgenreöße [Zoll]: 18		24.3421-9966.5 240646	ATE Ø 42 - Halter
ML 300 4-matic (164.182)	170	03/10→	→	☐; →05/11; passend für Felgenreöße [Zoll]: 18		24.3421-9965.5 240645	ATE Ø 42 - Halter
ML 300 CDI 4-matic (164.120)	140	07/09→12/11	→	☐; →05/11; passend für Felgenreöße [Zoll]: 18		24.3421-9966.5 240646	ATE Ø 42 - Halter
ML 300 CDI 4-matic (164.121)	150	02/10→12/11					
ML 350 4-matic (164.186)	200	07/05→12/11					
ML 350 CDI 4-matic (164.122)	165	07/09→12/11					
ML 350 CDI 4-matic (164.125)	155	09/09→12/11					
ML 350 CDI 4-matic (164.125)	170	02/10→12/11					
ML 500 4-matic (164.172)	285	12/07→12/11					
ML 500 4-matic (164.175)	225	07/05→12/11					
ML 420 CDI 4-matic (164.128)	225	02/06→09/09	→	☐; 04/06→		24.3421-9965.5 240645	ATE Ø 42 - Halter
↓							










	kW			 	! #		
<b>MERCEDES-BENZ - M-KLASSE (W164) 07/05→12/11</b>							
<b> Bremssattel</b>							
ML 420 CDI 4-matic (164.128)	225	02/06→09/09	➡	☐; 04/06→		24.3421-9966.5 240646	ATE Ø 42 - Halter
ML 450 CDI 4-matic (164.128)	225	09/09→12/11	➡	☐; → 05/11		24.3421-9965.5 240645	ATE Ø 42 - Halter
			➡	☐; → 05/11		24.3421-9966.5 240646	ATE Ø 42 - Halter
<b>Feder, Bremssattel</b>							
ML 280 CDI 4-matic (164.120)	140	07/05→07/09			2	11.8116-0133.1 390511	ATE
ML 320 CDI 4-matic (164.122)	165	07/05→07/09				11.8116-0323.1 390459	ATE
ML 300 4-matic (164.182)	170	03/10→		→ 05/11	2	11.8116-0133.1 390511	ATE
ML 300 CDI 4-matic (164.120)	140	07/09→12/11				11.8116-0323.1 390459	ATE
ML 300 CDI 4-matic (164.121)	150	02/10→12/11					
ML 350 4-matic (164.186)	200	07/05→12/11					
ML 350 CDI 4-matic (164.122)	165	07/09→12/11					
ML 350 CDI 4-matic (164.125)	155	09/09→12/11					
ML 350 CDI 4-matic (164.125)	170	02/10→12/11					
ML 450 CDI 4-matic (164.128)	225	09/09→12/11					
ML 500 4-matic (164.172)	285	12/07→12/11					
ML 500 4-matic (164.175)	225	07/05→12/11					
ML 420 CDI 4-matic (164.128)	225	02/06→09/09		04/06→	2	11.8116-0133.1 390511	ATE
						11.8116-0323.1 390459	ATE
ML 63 AMG 4-matic (164.177)	375	01/06→12/11		→ 05/11	2	11.8116-0353.2 390585	ATE
<b>Führungshülzensatz, Bremssattel</b>							
ML 280 CDI 4-matic (164.120)	140	07/05→07/09	←			11.0101-7003.2 260124	ATE
ML 320 CDI 4-matic (164.122)	165	07/05→07/09	➡			11.0101-5407.2 260011	ATE
ML 300 4-matic (164.182)	170	03/10→	←	→ 05/11		11.0101-7003.2 260124	ATE
ML 300 CDI 4-matic (164.120)	140	07/09→12/11	➡	→ 05/11		11.0101-5407.2 260011	ATE
ML 300 CDI 4-matic (164.121)	150	02/10→12/11					
ML 350 4-matic (164.186)	200	07/05→12/11					
ML 350 CDI 4-matic (164.122)	165	07/09→12/11					
ML 350 CDI 4-matic (164.125)	155	09/09→12/11					
ML 350 CDI 4-matic (164.125)	170	02/10→12/11					
ML 450 CDI 4-matic (164.128)	225	09/09→12/11					
ML 500 4-matic (164.172)	285	12/07→12/11					
ML 500 4-matic (164.175)	225	07/05→12/11					
ML 420 CDI 4-matic (164.128)	225	02/06→09/09	←	04/06→		11.0101-7003.2 260124	ATE
			➡	04/06→		11.0101-5407.2 260011	ATE
ML 63 AMG 4-matic (164.177)	375	01/06→12/11	←	→ 05/11		11.0101-5706.2 260097	ATE
<b>Führungsbolzen, Bremssattel</b>							
ML 280 CDI 4-matic (164.120)	140	07/05→07/09				11.8171-0008.1 990049	ATE
ML 320 CDI 4-matic (164.122)	165	07/05→07/09				11.8171-0096.1 250155	ATE
ML 300 4-matic (164.182)	170	03/10→		→ 05/11		11.8171-0008.1 990049	ATE
ML 300 CDI 4-matic (164.120)	140	07/09→12/11				11.8171-0096.1 250155	ATE
ML 300 CDI 4-matic (164.121)	150	02/10→12/11					
ML 350 4-matic (164.186)	200	07/05→12/11					
↓							



	kW			 	! #		
<b>MERCEDES-BENZ - M-KLASSE (W164) 07/05→12/11</b>							
<b>Führungsbolzen, Bremsattel</b>							
ML 350 CDI 4-matic (164.122)	165	07/09→12/11		→ 05/11		11.8171-0008.1 990049	ATE
ML 350 CDI 4-matic (164.125)	155	09/09→12/11				11.8171-0096.1 250155	ATE
ML 350 CDI 4-matic (164.125)	170	02/10→12/11					
ML 450 CDI 4-matic (164.128)	225	09/09→12/11					
ML 500 4-matic (164.172)	285	12/07→12/11					
ML 500 4-matic (164.175)	225	07/05→12/11					
ML 420 CDI 4-matic (164.128)	225	02/06→09/09		04/06→		11.8171-0008.1 990049	ATE
						11.8171-0096.1 250155	ATE
ML 63 AMG 4-matic (164.177)	375	01/06→12/11		→ 05/11		11.8171-0067.1 250153	ATE
<b>Bremsschlauch</b>							
ML 280 CDI 4-matic (164.120)	140	07/05→07/09	←		2	24.5123-0545.3 331240	L= 545
ML 320 CDI 4-matic (164.122)	165	07/05→07/09	→		2	24.5123-0610.3 331241	L= 610
ML 300 4-matic (164.182)	170	03/10→	←	→ 05/11	2	24.5123-0545.3 331240	L= 545
ML 300 CDI 4-matic (164.120)	140	07/09→12/11	→	→ 05/11	2	24.5123-0610.3 331241	L= 610
ML 300 CDI 4-matic (164.121)	150	02/10→12/11					
ML 350 4-matic (164.186)	200	07/05→12/11					
ML 350 CDI 4-matic (164.122)	165	07/09→12/11					
ML 350 CDI 4-matic (164.125)	155	09/09→12/11					
ML 350 CDI 4-matic (164.125)	170	02/10→12/11					
ML 450 CDI 4-matic (164.128)	225	09/09→12/11					
ML 500 4-matic (164.172)	285	12/07→12/11					
ML 500 4-matic (164.175)	225	07/05→12/11					
ML 63 AMG 4-matic (164.177)	375	01/06→12/11					
ML 420 CDI 4-matic (164.128)	225	02/06→09/09	←	04/06→	2	24.5123-0545.3 331240	L= 545
			→	04/06→	2	24.5123-0610.3 331241	L= 610
<b>MERCEDES-BENZ - M-KLASSE (W166) 06/11→</b>							
<b>Bremsschlauch</b>							
ML 250 CDI / BlueTEC 4-matic (166.004, 166.003)	150	06/11→	←		2	24.5140-0256.3 331445	L= 660
ML 300 4-matic (166.055)	185	04/14→					
ML 350 4-matic (166.057)	225	06/11→					
ML 350 BlueTEC 4-matic (166.024)	190	06/11→					
ML 350 CDI 4-matic (166.023)	170	06/11→					
ML 400 4-matic (166.056)	245	08/13→					
ML 500 4-matic (166.073)	300	02/12→					
ML 63 AMG 4-matic (166.074)	386	11/11→	←	04/12→	2	24.5140-0256.3 331445	L= 660
ML 63 AMG 4-matic (166.074)	410	11/11→					
<b>MERCEDES-BENZ - R-KLASSE (W251, V251) 01/05→</b>							
<b>Bremsattel</b>							
R 280 (251.054, 251.154)	170	01/07→	→	☐; passend für Felgengröße [Zoll]: 18		24.3421-9965.5 240645	ATE Ø 42 - Halter
R 280 CDI 4-matic (251.020)	140	05/06→	→	☐; passend für Felgengröße [Zoll]: 18		24.3421-9966.5 240646	ATE Ø 42 - Halter
R 300 (251.054, 251.154)	170	07/09→					
↓							

	kW			 	! #			
<b>MERCEDES-BENZ - R-KLASSE (W251, V251) 01/05→</b>								
<b>Bremssattel</b>								
R 300 CDI (251.021, 251.121, 251.026, 251.126)	140	07/09→	➔	☐; passend für Felgengröße [Zoll]: 18		<b>24.3421-9965.5</b>	<b>240645</b>	ATE Ø 42 - Halter
			➔	☐; passend für Felgengröße [Zoll]: 18		<b>24.3421-9966.5</b>	<b>240646</b>	ATE Ø 42 - Halter
R 300 CDI 4-matic (251.020)	140	07/09→						
R 320 CDI 4-matic (251.022, 251.122)	165	01/06→						
R 320 CDI 4-matic (251.125)	155	01/06→						
R 350 (251.056, 251.156)	200	01/07→						
R 350 CDI 4-matic (251.022, 251.122)	165	07/09→						
R 350 CDI 4-matic (251.023, 251.123)	195	08/10→						
R 350 CGI 4-matic (251.057, 251.157)	225	01/06→						
R 500 4-matic (251.072, 251.172)	285	01/07→						
R 500 4-matic (251.075, 251.175)	225	01/06→						
R 280 4-matic (251.062)	170	05/07→	➔	☐; für Fahrzeuge mit 3. Sitzreihe		<b>24.3421-9965.5</b>	<b>240645</b>	ATE Ø 42 - Halter
R 280 CDI (251.121, 251.026, 251.126)	140	05/06→	➔	☐; für Fahrzeuge mit 3. Sitzreihe		<b>24.3421-9966.5</b>	<b>240646</b>	ATE Ø 42 - Halter
R 350 4-matic (251.065, 251.165)	200	01/06→						
R 350 CDI 4-matic (251.124, 251.125)	155	01/06→	➔	☐; 05/09→; passend für Felgengröße [Zoll]: 18		<b>24.3421-9965.5</b>	<b>240645</b>	ATE Ø 42 - Halter
			➔	☐; 05/09→; passend für Felgengröße [Zoll]: 18		<b>24.3421-9966.5</b>	<b>240646</b>	ATE Ø 42 - Halter
<b>Feder, Bremssattel</b>								
R 280 (251.054, 251.154)	170	01/07→			2	<b>11.8116-0323.1</b>	<b>390459</b>	ATE
R 280 4-matic (251.062)	170	05/07→						
R 280 CDI (251.121, 251.026, 251.126)	140	05/06→						
R 280 CDI 4-matic (251.020)	140	05/06→						
R 300 (251.054, 251.154)	170	07/09→						
R 300 CDI (251.021, 251.121, 251.026, 251.126)	140	07/09→						
R 300 CDI 4-matic (251.020)	140	07/09→						
R 320 CDI 4-matic (251.022, 251.122)	165	01/06→						
R 320 CDI 4-matic (251.125)	155	01/06→						
R 350 (251.056, 251.156)	200	01/07→						
R 350 4-matic (251.065, 251.165)	200	01/06→						
R 350 CDI 4-matic (251.022, 251.122)	165	07/09→						
R 350 CDI 4-matic (251.023, 251.123)	195	08/10→						
R 350 CGI 4-matic (251.057, 251.157)	225	01/06→						
R 500 4-matic (251.072, 251.172)	285	01/07→						
R 500 4-matic (251.075, 251.175)	225	01/06→						
R 350 CDI 4-matic (251.124, 251.125)	155	01/06→		05/09→	2	<b>11.8116-0323.1</b>	<b>390459</b>	ATE
R 63 AMG 4-matic (251.077, 251.177)	375	02/06→			2	<b>11.8116-0353.2</b>	<b>390585</b>	ATE
<b>Führungshülzensatz, Bremssattel</b>								
R 280 (251.054, 251.154)	170	01/07→	←			<b>11.0101-7003.2</b>	<b>260124</b>	ATE
R 280 4-matic (251.062)	170	05/07→	➔			<b>11.0101-5407.2</b>	<b>260011</b>	ATE
R 280 CDI (251.121, 251.026, 251.126)	140	05/06→						
R 280 CDI 4-matic (251.020)	140	05/06→						
R 300 (251.054, 251.154)	170	07/09→						
R 300 CDI (251.021, 251.121, 251.026, 251.126)	140	07/09→						
↓								

	kW			 	! #		
<b>MERCEDES-BENZ - R-KLASSE (W251, V251) 01/05→</b>							
<b>Führungshülzensatz, Bremssattel</b>							
R 300 CDI 4-matic (251.020)	140	07/09→	←			11.0101-7003.2 260124	ATE
R 320 CDI 4-matic (251.022, 251.122)	165	01/06→	→			11.0101-5407.2 260011	ATE
R 320 CDI 4-matic (251.125)	155	01/06→					
R 350 (251.056, 251.156)	200	01/07→					
R 350 4-matic (251.065, 251.165)	200	01/06→					
R 350 CDI 4-matic (251.022, 251.122)	165	07/09→					
R 350 CDI 4-matic (251.023, 251.123)	195	08/10→					
R 350 CGI 4-matic (251.057, 251.157)	225	01/06→					
R 500 4-matic (251.072, 251.172)	285	01/07→					
R 500 4-matic (251.075, 251.175)	225	01/06→					
R 350 CDI 4-matic (251.124, 251.125)	155	01/06→	←	05/09→		11.0101-7003.2 260124	ATE
			→	05/09→		11.0101-5407.2 260011	ATE
R 63 AMG 4-matic (251.077, 251.177)	375	02/06→	←			11.0101-5706.2 260097	ATE
<b>Führungsbolzen, Bremssattel</b>							
R 280 (251.054, 251.154)	170	01/07→				11.8171-0008.1 990049	ATE
R 280 4-matic (251.062)	170	05/07→				11.8171-0096.1 250155	ATE
R 280 CDI (251.121, 251.026, 251.126)	140	05/06→					
R 280 CDI 4-matic (251.020)	140	05/06→					
R 300 (251.054, 251.154)	170	07/09→					
R 300 CDI (251.021, 251.121, 251.026, 251.126)	140	07/09→					
R 300 CDI 4-matic (251.020)	140	07/09→					
R 320 CDI 4-matic (251.022, 251.122)	165	01/06→					
R 320 CDI 4-matic (251.125)	155	01/06→					
R 350 (251.056, 251.156)	200	01/07→					
R 350 4-matic (251.065, 251.165)	200	01/06→					
R 350 CDI 4-matic (251.022, 251.122)	165	07/09→					
R 350 CDI 4-matic (251.023, 251.123)	195	08/10→					
R 350 CGI 4-matic (251.057, 251.157)	225	01/06→					
R 500 4-matic (251.072, 251.172)	285	01/07→					
R 500 4-matic (251.075, 251.175)	225	01/06→					
R 350 CDI 4-matic (251.124, 251.125)	155	01/06→		05/09→		11.8171-0008.1 990049	ATE
						11.8171-0096.1 250155	ATE
R 63 AMG 4-matic (251.077, 251.177)	375	02/06→				11.8171-0067.1 250153	ATE
<b>MERCEDES-BENZ - S-KLASSE (W140) 02/91→10/98</b>							
<b> Bremssattel</b>							
300 SE, SEL/S320 (140.032, 140.033)	170	03/91→10/98	←	☐; 04/91→; → A050547; mit Leichtmetallfelge	24.9571-7005.5 230061	∅ 57	
			←	☐; 04/91→; → A023718; ohne Leichtmetallfelge	24.9571-7005.5 230061	∅ 57	
			←	☐; 04/91→; → A023718; ohne Leichtmetallfelge	24.9571-7006.5 230062	∅ 57	
			←	☐; 04/91→; → A050547; mit Leichtmetallfelge	24.9571-7006.5 230062	∅ 57	
			→	☐; 04/91→ 06/93	13.2401-8013.2 210051	ATE ∅ 40	
			→	☐; 07/93→	13.2401-8013.2 210051	ATE ∅ 40	
			→	☐; 04/91→ 06/93	13.2401-8014.2 210052	ATE ∅ 40	
			→	☐; 07/93→	13.2401-8014.2 210052	ATE ∅ 40	
↓							

	kW			 	! #			
<b>MERCEDES-BENZ - S-KLASSE (W140) 02/91→10/98</b>								
<b> Bremssattel</b>								
300 SE, SEL/S320 (140.032, 140.033)	170	03/91→10/98	➡	☐; 07/93→		24.9240-8013.5	230019	ATE Ø 40
			➡	☐; 04/91→ 06/93		24.9240-8013.5	230019	ATE Ø 40
			➡	☐; 07/93→		24.9240-8014.5	230020	ATE Ø 40
			➡	☐; 04/91→ 06/93		24.9240-8014.5	230020	ATE Ø 40
300 SE 2.8 (140.028) S 280 (140.028)	145 142	01/93→10/98 02/93→10/98	➡	☐; 07/93→		13.2401-8013.2	210051	ATE Ø 40
			➡	☐; → 06/93		13.2401-8013.2	210051	ATE Ø 40
			➡	☐; 07/93→		13.2401-8014.2	210052	ATE Ø 40
			➡	☐; → 06/93		13.2401-8014.2	210052	ATE Ø 40
			➡	☐; 07/93→		24.9240-8013.5	230019	ATE Ø 40
			➡	☐; → 06/93		24.9240-8013.5	230019	ATE Ø 40
			➡	☐; → 06/93		24.9240-8014.5	230020	ATE Ø 40
			➡	☐; 07/93→		24.9240-8014.5	230020	ATE Ø 40
400 SE, SEL/S420 (140.042, 140.043) 500 SE, SEL (140.050, 140.051)	210 240	02/91→10/98 02/91→10/98	➡	☐; 07/93→		24.9246-8001.5	230021	ATE Ø 46
			➡	☐; 04/91→ 06/93		24.9246-8001.5	230021	ATE Ø 46
			➡	☐; 07/93→		24.9246-8002.5	230022	ATE Ø 46
S 300 Turbo-D (140.135)	130	05/96→10/98	➡	☐		13.2401-8013.2	210051	ATE Ø 40
			➡	☐		13.2401-8014.2	210052	ATE Ø 40
			➡	☐		24.9240-8013.5	230019	ATE Ø 40
			➡	☐		24.9240-8014.5	230020	ATE Ø 40
S 350 Turbo-D (140.134)	110	01/93→10/98	➡	☐; 07/93→ 06/96		13.2401-8013.2	210051	ATE Ø 40
			➡	☐; 03/93→ 06/93		13.2401-8013.2	210051	ATE Ø 40
			➡	☐; 03/93→ 06/93		13.2401-8014.2	210052	ATE Ø 40
			➡	☐; 07/93→ 06/96		13.2401-8014.2	210052	ATE Ø 40
			➡	☐; 07/93→ 06/96		24.9240-8013.5	230019	ATE Ø 40
			➡	☐; 03/93→ 06/93		24.9240-8013.5	230019	ATE Ø 40
			➡	☐; 07/93→ 06/96		24.9240-8014.5	230020	ATE Ø 40
			➡	☐; 03/93→ 06/93		24.9240-8014.5	230020	ATE Ø 40
S 420 (140.042) S 500 (140.050, 140.051) S 600 (140.056, 140.057)	205 235 290	01/93→10/98 01/93→10/98 01/93→10/98	➡	☐; 07/93→		24.9246-8001.5	230021	ATE Ø 46
			➡	☐; 07/93→		24.9246-8002.5	230022	ATE Ø 46
<b>Dichtungssatz, Bremssattel</b>								
300 SE, SEL/S320 (140.032, 140.033)	170	03/91→10/98	➡	04/91→ 06/93		13.0441-4020.2	250084	ATE
			➡	07/93→		13.0441-4020.2	250084	ATE
300 SE 2.8 (140.028) S 280 (140.028)	145 142	01/93→10/98 02/93→10/98	➡	07/93→		13.0441-4020.2	250084	ATE
			➡	→ 06/93		13.0441-4020.2	250084	ATE
400 SE, SEL/S420 (140.042, 140.043) 500 SE, SEL (140.050, 140.051)	210 240	02/91→10/98 02/91→10/98	➡	04/91→ 06/93		13.0441-4601.2	250099	ATE
			➡	07/93→		13.0441-4601.2	250099	ATE
S 300 Turbo-D (140.135)	130	05/96→10/98	➡			13.0441-4020.2	250084	ATE
S 350 Turbo-D (140.134)	110	01/93→10/98	➡	07/93→ 06/96		13.0441-4020.2	250084	ATE
			➡	03/93→ 06/93		13.0441-4020.2	250084	ATE
S 420 (140.042) S 500 (140.050, 140.051) S 600 (140.056, 140.057)	205 235 290	01/93→10/98 01/93→10/98 01/93→10/98	➡	07/93→		13.0441-4601.2	250099	ATE
<b> Bremsschlauch</b>								
300 SE, SEL/S320 (140.032, 140.033)	170	03/91→10/98	←	A290167→	2	24.5113-0483.3	331397	L= 483
			←	04/91→ 06/93	2	24.5113-0540.3	331301	L= 540
400 SE, SEL/S420 (140.042, 140.043)	210	02/91→10/98	←	07/93→; → A290166	2	24.5113-0540.3	331301	L= 540
			➡	07/93→	2	83.7704-0281.3	330804	L= 280
500 SE, SEL (140.050, 140.051)	240	02/91→10/98	➡	04/91→ 06/93	2	83.7704-0281.3	330804	L= 280
↓								

**MERCEDES-BENZ - S-KLASSE (W140) 02/91→10/98**

**Bremsschlauch**

300 SE 2.8 (140.028) S 280 (140.028)	145	01/93→10/98	←	A290167→	2	24.5113-0483.3	331397	L= 483
	142	02/93→10/98	←	→ 06/93	2	24.5113-0540.3	331301	L= 540
			←	07/93→; → A290166	2	24.5113-0540.3	331301	L= 540
			→	07/93→	2	83.7704-0281.3	330804	L= 280
			→	→ 06/93	2	83.7704-0281.3	330804	L= 280
S 300 Turbo-D (140.135)	130	05/96→10/98	←		2	24.5113-0483.3	331397	L= 483
			→		2	83.7704-0281.3	330804	L= 280
S 350 Turbo-D (140.134)	110	01/93→10/98	←	→ 06/96; A290167→	2	24.5113-0483.3	331397	L= 483
			←	03/93→ 06/93	2	24.5113-0540.3	331301	L= 540
			←	07/93→; → A290166	2	24.5113-0540.3	331301	L= 540
			→	07/93→ 06/96	2	83.7704-0281.3	330804	L= 280
			→	03/93→ 06/93	2	83.7704-0281.3	330804	L= 280
S 420 (140.042) S 500 (140.050, 140.051) S 600 (140.056, 140.057)	205	01/93→10/98	←	A290167→	2	24.5113-0483.3	331397	L= 483
	235	01/93→10/98	←	07/93→; → A290166	2	24.5113-0540.3	331301	L= 540
	290	01/93→10/98	→	07/93→	2	83.7704-0281.3	330804	L= 280








**MERCEDES-BENZ - S-KLASSE (W220) 10/98→08/05**

**Bremssattel**

S 280 (220.063, 220.163) S 320 (220.065, 220.165)	150	10/98→08/05	→	☐; 11/98→		13.9426-7001.2	210255	ATE Ø 42
	165	10/98→08/05	→	☐; 11/98→		13.9426-7002.2	210256	ATE Ø 42
S 320 CDI (220.025, 220.125) S 320 CDI (220.026, 220.126)	150	09/02→08/05	→	☐		13.9426-7001.2	210255	ATE Ø 42
	145	08/99→09/02	→	☐		13.9426-7002.2	210256	ATE Ø 42
S 350 (220.067, 220.167)	180	09/02→08/05	→	☐		24.3426-9979.5	240579	ATE Ø 42 - Halter
			→	☐		24.3426-9980.5	240580	ATE Ø 42 - Halter
S 350 4-matic (220.087, 220.187)	180	06/03→08/05	←	☐		11.9601-9769.2	220877	ATE Ø 60 - Halter
			←	☐		11.9601-9770.2	220878	ATE Ø 60 - Halter
			→	☐; → A265053		24.3426-9979.5	240579	ATE Ø 42 - Halter
			→	☐; → A265053		24.3426-9980.5	240580	ATE Ø 42 - Halter
S 400 CDI (220.028, 220.128)	184	06/00→08/05	→	☐; 08/00→		13.9426-7005.2	210273	ATE Ø 42
			→	☐; 08/00→		13.9426-7006.2	210274	ATE Ø 42
S 400 CDI (220.028, 220.128)	191	06/03→08/05	→	☐		13.9426-7005.2	210273	ATE Ø 42
			→	☐		13.9426-7006.2	210274	ATE Ø 42
S 430 (220.070, 220.170)	205	10/98→08/05	→	☐; 11/98→; → A265053		13.9426-7005.2	210273	ATE Ø 42
			→	☐; 11/98→; → A265053		13.9426-7006.2	210274	ATE Ø 42
S 430 4-matic (220.083, 220.183) S 500 4-matic (220.084, 220.184)	205	09/02→08/05	←	☐		11.9441-9971.2	220839	ATE Ø 44 - Halter
	225	09/02→08/05	←	☐		11.9441-9972.2	220840	ATE Ø 44 - Halter
			→	☐; → A265053		13.9426-7005.2	210273	ATE Ø 42
			→	☐; → A265053		13.9426-7006.2	210274	ATE Ø 42
S 500 (220.075, 220.175, 220.875)	225	10/98→08/05	→	☐; 11/98→; nicht für gepanzerte Fahrzeuge		13.9426-7005.2	210273	ATE Ø 42
			→	☐; 11/98→; nicht für gepanzerte Fahrzeuge		13.9426-7006.2	210274	ATE Ø 42
			→	☐; 11/98→; für gepanzerte Fahrzeuge		24.9246-8001.5	230021	ATE Ø 46
			→	☐; 11/98→; für gepanzerte Fahrzeuge		24.9246-8002.5	230022	ATE Ø 46
S 55 AMG (220.073, 220.173)	265	04/99→08/05	→	☐		13.9426-7003.2	210271	ATE Ø 42
			→	☐		13.9426-7004.2	210272	ATE Ø 42
S 600 (220.176) S 600 (220.878, 220.178)	368 270	09/02→08/05 01/00→08/05	→	☐; nicht für gepanzerte Fahrzeuge		13.9426-7003.2	210271	ATE Ø 42
			→	☐; nicht für gepanzerte Fahrzeuge		13.9426-7004.2	210272	ATE Ø 42
			→	☐; für gepanzerte Fahrzeuge		24.9246-8001.5	230021	ATE Ø 46
			→	☐; für gepanzerte Fahrzeuge		24.9246-8002.5	230022	ATE Ø 46

**Feder, Bremssattel**

S 350 (220.067, 220.167)	180	09/02→08/05			2	11.8116-0323.1	390459	ATE
-----------------------------	-----	-------------	--	--	---	----------------	--------	-----

	kW			 	! #		
<b>MERCEDES-BENZ - S-KLASSE (W220) 10/98→08/05</b>							
<b>Feder, Bremssattel</b>							
S 350 4-matic (220.087, 220.187)	180	06/03→08/05			2	11.8116-0253.1 390512	ATE
				→ A265053	2	11.8116-0323.1 390459	ATE
S 430 4-matic (220.083, 220.183)	205	09/02→08/05			2	11.8116-0133.1 390511	ATE
S 500 4-matic (220.084, 220.184)	225	09/02→08/05					
<b>Führungshülzensatz, Bremssattel</b>							
S 280 (220.063, 220.163)	150	10/98→08/05	➔	11/98→		11.0101-4202.2 260094	ATE
S 320 (220.065, 220.165)	165	10/98→08/05					
S 320 CDI (220.025, 220.125)	150	09/02→08/05	➔			11.0101-4202.2 260094	ATE
S 320 CDI (220.026, 220.126)	145	08/99→09/02					
S 350 (220.067, 220.167)	180	09/02→08/05					
S 400 CDI (220.028, 220.128)	191	06/03→08/05					
S 350 4-matic (220.087, 220.187)	180	06/03→08/05	➔			11.0101-5704.2 260095	ATE
			➔	A265054→		11.0101-4202.2 260094	ATE
			➔	→ A265053		11.0101-4202.2 260094	ATE
S 400 CDI (220.028, 220.128)	184	06/00→08/05	➔	08/00→		11.0101-4202.2 260094	ATE
S 430 (220.070, 220.170)	205	10/98→08/05	➔	11/98→; → A265053		11.0101-4202.2 260094	ATE
			➔	A265054→		11.0101-4202.2 260094	ATE
S 430 4-matic (220.083, 220.183)	205	09/02→08/05	➔			11.0101-7003.2 260124	ATE
S 500 4-matic (220.084, 220.184)	225	09/02→08/05	➔	A265054→		11.0101-4202.2 260094	ATE
			➔	→ A265053		11.0101-4202.2 260094	ATE
S 500 (220.075, 220.175, 220.875)	225	10/98→08/05	➔	11/98→; nicht für gepanzerte Fahrzeuge		11.0101-4202.2 260094	ATE
<b>Führungsbolzen, Bremssattel</b>							
S 350 (220.067, 220.167)	180	09/02→08/05				11.8171-0072.1 250154	ATE
S 350 4-matic (220.087, 220.187)	180	06/03→08/05				11.8171-0008.1 990049	ATE
				→ A265053		11.8171-0072.1 250154	ATE
S 430 4-matic (220.083, 220.183)	205	09/02→08/05				11.8171-0096.1 250155	ATE
S 500 4-matic (220.084, 220.184)	225	09/02→08/05					
<b>Dichtungssatz, Bremssattel</b>							
S 350 (220.067, 220.167)	180	09/02→08/05	➔			11.0441-4203.2 250013	ATE
S 350 4-matic (220.087, 220.187)	180	06/03→08/05	➔			11.0441-6007.2 250146	ATE
			➔	→ A265053		11.0441-4203.2 250013	ATE
S 500 (220.075, 220.175, 220.875)	225	10/98→08/05	➔	11/98→; für gepanzerte Fahrzeuge		13.0441-4601.2 250099	ATE
S 600 (220.176)	368	09/02→08/05	➔	für gepanzerte Fahrzeuge		13.0441-4601.2 250099	ATE
S 600 (220.878, 220.178)	270	01/00→08/05					
<b>Schraube, Bremssattel</b>							
S 280 (220.063, 220.163)	150	10/98→08/05	➔	11/98→	4	13.8190-0330.1 990134	M12x1,5
S 320 (220.065, 220.165)	165	10/98→08/05					
S 430 (220.070, 220.170)	205	10/98→08/05					
S 320 CDI (220.025, 220.125)	150	09/02→08/05	➔		4	13.8190-0330.1 990134	M12x1,5
S 320 CDI (220.026, 220.126)	145	08/99→09/02					
S 350 (220.067, 220.167)	180	09/02→08/05					
S 350 4-matic (220.087, 220.187)	180	06/03→08/05					
S 400 CDI (220.028, 220.128)	191	06/03→08/05					
S 430 4-matic (220.083, 220.183)	205	09/02→08/05					
↓							

**MERCEDES-BENZ - S-KLASSE (W220) 10/98→08/05**

**Schraube, Bremssattel**

S 500 4-matic (220.084, 220.184)	225	09/02→08/05	←		4	13.8190-0330.1	990134	M12x1,5
S 55 AMG (220.073, 220.173)	265	04/99→08/05						
S 400 CDI (220.028, 220.128)	184	06/00→08/05	←	08/00→	4	13.8190-0330.1	990134	M12x1,5
S 500 (220.075, 220.175, 220.875)	225	10/98→08/05	←	11/98→; nicht für gepanzerte Fahrzeuge	4	13.8190-0330.1	990134	M12x1,5
S 600 (220.176)	368	09/02→08/05	←	nicht für gepanzerte Fahrzeuge	4	13.8190-0330.1	990134	M12x1,5
S 600 (220.878, 220.178)	270	01/00→08/05						









**Bremsschlauch**

S 280 (220.063, 220.163)	150	10/98→08/05	←	11/98→	2	24.5123-0380.3	331256	L= 380
S 320 (220.065, 220.165)	165	10/98→08/05	→	A043587→ A297723	2	24.5123-0240.3	330759	L= 240
S 430 (220.070, 220.170)	205	10/98→08/05	→	11/98→; → A043586	2	24.5123-0281.3	330877	L= 280
S 500 (220.075, 220.175, 220.875)	225	10/98→08/05	→	A297724→	2	24.5238-0255.3	330674	L= 255
S 320 CDI (220.025, 220.125)	150	09/02→08/05	←		2	24.5123-0380.3	331256	L= 380
S 350 (220.067, 220.167)	180	09/02→08/05	→		2	24.5238-0255.3	330674	L= 255
S 430 4-matic (220.083, 220.183)	205	09/02→08/05						
S 500 4-matic (220.084, 220.184)	225	09/02→08/05						
S 320 CDI (220.026, 220.126)	145	08/99→09/02	←		2	24.5123-0380.3	331256	L= 380
S 400 CDI (220.028, 220.128)	191	06/03→08/05	→	→ A297723	2	24.5123-0240.3	330759	L= 240
S 55 AMG (220.073, 220.173)	265	04/99→08/05	→	A297724→	2	24.5238-0255.3	330674	L= 255
S 350 4-matic (220.087, 220.187)	180	06/03→08/05	→		2	24.5238-0255.3	330674	L= 255
S 400 CDI (220.028, 220.128)	184	06/00→08/05	←	08/00→	2	24.5123-0380.3	331256	L= 380
			→	08/00→; → A297723	2	24.5123-0240.3	330759	L= 240
			→	A297724→	2	24.5238-0255.3	330674	L= 255
S 55 AMG Kompressor (220.074, 220.174)	368	06/02→08/05	←		2	24.5123-0380.3	331256	L= 380
S 600 (220.176)	368	09/02→08/05	→		2	24.5123-0240.3	330759	L= 240
S 600 (220.878, 220.178)	270	01/00→08/05						
S 63 AMG	326	09/01→08/05	←		2	24.5123-0380.3	331256	L= 380
S 65 AMG (220.179)	450	03/04→08/05	→	2	2	24.5172-0305.3	331312	L= 305








**MERCEDES-BENZ - S-KLASSE (W221) 09/05→12/13**








**Bremssattel**








S 250 CDI (221.003, 221.103)	150	01/11→12/13	→	☐; → 05/13; für Fahrzeuge mit AMG-Sportpaket	11.9426-9959.2	220801	ATE Ø 42 - Halter
			→	☐; → 05/13; für Fahrzeuge mit AMG-Sportpaket	11.9426-9960.2	220802	ATE Ø 42 - Halter
			→	☐; → 05/13; für Fahrzeuge ohne AMG-Sportpaket	24.3426-9989.5	240647	ATE Ø 42 - Halter
			→	☐; → 05/13; für Fahrzeuge ohne AMG-Sportpaket	24.3426-9990.5	240648	ATE Ø 42 - Halter
S 280 (221.054)	170	08/06→12/13	→	☐; A 265576→; → 05/13; für Fahrzeuge mit Sportpaket	11.9426-9959.2	220801	ATE Ø 42 - Halter
S 300 (221.054)	170	08/06→12/13	→				
S 320 CDI 4-matic (221.080, 221.180)	173	10/06→12/13	→	☐; → A 265575; für Fahrzeuge mit Sportpaket	11.9426-9959.2	220801	ATE Ø 42 - Halter
S 350 4-matic (221.087, 221.187)	200	02/08→12/13	→	☐; A 265576→; → 05/13; für Fahrzeuge mit Sportpaket	11.9426-9960.2	220802	ATE Ø 42 - Halter
S 350 CDI	173	06/09→12/13	→	☐; → A 265575; für Fahrzeuge mit Sportpaket	11.9426-9960.2	220802	ATE Ø 42 - Halter
			→	☐; A 265576→; → 05/13; für Fahrzeuge ohne Sportpaket	11.9426-9991.2	220641	ATE Ø 42 - Halter
			→	☐; A 265576→; → 05/13; für Fahrzeuge ohne Sportpaket	11.9426-9992.2	220642	ATE Ø 42 - Halter
			→	☐; → A 265575; für Fahrzeuge ohne Sportpaket	24.3426-9989.5	240647	ATE Ø 42 - Halter
			→	☐; → A 265575; für Fahrzeuge ohne Sportpaket	24.3426-9990.5	240648	ATE Ø 42 - Halter












	kw			 	! #		
<b>MERCEDES-BENZ - S-KLASSE (W221) 09/05→12/13</b>							
 <b>Bremssattel</b>							
S 320 CDI S 320 CDI 4-matic (221.080, 221.180) S 350 (221.056, 221.156)	155	10/05→12/13	➔	☐; A 265576→; → 05/13; für Fahrzeuge mit Sportpaket	11.9426-9959.2	220801	ATE Ø 42 - Halter
	155	10/05→12/13	➔	☐; 12/05→; → A 265575; für Fahrzeuge mit Sportpaket	11.9426-9959.2	220801	ATE Ø 42 - Halter
	200	10/05→12/13	➔	☐; A 265576→; → 05/13; für Fahrzeuge mit Sportpaket	11.9426-9960.2	220802	ATE Ø 42 - Halter
			➔	☐; 12/05→; → A 265575; für Fahrzeuge mit Sportpaket	11.9426-9960.2	220802	ATE Ø 42 - Halter
			➔	☐; A 265576→; → 05/13; für Fahrzeuge ohne Sportpaket	11.9426-9991.2	220641	ATE Ø 42 - Halter
			➔	☐; A 265576→; → 05/13; für Fahrzeuge ohne Sportpaket	11.9426-9992.2	220642	ATE Ø 42 - Halter
			➔	☐; 12/05→; → A 265575; für Fahrzeuge ohne Sportpaket	24.3426-9989.5	240647	ATE Ø 42 - Halter
			➔	☐; 12/05→; → A 265575; für Fahrzeuge ohne Sportpaket	24.3426-9990.5	240648	ATE Ø 42 - Halter
S 320 CDI (221.022, 221.122)	173	12/05→06/09	➔	☐; → A 265575; für Fahrzeuge mit Sportpaket	11.9426-9959.2	220801	ATE Ø 42 - Halter
			➔	☐; A 265576→; für Fahrzeuge mit Sportpaket	11.9426-9959.2	220801	ATE Ø 42 - Halter
			➔	☐; → A 265575; für Fahrzeuge mit Sportpaket	11.9426-9960.2	220802	ATE Ø 42 - Halter
			➔	☐; A 265576→; für Fahrzeuge mit Sportpaket	11.9426-9960.2	220802	ATE Ø 42 - Halter
			➔	☐; A 265576→; für Fahrzeuge ohne Sportpaket	11.9426-9991.2	220641	ATE Ø 42 - Halter
			➔	☐; A 265576→; für Fahrzeuge ohne Sportpaket	11.9426-9992.2	220642	ATE Ø 42 - Halter
			➔	☐; → A 265575; für Fahrzeuge ohne Sportpaket	24.3426-9989.5	240647	ATE Ø 42 - Halter
			➔	☐; → A 265575; für Fahrzeuge ohne Sportpaket	24.3426-9990.5	240648	ATE Ø 42 - Halter
S 350 BlueTec (221.026, 221.126) S 350 BlueTEC 4-matic (221.083, 221.183) S 350 CGI (221.057, 221.157) S 350 CGI 4-matic (221.082, 221.182)	190	04/11→12/13	➔	☐; → 05/13; für Fahrzeuge mit Sportpaket	11.9426-9959.2	220801	ATE Ø 42 - Halter
	190	04/11→12/13	➔	☐; → 05/13; für Fahrzeuge mit Sportpaket	11.9426-9960.2	220802	ATE Ø 42 - Halter
	225	04/11→12/13	➔	☐; → 05/13; für Fahrzeuge ohne Sportpaket	11.9426-9991.2	220641	ATE Ø 42 - Halter
	225	04/11→12/13	➔	☐; → 05/13; für Fahrzeuge ohne Sportpaket	11.9426-9992.2	220642	ATE Ø 42 - Halter
S 400 Hybrid (221.095, 221.195)	205	01/09→12/13	➔	☐; A 265576→; → 05/13; für Fahrzeuge mit Sportpaket	11.9426-9959.2	220801	ATE Ø 42 - Halter
			➔	☐; 06/09→; → A 265575; für Fahrzeuge mit Sportpaket	11.9426-9959.2	220801	ATE Ø 42 - Halter
			➔	☐; 06/09→; → A 265575; für Fahrzeuge mit Sportpaket	11.9426-9960.2	220802	ATE Ø 42 - Halter
			➔	☐; A 265576→; → 05/13; für Fahrzeuge mit Sportpaket	11.9426-9960.2	220802	ATE Ø 42 - Halter
			➔	☐; A 265576→; → 05/13; für Fahrzeuge ohne Sportpaket	11.9426-9991.2	220641	ATE Ø 42 - Halter
			➔	☐; A 265576→; → 05/13; für Fahrzeuge ohne Sportpaket	11.9426-9992.2	220642	ATE Ø 42 - Halter
			➔	☐; 06/09→; → A 265575; für Fahrzeuge ohne Sportpaket	24.3426-9989.5	240647	ATE Ø 42 - Halter
			➔	☐; 06/09→; → A 265575; für Fahrzeuge ohne Sportpaket	24.3426-9990.5	240648	ATE Ø 42 - Halter
S 420 CDI / S 450 CDI (221.028, 221.128)	235	10/06→12/13	➔	☐; → 05/13; für Fahrzeuge mit Sportpaket	11.9426-9959.2	220801	ATE Ø 42 - Halter
			➔	☐; → 05/13; für Fahrzeuge mit Sportpaket	11.9426-9960.2	220802	ATE Ø 42 - Halter
			➔	☐; → 05/13; für Fahrzeuge ohne Sportpaket	24.3426-9989.5	240647	ATE Ø 42 - Halter
			➔	☐; → 05/13; für Fahrzeuge ohne Sportpaket	24.3426-9990.5	240648	ATE Ø 42 - Halter
S 450 (221.070, 221.170) S 500 4-matic (221.086, 221.186)	250	12/05→12/13	➔	☐; 04/06→ 05/13	11.9426-9959.2	220801	ATE Ø 42 - Halter
	285	10/05→12/13	➔	☐; 04/06→ 05/13	11.9426-9960.2	220802	ATE Ø 42 - Halter
S 450 4-matic (221.084, 221.184)	250	12/05→12/13	➔	☐; 04/06→ 05/13	11.9426-9959.2	220801	ATE Ø 42 - Halter
			➔	☐; 04/06→ 05/13; für Fahrzeuge mit Sportpaket	11.9426-9959.2	220801	ATE Ø 42 - Halter
↓							














	kw			 	! #			
<b>MERCEDES-BENZ - S-KLASSE (W221) 09/05→12/13</b>								
<b>Bremssattel</b>								
S 450 4-matic (221.084, 221.184)	250	12/05→12/13	➡	☐; 04/06→ 05/13; für Fahrzeuge mit Sportpaket		11.9426-9960.2	220802	ATE Ø 42 - Halter
			➡	☐; 04/06→ 05/13		11.9426-9960.2	220802	ATE Ø 42 - Halter
			➡	☐; 04/06→ 05/13; für Fahrzeuge ohne Sportpaket		24.3426-9989.5	240647	ATE Ø 42 - Halter
			➡	☐; 04/06→ 05/13; für Fahrzeuge ohne Sportpaket		24.3426-9990.5	240648	ATE Ø 42 - Halter
S 500 (221.071, 221.171)	285	10/05→12/13	➡	☐; 12/05→ 05/13		11.9426-9959.2	220801	ATE Ø 42 - Halter
			➡	☐; 12/05→ 05/13		11.9426-9960.2	220802	ATE Ø 42 - Halter
S 500 CGI (221.073, 221.173)	320	04/11→12/13	➡	☐; → 05/13		11.9426-9959.2	220801	ATE Ø 42 - Halter
S 500 CGI 4-matic (221.094, 221.194)	320	03/11→12/13	➡	☐; → 05/13		11.9426-9960.2	220802	ATE Ø 42 - Halter
<b>Halter, Bremssattel</b>								
S 280 (221.054)	170	08/06→12/13	➡	A 265576→; → 05/13; für Fahrzeuge ohne Sportpaket		11.8170-0611.1	260116	ATE
S 300 (221.054)	170	08/06→12/13						
S 320 CDI 4-matic (221.080, 221.180)	173	10/06→12/13	➡	→ A 265575; für Fahrzeuge ohne Sportpaket		11.8170-0611.1	260116	ATE
S 350 4-matic (221.087, 221.187)	200	02/08→12/13						
S 350 CDI	173	06/09→12/13						
S 320 CDI	155	10/05→12/13	➡	A 265576→; → 05/13; für Fahrzeuge ohne Sportpaket		11.8170-0611.1	260116	ATE
S 320 CDI 4-matic (221.080, 221.180)	155	10/05→12/13	➡	12/05→; → A 265575; für Fahrzeuge ohne Sportpaket		11.8170-0611.1	260116	ATE
S 350 (221.056, 221.156)	200	10/05→12/13	➡					
S 320 CDI (221.022, 221.122)	173	12/05→06/09	➡	→ A 265575; für Fahrzeuge ohne Sportpaket		11.8170-0611.1	260116	ATE
			➡	A 265576→; für Fahrzeuge ohne Sportpaket		11.8170-0611.1	260116	ATE
S 350 BlueTec (221.026, 221.126)	190	04/11→12/13	➡	→ 05/13; für Fahrzeuge ohne Sportpaket		11.8170-0611.1	260116	ATE
S 350 BlueTEC 4-matic (221.083, 221.183)	190	04/11→12/13						
S 350 CGI (221.057, 221.157)	225	04/11→12/13						
S 350 CGI 4-matic (221.082, 221.182)	225	04/11→12/13						
S 420 CDI / S 450 CDI (221.028, 221.128)	235	10/06→12/13						
S 400 Hybrid (221.095, 221.195)	205	01/09→12/13	➡	A 265576→; → 05/13; für Fahrzeuge ohne Sportpaket		11.8170-0611.1	260116	ATE
			➡	06/09→; → A 265575; für Fahrzeuge ohne Sportpaket		11.8170-0611.1	260116	ATE
S 450 4-matic (221.084, 221.184)	250	12/05→12/13	➡	04/06→ 05/13; für Fahrzeuge ohne Sportpaket		11.8170-0611.1	260116	ATE
<b>Feder, Bremssattel</b>								
S 250 CDI (221.003, 221.103)	150	01/11→12/13		→ 05/13	2	11.8116-0086.2	390606	ATE
S 350 BlueTec (221.026, 221.126)	190	04/11→12/13						
S 350 BlueTEC 4-matic (221.083, 221.183)	190	04/11→12/13						
S 350 CGI (221.057, 221.157)	225	04/11→12/13						
S 350 CGI 4-matic (221.082, 221.182)	225	04/11→12/13						
S 420 CDI / S 450 CDI (221.028, 221.128)	235	10/06→12/13						
S 500 CGI (221.073, 221.173)	320	04/11→12/13						
S 500 CGI 4-matic (221.094, 221.194)	320	03/11→12/13						
S 280 (221.054)	170	08/06→12/13		A 265576→; → 05/13	2	11.8116-0086.2	390606	ATE
S 300 (221.054)	170	08/06→12/13						
S 320 CDI 4-matic (221.080, 221.180)	173	10/06→12/13		→ A 265575	2	11.8116-0086.2	390606	ATE
S 350 4-matic (221.087, 221.187)	200	02/08→12/13						
S 350 CDI	173	06/09→12/13						
S 320 CDI	155	10/05→12/13		A 265576→; → 05/13	2	11.8116-0086.2	390606	ATE
S 320 CDI 4-matic (221.080, 221.180)	155	10/05→12/13		12/05→; → A 265575	2	11.8116-0086.2	390606	ATE
S 350 (221.056, 221.156)	200	10/05→12/13						
↓								











	kW			 	! #		
<b>MERCEDES-BENZ - S-KLASSE (W221) 09/05→12/13</b>							
<b>Feder, Bremssattel</b>							
S 320 CDI (221.022, 221.122)	173	12/05→06/09		→ A 265575	2	11.8116-0086.2 390606	ATE
				A 265576→	2	11.8116-0086.2 390606	ATE
S 400 Hybrid (221.095, 221.195)	205	01/09→12/13		06/09→; → A 265575	2	11.8116-0086.2 390606	ATE
				A 265576→; → 05/13	2	11.8116-0086.2 390606	ATE
S 450 (221.070, 221.170)	250	12/05→12/13		04/06→ 05/13	2	11.8116-0086.2 390606	ATE
S 450 4-matic (221.084, 221.184)	250	12/05→12/13					
S 500 4-matic (221.086, 221.186)	285	10/05→12/13					
S 500 (221.071, 221.171)	285	10/05→12/13		12/05→ 05/13	2	11.8116-0086.2 390606	ATE
<b>Führungshülzensatz, Bremssattel</b>							
S 250 CDI (221.003, 221.103)	150	01/11→12/13	➡	→ 05/13		11.0101-5407.2 260011	ATE
S 350 BlueTec (221.026, 221.126)	190	04/11→12/13					
S 350 BlueTEC 4-matic (221.083, 221.183)	190	04/11→12/13					
S 350 CGI (221.057, 221.157)	225	04/11→12/13					
S 350 CGI 4-matic (221.082, 221.182)	225	04/11→12/13					
S 420 CDI / S 450 CDI (221.028, 221.128)	235	10/06→12/13					
S 500 CGI (221.073, 221.173)	320	04/11→12/13					
S 500 CGI 4-matic (221.094, 221.194)	320	03/11→12/13					
S 280 (221.054)	170	08/06→12/13	➡	→ A 265575		11.0101-5407.2 260011	ATE
S 300 (221.054)	170	08/06→12/13					
S 320 CDI 4-matic (221.080, 221.180)	173	10/06→12/13	➡	A 265576→; → 05/13		11.0101-5407.2 260011	ATE
S 350 4-matic (221.087, 221.187)	200	02/08→12/13					
S 350 CDI	173	06/09→12/13					
S 320 CDI	155	10/05→12/13	➡	12/05→; → A 265575		11.0101-5407.2 260011	ATE
S 320 CDI 4-matic (221.080, 221.180)	155	10/05→12/13	➡	A 265576→; → 05/13		11.0101-5407.2 260011	ATE
S 350 (221.056, 221.156)	200	10/05→12/13					
S 320 CDI (221.022, 221.122)	173	12/05→06/09	➡	A 265576→		11.0101-5407.2 260011	ATE
			➡	→ A 265575		11.0101-5407.2 260011	ATE
S 400 Hybrid (221.095, 221.195)	205	01/09→12/13	➡	A 265576→; → 05/13		11.0101-5407.2 260011	ATE
			➡	06/09→; → A 265575		11.0101-5407.2 260011	ATE
S 450 (221.070, 221.170)	250	12/05→12/13	➡	04/06→ 05/13		11.0101-5407.2 260011	ATE
S 450 4-matic (221.084, 221.184)	250	12/05→12/13					
S 500 4-matic (221.086, 221.186)	285	10/05→12/13					
S 500 (221.071, 221.171)	285	10/05→12/13	➡	12/05→ 05/13		11.0101-5407.2 260011	ATE
<b>Führungsbolzen, Bremssattel</b>							
S 250 CDI (221.003, 221.103)	150	01/11→12/13		→ 05/13		11.8171-0008.1 990049	ATE
S 350 BlueTec (221.026, 221.126)	190	04/11→12/13					
S 350 BlueTEC 4-matic (221.083, 221.183)	190	04/11→12/13					
S 350 CGI (221.057, 221.157)	225	04/11→12/13					
S 350 CGI 4-matic (221.082, 221.182)	225	04/11→12/13					
S 420 CDI / S 450 CDI (221.028, 221.128)	235	10/06→12/13					
S 500 CGI (221.073, 221.173)	320	04/11→12/13					
S 500 CGI 4-matic (221.094, 221.194)	320	03/11→12/13					
S 280 (221.054)	170	08/06→12/13		→ A 265575		11.8171-0008.1 990049	ATE
S 300 (221.054)	170	08/06→12/13					
S 320 CDI 4-matic (221.080, 221.180)	173	10/06→12/13		A 265576→; → 05/13		11.8171-0008.1 990049	ATE
S 350 4-matic (221.087, 221.187)	200	02/08→12/13					
↓							









	kW			 	! #		
<b>MERCEDES-BENZ - S-KLASSE (W221) 09/05→12/13</b>							
<b>Führungsbolzen, Bremsattel</b>							
S 350 CDI	173	06/09→12/13		→ A 265575		11.8171-0008.1 990049	ATE
				A 265576→; → 05/13		11.8171-0008.1 990049	ATE
S 320 CDI	155	10/05→12/13		12/05→; → A 265575		11.8171-0008.1 990049	ATE
S 320 CDI 4-matic (221.080, 221.180)	155	10/05→12/13		A 265576→; → 05/13		11.8171-0008.1 990049	ATE
S 350 (221.056, 221.156)	200	10/05→12/13					
S 320 CDI (221.022, 221.122)	173	12/05→06/09		A 265576→		11.8171-0008.1 990049	ATE
				→ A 265575		11.8171-0008.1 990049	ATE
S 400 Hybrid (221.095, 221.195)	205	01/09→12/13		A 265576→; → 05/13		11.8171-0008.1 990049	ATE
				06/09→; → A 265575		11.8171-0008.1 990049	ATE
S 450 (221.070, 221.170)	250	12/05→12/13		04/06→ 05/13		11.8171-0008.1 990049	ATE
S 450 4-matic (221.084, 221.184)	250	12/05→12/13					
S 500 4-matic (221.086, 221.186)	285	10/05→12/13					
S 500 (221.071, 221.171)	285	10/05→12/13		12/05→ 05/13		11.8171-0008.1 990049	ATE
<b>Bremsschlauch</b>							
S 250 CDI (221.003, 221.103)	150	01/11→12/13	➡	→ 05/13	2	24.5123-0350.3 330963	L= 350
S 280 (221.054)	170	08/06→12/13					
S 300 (221.054)	170	08/06→12/13					
S 320 CDI 4-matic (221.080, 221.180)	173	10/06→12/13					
S 350 4-matic (221.087, 221.187)	200	02/08→12/13					
S 350 BlueTec (221.026, 221.126)	190	04/11→12/13					
S 350 BlueTEC 4-matic (221.083, 221.183)	190	04/11→12/13					
S 350 CDI	173	06/09→12/13					
S 350 CGI (221.057, 221.157)	225	04/11→12/13					
S 350 CGI 4-matic (221.082, 221.182)	225	04/11→12/13					
S 420 CDI / S 450 CDI (221.028, 221.128)	235	10/06→12/13					
S 500 CGI (221.073, 221.173)	320	04/11→12/13					
S 500 CGI 4-matic (221.094, 221.194)	320	03/11→12/13					
S 600 (221.176)	380	12/05→12/13					
S 63 AMG (221.074, 221.174)	400	03/11→12/13					
S 63 AMG (221.074, 221.174)	420	02/12→12/13					
S 65 AMG (221.179)	463	04/11→12/13					
S 320 CDI	155	10/05→12/13	➡	12/05→ 05/13	2	24.5123-0350.3 330963	L= 350
S 320 CDI 4-matic (221.080, 221.180)	155	10/05→12/13					
S 350 (221.056, 221.156)	200	10/05→12/13					
S 500 (221.071, 221.171)	285	10/05→12/13					
S 320 CDI (221.022, 221.122)	173	12/05→06/09	➡		2	24.5123-0350.3 330963	L= 350
S 400 Hybrid (221.095, 221.195)	205	01/09→12/13	➡	06/09→ 05/13	2	24.5123-0350.3 330963	L= 350
S 450 (221.070, 221.170)	250	12/05→12/13	➡	04/06→ 05/13	2	24.5123-0350.3 330963	L= 350
S 450 4-matic (221.084, 221.184)	250	12/05→12/13					
S 500 4-matic (221.086, 221.186)	285	10/05→12/13					
S 65 AMG (221.179)	450	12/05→12/13					
S 63 AMG (221.077, 221.177)	386	10/06→12/13	➡	01/07→ 05/13	2	24.5123-0350.3 330963	L= 350
<b>MERCEDES-BENZ - S-KLASSE (W222, V222, X222) 05/13→</b>							
<b>Bremsschlauch</b>							
S 300 BlueTEC Hybrid / h (222.004, 222.104)	150	02/14→	➡		2	24.5123-0350.3 330963	L= 350
S 300 BlueTEC Hybrid / h (222.104)	170	02/14→					
S 320 (222.162)	200	05/14→					
↓							








	kw			 	! #		
<b>MERCEDES-BENZ - S-KLASSE (W222, V222, X222) 05/13→</b>							
 <b>Bremsschlauch</b>							
S 350 BlueTEC / d (222.132, 222.032, 222.123)	190	05/13→	➔		2	24.5123-0350.3 330963	L= 350
S 350 BlueTEC / d 4-matic (222.033, 222.133)	190	02/14→					
S 350 BlueTEC 4-matic (222.133)	185	02/14→					
S 400 (222.165)	245	03/14→					
S 400 4-matic (222.067)	245	11/14→					
S 400 Hybrid / h (222.057, 222.157)	225	05/13→					
S 500 (222.082, 222.182)	335	05/13→					
S 500 Hybrid / e (222.163)	245	07/14→					
S 500 4-matic (222.085, 222.185)	335	05/13→	➔	09/13→	2	24.5123-0350.3 330963	L= 350
S 63 AMG (222.077, 222.177)	430	05/13→					
S 63 AMG 4-matic (222.178)	430	05/13→					
S 500 Maybach (222.982)	335	12/14→	➔	nicht für gepanzerte Fahrzeuge	2	24.5123-0350.3 330963	L= 350
S 600 Maybach (222.976)	390	12/14→					
S 600 (222.176)	390	02/14→	➔	04/14→	2	24.5123-0350.3 330963	L= 350
S 65 AMG (222.179)	463	02/14→	➔	03/14→	2	24.5123-0350.3 330963	L= 350
<b>MERCEDES-BENZ - S-KLASSE Cabriolet (A217) 12/15→</b>							
 <b>Bremsschlauch</b>							
AMG S 63 4-matic (217.478)	430	12/15→	➔		2	24.5123-0350.3 330963	L= 350
AMG S 65	463	04/16→					
S 500 (217.482)	335	12/15→					
<b>MERCEDES-BENZ - S-KLASSE Coupe (C140) 07/92→02/99</b>							
 <b>Bremssattel</b>							
CL 500	225	09/96→12/97	➔	☐		24.9246-8001.5 230021	ATE Ø 46
			➔	☐		24.9246-8002.5 230022	ATE Ø 46
SEC/CL 420 (140.063)	205	10/94→02/99	➔	☐; 06/96→		24.9246-8001.5 230021	ATE Ø 46
			➔	☐; → 05/96		24.9246-8001.5 230021	ATE Ø 46
			➔	☐; 06/96→		24.9246-8002.5 230022	ATE Ø 46
			➔	☐; → 05/96		24.9246-8002.5 230022	ATE Ø 46
SEC/CL 500 (140.070)	235	10/92→02/99	➔	☐; → 06/93		24.9246-8001.5 230021	ATE Ø 46
SEC/CL 600 (140.076)	290	09/92→02/99	➔	☐; 06/96→		24.9246-8001.5 230021	ATE Ø 46
			➔	☐; 07/93→ 05/96		24.9246-8001.5 230021	ATE Ø 46
			➔	☐; → 06/93		24.9246-8002.5 230022	ATE Ø 46
			➔	☐; 06/96→		24.9246-8002.5 230022	ATE Ø 46
			➔	☐; 07/93→ 05/96		24.9246-8002.5 230022	ATE Ø 46
<b>Dichtungssatz, Bremssattel</b>							
CL 500	225	09/96→12/97	➔			13.0441-4601.2 250099	ATE
SEC/CL 420 (140.063)	205	10/94→02/99	➔	→ 05/96		13.0441-4601.2 250099	ATE
			➔	06/96→		13.0441-4601.2 250099	ATE
SEC/CL 500 (140.070)	235	10/92→02/99	➔	06/96→		13.0441-4601.2 250099	ATE
SEC/CL 600 (140.076)	290	09/92→02/99	➔	07/93→ 05/96		13.0441-4601.2 250099	ATE
			➔	→ 06/93		13.0441-4601.2 250099	ATE
 <b>Bremsschlauch</b>							
CL 500	225	09/96→12/97	←		2	24.5113-0483.3 331397	L= 483
			➔		2	24.5123-0281.3 330877	L= 280
SEC/CL 420 (140.063)	205	10/94→02/99	←	06/96→	2	24.5113-0483.3 331397	L= 483
			←	09/95→ 05/96	2	24.5113-0483.3 331397	L= 483
			←	→ 08/95	2	24.5113-0540.3 331301	L= 540
			➔	06/96→	2	24.5123-0281.3 330877	L= 280
↓							
























	kW					! #		
<b>MERCEDES-BENZ - S-KLASSE Coupe (C140) 07/92→02/99</b>								
 <b>Bremsschlauch</b>								
SEC/CL 420 (140.063)	205	10/94→02/99	➔	→ 05/96	2	83.7704-0281.3	330804	L= 280
SEC/CL 500 (140.070)	235	10/92→02/99	➔	06/96→	2	24.5113-0483.3	331397	L= 483
SEC/CL 600 (140.076)	290	09/92→02/99	➔	09/95→ 05/96	2	24.5113-0483.3	331397	L= 483
			➔	→ 06/93	2	24.5113-0540.3	331301	L= 540
			➔	07/93→ 08/95	2	24.5113-0540.3	331301	L= 540
			➔	06/96→	2	24.5123-0281.3	330877	L= 280
			➔	→ 06/93	2	83.7704-0281.3	330804	L= 280
			➔	07/93→ 05/96	2	83.7704-0281.3	330804	L= 280
<b>MERCEDES-BENZ - S-KLASSE Coupe (C215) 03/99→08/06</b>								
 <b>Bremssattel</b>								
CL 500 (215.375)	225	03/99→03/06	➔	☐		13.9426-7005.2	210273	ATE Ø 42
			➔	☐		13.9426-7006.2	210274	ATE Ø 42
CL 55 AMG (215.373)	265	10/99→03/06	➔	☐		13.9426-7003.2	210271	ATE Ø 42
CL 600 (215.376)	368	09/02→03/06	➔	☐		13.9426-7004.2	210272	ATE Ø 42
CL 600 (215.378)	270	03/99→03/06	➔	☐				
<b>Führungshülzensatz, Bremssattel</b>								
CL 500 (215.375)	225	03/99→03/06	➔			11.0101-4202.2	260094	ATE
<b>Schraube, Bremssattel</b>								
CL 500 (215.375)	225	03/99→03/06	➔		4	13.8190-0330.1	990134	M12x1,5
CL 55 AMG (215.373)	265	10/99→03/06	➔					
CL 600 (215.376)	368	09/02→03/06	➔					
CL 600 (215.378)	270	03/99→03/06	➔					
 <b>Bremsschlauch</b>								
CL 500 (215.375)	225	03/99→03/06	➔		2	83.6105-0360.3	330635	L= 360
CL 55 AMG (215.373)	265	10/99→03/06	➔		2	24.5123-0240.3	330759	L= 240
CL 55 AMG Kompressor (215.374)	368	06/02→03/06	➔					
CL 600 (215.376)	368	09/02→03/06	➔					
CL 600 (215.378)	270	03/99→03/06	➔					
CL 65 AMG (215.379)	450	09/03→03/06	➔		2	83.6105-0360.3	330635	L= 360
			➔		2	24.5172-0305.3	331312	L= 305
<b>MERCEDES-BENZ - S-KLASSE Coupe (C216) 05/06→12/13</b>								
 <b>Bremssattel</b>								
CL 500 (216.371)	285	06/06→12/13	➔	☐; 07/06→		11.9426-9959.2	220801	ATE Ø 42 - Halter
			➔	☐; 02/11→		11.9426-9959.2	220801	ATE Ø 42 - Halter
			➔	☐; 02/11→		11.9426-9960.2	220802	ATE Ø 42 - Halter
			➔	☐; 07/06→		11.9426-9960.2	220802	ATE Ø 42 - Halter
CL 500 (216.373)	320	02/11→12/13	➔	☐		11.9426-9959.2	220801	ATE Ø 42 - Halter
CL 500 4-matic (216.394)	320	02/11→12/13	➔	☐		11.9426-9960.2	220802	ATE Ø 42 - Halter
CL 500 4-matic (216.386)	285	02/08→12/13	➔	☐; 03/08→		11.9426-9959.2	220801	ATE Ø 42 - Halter
			➔	☐; 03/08→		11.9426-9960.2	220802	ATE Ø 42 - Halter
<b>Feder, Bremssattel</b>								
CL 500 (216.371)	285	06/06→12/13		07/06→	2	11.8116-0086.2	390606	ATE
				02/11→	2	11.8116-0086.2	390606	ATE
CL 500 (216.373)	320	02/11→12/13			2	11.8116-0086.2	390606	ATE
CL 500 4-matic (216.394)	320	02/11→12/13						
CL 500 4-matic (216.386)	285	02/08→12/13		03/08→	2	11.8116-0086.2	390606	ATE
<b>Führungshülzensatz, Bremssattel</b>								
CL 500 (216.371)	285	06/06→12/13	➔	02/11→		11.0101-5407.2	260011	ATE
			➔	07/06→		11.0101-5407.2	260011	ATE
CL 500 (216.373)	320	02/11→12/13	➔			11.0101-5407.2	260011	ATE
CL 500 4-matic (216.394)	320	02/11→12/13	➔					
CL 500 4-matic (216.386)	285	02/08→12/13	➔	03/08→		11.0101-5407.2	260011	ATE
↓								








	kw					! #		
<b>MERCEDES-BENZ - S-KLASSE Coupe (C216) 05/06→12/13</b>								
<b>Führungsbolzen, Bremsattel</b>								
CL 500 (216.371)	285	06/06→12/13			07/06→	2	11.8171-0008.1 990049	ATE
					02/11→		11.8171-0008.1 990049	ATE
CL 500 (216.373)	320	02/11→12/13				2	11.8171-0008.1 990049	ATE
CL 500 4-matic (216.386)	285	02/08→12/13			03/08→	2	11.8171-0008.1 990049	ATE
CL 500 4-matic (216.394)	320	02/11→12/13					11.8171-0008.1 990049	ATE
<b> Bremsschlauch</b>								
CL 500 (216.371) CL 600 (216.376)	285 380	06/06→12/13 05/06→12/13	➡		07/06→	2	24.5123-0350.3 330963	L= 350
CL 500 (216.373) CL 500 4-matic (216.394)	320 320	02/11→12/13 02/11→12/13	➡			2	24.5123-0350.3 330963	L= 350
CL 63 AMG (216.374) CL 63 AMG (216.374) CL 65 AMG (216.379)	400 420 463	02/11→12/13 01/10→12/13 02/11→12/13						
CL 500 4-matic (216.386)	285	02/08→12/13	➡		03/08→	2	24.5123-0350.3 330963	L= 350
CL 63 AMG (216.377) CL 65 AMG (216.379)	386 450	10/06→12/13 10/06→12/10	➡		01/07→	2	24.5123-0350.3 330963	L= 350
<b>MERCEDES-BENZ - S-KLASSE Coupe (C217) 04/14→</b>								
<b> Bremsschlauch</b>								
S 400 4-matic (217.364) S 500 (217.382) S 500 4-matic (217.385) S 63 AMG (217.377) S 63 AMG 4-matic (217.378) S 65 AMG (217.379)	270 335 335 430 430 463	10/15→ 11/14→ 04/14→ 07/14→ 04/14→ 07/14→	➡			2	24.5123-0350.3 330963	L= 350
<b>MERCEDES-BENZ - SL (R129) 03/89→12/01</b>								
<b> Bremssattel</b>								
280 (129.058)	142	08/93→10/01	←	☐; F 155735→; → 09/01			24.9442-8003.5 230053	ATE Ø1 42 Ø2 38
			←	☐; F 155735→; → 09/01			24.9442-8004.5 230054	ATE Ø1 42 Ø2 38
			➡	☐; F 125158→; → 09/01			13.2361-8001.2 210214	ATE Ø 36
			➡	☐; F 125158→; → 09/01			24.9236-8001.5 230007	ATE Ø 36
			➡	☐; F 125158→; → 09/01			24.9236-8002.5 230008	ATE Ø 36
			➡	☐; → F 125157			24.9238-8035.5 230025	ATE Ø 38
			➡	☐; → F 125157			24.9238-8036.5 230026	ATE Ø 38
280 (129.059)	150	05/98→10/01	←	☐; → F 187941; - ESP			24.9442-8003.5 230053	ATE Ø1 42 Ø2 38
			←	☐; → F 187941; - ESP			24.9442-8004.5 230054	ATE Ø1 42 Ø2 38
			➡	☐; F 187941→; → 09/01; - ESP			13.2361-8001.2 210214	ATE Ø 36
			➡	☐; → F 187941; + ESP			13.2421-8025.2 210061	ATE Ø 42
			➡	☐; F 187942→; → 09/01; - SL Edition			13.2421-8025.2 210061	ATE Ø 42
			➡	☐; → F 187941; + ESP			13.2421-8026.2 210062	ATE Ø 42
			➡	☐; F 187942→; → 09/01; - SL Edition			13.2421-8026.2 210062	ATE Ø 42
			➡	☐; F 187941→; → 09/01; - ESP			24.9236-8001.5 230007	ATE Ø 36
			➡	☐; F 187941→; → 09/01; - ESP			24.9236-8002.5 230008	ATE Ø 36
320 (129.063)	170	09/93→10/01	←	☐; → F 187941; - ESP			24.9442-8003.5 230053	ATE Ø1 42 Ø2 38
			←	☐; → F 187941; - ESP			24.9442-8004.5 230054	ATE Ø1 42 Ø2 38
			➡	☐; F 125158→; → 09/01			13.2361-8001.2 210214	ATE Ø 36
			➡	☐; F 125158→; → 09/01			24.9236-8001.5 230007	ATE Ø 36
			➡	☐; F 125158→; → 09/01			24.9236-8002.5 230008	ATE Ø 36
			➡	☐; → F 125157			24.9238-8035.5 230025	ATE Ø 38
			➡	☐; → F 125157			24.9238-8036.5 230026	ATE Ø 38
320 (129.064)	165	05/98→10/01	←	☐; → F 187941; - ESP			24.9442-8003.5 230053	ATE Ø1 42 Ø2 38
			←	☐; → F 187941; - ESP			24.9442-8004.5 230054	ATE Ø1 42 Ø2 38
			➡	☐; → F 187941; - ESP			13.2361-8001.2 210214	ATE Ø 36
↓								

	kw			 	! #		
<b>MERCEDES-BENZ - SL (R129) 03/89→12/01</b>							
<b> Bremssattel</b>							
320 (129.064)	165	05/98→10/01	➔	☐; F 187942→; → 09/01; - SL Edition	13.2421-8025.2	210061	ATE Ø 42
			➔	☐; → F 187941; + ESP	13.2421-8025.2	210061	ATE Ø 42
			➔	☐; → F 187941; + ESP	13.2421-8026.2	210062	ATE Ø 42
			➔	☐; F 187942→; → 09/01; - SL Edition	13.2421-8026.2	210062	ATE Ø 42
			➔	☐; → F 187941; - ESP	24.9236-8001.5	230007	ATE Ø 36
			➔	☐; → F 187941; - ESP	24.9236-8002.5	230008	ATE Ø 36
			➔	☐; F 187942→; → 09/01; + SL Edition	24.9238-8035.5	230025	ATE Ø 38
			➔	☐; F 187942→; → 09/01; + SL Edition	24.9238-8036.5	230026	ATE Ø 38
500 (129.067)	235	09/92→10/01	←	☐; 08/93→; → F103936; - AMG Technikpaket	24.9442-8003.5	230053	ATE Ø1 42 Ø2 38
			←	☐; 08/93→; → F103936; - AMG Technikpaket	24.9442-8004.5	230054	ATE Ø1 42 Ø2 38
			➔	☐; F 125158→; → 09/01; - ESP	13.2361-8001.2	210214	ATE Ø 36
			➔	☐; F 125158→; → 09/01; + ESP	13.2421-8025.2	210061	ATE Ø 42
			➔	☐; F 125158→; → 09/01; + ESP	13.2421-8026.2	210062	ATE Ø 42
			➔	☐; F 125158→; → 09/01; - ESP	24.9236-8001.5	230007	ATE Ø 36
			➔	☐; F 125158→; → 09/01; - ESP	24.9236-8002.5	230008	ATE Ø 36
			➔	☐; F 103937→ F 125157	24.9238-8033.5	230015	ATE Ø 38
			➔	☐; F 103937→ F 125157	24.9238-8034.5	230016	ATE Ø 38
			➔	☐; 08/93→; → F 103936	24.9238-8035.5	230025	ATE Ø 38
			➔	☐; 08/93→; → F 103936	24.9238-8036.5	230026	ATE Ø 38
			500 (129.068) 55 AMG	225 260	05/98→10/01 03/00→10/01	➔	☐; → 09/01; - SL Edition
➔	☐; → 09/01; - SL Edition	13.2421-8026.2				210062	ATE Ø 42
➔	☐; → 09/01; + SL Edition	24.9238-8035.5				230025	ATE Ø 38
➔	☐; → 09/01; + SL Edition	24.9238-8036.5				230026	ATE Ø 38
600 (129.076)	290	07/92→10/01	➔	☐; 08/93→ 09/01	13.2421-8025.2	210061	ATE Ø 42
			➔	☐; → 07/93	13.2421-8025.2	210061	ATE Ø 42
			➔	☐; 08/93→ 09/01	13.2421-8026.2	210062	ATE Ø 42
			➔	☐; → 07/93	13.2421-8026.2	210062	ATE Ø 42
60 AMG (129.067)	280	05/97→10/01	←	☐; → F103936	24.9442-8003.5	230053	ATE Ø1 42 Ø2 38
			←	☐; → F103936	24.9442-8004.5	230054	ATE Ø1 42 Ø2 38
			➔	☐; F 125158→; → 09/01; - ESP	13.2361-8001.2	210214	ATE Ø 36
			➔	☐; F 125158→; → 09/01; + ESP	13.2421-8025.2	210061	ATE Ø 42
			➔	☐; F 125158→; → 09/01; + ESP	13.2421-8026.2	210062	ATE Ø 42
			➔	☐; F 125158→; → 09/01; - ESP	24.9236-8001.5	230007	ATE Ø 36
			➔	☐; F 125158→; → 09/01; - ESP	24.9236-8002.5	230008	ATE Ø 36
			➔	☐; F 103937→ F 125157	24.9238-8033.5	230015	ATE Ø 38
			➔	☐; F 103937→ F 125157	24.9238-8034.5	230016	ATE Ø 38
			➔	☐; → F 103936	24.9238-8035.5	230025	ATE Ø 38
SL 73 AMG (129.076)	385	01/99→12/01	➔	☐; → 09/01	13.2421-8025.2	210061	ATE Ø 42
			➔	☐; → 09/01	13.2421-8026.2	210062	ATE Ø 42
<b>Dichtungssatz, Bremssattel</b>							
280 (129.058)	142	08/93→10/01	←	→ F 155734	13.0441-4214.2	250091	ATE
			←	F 155735→; → 09/01	13.0441-4214.2	250091	ATE
			➔	F 125158→; → 09/01	13.0441-3606.2	250147	ATE
			➔	→ F 125157	13.0441-3817.2	250071	ATE
280 (129.059)	150	05/98→10/01	←	→ F 187941; - ESP	13.0441-4214.2	250091	ATE
			➔	F 187941→; → 09/01; - ESP	13.0441-3606.2	250147	ATE
			➔	→ F 187941; + ESP	13.0441-4216.2	250093	ATE
			➔	F 187942→; → 09/01	13.0441-4216.2	250093	ATE
320 (129.063)	170	09/93→10/01	←	→ F 187941; - ESP	13.0441-4214.2	250091	ATE
			➔	F 125158→; → 09/01	13.0441-3606.2	250147	ATE
↓							








	kw			 	! #		
<b>MERCEDES-BENZ - SL (R129) 03/89→12/01</b>							
<b>Dichtungssatz, Bremssattel</b>							
320 (129.063)	170	09/93→10/01	➡	→ F 125157		13.0441-3817.2 250071	ATE
320 (129.064)	165	05/98→10/01	⬅	→ F 187941; - ESP		13.0441-4214.2 250091	ATE
			➡	→ F 187941; - ESP		13.0441-3606.2 250147	ATE
			➡	→ F 187941; + ESP		13.0441-4216.2 250093	ATE
			➡	F 187942→; → 09/01		13.0441-4216.2 250093	ATE
500 (129.067)	235	09/92→10/01	⬅	08/93→; → F103936; - AMG Technikpaket		13.0441-4214.2 250091	ATE
			⬅	F103937→; → 09/01; - AMG Technikpaket		13.0441-4214.2 250091	ATE
			⬅	F103937→; → 09/01; - ESP		13.0441-4214.2 250091	ATE
			⬅	08/93→ 09/01; + AMG Technikpaket		13.0441-4214.2 250091	ATE
			➡	F 125158→; → 09/01; - ESP		13.0441-3606.2 250147	ATE
			➡	F 103937→ F 125157		13.0441-3817.2 250071	ATE
			➡	08/93→; → F 103936		13.0441-3817.2 250071	ATE
			➡	F 125158→; → 09/01; + ESP		13.0441-4216.2 250093	ATE
500 (129.068) 55 AMG	225 260	05/98→10/01 03/00→10/01	➡	→ 09/01		13.0441-4216.2 250093	ATE
600 (129.076)	290	07/92→10/01	⬅	→ 07/93		13.0441-4214.2 250091	ATE
			⬅	08/93→ 09/01; - ESP		13.0441-4214.2 250091	ATE
			➡	→ 07/93		13.0441-4216.2 250093	ATE
			➡	08/93→ 09/01		13.0441-4216.2 250093	ATE
60 AMG (129.067)	280	05/97→10/01	⬅	→ F103936		13.0441-4214.2 250091	ATE
			⬅	F103937→; → 09/01; - ESP		13.0441-4214.2 250091	ATE
			➡	F 125158→; → 09/01; - ESP		13.0441-3606.2 250147	ATE
			➡	→ F 103936		13.0441-3817.2 250071	ATE
			➡	F 103937→ F 125157		13.0441-3817.2 250071	ATE
			➡	F 125158→; → 09/01; + ESP		13.0441-4216.2 250093	ATE
SL 73 AMG (129.076)	385	01/99→12/01	⬅	→ 09/01; - ESP		13.0441-4214.2 250091	ATE
			➡	→ 09/01		13.0441-4216.2 250093	ATE
<b>Schraube, Bremssattel</b>							
500 (129.067)	235	09/92→10/01	⬅	08/93→ 09/01; + AMG Technikpaket	4	13.8190-0242.1 990124	M12x1,5
			⬅	08/93→; → F103936; - AMG Technikpaket	4	13.8190-0242.1 990124	M12x1,5
			⬅	F103937→; → 09/01; - AMG Technikpaket	4	13.8190-0242.1 990124	M12x1,5
600 (129.076)	290	07/92→10/01	⬅	→ 07/93	4	13.8190-0242.1 990124	M12x1,5
			⬅	08/93→ 09/01	4	13.8190-0242.1 990124	M12x1,5
60 AMG (129.067)	280	05/97→10/01	⬅	→ F103936	4	13.8190-0242.1 990124	M12x1,5
			⬅	F103937→; → 09/01	4	13.8190-0242.1 990124	M12x1,5
SL 73 AMG (129.076)	385	01/99→12/01	⬅	→ 09/01	4	13.8190-0242.1 990124	M12x1,5
<b>Bremsschlauch</b>							
280 (129.058)	142	08/93→10/01	⬅	→ F125157	2	24.5101-0346.3 331406	L= 346
320 (129.063)	170	09/93→10/01	⬅	F125158→; → 09/01	2	83.7705-0342.3 331273	L= 340
60 AMG (129.067)	280	05/97→10/01	➡	F 125158→; → 09/01	2	24.5123-0281.3 330877	L= 280
SL 73 AMG (129.076)	385	01/99→12/01	➡	→ F 125157	2	83.7704-0281.3 330804	L= 280
280 (129.059)	150	05/98→10/01	⬅	→ 09/01	2	83.7705-0342.3 331273	L= 340
320 (129.064)	165	05/98→10/01	➡	→ 09/01	2	24.5123-0281.3 330877	L= 280
500 (129.068)	225	05/98→10/01	➡	→ 09/01	2	24.5123-0281.3 330877	L= 280
55 AMG	260	03/00→10/01	➡	→ 09/01	2	24.5123-0281.3 330877	L= 280
500 (129.067)	235	09/92→10/01	⬅	08/93→; → F125157	2	24.5101-0346.3 331406	L= 346
			⬅	F125158→; → 09/01	2	83.7705-0342.3 331273	L= 340
			➡	F 125158→; → 09/01	2	24.5123-0281.3 330877	L= 280
			➡	08/93→; → F 125157	2	83.7704-0281.3 330804	L= 280
600 (129.076)	290	07/92→10/01	⬅	08/93→; → F125157	2	24.5101-0346.3 331406	L= 346
			⬅	→ 07/93	2	24.5101-0346.3 331406	L= 346
			⬅	F125158→; → 09/01	2	83.7705-0342.3 331273	L= 340
↓							



















	kw					! #		
<b>MERCEDES-BENZ - SL (R129) 03/89→12/01</b>								
<b>Bremsschlauch</b>								
600 (129.076)	290	07/92→10/01	➔	F 125158→; → 09/01	2	24.5123-0281.3	330877	L= 280
			➔	→ 07/93	2	83.7704-0281.3	330804	L= 280
			➔	08/93→; → F 125157	2	83.7704-0281.3	330804	L= 280
<b>MERCEDES-BENZ - SL (R230) 10/01→01/12</b>								
<b>Bremssattel</b>								
280 (230.454) 300 (230.454) 350 (230.456)	170 170 200	03/08→01/12 04/09→01/12 03/06→01/12	➔	 ; → 11/11; für Fahrzeuge mit Sportpaket		11.9426-9959.2	220801	ATE Ø 42 - Halter
			➔	 ; → 11/11; für Fahrzeuge mit Sportpaket		11.9426-9960.2	220802	ATE Ø 42 - Halter
			➔	 ; → 11/11; für Fahrzeuge ohne Sportpaket		24.3426-9989.5	240647	ATE Ø 42 - Halter
			➔	 ; → 11/11; für Fahrzeuge ohne Sportpaket		24.3426-9990.5	240648	ATE Ø 42 - Halter
350 (230.458)	232	04/08→01/12	➔	 ; → 11/11; für Fahrzeuge mit Sportpaket		11.9426-9959.2	220801	ATE Ø 42 - Halter
			➔	 ; → 11/11; für Fahrzeuge mit Sportpaket		11.9426-9960.2	220802	ATE Ø 42 - Halter
			➔	 ; → 11/11; für Fahrzeuge ohne Sportpaket		11.9426-9991.2	220641	ATE Ø 42 - Halter
			➔	 ; → 11/11; für Fahrzeuge ohne Sportpaket		11.9426-9992.2	220642	ATE Ø 42 - Halter
350 (230.467)	180	03/03→01/12	➔	 ; → 11/11		24.3426-9989.5	240647	ATE Ø 42 - Halter
			➔	 ; → 11/11		24.3426-9990.5	240648	ATE Ø 42 - Halter
500 (230.471)	285	03/06→01/12	➔	 ; → 11/11		11.9426-9959.2	220801	ATE Ø 42 - Halter
			➔	 ; → 11/11		11.9426-9960.2	220802	ATE Ø 42 - Halter
500 (230.475)	225	10/01→01/12	➔	 ; → 11/11		11.9426-9991.2	220641	ATE Ø 42 - Halter
			➔	 ; → 11/11		11.9426-9992.2	220642	ATE Ø 42 - Halter
<b>Halter, Bremssattel</b>								
350 (230.458)	232	04/08→01/12	➔	→ 11/11; für Fahrzeuge ohne Sportpaket		11.8170-0611.1	260116	ATE
500 (230.475)	225	10/01→01/12	➔	→ 11/11		11.8170-0611.1	260116	ATE
<b>Feder, Bremssattel</b>								
280 (230.454) 300 (230.454) 350 (230.456)	170 170 200	03/08→01/12 04/09→01/12 03/06→01/12		→ 11/11; für Fahrzeuge mit Sportpaket	2	11.8116-0086.2	390606	ATE
350 (230.458)	232	04/08→01/12		→ 11/11; für Fahrzeuge ohne Sportpaket	2	11.8116-0086.2	390606	ATE
350 (230.458)	232	04/08→01/12		→ 11/11; für Fahrzeuge mit Sportpaket	2	11.8116-0086.2	390606	ATE
350 (230.458)	232	04/08→01/12		→ 11/11; für Fahrzeuge ohne Sportpaket	2	11.8116-0323.1	390459	ATE
350 (230.467)	180	03/03→01/12		→ 11/11	2	11.8116-0323.1	390459	ATE
500 (230.475)	225	10/01→01/12		→ 11/11	2	11.8116-0323.1	390459	ATE
500 (230.471)	285	03/06→01/12		→ 11/11	2	11.8116-0086.2	390606	ATE
<b>Führungshülzensatz, Bremssattel</b>								
280 (230.454) 300 (230.454) 350 (230.456) 350 (230.458)	170 170 200 232	03/08→01/12 04/09→01/12 03/06→01/12 04/08→01/12	➔	→ 11/11; für Fahrzeuge mit Sportpaket		11.0101-5407.2	260011	ATE
			➔	→ 11/11; für Fahrzeuge ohne Sportpaket		11.0101-5407.2	260011	ATE
350 (230.467) 500 (230.471) 500 (230.475)	180 285 225	03/03→01/12 03/06→01/12 10/01→01/12	➔	→ 11/11		11.0101-5407.2	260011	ATE
<b>Führungsbolzen, Bremssattel</b>								
280 (230.454) 300 (230.454) 350 (230.456) 350 (230.458)	170 170 200 232	03/08→01/12 04/09→01/12 03/06→01/12 04/08→01/12		→ 11/11; für Fahrzeuge ohne Sportpaket		11.8171-0008.1	990049	ATE
				→ 11/11; für Fahrzeuge mit Sportpaket		11.8171-0008.1	990049	ATE
350 (230.467)	180	03/03→01/12		→ 11/11		11.8171-0072.1	250154	ATE
500 (230.471) 500 (230.475)	285 225	03/06→01/12 10/01→01/12		→ 11/11		11.8171-0008.1	990049	ATE
<b>Dichtungssatz, Bremssattel</b>								
350 (230.458)	232	04/08→01/12	➔	→ 11/11; für Fahrzeuge ohne Sportpaket		11.0441-4203.2	250013	ATE
350 (230.467) 500 (230.475)	180 225	03/03→01/12 10/01→01/12	➔	→ 11/11		11.0441-4203.2	250013	ATE
<b>Schraube, Bremssattel</b>								
280 (230.454) 300 (230.454) ↓	170 170	03/08→01/12 04/09→01/12	←	→ 11/11; für Fahrzeuge ohne Sportpaket	4	13.8190-0330.1	990134	M12x1,5








	kW			 	! #		
<b>MERCEDES-BENZ - SL (R230) 10/01—01/12</b>							
<b>Schraube, Bremssattel</b>							
350 (230.456)	200	03/06→01/12	←	→ 11/11; für Fahrzeuge ohne Sportpaket	4	13.8190-0330.1	990134 M12x1,5
350 (230.458)	232	04/08→01/12					
350 (230.467)	180	03/03→01/12	←	→ 11/11	4	13.8190-0330.1	990134 M12x1,5
500 (230.475)	225	10/01→01/12					
<b>Bremsschlauch</b>							
280 (230.454)	170	03/08→01/12	←	→ 11/11	2	83.7715-0380.3	331269 L= 380
300 (230.454)	170	04/09→01/12					
350 (230.456)	200	03/06→01/12	→	→ 11/11	2	24.5172-0305.3	331312 L= 305
350 (230.458)	232	04/08→01/12					
350 (230.467)	180	03/03→01/12					
500 (230.471)	285	03/06→01/12					
500 (230.475)	225	10/01→01/12					
55 AMG (230.472)	380	03/06→01/12					
55 AMG Kompressor (230.474)	368	06/02→01/12					
600 (230.476)	368	04/03→01/12					
600 (230.477)	380	03/06→01/12					
63 AMG (230.470)	386	03/08→01/12					
65 AMG (230.479)	450	03/04→01/12					
55 AMG (230.474)	350	10/01→06/02	←		2	83.7715-0380.3	331269 L= 380
			→		2	24.5172-0305.3	331312 L= 305
65 AMG Black Series (230.479)	493	07/08→01/12	→	→ 11/11	2	24.5238-0255.3	330674 L= 255
<b>MERCEDES-BENZ - SLC (R172) 01/16→</b>							
<b>Bremssattel</b>							
180 (172.431)	115	01/16→	←	☐; für Fahrzeuge ohne Sportpaket		24.3606-1707.7	221011 TRW Ø 60 - Halter
			←	☐; für Fahrzeuge ohne Sportpaket		24.3606-1708.7	221012 TRW Ø 60 - Halter
<b>Bremsschlauch</b>							
180 (172.431)	115	01/16→	←		2	83.7705-0386.3	330828 L= 385
200 (172.434)	135	01/16→					
250 d (172.404)	150	01/16→					
300 (172.438)	180	01/16→					
AMG SLC 43 (172.466)	270	01/16→					
<b>MERCEDES-BENZ - SLK (R170) 04/96→04/04</b>							
<b>Bremssattel</b>							
200 (170.435)	100	09/96→03/00	←	☐		11.3571-8512.2	220316 ATE Ø 57 - Halter
200 Kompressor (170.445)	141	10/96→03/00				24.3571-8512.5	240492 ATE Ø 57 - Halter
230 Kompressor (170.447)	142	09/96→03/00	←	☐		24.3571-8511.5	240491 ATE Ø 57 - Halter
			→	☐; F017688→		13.2361-8003.2	210220 ATE Ø 36
			→	☐; F017688→		13.2361-8004.2	210221 ATE Ø 36
			→	☐; → F017687		24.9238-8035.5	230025 ATE Ø 38
			→	☐; → F017687		24.9238-8036.5	230026 ATE Ø 38
200 Kompressor (170.444)	120	03/00→04/04	←	☐; → 03/04		11.3571-8512.2	220316 ATE Ø 57 - Halter
230 Kompressor (170.449)	145	03/00→04/04	←	☐; → 03/04		24.3571-8512.5	240492 ATE Ø 57 - Halter
			←	☐; → 03/04		24.3571-8511.5	240491 ATE Ø 57 - Halter
			→	☐; → 03/04		13.2361-8003.2	210220 ATE Ø 36
			→	☐; → 03/04		13.2361-8004.2	210221 ATE Ø 36
320 (170.465)	160	03/00→04/04	←	☐; 04/00→ 03/04		11.3571-8509.2	220313 ATE Ø 57 - Halter
			←	☐; 04/00→ 03/04		11.3571-8510.2	220314 ATE Ø 57 - Halter
			→	☐; 04/00→ 03/04		13.2361-8003.2	210220 ATE Ø 36
			→	☐; 04/00→ 03/04		13.2361-8004.2	210221 ATE Ø 36
32 AMG Kompressor (170.466)	260	03/01→04/04	←	☐; → 03/04		11.9441-9971.2	220839 ATE Ø 44 - Halter
			←	☐; → 03/04		11.9441-9972.2	220840 ATE Ø 44 - Halter
			→	☐; → 03/04		13.2421-8025.2	210061 ATE Ø 42
			→	☐; → 03/04		13.2421-8026.2	210062 ATE Ø 42
<b>Halter, Bremssattel</b>							
200 (170.435)	100	09/96→03/00	←		2	11.8170-0401.1	260103 ATE
200 Kompressor (170.445)	141	10/96→03/00					
230 Kompressor (170.447)	142	09/96→03/00					
↓							



	kW			 	! #		
<b>MERCEDES-BENZ - SLK (R170) 04/96→04/04</b>							
<b>Halter, Bremssattel</b>							
200 Kompressor (170.444)	120	03/00→04/04	←	→ 03/04	2	11.8170-0401.1 260103	ATE
230 Kompressor (170.449)	145	03/00→04/04					
<b>Feder, Bremssattel</b>							
200 (170.435)	100	09/96→03/00	←		2	11.8116-0253.1 390512	ATE
200 Kompressor (170.445)	141	10/96→03/00					
230 Kompressor (170.447)	142	09/96→03/00					
200 Kompressor (170.444)	120	03/00→04/04	←	→ 03/04	2	11.8116-0253.1 390512	ATE
230 Kompressor (170.449)	145	03/00→04/04					
320 (170.465)	160	03/00→04/04	←	04/00→ 03/04	2	11.8116-0253.1 390512	ATE
32 AMG Kompressor (170.466)	260	03/01→04/04		→ 03/04	2	11.8116-0133.1 390511	ATE
<b>Führungshülzensatz, Bremssattel</b>							
200 (170.435)	100	09/96→03/00	←			11.0101-5407.2 260011	ATE
200 Kompressor (170.445)	141	10/96→03/00					
230 Kompressor (170.447)	142	09/96→03/00					
200 Kompressor (170.444)	120	03/00→04/04	←	→ 03/04		11.0101-5407.2 260011	ATE
230 Kompressor (170.449)	145	03/00→04/04					
320 (170.465)	160	03/00→04/04	←	04/00→ 03/04		11.0101-5407.2 260011	ATE
32 AMG Kompressor (170.466)	260	03/01→04/04	←	→ 03/04		11.0101-5704.2 260095	ATE
<b>Führungsbolzen, Bremssattel</b>							
200 (170.435)	100	09/96→03/00	←			11.8171-0008.1 990049	ATE
200 Kompressor (170.445)	141	10/96→03/00					
230 Kompressor (170.447)	142	09/96→03/00					
200 Kompressor (170.444)	120	03/00→04/04	←	→ 03/04		11.8171-0008.1 990049	ATE
230 Kompressor (170.449)	145	03/00→04/04					
320 (170.465)	160	03/00→04/04	←	04/00→ 03/04		11.8171-0008.1 990049	ATE
32 AMG Kompressor (170.466)	260	03/01→04/04		→ 03/04		11.8171-0096.1 250155	ATE
<b>Dichtungssatz, Bremssattel</b>							
200 (170.435)	100	09/96→03/00	←			11.0441-5703.2 250145	ATE
200 Kompressor (170.445)	141	10/96→03/00	→	F017688→		13.0441-3609.2 250057	ATE
230 Kompressor (170.447)	142	09/96→03/00	→	→ F017687		13.0441-3817.2 250071	ATE
200 Kompressor (170.444)	120	03/00→04/04	←	→ 03/04		11.0441-5703.2 250145	ATE
230 Kompressor (170.449)	145	03/00→04/04	→	→ 03/04		13.0441-3609.2 250057	ATE
320 (170.465)	160	03/00→04/04	←	04/00→ 03/04		11.0441-5703.2 250145	ATE
			→	04/00→ 03/04		13.0441-3609.2 250057	ATE
32 AMG Kompressor (170.466)	260	03/01→04/04	→	→ 03/04		13.0441-4216.2 250093	ATE
<b>Schraube, Bremssattel</b>							
200 (170.435)	100	09/96→03/00	←		4	13.8190-0330.1 990134	M12x1,5
200 Kompressor (170.445)	141	10/96→03/00					
230 Kompressor (170.447)	142	09/96→03/00					
200 Kompressor (170.444)	120	03/00→04/04	←	→ 03/04	4	13.8190-0330.1 990134	M12x1,5
230 Kompressor (170.449)	145	03/00→04/04					
320 (170.465)	160	03/00→04/04	←	04/00→ 03/04	4	13.8190-0330.1 990134	M12x1,5
<b>Bremsschlauch</b>							
200 (170.435)	100	09/96→03/00	←		2	83.7705-0386.3 330828	L= 385
↓							

	kw			 	! #		
<b>MERCEDES-BENZ - SLK (R170) 04/96→04/04</b>							
 <b>Bremsschlauch</b>							
200 Kompressor (170.445)	141	10/96→03/00	➔		2	24.5123-0281.3 330877	L= 280
230 Kompressor (170.447)	142	09/96→03/00					
200 Kompressor (170.444)	120	03/00→04/04	➔	→ 03/04	2	83.7705-0386.3 330828	L= 385
230 Kompressor (170.449)	145	03/00→04/04	➔	→ 03/04	2	24.5123-0281.3 330877	L= 280
32 AMG Kompressor (170.466)	260	03/01→04/04					
320 (170.465)	160	03/00→04/04	➔	04/00→ 03/04	2	83.7705-0386.3 330828	L= 385
			➔	04/00→ 03/04	2	24.5123-0281.3 330877	L= 280
<b>MERCEDES-BENZ - SLK (R171) 03/04→02/11</b>							
 <b>Bremssattel</b>							
200 Kompressor (171.442)	120	03/04→02/11	➔	☐; → F 197201; für Fahrzeuge ohne Sportpaket		24.3571-1739.7 220667	TRW Ø 57 - Halter
			➔	☐; → F 197201; für Fahrzeuge ohne Sportpaket		24.3571-1740.7 220668	TRW Ø 57 - Halter
			➔	☐; → 01/11; für Fahrzeuge ohne Sportpaket		13.9361-0023.2 210241	ATE Ø 36
			➔	☐; → 01/11; für Fahrzeuge ohne Sportpaket		13.9361-0024.2 210242	ATE Ø 36
200 Kompressor (171.445)	135	01/08→02/11	➔	☐; → F 197201; für Fahrzeuge ohne Sportpaket		24.3571-1739.7 220667	TRW Ø 57 - Halter
			➔	☐; → F 197201; für Fahrzeuge ohne Sportpaket		24.3571-1740.7 220668	TRW Ø 57 - Halter
			➔	☐; → 01/11; für Fahrzeuge ohne Sportpaket		13.9361-0023.2 210241	ATE Ø 36
			➔	☐; → 01/11; für Fahrzeuge ohne Sportpaket		13.9361-0024.2 210242	ATE Ø 36
			➔	☐; → 01/11; für Fahrzeuge mit Sportpaket		13.9361-0035.2 210253	ATE Ø 36
			➔	☐; → 01/11; für Fahrzeuge mit Sportpaket		13.9361-0036.2 210254	ATE Ø 36
280 (171.454)	170	01/05→02/11	➔	☐; 04/05→ 01/11; für Fahrzeuge ohne Sportpaket		24.3571-1721.7 220555	TRW Ø 57 - Halter
			➔	☐; 04/05→ 01/11; für Fahrzeuge ohne Sportpaket		24.3571-1722.7 220556	TRW Ø 57 - Halter
			➔	☐; 04/05→ 01/11; für Fahrzeuge ohne Sportpaket		13.9361-0023.2 210241	ATE Ø 36
			➔	☐; 04/05→ 01/11; für Fahrzeuge ohne Sportpaket		13.9361-0024.2 210242	ATE Ø 36
			➔	☐; 04/05→ 01/11; für Fahrzeuge mit Sportpaket		13.9361-0035.2 210253	ATE Ø 36
			➔	☐; 04/05→ 01/11; für Fahrzeuge mit Sportpaket		13.9361-0036.2 210254	ATE Ø 36
300 (171.454)	170	04/09→02/11	➔	☐; → 01/11; für Fahrzeuge ohne Sportpaket		24.3571-1721.7 220555	TRW Ø 57 - Halter
			➔	☐; → 01/11; für Fahrzeuge ohne Sportpaket		24.3571-1722.7 220556	TRW Ø 57 - Halter
			➔	☐; → 01/11; für Fahrzeuge ohne Sportpaket		13.9361-0023.2 210241	ATE Ø 36
			➔	☐; → 01/11; für Fahrzeuge ohne Sportpaket		13.9361-0024.2 210242	ATE Ø 36
			➔	☐; → 01/11; für Fahrzeuge mit Sportpaket		13.9361-0035.2 210253	ATE Ø 36
			➔	☐; → 01/11; für Fahrzeuge mit Sportpaket		13.9361-0036.2 210254	ATE Ø 36
350 (171.456)	200	06/04→02/11	➔	☐; → 01/11		13.9361-0035.2 210253	ATE Ø 36
350 (171.458)	224	01/08→02/11	➔	☐; → 01/11		13.9361-0036.2 210254	ATE Ø 36
<b>Dichtungssatz, Bremssattel</b>							
200 Kompressor (171.442)	120	03/04→02/11	➔	→ 01/11; für Fahrzeuge ohne Sportpaket		13.0441-3609.2 250057	ATE
200 Kompressor (171.445)	135	01/08→02/11	➔	→ 01/11; für Fahrzeuge mit Sportpaket		13.0441-3609.2 250057	ATE
300 (171.454)	170	04/09→02/11	➔	→ 01/11; für Fahrzeuge ohne Sportpaket		13.0441-3609.2 250057	ATE
280 (171.454)	170	01/05→02/11	➔	04/05→ 01/11; für Fahrzeuge mit Sportpaket		13.0441-3609.2 250057	ATE
			➔	04/05→ 01/11; für Fahrzeuge ohne Sportpaket		13.0441-3609.2 250057	ATE
↓							

	kw					! #		
<b>MERCEDES-BENZ - SLK (R171) 03/04→02/11</b>								
<b>Dichtungssatz, Bremssattel</b>								
350 (171.456)	200	06/04→02/11	➔	→ 01/11		13.0441-3609.2	250057	ATE
350 (171.458)	224	01/08→02/11						
<b>Zubehörsatz, Bremssattel</b>								
200 Kompressor (171.442)	120	03/04→02/11	➔	→ F 197201;		24.0101-3803.2	260101	TRW
200 Kompressor (171.445)	135	01/08→02/11		für Fahrzeuge ohne Sportpaket				
<b>Schraube, Bremssattel</b>								
55 AMG (171.473)	265	06/04→02/11		→ F 194373; - AMG Black Series		13.8190-0330.1	990134	M12x1,5
55 AMG (171.473)	294	06/06→02/11						
<b>Bremsschlauch</b>								
200 Kompressor (171.442)	120	03/04→02/11	➔	→ 01/11	2	83.7705-0386.3	330828	L= 385
200 Kompressor (171.445)	135	01/08→02/11	➔	→ 01/11	2	24.5123-0281.3	330877	L= 280
300 (171.454)	170	04/09→02/11						
350 (171.456)	200	06/04→02/11						
350 (171.458)	224	01/08→02/11						
55 AMG (171.473)	265	06/04→02/11						
55 AMG (171.473)	294	06/06→02/11						
280 (171.454)	170	01/05→02/11	➔	04/05→ 01/11	2	83.7705-0386.3	330828	L= 385
			➔	04/05→ 01/11	2	24.5123-0281.3	330877	L= 280
<b>MERCEDES-BENZ - SLK (R172) 02/11→</b>								
<b>Bremssattel</b>								
200 (172.448)	135	02/11→	➔	☐; für Fahrzeuge ohne Sportpaket		24.3606-1707.7	221011	TRW Ø 60 - Halter
			➔	☐; für Fahrzeuge ohne Sportpaket		24.3606-1708.7	221012	TRW Ø 60 - Halter
<b>Bremsschlauch</b>								
200 (172.434)	135	04/15→	➔		2	83.7705-0386.3	330828	L= 385
200 (172.448)	135	02/11→						
250 (172.447)	150	02/11→						
250 CDI / d (172.403)	150	01/12→						
300 (172.438)	180	07/15→						
350 (172.457)	225	02/11→						
55 AMG (172.475)	310	01/12→						
<b>MERCEDES-BENZ - SPRINTER 2-t Bus (901, 902) 01/95→05/06</b>								
<b>Bremssattel</b>								
208 CDI	60	04/00→05/06	➔	☐		11.3601-8513.2	220393	ATE Ø 60 - Halter
208 D	58	02/95→04/00				24.3441-1701.5	240331	PER Ø 44 - Halter
210 D	75	03/97→04/00						
211 CDI	80	04/00→05/06	➔	☐		24.3441-1702.5	240332	PER Ø 44 - Halter
212 D	90	02/95→04/00				24.3601-8514.5	240688	ATE Ø 60 - Halter
213 CDI	95	04/00→05/06						
214 (902.071, 902.072, 902.671, 902.672)	105	02/95→05/06	➔	☐		11.3451-8501.2	220389	ATE Ø 45 - Halter
214 NGT	92	04/00→05/06				11.3521-8501.2	220391	ATE Ø 52 - Halter
216 CDI	115	04/00→05/06	➔	☐		24.3521-1707.5	240471	BOS Ø 52 - Halter
						11.3451-8502.2	220390	ATE Ø 45 - Halter
						11.3521-8502.2	220392	ATE Ø 52 - Halter
						24.3521-1708.5	240472	BOS Ø 52 - Halter
<b>Halter, Bremssattel</b>								
208 CDI	60	04/00→05/06	➔			11.8170-0510.1	260111	ATE
208 D	58	02/95→04/00						
210 D	75	03/97→04/00	➔			11.8170-0407.1	260114	ATE
211 CDI	80	04/00→05/06						
212 D	90	02/95→04/00						
213 CDI	95	04/00→05/06						
214 (902.071, 902.072, 902.671, 902.672)	105	02/95→05/06						
214 NGT	92	04/00→05/06						
216 CDI	115	04/00→05/06						
<b>Feder, Bremssattel</b>								
208 CDI	60	04/00→05/06	➔		2	11.8116-0200.1	390505	ATE
208 D	58	02/95→04/00						
210 D	75	03/97→04/00	➔		2	11.8116-0172.1	390500	ATE
211 CDI	80	04/00→05/06				11.8116-0191.1	390522	ATE
212 D	90	02/95→04/00						
213 CDI	95	04/00→05/06						
↓								

	kw			 	! #		
<b>MERCEDES-BENZ - SPRINTER 2-t Bus (901, 902) 01/95→05/06</b>							
<b>Feder, Bremssattel</b>							
214 (902.071, 902.072, 902.671, 902.672)	105	02/95→05/06	←		2	11.8116-0200.1 390505	ATE
214 NGT	92	04/00→05/06	→		2	11.8116-0172.1 390500	ATE
216 CDI	115	04/00→05/06				11.8116-0191.1 390522	ATE
<b>Führungshülzensatz, Bremssattel</b>							
208 CDI	60	04/00→05/06	←			11.0101-5704.2 260095	ATE
208 D	58	02/95→04/00					
210 D	75	03/97→04/00	→			11.0101-5407.2 260011	ATE
211 CDI	80	04/00→05/06					
212 D	90	02/95→04/00					
213 CDI	95	04/00→05/06					
214 (902.071, 902.072, 902.671, 902.672)	105	02/95→05/06					
214 NGT	92	04/00→05/06					
216 CDI	115	04/00→05/06					
<b>Führungsbolzen, Bremssattel</b>							
208 CDI	60	04/00→05/06	←			11.8171-0008.1 990049	ATE
208 D	58	02/95→04/00					
210 D	75	03/97→04/00	→			11.8171-0008.1 990049	ATE
211 CDI	80	04/00→05/06					
212 D	90	02/95→04/00					
213 CDI	95	04/00→05/06					
214 (902.071, 902.072, 902.671, 902.672)	105	02/95→05/06					
214 NGT	92	04/00→05/06					
216 CDI	115	04/00→05/06					
<b>Dichtungssatz, Bremssattel</b>							
208 CDI	60	04/00→05/06	←			11.0441-6007.2 250146	ATE
208 D	58	02/95→04/00					
210 D	75	03/97→04/00	→			11.0441-4502.2 250143	ATE
211 CDI	80	04/00→05/06				11.0441-5203.2 250144	ATE
212 D	90	02/95→04/00					
213 CDI	95	04/00→05/06					
214 (902.071, 902.072, 902.671, 902.672)	105	02/95→05/06					
214 NGT	92	04/00→05/06					
216 CDI	115	04/00→05/06					
<b>Bremsschlauch</b>							
208 CDI	60	04/00→05/06	←		2	83.7716-0363.3 330829	L= 363
208 D	58	02/95→04/00					
210 D	75	03/97→04/00	→		2	83.7716-0363.3 330829	L= 363
211 CDI	80	04/00→05/06					
212 D	90	02/95→04/00					
213 CDI	95	04/00→05/06					
214 (902.071, 902.072, 902.671, 902.672)	105	02/95→05/06					
214 NGT	92	04/00→05/06					
216 CDI	115	04/00→05/06					
<b>MERCEDES-BENZ - SPRINTER 2-t Kasten (901, 902) 01/95→05/06</b>							
<b>Bremssattel</b>							
208 CDI	60	04/00→05/06	←	☐		11.3601-8513.2 220393	ATE Ø 60 - Halter
208 D	58	02/95→04/00				24.3441-1701.5 240331	PER Ø 44 - Halter
208 D	60	10/96→04/00					
210 D	75	01/97→04/00	←	☐		24.3441-1702.5 240332	PER Ø 44 - Halter
211 CDI	80	04/00→05/06				24.3601-8514.5 240688	ATE Ø 60 - Halter
212 D	90	02/95→04/00	→	☐		11.3451-8501.2 220389	ATE Ø 45 - Halter
213 CDI	95	04/00→05/06				11.3521-8501.2 220391	ATE Ø 52 - Halter
214	105	02/95→05/06				24.3521-1707.5 240471	BOS Ø 52 - Halter
214 NGT	92	04/00→05/06				11.3451-8502.2 220390	ATE Ø 45 - Halter
216 CDI	115	04/00→05/06	→	☐		11.3521-8502.2 220392	ATE Ø 52 - Halter
						24.3521-1708.5 240472	BOS Ø 52 - Halter
<b>Halter, Bremssattel</b>							
208 CDI	60	04/00→05/06	←			11.8170-0510.1 260111	ATE
208 D	58	02/95→04/00					
208 D	60	10/96→04/00	→			11.8170-0407.1 260114	ATE
210 D	75	01/97→04/00					
211 CDI	80	04/00→05/06					
212 D	90	02/95→04/00					
213 CDI	95	04/00→05/06					
214	105	02/95→05/06					
214 NGT	92	04/00→05/06					
216 CDI	115	04/00→05/06					
↓							

**MERCEDES-BENZ - SPRINTER 2-t Kasten (901, 902) 01/95→05/06**

**Feder, Bremssattel**

208 CDI	60	04/00→05/06	←		2	11.8116-0200.1	390505	ATE
208 D	58	02/95→04/00	→		2	11.8116-0172.1	390500	ATE
208 D	60	10/96→04/00						
210 D	75	01/97→04/00				11.8116-0191.1	390522	ATE
211 CDI	80	04/00→05/06						
212 D	90	02/95→04/00						
213 CDI	95	04/00→05/06						
214	105	02/95→05/06						
214 NGT	92	04/00→05/06						
216 CDI	115	04/00→05/06						

**Führungshülzensatz, Bremssattel**

208 CDI	60	04/00→05/06	←			11.0101-5704.2	260095	ATE
208 D	58	02/95→04/00	→			11.0101-5407.2	260011	ATE
208 D	60	10/96→04/00						
210 D	75	01/97→04/00						
211 CDI	80	04/00→05/06						
212 D	90	02/95→04/00						
213 CDI	95	04/00→05/06						
214	105	02/95→05/06						
214 NGT	92	04/00→05/06						
216 CDI	115	04/00→05/06						

**Führungsbolzen, Bremssattel**

208 CDI	60	04/00→05/06	←			11.8171-0008.1	990049	ATE
208 D	58	02/95→04/00	→			11.8171-0008.1	990049	ATE
208 D	60	10/96→04/00						
210 D	75	01/97→04/00						
211 CDI	80	04/00→05/06						
212 D	90	02/95→04/00						
213 CDI	95	04/00→05/06						
214	105	02/95→05/06						
214 NGT	92	04/00→05/06						
216 CDI	115	04/00→05/06						

**Dichtungssatz, Bremssattel**

208 CDI	60	04/00→05/06	←			11.0441-6007.2	250146	ATE
208 D	58	02/95→04/00	→			11.0441-4502.2	250143	ATE
208 D	60	10/96→04/00						
210 D	75	01/97→04/00				11.0441-5203.2	250144	ATE
211 CDI	80	04/00→05/06						
212 D	90	02/95→04/00						
213 CDI	95	04/00→05/06						
214	105	02/95→05/06						
214 NGT	92	04/00→05/06						
216 CDI	115	04/00→05/06						















 **Bremsschlauch**

208 CDI	60	04/00→05/06	←		2	83.7716-0363.3	330829	L= 363
208 D	58	02/95→04/00	→		2	83.7716-0363.3	330829	L= 363
208 D	60	10/96→04/00						
210 D	75	01/97→04/00						
211 CDI	80	04/00→05/06						
212 D	90	02/95→04/00						
213 CDI	95	04/00→05/06						
214	105	02/95→05/06						
214 NGT	92	04/00→05/06						
216 CDI	115	04/00→05/06						








**MERCEDES-BENZ - SPRINTER 2-t Pritsche/Fahrgestell (901, 902) 01/95→05/06**

 **Bremssattel**

208 CDI	60	04/00→05/06	←	☐		11.3601-8513.2	220393	ATE Ø 60 - Halter
208 D	60	09/96→04/00	→	☐		24.3441-1701.5	240331	PER Ø 44 - Halter
210 D	75	01/97→04/00						
211 CDI	80	04/00→05/06	←	☐		24.3441-1702.5	240332	PER Ø 44 - Halter
213 CDI	95	04/00→05/06				24.3601-8514.5	240688	ATE Ø 60 - Halter
214 (902.011, 902.012, 902.611, 902.612)	105	02/95→05/06	→	☐		11.3451-8501.2	220389	ATE Ø 45 - Halter
214 NGT	92	04/00→05/06	→	☐		11.3521-8501.2	220391	ATE Ø 52 - Halter
216 CDI	115	04/00→05/06						
						11.3451-8502.2	220390	ATE Ø 45 - Halter
						11.3521-8502.2	220392	ATE Ø 52 - Halter
						24.3521-1708.5	240472	BOS Ø 52 - Halter
208 D	58	01/95→04/00	←	☐; 02/95→		11.3601-8513.2	220393	ATE Ø 60 - Halter
			←	☐; 02/95→		24.3441-1701.5	240331	PER Ø 44 - Halter
			←	☐; 02/95→		24.3601-8514.5	240688	ATE Ø 60 - Halter
			→	☐; 02/95→		11.3451-8501.2	220389	ATE Ø 45 - Halter

	kw			 	! #		
<b>MERCEDES-BENZ - SPRINTER 2-t Pritsche/Fahrgestell (901, 902) 01/95—05/06</b>							
<b> Bremssattel</b>							
208 D	58	01/95→04/00	→	 ; 02/95→		<b>11.3521-8501.2 220391</b> <b>24.3521-1707.5 240471</b>	ATE Ø 52 - Halter BOS Ø 52 - Halter
			→	 ; 02/95→		<b>11.3451-8502.2 220390</b> <b>11.3521-8502.2 220392</b> <b>24.3521-1708.5 240472</b>	ATE Ø 45 - Halter ATE Ø 52 - Halter BOS Ø 52 - Halter
212 D	90	02/95→04/00	←			<b>11.3601-8513.2 220393</b> <b>24.3441-1701.5 240331</b>	ATE Ø 60 - Halter PER Ø 44 - Halter
			←			<b>24.3441-1702.5 240332</b> <b>24.3601-8514.5 240688</b>	PER Ø 44 - Halter ATE Ø 60 - Halter
			→			<b>11.3451-8501.2 220389</b>	ATE Ø 45 - Halter
			→			<b>11.3451-8502.2 220390</b>	ATE Ø 45 - Halter
<b>Halter, Bremssattel</b>							
208 CDI	60	04/00→05/06	←			<b>11.8170-0510.1 260111</b>	ATE
208 D	60	09/96→04/00	→				
210 D	75	01/97→04/00	→			<b>11.8170-0407.1 260114</b>	ATE
211 CDI	80	04/00→05/06					
213 CDI	95	04/00→05/06					
214 (902.011, 902.012, 902.611, 902.612)	105	02/95→05/06					
214 NGT	92	04/00→05/06					
216 CDI	115	04/00→05/06					
208 D	58	01/95→04/00	←	02/95→		<b>11.8170-0510.1 260111</b>	ATE
			→	02/95→		<b>11.8170-0407.1 260114</b>	ATE
212 D	90	02/95→04/00	←			<b>11.8170-0510.1 260111</b>	ATE
<b>Feder, Bremssattel</b>							
208 CDI	60	04/00→05/06	←		2	<b>11.8116-0200.1 390505</b>	ATE
208 D	60	09/96→04/00	→				
210 D	75	01/97→04/00	→		2	<b>11.8116-0172.1 390500</b>	ATE
211 CDI	80	04/00→05/06				<b>11.8116-0191.1 390522</b>	ATE
213 CDI	95	04/00→05/06					
214 (902.011, 902.012, 902.611, 902.612)	105	02/95→05/06					
214 NGT	92	04/00→05/06					
216 CDI	115	04/00→05/06					
208 D	58	01/95→04/00	←	02/95→	2	<b>11.8116-0200.1 390505</b>	ATE
			→	02/95→	2	<b>11.8116-0172.1 390500</b> <b>11.8116-0191.1 390522</b>	ATE ATE
212 D	90	02/95→04/00	←		2	<b>11.8116-0200.1 390505</b>	ATE
			→		2	<b>11.8116-0172.1 390500</b>	ATE
<b>Führungshülzensatz, Bremssattel</b>							
208 CDI	60	04/00→05/06	←			<b>11.0101-5704.2 260095</b>	ATE
208 D	60	09/96→04/00	→				
210 D	75	01/97→04/00	→			<b>11.0101-5407.2 260011</b>	ATE
211 CDI	80	04/00→05/06					
212 D	90	02/95→04/00					
213 CDI	95	04/00→05/06					
214 (902.011, 902.012, 902.611, 902.612)	105	02/95→05/06					
214 NGT	92	04/00→05/06					
216 CDI	115	04/00→05/06					
208 D	58	01/95→04/00	←	02/95→		<b>11.0101-5704.2 260095</b>	ATE
			→	02/95→		<b>11.0101-5407.2 260011</b>	ATE
<b>Führungsbolzen, Bremssattel</b>							
208 CDI	60	04/00→05/06	←			<b>11.8171-0008.1 990049</b>	ATE
208 D	60	09/96→04/00	→				
210 D	75	01/97→04/00	→			<b>11.8171-0008.1 990049</b>	ATE
211 CDI	80	04/00→05/06					
212 D	90	02/95→04/00					
213 CDI	95	04/00→05/06					
214 (902.011, 902.012, 902.611, 902.612)	105	02/95→05/06					
214 NGT	92	04/00→05/06					
216 CDI	115	04/00→05/06					
208 D	58	01/95→04/00	←	02/95→		<b>11.8171-0008.1 990049</b>	ATE
			→	02/95→		<b>11.8171-0008.1 990049</b>	ATE
↓							



	kW			 	! #		
<b>MERCEDES-BENZ - SPRINTER 2-t Pritsche/Fahrgestell (901, 902) 01/95—05/06</b>							
<b>Dichtungssatz, Bremsattel</b>							
208 CDI	60	04/00→05/06	←			11.0441-6007.2 250146	ATE
208 D	60	09/96→04/00	→			11.0441-4502.2 250143	ATE
210 D	75	01/97→04/00				11.0441-5203.2 250144	ATE
211 CDI	80	04/00→05/06					
213 CDI	95	04/00→05/06					
214 (902.011, 902.012, 902.611, 902.612)	105	02/95→05/06					
214 NGT	92	04/00→05/06					
216 CDI	115	04/00→05/06					
208 D	58	01/95→04/00	←	02/95→		11.0441-6007.2 250146	ATE
			→	02/95→		11.0441-4502.2 250143	ATE
						11.0441-5203.2 250144	ATE
212 D	90	02/95→04/00	←			11.0441-6007.2 250146	ATE
			→			11.0441-4502.2 250143	ATE
<b>Bremsschlauch</b>							
208 CDI	60	04/00→05/06	←		2	83.7716-0363.3 330829	L= 363
208 D	60	09/96→04/00	→		2	83.7716-0363.3 330829	L= 363
210 D	75	01/97→04/00					
211 CDI	80	04/00→05/06					
212 D	90	02/95→04/00					
213 CDI	95	04/00→05/06					
214 (902.011, 902.012, 902.611, 902.612)	105	02/95→05/06					
214 NGT	92	04/00→05/06					
216 CDI	115	04/00→05/06					
208 D	58	01/95→04/00	←	02/95→	2	83.7716-0363.3 330829	L= 363
			→	02/95→	2	83.7716-0363.3 330829	L= 363
<b>MERCEDES-BENZ - SPRINTER 3,5-t Bus (906) 06/06→</b>							
<b>Bremsschlauch</b>							
310 CDI (906.731, 906.733, 906.735)	70	03/09→12/13	←		2	24.5137-0385.3 331089	L= 385
311 CDI (906.731, 906.733, 906.735)	80	06/06→12/09	→		2	24.5137-0490.3 330964	L= 490
311 CDI (906.731, 906.733, 906.735)	84	05/16→					
313 CDI (906.731, 906.733, 906.735)	95	08/11→05/16					
314 CDI (906.731, 906.733, 906.735)	105	05/16→					
315 CDI (906.731, 906.733, 906.735)	110	06/06→12/09					
316 (906.733, 906.735)	115	09/08→					
316 CDI (906.731, 906.733, 906.735)	120	08/11→					
316 LGT	115	09/08→					
316 NGT (906.733, 906.735)	115	09/08→					
318 CDI (906.731, 906.733, 906.735)	135	02/08→12/09					
319 CDI / BlueTEC (906.731, 906.733, 906.735)	140	03/09→					
324 (906.733, 906.735)	190	06/06→12/13					
311 CDI 4x4 (906.731, 906.733, 906.735)	80	02/08→12/09	←		2	24.5137-0455.3 331131	L= 455
313 CDI 4x4 (906.731, 906.733, 906.735)	95	08/11→05/16	→		2	24.5137-0495.3 331132	L= 495
314 CDI 4x4 (906.731, 906.733, 906.735)	105	05/16→					
315 CDI 4x4 (906.731, 906.733, 906.735)	110	02/08→12/09					
316 CDI 4x4 (906.731, 906.733, 906.735)	120	08/11→					
318 CDI 4x4 (906.731, 906.733, 906.735)	135	02/08→12/09					
319 CDI / BlueTEC 4x4 (906.731, 906.733, 906.735)	140	03/09→					
<b>MERCEDES-BENZ - SPRINTER 3,5-t Kasten (906) 06/06→</b>							
<b>Bremsschlauch</b>							
309 CDI (906.631, 906.633, 906.635, 906.637)	65	06/06→12/09	←		2	24.5137-0385.3 331089	L= 385
			→		2	24.5137-0490.3 330964	L= 490
↓							

**MERCEDES-BENZ - SPRINTER 3,5-t Kasten (906) 06/06→**

 **Bremsschlauch**

310 CDI (906.631, 906.633, 906.635, 906.637)	70	03/09→	←		2	<b>24.5137-0385.3</b>	<b>331089</b>	L= 385
			→		2	<b>24.5137-0490.3</b>	<b>330964</b>	L= 490
311 CDI (906.631, 906.633, 906.635, 906.637)	80	06/06→12/09						
311 CDI (906.631, 906.633, 906.635, 906.637)	84	05/16→						
313 CDI (906.631, 906.633, 906.635, 906.637)	95	06/06→						
313 CDI (906.631, 906.633, 906.635, 906.637)	95	05/09→						
314 CDI (906.631, 906.633, 906.635, 906.637)	105	05/16→						
315 CDI (906.631, 906.633, 906.635, 906.637)	110	06/06→12/09						
316 (906.635, 906.633)	115	09/08→						
316 CDI (906.631, 906.633, 906.635, 906.637)	120	03/09→						
316 LGT (906.633, 906.635)	115	09/08→						
316 NGT (906.633, 906.635)	115	09/08→						
318 CDI (906.631, 906.633, 906.635, 906.637)	135	06/06→12/09						
319 CDI / BlueTEC (906.631, 906.633, 906.635, 906.637)	140	03/09→						
324 (906.633, 906.635, 906.637)	190	06/06→12/13						
311 CDI 4x4 (906.631, 906.633, 906.635, 906.637)	80	02/08→12/09	←		2	<b>24.5137-0455.3</b>	<b>331131</b>	L= 455
			→		2	<b>24.5137-0495.3</b>	<b>331132</b>	L= 495
313 CDI 4x4 (906.631, 906.633, 906.635, 906.637)	95	05/09→						
314 CDI 4x4 (906.631, 906.633, 906.635, 906.637)	105	05/16→						
315 CDI 4x4 (906.631, 906.633, 906.635, 906.637)	110	02/08→12/09						
316 CDI 4x4 (906.631, 906.633, 906.635, 906.637)	120	03/09→						
318 CDI 4x4 (906.631, 906.633, 906.635, 906.637)	135	02/08→12/09						
319 CDI / BlueTEC 4x4 (906.631, 906.633, 906.635, 906.637)	140	03/09→						

**MERCEDES-BENZ - SPRINTER 3,5-t Pritsche/Fahrgestell (906) 06/06→**

 **Bremsschlauch**

309 CDI (906.131, 906.133, 906.135, 906.231, 906.233...)	65	06/06→12/09	←		2	<b>24.5137-0385.3</b>	<b>331089</b>	L= 385
			→		2	<b>24.5137-0490.3</b>	<b>330964</b>	L= 490
310 CDI (906.131, 906.133, 906.135, 906.231, 906.233...)	70	03/09→05/16						
311 CDI (906.131, 906.133, 906.135, 906.231, 906.233...)	80	06/06→12/09						
311 CDI (906.131, 906.133, 906.135, 906.231, 906.233...)	84	05/16→						
313 CDI (906.131, 906.133, 906.135, 906.231, 906.233...)	95	06/06→05/16						
314 CDI (906.131, 906.133, 906.135, 906.231, 906.233...)	105	05/16→						
315 CDI (906.131, 906.133, 906.135, 906.231, 906.233...)	110	06/06→12/09						
↓								

**MERCEDES-BENZ - SPRINTER 3,5-t Pritsche/Fahrgestell (906) 06/06→**

**Bremsschlauch**

316 (906.133, 906.135, 906.233, 906.235)	115	09/08→	←		2	<b>24.5137-0385.3</b>	<b>331089</b>	L= 385
316 CDI (906.131, 906.133, 906.135, 906.231, 906.233...)	120	03/09→	→		2	<b>24.5137-0490.3</b>	<b>330964</b>	L= 490
316 LGT (906.133, 906.135, 906.233, 906.235)	115	09/08→						
316 NGT (906.133, 906.135, 906.233, 906.235)	115	09/08→						
318 CDI (906.131, 906.133, 906.135, 906.231, 906.233...)	135	06/06→12/09						
319 CDI / BlueTEC (906.131, 906.133, 906.135, 906.231...)	140	03/09→						
324 (906.133, 906.135, 906.233, 906.235)	190	06/06→12/13						
311 CDI 4x4 (906.131, 906.133, 906.135, 906.231...)	80	02/08→12/09	←		2	<b>24.5137-0455.3</b>	<b>331131</b>	L= 455
313 CDI 4x4 (906.131, 906.133, 906.135, 906.231...)	95	06/06→05/16	→		2	<b>24.5137-0495.3</b>	<b>331132</b>	L= 495
314 CDI 4x4 (906.131, 906.133, 906.135, 906.231...)	105	05/16→						
315 CDI 4x4 (906.131, 906.133, 906.135, 906.231...)	110	02/08→12/09						
316 CDI 4x4 (906.131, 906.133, 906.135, 906.231...)	120	03/09→						
318 CDI 4x4 (906.131, 906.133, 906.135, 906.231...)	135	02/08→12/09						
319 CDI / BlueTEC 4x4 (906.131, 906.133, 906.135...)	140	05/11→						








**MERCEDES-BENZ - SPRINTER 3-t Bus (903) 01/95→05/06**

**Bremssattel**

308 CDI	60	04/00→05/06	←			<b>11.3601-8513.2</b>	<b>220393</b>	ATE Ø 60 - Halter
308 D	58	02/95→04/00				<b>24.3441-1701.5</b>	<b>240331</b>	PER Ø 44 - Halter
308 D (903.371, 903.372, 903.373)	60	03/97→04/00	←			<b>24.3441-1702.5</b>	<b>240332</b>	PER Ø 44 - Halter
310 D (903.371, 903.372, 903.373)	75	01/97→12/99				<b>24.3601-8514.5</b>	<b>240688</b>	ATE Ø 60 - Halter
310 D 4x4	75	05/97→08/02	→			<b>11.3521-8501.2</b>	<b>220391</b>	ATE Ø 52 - Halter
311 CDI	80	04/00→05/06				<b>24.3521-1707.5</b>	<b>240471</b>	BOS Ø 52 - Halter
311 CDI 4x4	80	08/02→05/06	→			<b>11.3521-8502.2</b>	<b>220392</b>	ATE Ø 52 - Halter
312 D 2.9	90	02/95→04/00				<b>24.3521-1708.5</b>	<b>240472</b>	BOS Ø 52 - Halter
312 D 2.9 4x4	90	05/97→08/02						
313 CDI	95	04/00→05/06						
313 CDI 4x4	95	08/02→05/06						
314 (903.071, 903.072, 903.073, 903.671, 903.672, 903.673)	105	02/95→05/06						
314 4x4	105	08/02→05/06						
314 NGT	92	04/00→05/06						
316 CDI	115	04/00→05/06						
316 CDI 4x4	115	08/02→05/06						

**Halter, Bremssattel**


308 CDI	60	04/00→05/06	←			<b>11.8170-0510.1</b>	<b>260111</b>	ATE
308 D	58	02/95→04/00				<b>11.8170-0407.1</b>	<b>260114</b>	ATE
308 D (903.371, 903.372, 903.373)	60	03/97→04/00	→					
310 D (903.371, 903.372, 903.373)	75	01/97→12/99						
310 D 4x4	75	05/97→08/02						
311 CDI	80	04/00→05/06						
311 CDI 4x4	80	08/02→05/06						
312 D 2.9	90	02/95→04/00						
312 D 2.9 4x4	90	05/97→08/02						
313 CDI	95	04/00→05/06						
313 CDI 4x4	95	08/02→05/06						
314 (903.071, 903.072, 903.073, 903.671, 903.672, 903.673)	105	02/95→05/06						
314 4x4	105	08/02→05/06						

	kW					! #		
<b>MERCEDES-BENZ - SPRINTER 3-t Bus (903) 01/95→05/06</b>								
<b>Halter, Bremssattel</b>								
314 NGT	92	04/00→05/06	←				11.8170-0510.1 260111	ATE
316 CDI	115	04/00→05/06						
316 CDI 4x4	115	08/02→05/06	→				11.8170-0407.1 260114	ATE
<b>Feder, Bremssattel</b>								
308 CDI	60	04/00→05/06	←		2		11.8116-0200.1 390505	ATE
308 D	58	02/95→04/00						
308 D (903.371, 903.372, 903.373)	60	03/97→04/00	→		2		11.8116-0191.1 390522	ATE
310 D (903.371, 903.372, 903.373)	75	01/97→12/99						
310 D 4x4	75	05/97→08/02						
311 CDI	80	04/00→05/06						
311 CDI 4x4	80	08/02→05/06						
312 D 2.9	90	02/95→04/00						
312 D 2.9 4x4	90	05/97→08/02						
313 CDI	95	04/00→05/06						
313 CDI 4x4	95	08/02→05/06						
314 (903.071, 903.072, 903.073, 903.671, 903.672, 903.673)	105	02/95→05/06						
314 4x4	105	08/02→05/06						
314 NGT	92	04/00→05/06						
316 CDI	115	04/00→05/06						
316 CDI 4x4	115	08/02→05/06						
<b>Führungshülzensatz, Bremssattel</b>								
308 CDI	60	04/00→05/06	←				11.0101-5704.2 260095	ATE
308 D	58	02/95→04/00						
308 D (903.371, 903.372, 903.373)	60	03/97→04/00	→				11.0101-5407.2 260011	ATE
310 D (903.371, 903.372, 903.373)	75	01/97→12/99						
310 D 4x4	75	05/97→08/02						
311 CDI	80	04/00→05/06						
311 CDI 4x4	80	08/02→05/06						
312 D 2.9	90	02/95→04/00						
312 D 2.9 4x4	90	05/97→08/02						
313 CDI	95	04/00→05/06						
313 CDI 4x4	95	08/02→05/06						
314 (903.071, 903.072, 903.073, 903.671, 903.672, 903.673)	105	02/95→05/06						
314 4x4	105	08/02→05/06						
314 NGT	92	04/00→05/06						
316 CDI	115	04/00→05/06						
316 CDI 4x4	115	08/02→05/06						
<b>Führungsbolzen, Bremssattel</b>								
308 CDI	60	04/00→05/06	←				11.8171-0008.1 990049	ATE
308 D	58	02/95→04/00						
308 D (903.371, 903.372, 903.373)	60	03/97→04/00	→				11.8171-0008.1 990049	ATE
310 D (903.371, 903.372, 903.373)	75	01/97→12/99						
310 D 4x4	75	05/97→08/02						
311 CDI	80	04/00→05/06						
311 CDI 4x4	80	08/02→05/06						
312 D 2.9	90	02/95→04/00						
312 D 2.9 4x4	90	05/97→08/02						
313 CDI	95	04/00→05/06						
313 CDI 4x4	95	08/02→05/06						
314 (903.071, 903.072, 903.073, 903.671, 903.672, 903.673)	105	02/95→05/06						
314 4x4	105	08/02→05/06						
314 NGT	92	04/00→05/06						
316 CDI	115	04/00→05/06						
316 CDI 4x4	115	08/02→05/06						
<b>Dichtungssatz, Bremssattel</b>								
308 CDI	60	04/00→05/06	←				11.0441-6007.2 250146	ATE
308 D	58	02/95→04/00						
308 D (903.371, 903.372, 903.373)	60	03/97→04/00	→				11.0441-5203.2 250144	ATE
310 D (903.371, 903.372, 903.373)	75	01/97→12/99						
310 D 4x4	75	05/97→08/02						
311 CDI	80	04/00→05/06						
311 CDI 4x4	80	08/02→05/06						
312 D 2.9	90	02/95→04/00						
312 D 2.9 4x4	90	05/97→08/02						
↓								

**MERCEDES-BENZ - SPRINTER 3-t Bus (903) 01/95→05/06**


**Dichtungssatz, Bremssattel**

313 CDI	95	04/00→05/06	←			11.0441-6007.2	250146	ATE
313 CDI 4x4	95	08/02→05/06						
314 (903.071, 903.072, 903.073, 903.671, 903.672, 903.673)	105	02/95→05/06	→			11.0441-5203.2	250144	ATE
314 4x4	105	08/02→05/06						
314 NGT	92	04/00→05/06						
316 CDI	115	04/00→05/06						
316 CDI 4x4	115	08/02→05/06						

 **Bremsschlauch**


308 CDI	60	04/00→05/06	←		2	24.5237-0490.3	330672	L= 490
308 D	58	02/95→04/00				83.7716-0363.3	330829	L= 363
308 D (903.371, 903.372, 903.373)	60	03/97→04/00	→	am Bremssattel	2	24.5237-0235.3	330781	L= 235
310 D (903.371, 903.372, 903.373)	75	01/97→12/99	→		2	83.6105-0510.3	330622	L= 510
310 D 4x4	75	05/97→08/02				83.7716-0363.3	330829	L= 363
311 CDI	80	04/00→05/06						
311 CDI 4x4	80	08/02→05/06						
312 D 2.9	90	02/95→04/00						
312 D 2.9 4x4	90	05/97→08/02						
313 CDI	95	04/00→05/06						
313 CDI 4x4	95	08/02→05/06						
314 (903.071, 903.072, 903.073, 903.671, 903.672, 903.673)	105	02/95→05/06						
314 4x4	105	08/02→05/06						
314 NGT	92	04/00→05/06						
316 CDI	115	04/00→05/06						
316 CDI 4x4	115	08/02→05/06						

**MERCEDES-BENZ - SPRINTER 3-t Bus (906) 06/06→**

 **Bremsschlauch**

210 CDI (906.711, 906.713)	70	03/09→12/13	←		2	24.5137-0385.3	331089	L= 385
211 CDI (906.711, 906.713)	80	06/06→12/09	→		2	24.5137-0490.3	330964	L= 490
211 CDI (906.711, 906.713)	84	04/16→						
213 CDI (906.711, 906.713)	95	06/06→05/16						
214 CDI (906.711, 906.713)	105	04/16→						
215 CDI (906.711, 906.713)	110	06/06→12/09						
216 (906.713)	115	09/08→						
224 (906.713)	190	06/06→12/13						
216 CDI (906.711, 906.713)	120	06/06→	←	03/09→	2	24.5137-0385.3	331089	L= 385
			→	03/09→	2	24.5137-0490.3	330964	L= 490








**MERCEDES-BENZ - SPRINTER 3-t Kasten (903) 01/95→05/06**











 **Bremssattel**

308 CDI	60	04/00→05/06	←	☐		11.3601-8513.2	220393	ATE Ø 60 - Halter
308 D 2.3	58	02/95→04/00				24.3441-1701.5	240331	PER Ø 44 - Halter
308 D 2.3	60	02/95→04/00						
310 D 2.9	75	02/95→04/00	←	☐		24.3441-1702.5	240332	PER Ø 44 - Halter
311 CDI	80	04/00→05/06				24.3601-8514.5	240688	ATE Ø 60 - Halter
311 CDI 4x4	80	08/02→05/06						
312 D 2.9	90	02/95→04/00	→	☐		11.3521-8501.2	220391	ATE Ø 52 - Halter
312 D 2.9 4x4	90	05/97→08/02				24.3521-1707.5	240471	BOS Ø 52 - Halter
313 CDI	95	04/00→05/06	→	☐		11.3521-8502.2	220392	ATE Ø 52 - Halter
313 CDI 4x4	95	08/02→05/06				24.3521-1708.5	240472	BOS Ø 52 - Halter
314	105	02/95→05/06						
314 4x4	105	08/02→05/06						
314 NGT (903.661)	92	04/00→05/06						
316 CDI	115	04/00→05/06						
316 CDI 4x4	115	08/02→05/06						

**Halter, Bremssattel**

308 CDI	60	04/00→05/06	←			11.8170-0510.1	260111	ATE
308 D 2.3	58	02/95→04/00						
308 D 2.3	60	02/95→04/00	→			11.8170-0407.1	260114	ATE
310 D 2.9	75	02/95→04/00						
311 CDI	80	04/00→05/06						
311 CDI 4x4	80	08/02→05/06						
312 D 2.9	90	02/95→04/00						
312 D 2.9 4x4	90	05/97→08/02						
313 CDI	95	04/00→05/06						
↓								

	kW			 	! #		
<b>MERCEDES-BENZ - SPRINTER 3-t Kasten (903) 01/95→05/06</b>							
<b>Halter, Bremsattel</b>							
313 CDI 4x4	95	08/02→05/06	←			11.8170-0510.1 260111	ATE
314	105	02/95→05/06					
314 4x4	105	08/02→05/06	→			11.8170-0407.1 260114	ATE
314 NGT (903.661)	92	04/00→05/06					
316 CDI	115	04/00→05/06					
316 CDI 4x4	115	08/02→05/06					
<b>Feder, Bremsattel</b>							
308 CDI	60	04/00→05/06	←		2	11.8116-0200.1 390505	ATE
308 D 2.3	58	02/95→04/00					
308 D 2.3	60	02/95→04/00	→		2	11.8116-0191.1 390522	ATE
310 D 2.9	75	02/95→04/00					
311 CDI	80	04/00→05/06					
311 CDI 4x4	80	08/02→05/06					
312 D 2.9	90	02/95→04/00					
312 D 2.9 4x4	90	05/97→08/02					
313 CDI	95	04/00→05/06					
313 CDI 4x4	95	08/02→05/06					
314	105	02/95→05/06					
314 4x4	105	08/02→05/06					
314 NGT (903.661)	92	04/00→05/06					
316 CDI	115	04/00→05/06					
316 CDI 4x4	115	08/02→05/06					
<b>Führungshülzensatz, Bremsattel</b>							
308 CDI	60	04/00→05/06	←			11.0101-5704.2 260095	ATE
308 D 2.3	58	02/95→04/00					
308 D 2.3	60	02/95→04/00	→			11.0101-5407.2 260011	ATE
310 D 2.9	75	02/95→04/00					
311 CDI	80	04/00→05/06					
311 CDI 4x4	80	08/02→05/06					
312 D 2.9	90	02/95→04/00					
312 D 2.9 4x4	90	05/97→08/02					
313 CDI	95	04/00→05/06					
313 CDI 4x4	95	08/02→05/06					
314	105	02/95→05/06					
314 4x4	105	08/02→05/06					
314 NGT (903.661)	92	04/00→05/06					
316 CDI	115	04/00→05/06					
316 CDI 4x4	115	08/02→05/06					
<b>Führungsbolzen, Bremsattel</b>							
308 CDI	60	04/00→05/06	←			11.8171-0008.1 990049	ATE
308 D 2.3	58	02/95→04/00					
308 D 2.3	60	02/95→04/00	→			11.8171-0008.1 990049	ATE
310 D 2.9	75	02/95→04/00					
311 CDI	80	04/00→05/06					
311 CDI 4x4	80	08/02→05/06					
312 D 2.9	90	02/95→04/00					
312 D 2.9 4x4	90	05/97→08/02					
313 CDI	95	04/00→05/06					
313 CDI 4x4	95	08/02→05/06					
314	105	02/95→05/06					
314 4x4	105	08/02→05/06					
314 NGT (903.661)	92	04/00→05/06					
316 CDI	115	04/00→05/06					
316 CDI 4x4	115	08/02→05/06					
<b>Dichtungssatz, Bremsattel</b>							
308 CDI	60	04/00→05/06	←			11.0441-6007.2 250146	ATE
308 D 2.3	58	02/95→04/00					
308 D 2.3	60	02/95→04/00	→			11.0441-5203.2 250144	ATE
310 D 2.9	75	02/95→04/00					
311 CDI	80	04/00→05/06					
311 CDI 4x4	80	08/02→05/06					
312 D 2.9	90	02/95→04/00					
312 D 2.9 4x4	90	05/97→08/02					
313 CDI	95	04/00→05/06					
313 CDI 4x4	95	08/02→05/06					
314	105	02/95→05/06					
314 4x4	105	08/02→05/06					
314 NGT (903.661)	92	04/00→05/06					
316 CDI	115	04/00→05/06					
316 CDI 4x4	115	08/02→05/06					
<b>Bremsschlauch</b>							
308 CDI	60	04/00→05/06	←		2	24.5237-0490.3 330672	L= 490
308 D 2.3	58	02/95→04/00				83.7716-0363.3 330829	L= 363
308 D 2.3	60	02/95→04/00					
310 D 2.9	75	02/95→04/00	→	am Bremsattel	2	24.5237-0235.3 330781	L= 235
311 CDI	80	04/00→05/06					
311 CDI 4x4	80	08/02→05/06	→		2	83.6105-0510.3 330622	L= 510
↓							

	kW			 	! #		
<b>MERCEDES-BENZ - SPRINTER 3-t Kasten (903) 01/95→05/06</b>							
 <b>Bremsschlauch</b>							
312 D 2.9	90	02/95→04/00	➔			83.7716-0363.3	330829 L= 363
312 D 2.9 4x4	90	05/97→08/02					
313 CDI	95	04/00→05/06					
313 CDI 4x4	95	08/02→05/06					
314	105	02/95→05/06					
314 4x4	105	08/02→05/06					
314 NGT (903.661)	92	04/00→05/06					
316 CDI	115	04/00→05/06					
316 CDI 4x4	115	08/02→05/06					
<b>MERCEDES-BENZ - SPRINTER 3-t Kasten (906) 06/06→</b>							
 <b>Bremsschlauch</b>							
209 CDI (906.611, 906.613)	65	06/06→12/09	➔		2	24.5137-0385.3	331089 L= 385
210 CDI (906.611, 906.613)	70	03/09→	➔		2	24.5137-0490.3	330964 L= 490
211 CDI (906.611, 906.613)	80	06/06→12/09					
211 CDI (906.611, 906.613)	84	04/16→					
213 CDI (906.611, 906.613)	95	06/06→					
213 CDI (906.611, 906.613)	95	06/06→12/09					
214 CDI (906.611, 906.613)	105	04/16→					
215 CDI (906.611, 906.613)	110	06/06→12/09					
216 (906.613)	115	09/08→					
216 CDI (906.611, 906.613)	120	03/09→					
218 CDI (906.611, 906.613)	135	06/06→12/09					
219 CDI / BlueTEC (906.611, 906.613)	140	03/09→					
224 (906.613)	190	06/06→					
<b>MERCEDES-BENZ - SPRINTER 3-t Pritsche/Fahrgestell (903) 01/95→05/06</b>							
 <b>Bremssattel</b>							
308 CDI	60	04/00→05/06	➔	☐		11.3601-8513.2	220393 ATE Ø 60 - Halter
308 D 2.3	58	02/95→04/00				24.3441-1701.5	240331 PER Ø 44 - Halter
308 D 2.3	60	11/96→04/00	➔				
310 D 2.9	75	01/97→04/00	➔	☐		24.3441-1702.5	240332 PER Ø 44 - Halter
311 CDI	80	04/00→05/06				24.3601-8514.5	240688 ATE Ø 60 - Halter
311 CDI 4x4	80	08/02→05/06					
312 D 2.9	90	02/95→04/00	➔	☐		11.3521-8501.2	220391 ATE Ø 52 - Halter
312 D 2.9 (903.411, 903.412, 903.413, 903.421, 903.422...)	85	12/98→09/01	➔	☐		24.3521-1707.5	240471 BOS Ø 52 - Halter
313 CDI	95	04/00→05/06				11.3521-8502.2	220392 ATE Ø 52 - Halter
313 CDI 4x4	95	08/02→05/06				24.3521-1708.5	240472 BOS Ø 52 - Halter
314 (903.011, 903.012, 903.013, 903.022, 903.611...)	105	02/95→05/06					
314 4x4	105	08/02→05/06					
314 NGT (903.611, 903.612)	92	04/00→05/06					
316 CDI	115	04/00→05/06					
316 CDI 4x4	115	08/02→05/06					
<b>Halter, Bremssattel</b>							
308 CDI	60	04/00→05/06	➔			11.8170-0510.1	260111 ATE
308 D 2.3	58	02/95→04/00				11.8170-0407.1	260114 ATE
308 D 2.3	60	11/96→04/00	➔				
310 D 2.9	75	01/97→04/00					
311 CDI	80	04/00→05/06					
311 CDI 4x4	80	08/02→05/06					
312 D 2.9	90	02/95→04/00					
312 D 2.9 (903.411, 903.412, 903.413, 903.421, 903.422...)	85	12/98→09/01					
313 CDI	95	04/00→05/06					
313 CDI 4x4	95	08/02→05/06					
314 (903.011, 903.012, 903.013, 903.022, 903.611...)	105	02/95→05/06					
314 4x4	105	08/02→05/06					
314 NGT (903.611, 903.612)	92	04/00→05/06					
316 CDI	115	04/00→05/06					
316 CDI 4x4	115	08/02→05/06					
↓							



kW



! #

**MERCEDES-BENZ - SPRINTER 3-t Pritsche/Fahrgestell (903) 01/95→05/06****Feder, Bremssattel**

308 CDI	60	04/00→05/06	←		2	11.8116-0200.1	390505	ATE
308 D 2.3	58	02/95→04/00						
308 D 2.3	60	11/96→04/00	→		2	11.8116-0191.1	390522	ATE
310 D 2.9	75	01/97→04/00						
311 CDI	80	04/00→05/06						
311 CDI 4x4	80	08/02→05/06						
312 D 2.9	90	02/95→04/00						
312 D 2.9 (903.411, 903.412, 903.413, 903.421, 903.422...)	85	12/98→09/01						
313 CDI	95	04/00→05/06						
313 CDI 4x4	95	08/02→05/06						
314 (903.011, 903.012, 903.013, 903.022, 903.611...)	105	02/95→05/06						
314 4x4	105	08/02→05/06						
314 NGT (903.611, 903.612)	92	04/00→05/06						
316 CDI	115	04/00→05/06						
316 CDI 4x4	115	08/02→05/06						

**Führungshülzensatz, Bremssattel**

308 CDI	60	04/00→05/06	←			11.0101-5704.2	260095	ATE
308 D 2.3	58	02/95→04/00						
308 D 2.3	60	11/96→04/00	→			11.0101-5407.2	260011	ATE
310 D 2.9	75	01/97→04/00						
311 CDI	80	04/00→05/06						
311 CDI 4x4	80	08/02→05/06						
312 D 2.9	90	02/95→04/00						
312 D 2.9 (903.411, 903.412, 903.413, 903.421, 903.422...)	85	12/98→09/01						
313 CDI	95	04/00→05/06						
313 CDI 4x4	95	08/02→05/06						
314 (903.011, 903.012, 903.013, 903.022, 903.611...)	105	02/95→05/06						
314 4x4	105	08/02→05/06						
314 NGT (903.611, 903.612)	92	04/00→05/06						
316 CDI	115	04/00→05/06						
316 CDI 4x4	115	08/02→05/06						

**Führungsbolzen, Bremssattel**

308 CDI	60	04/00→05/06	←			11.8171-0008.1	990049	ATE
308 D 2.3	58	02/95→04/00						
308 D 2.3	60	11/96→04/00	→			11.8171-0008.1	990049	ATE
310 D 2.9	75	01/97→04/00						
311 CDI	80	04/00→05/06						
311 CDI 4x4	80	08/02→05/06						
312 D 2.9	90	02/95→04/00						
312 D 2.9 (903.411, 903.412, 903.413, 903.421, 903.422...)	85	12/98→09/01						
313 CDI	95	04/00→05/06						
313 CDI 4x4	95	08/02→05/06						
314 (903.011, 903.012, 903.013, 903.022, 903.611...)	105	02/95→05/06						
314 4x4	105	08/02→05/06						
314 NGT (903.611, 903.612)	92	04/00→05/06						
316 CDI	115	04/00→05/06						
316 CDI 4x4	115	08/02→05/06						

**Dichtungssatz, Bremssattel**

308 CDI	60	04/00→05/06	←			11.0441-6007.2	250146	ATE
308 D 2.3	58	02/95→04/00						
308 D 2.3	60	11/96→04/00	→			11.0441-5203.2	250144	ATE
310 D 2.9	75	01/97→04/00						
311 CDI	80	04/00→05/06						
311 CDI 4x4	80	08/02→05/06						
312 D 2.9	90	02/95→04/00						
312 D 2.9 (903.411, 903.412, 903.413, 903.421, 903.422...)	85	12/98→09/01						
313 CDI	95	04/00→05/06						
313 CDI 4x4	95	08/02→05/06						
314 (903.011, 903.012, 903.013, 903.022, 903.611...)	105	02/95→05/06						
314 4x4	105	08/02→05/06						
↓								





**MERCEDES-BENZ - SPRINTER 3-t Pritsche/Fahrgestell (903) 01/95→05/06**

**Dichtungssatz, Bremsattel**

314 NGT (903.611, 903.612)	92	04/00→05/06	←						
316 CDI	115	04/00→05/06	→						
316 CDI 4x4	115	08/02→05/06							

**Bremsschlauch**

308 CDI	60	04/00→05/06	←						
308 D 2.3	58	02/95→04/00							
308 D 2.3	60	11/96→04/00							
310 D 2.9	75	01/97→04/00	→	am Bremsattel	2	24.5237-0235.3	330781	L= 235	
311 CDI	80	04/00→05/06	→		2	83.6105-0510.3	330622	L= 510	
311 CDI 4x4	80	08/02→05/06							
312 D 2.9	90	02/95→04/00							
312 D 2.9 (903.411, 903.412, 903.413, 903.421, 903.422...)	85	12/98→09/01							
313 CDI	95	04/00→05/06							
313 CDI 4x4	95	08/02→05/06							
314 (903.011, 903.012, 903.013, 903.022, 903.611...)	105	02/95→05/06							
314 4x4	105	08/02→05/06							
314 NGT (903.611, 903.612)	92	04/00→05/06							
316 CDI	115	04/00→05/06							
316 CDI 4x4	115	08/02→05/06							

**MERCEDES-BENZ - SPRINTER 3-t Pritsche/Fahrgestell (906) 06/06→**











**Bremsschlauch**








209 CDI (906.111, 906.113, 906.211, 906.213)	65	06/06→12/09	←						
210 CDI (906.111, 906.113, 906.211, 906.213)	70	03/09→05/16	→		2	24.5137-0490.3	330964	L= 490	
211 CDI (906.111, 906.113, 906.211, 906.213)	80	06/06→12/09							
211 CDI (906.111, 906.113, 906.211, 906.213)	84	04/16→							
213 CDI (906.111, 906.113, 906.211, 906.213)	95	06/06→12/09							
213 CDI (906.111, 906.113, 906.211, 906.213)	95	03/09→05/16							
214 CDI (906.111, 906.113, 906.211, 906.213)	105	04/16→							
215 CDI (906.111, 906.113, 906.211, 906.213)	110	06/06→12/09							
216 (906.113, 906.213)	115	09/08→05/16							
216 CDI (906.111, 906.113, 906.211, 906.213)	120	03/09→							
218 CDI (906.111, 906.113, 906.211, 906.213)	135	06/06→12/09							
219 CDI / BlueTEC (906.111, 906.113, 906.211, 906.213)	140	03/09→05/16							
224 (906.113, 906.213)	190	06/06→12/13							








**MERCEDES-BENZ - SPRINTER 4,6-t Kasten (906) 06/06→**

**Bremsschlauch**








411 CDI (906.653, 906.655, 906.657)	80	06/09→12/09	←						
413 CDI (906.653, 906.655, 906.657)	95	06/06→05/16	→	nicht für Reifenabmessung: 285/65	2	24.5131-0415.3	331238	L= 415	
414 CDI	105	05/16→	→	für Reifenabmessung: 285/65	2	24.5137-0470.3	331090	L= 470	
415 CDI (906.653, 906.655, 906.657)	110	06/09→12/09							
416 CDI (906.653, 906.655, 906.657)	120	03/09→							
418 CDI (906.653, 906.655, 906.657)	135	06/09→05/16							
419 CDI (906.653, 906.655, 906.657)	140	03/09→							
424 (906.655, 906.657, 906.653)	190	06/06→12/13							








	kW			 	! #			
<b>MERCEDES-BENZ - SPRINTER 4,6-t Pritsche/Fahrgestell (906) 06/06→</b>								
 <b>Bremsschlauch</b>								
411 CDI (906.153, 906.155, 906.253, 906.255)	80	06/09→12/09	←		2	<b>24.5137-0385.3</b>	<b>331089</b>	L= 385
			→	nicht für Reifenabmessung: 285/65	2	<b>24.5131-0415.3</b>	<b>331238</b>	L= 415
413 CDI (906.153, 906.155, 906.253, 906.255)	95	06/06→05/16	→	für Reifenabmessung: 285/65	2	<b>24.5137-0470.3</b>	<b>331090</b>	L= 470
414 CDI	105	05/16→						
415 CDI (906.153, 906.155, 906.253, 906.255)	110	06/06→12/09						
416 CDI (906.153, 906.155, 906.253, 906.255)	120	03/09→						
418 CDI (906.153, 906.155, 906.253, 906.255)	135	06/06→12/09						
419 CDI (906.153, 906.155, 906.253, 906.255)	140	03/09→						
424 (906.153, 906.155, 906.253, 906.255)	190	06/06→12/13						
<b>MERCEDES-BENZ - SPRINTER 4-t Bus (904) 02/96→05/06</b>								
 <b>Bremssattel</b>								
408 CDI	60	04/00→05/06	←	<input type="checkbox"/>		<b>11.3601-8513.2</b>	<b>220393</b>	ATE Ø 60 - Halter
411 CDI	80	04/00→05/06				<b>24.3441-1701.5</b>	<b>240331</b>	PER Ø 44 - Halter
413 CDI	95	04/00→05/06				<b>24.3441-1702.5</b>	<b>240332</b>	PER Ø 44 - Halter
414	105	02/96→05/06	←	<input type="checkbox"/>		<b>24.3601-8514.5</b>	<b>240688</b>	ATE Ø 60 - Halter
416 CDI	115	04/00→05/06	→	<input type="checkbox"/>		<b>24.3441-1701.5</b>	<b>240331</b>	PER Ø 44 - Halter
			→	<input type="checkbox"/>		<b>24.3441-1702.5</b>	<b>240332</b>	PER Ø 44 - Halter
<b>Halter, Bremssattel</b>								
408 CDI	60	04/00→05/06	←			<b>11.8170-0510.1</b>	<b>260111</b>	ATE
411 CDI	80	04/00→05/06						
413 CDI	95	04/00→05/06						
414	105	02/96→05/06						
416 CDI	115	04/00→05/06						
<b>Feder, Bremssattel</b>								
408 CDI	60	04/00→05/06	←		2	<b>11.8116-0200.1</b>	<b>390505</b>	ATE
411 CDI	80	04/00→05/06						
413 CDI	95	04/00→05/06						
414	105	02/96→05/06						
416 CDI	115	04/00→05/06						
<b>Führungshülzensatz, Bremssattel</b>								
408 CDI	60	04/00→05/06	←			<b>11.0101-5704.2</b>	<b>260095</b>	ATE
411 CDI	80	04/00→05/06						
413 CDI	95	04/00→05/06						
414	105	02/96→05/06						
416 CDI	115	04/00→05/06						
<b>Führungsbolzen, Bremssattel</b>								
408 CDI	60	04/00→05/06	←			<b>11.8171-0008.1</b>	<b>990049</b>	ATE
411 CDI	80	04/00→05/06						
413 CDI	95	04/00→05/06						
414	105	02/96→05/06						
416 CDI	115	04/00→05/06						
<b>Dichtungssatz, Bremssattel</b>								
408 CDI	60	04/00→05/06	←			<b>11.0441-6007.2</b>	<b>250146</b>	ATE
411 CDI	80	04/00→05/06						
413 CDI	95	04/00→05/06						
414	105	02/96→05/06						
416 CDI	115	04/00→05/06						
 <b>Bremsschlauch</b>								
408 CDI	60	04/00→05/06	←		2	<b>24.5237-0490.3</b>	<b>330672</b>	L= 490
411 CDI	80	04/00→05/06				<b>83.7716-0363.3</b>	<b>330829</b>	L= 363
413 CDI	95	04/00→05/06						
414	105	02/96→05/06	→	am Bremssattel	2	<b>24.5237-0235.3</b>	<b>330781</b>	L= 235
416 CDI	115	04/00→05/06	→		2	<b>83.6105-0510.3</b>	<b>330622</b>	L= 510
						<b>83.7716-0363.3</b>	<b>330829</b>	L= 363

	kW					! #		
<b>MERCEDES-BENZ - SPRINTER 4-t Kasten (904) 02/96→05/06</b>								
<b>Bremssattel</b>								
408 CDI	60	04/00→05/06	←	☐			11.3601-8513.2 220393	ATE Ø 60 - Halter
408 D	58	02/96→05/06					24.3441-1701.5 240331	PER Ø 44 - Halter
410 D 4x4	75	05/97→05/06						
411 CDI	80	04/00→05/06	←	☐			24.3441-1702.5 240332	PER Ø 44 - Halter
411 CDI 4x4	80	04/00→05/06					24.3601-8514.5 240688	ATE Ø 60 - Halter
412 D	85	02/96→05/06		☐			24.3441-1701.5 240331	PER Ø 44 - Halter
412 D	90	02/96→05/06	→					
412 D 4x4	85	05/97→05/06	→	☐			24.3441-1702.5 240332	PER Ø 44 - Halter
412 D 4x4	90	05/97→05/06						
413 CDI	95	04/00→05/06						
413 CDI 4x4	95	04/00→05/06						
414 (904.062, 904.063, 904.662, 904.663)	105	02/96→05/06						
414 4x4 (904.062, 904.063, 904.662, 904.663)	105	05/97→05/06						
416 CDI	115	04/00→05/06						
416 CDI 4x4	115	04/00→05/06						
410 D	75	02/96→05/06	←	☐; 09/96→			11.3601-8513.2 220393	ATE Ø 60 - Halter
							24.3441-1701.5 240331	PER Ø 44 - Halter
			←	☐; 09/96→			24.3441-1702.5 240332	PER Ø 44 - Halter
							24.3601-8514.5 240688	ATE Ø 60 - Halter
			→	☐; 09/96→			24.3441-1701.5 240331	PER Ø 44 - Halter
			→	☐; 09/96→			24.3441-1702.5 240332	PER Ø 44 - Halter
<b>Halter, Bremssattel</b>								
408 CDI	60	04/00→05/06	←				11.8170-0510.1 260111	ATE
408 D	58	02/96→05/06						
410 D 4x4	75	05/97→05/06						
411 CDI	80	04/00→05/06						
411 CDI 4x4	80	04/00→05/06						
412 D	85	02/96→05/06						
412 D	90	02/96→05/06						
412 D 4x4	85	05/97→05/06						
412 D 4x4	90	05/97→05/06						
413 CDI	95	04/00→05/06						
413 CDI 4x4	95	04/00→05/06						
414 (904.062, 904.063, 904.662, 904.663)	105	02/96→05/06						
414 4x4 (904.062, 904.063, 904.662, 904.663)	105	05/97→05/06						
416 CDI	115	04/00→05/06						
416 CDI 4x4	115	04/00→05/06						
410 D	75	02/96→05/06	←	09/96→			11.8170-0510.1 260111	ATE
<b>Feder, Bremssattel</b>								
408 CDI	60	04/00→05/06	←		2		11.8116-0200.1 390505	ATE
408 D	58	02/96→05/06						
410 D 4x4	75	05/97→05/06						
411 CDI	80	04/00→05/06						
411 CDI 4x4	80	04/00→05/06						
412 D	85	02/96→05/06						
412 D	90	02/96→05/06						
412 D 4x4	85	05/97→05/06						
412 D 4x4	90	05/97→05/06						
413 CDI	95	04/00→05/06						
413 CDI 4x4	95	04/00→05/06						
414 (904.062, 904.063, 904.662, 904.663)	105	02/96→05/06						
414 4x4 (904.062, 904.063, 904.662, 904.663)	105	05/97→05/06						
416 CDI	115	04/00→05/06						
416 CDI 4x4	115	04/00→05/06						
410 D	75	02/96→05/06	←	09/96→	2		11.8116-0200.1 390505	ATE
<b>Führungshülzensatz, Bremssattel</b>								
408 CDI	60	04/00→05/06	←				11.0101-5704.2 260095	ATE
408 D	58	02/96→05/06						
410 D 4x4	75	05/97→05/06						
411 CDI	80	04/00→05/06						
411 CDI 4x4	80	04/00→05/06						
412 D	85	02/96→05/06						
412 D	90	02/96→05/06						
412 D 4x4	85	05/97→05/06						
412 D 4x4	90	05/97→05/06						
413 CDI	95	04/00→05/06						
413 CDI 4x4	95	04/00→05/06						
↓								













	kW			 	! #		
<b>MERCEDES-BENZ - SPRINTER 4-t Kasten (904) 02/96→05/06</b>							
<b>Führungshülzensatz, Bremsattel</b>							
414 (904.062, 904.063, 904.662, 904.663)	105	02/96→05/06	←			11.0101-5704.2 260095	ATE
414 4x4 (904.062, 904.063, 904.662, 904.663)	105	05/97→05/06					
416 CDI	115	04/00→05/06					
416 CDI 4x4	115	04/00→05/06					
410 D	75	02/96→05/06	←	09/96→		11.0101-5704.2 260095	ATE
<b>Führungsbolzen, Bremsattel</b>							
408 CDI	60	04/00→05/06	←			11.8171-0008.1 990049	ATE
408 D	58	02/96→05/06					
410 D 4x4	75	05/97→05/06					
411 CDI	80	04/00→05/06					
411 CDI 4x4	80	04/00→05/06					
412 D	85	02/96→05/06					
412 D	90	02/96→05/06					
412 D 4x4	85	05/97→05/06					
412 D 4x4	90	05/97→05/06					
413 CDI	95	04/00→05/06					
413 CDI 4x4	95	04/00→05/06					
414 (904.062, 904.063, 904.662, 904.663)	105	02/96→05/06					
414 4x4 (904.062, 904.063, 904.662, 904.663)	105	05/97→05/06					
416 CDI	115	04/00→05/06					
416 CDI 4x4	115	04/00→05/06					
410 D	75	02/96→05/06	←	09/96→		11.8171-0008.1 990049	ATE
<b>Dichtungssatz, Bremsattel</b>							
408 CDI	60	04/00→05/06	←			11.0441-6007.2 250146	ATE
408 D	58	02/96→05/06					
410 D 4x4	75	05/97→05/06					
411 CDI	80	04/00→05/06					
411 CDI 4x4	80	04/00→05/06					
412 D	85	02/96→05/06					
412 D	90	02/96→05/06					
412 D 4x4	85	05/97→05/06					
412 D 4x4	90	05/97→05/06					
413 CDI	95	04/00→05/06					
413 CDI 4x4	95	04/00→05/06					
414 (904.062, 904.063, 904.662, 904.663)	105	02/96→05/06					
414 4x4 (904.062, 904.063, 904.662, 904.663)	105	05/97→05/06					
416 CDI	115	04/00→05/06					
416 CDI 4x4	115	04/00→05/06					
410 D	75	02/96→05/06	←	09/96→		11.0441-6007.2 250146	ATE
<b>Bremsschlauch</b>							
408 CDI	60	04/00→05/06	←		2	24.5237-0490.3 330672	L= 490
408 D	58	02/96→05/06				83.7716-0363.3 330829	L= 363
410 D 4x4	75	05/97→05/06					
411 CDI	80	04/00→05/06	→	am Bremsattel	2	24.5237-0235.3 330781	L= 235
411 CDI 4x4	80	04/00→05/06	→		2	83.6105-0510.3 330622	L= 510
412 D	85	02/96→05/06				83.7716-0363.3 330829	L= 363
412 D	90	02/96→05/06					
412 D 4x4	85	05/97→05/06					
412 D 4x4	90	05/97→05/06					
413 CDI	95	04/00→05/06					
413 CDI 4x4	95	04/00→05/06					
414 (904.062, 904.063, 904.662, 904.663)	105	02/96→05/06					
414 4x4 (904.062, 904.063, 904.662, 904.663)	105	05/97→05/06					
416 CDI	115	04/00→05/06					
416 CDI 4x4	115	04/00→05/06					
410 D	75	02/96→05/06	←	09/96→	2	24.5237-0490.3 330672	L= 490
						83.7716-0363.3 330829	L= 363
			→	am Bremsattel; 09/96→	2	24.5237-0235.3 330781	L= 235
			→	09/96→	2	83.6105-0510.3 330622	L= 510
						83.7716-0363.3 330829	L= 363
















	kW			 	! #		
<b>MERCEDES-BENZ - SPRINTER 4-t Pritsche/Fahrgestell (904) 02/96→05/06</b>							
<b>Bremssattel</b>							
408 CDI	60	04/00→05/06	←	☐		11.3601-8513.2 220393	ATE Ø 60 - Halter
408 D	58	02/96→05/06				24.3441-1701.5 240331	PER Ø 44 - Halter
410 D 4x4	75	05/97→05/06					
411 CDI	80	04/00→05/06	←	☐		24.3441-1702.5 240332	PER Ø 44 - Halter
411 CDI 4x4	80	04/00→05/06				24.3601-8514.5 240688	ATE Ø 60 - Halter
412 D	85	02/96→05/06		☐			
412 D	90	02/96→05/06	→			24.3441-1701.5 240331	PER Ø 44 - Halter
412 D 4x4	85	05/97→05/06	→	☐			
412 D 4x4	90	05/97→05/06				24.3441-1702.5 240332	PER Ø 44 - Halter
413 CDI	95	04/00→05/06					
413 CDI 4x4	95	04/00→05/06					
414 (904.012, 904.013, 904.612, 904.613)	105	02/96→05/06					
414 4x4 (904.012, 904.013, 904.612, 904.613)	105	05/97→05/06					
416 CDI	115	04/00→05/06					
416 CDI 4x4	115	04/00→05/06					
410 D	75	02/96→05/06	←	☐; 09/96→		11.3601-8513.2 220393	ATE Ø 60 - Halter
						24.3441-1701.5 240331	PER Ø 44 - Halter
			←	☐; 09/96→		24.3441-1702.5 240332	PER Ø 44 - Halter
						24.3601-8514.5 240688	ATE Ø 60 - Halter
			→	☐; 09/96→		24.3441-1701.5 240331	PER Ø 44 - Halter
			→	☐; 09/96→		24.3441-1702.5 240332	PER Ø 44 - Halter
<b>Halter, Bremssattel</b>							
408 CDI	60	04/00→05/06	←			11.8170-0510.1 260111	ATE
408 D	58	02/96→05/06					
410 D 4x4	75	05/97→05/06					
411 CDI	80	04/00→05/06					
411 CDI 4x4	80	04/00→05/06					
412 D	85	02/96→05/06					
412 D	90	02/96→05/06					
412 D 4x4	85	05/97→05/06					
412 D 4x4	90	05/97→05/06					
413 CDI	95	04/00→05/06					
413 CDI 4x4	95	04/00→05/06					
414 (904.012, 904.013, 904.612, 904.613)	105	02/96→05/06					
414 4x4 (904.012, 904.013, 904.612, 904.613)	105	05/97→05/06					
416 CDI	115	04/00→05/06					
416 CDI 4x4	115	04/00→05/06					
410 D	75	02/96→05/06	←	09/96→		11.8170-0510.1 260111	ATE
<b>Feder, Bremssattel</b>							
408 CDI	60	04/00→05/06	←		2	11.8116-0200.1 390505	ATE
408 D	58	02/96→05/06					
410 D 4x4	75	05/97→05/06					
411 CDI	80	04/00→05/06					
411 CDI 4x4	80	04/00→05/06					
412 D	85	02/96→05/06					
412 D	90	02/96→05/06					
412 D 4x4	85	05/97→05/06					
412 D 4x4	90	05/97→05/06					
413 CDI	95	04/00→05/06					
413 CDI 4x4	95	04/00→05/06					
414 (904.012, 904.013, 904.612, 904.613)	105	02/96→05/06					
414 4x4 (904.012, 904.013, 904.612, 904.613)	105	05/97→05/06					
416 CDI	115	04/00→05/06					
416 CDI 4x4	115	04/00→05/06					
410 D	75	02/96→05/06	←	09/96→	2	11.8116-0200.1 390505	ATE
<b>Führungshülzensatz, Bremssattel</b>							
408 CDI	60	04/00→05/06	←			11.0101-5704.2 260095	ATE
408 D	58	02/96→05/06					
410 D 4x4	75	05/97→05/06					
411 CDI	80	04/00→05/06					
411 CDI 4x4	80	04/00→05/06					
412 D	85	02/96→05/06					
412 D	90	02/96→05/06					
412 D 4x4	85	05/97→05/06					
412 D 4x4	90	05/97→05/06					
413 CDI	95	04/00→05/06					
413 CDI 4x4	95	04/00→05/06					
↓							











	kW			 	! #		
<b>MERCEDES-BENZ - SPRINTER 4-t Pritsche/Fahrgestell (904) 02/96→05/06</b>							
<b>Führungshülzensatz, Bremssattel</b>							
414 (904.012, 904.013, 904.612, 904.613)	105	02/96→05/06	←			11.0101-5704.2 260095	ATE
414 4x4 (904.012, 904.013, 904.612, 904.613)	105	05/97→05/06					
416 CDI	115	04/00→05/06					
416 CDI 4x4	115	04/00→05/06					
410 D	75	02/96→05/06	←	09/96→		11.0101-5704.2 260095	ATE
<b>Führungsbolzen, Bremssattel</b>							
408 CDI	60	04/00→05/06	←			11.8171-0008.1 990049	ATE
408 D	58	02/96→05/06					
410 D 4x4	75	05/97→05/06					
411 CDI	80	04/00→05/06					
411 CDI 4x4	80	04/00→05/06					
412 D	85	02/96→05/06					
412 D	90	02/96→05/06					
412 D 4x4	85	05/97→05/06					
412 D 4x4	90	05/97→05/06					
413 CDI	95	04/00→05/06					
413 CDI 4x4	95	04/00→05/06					
414 (904.012, 904.013, 904.612, 904.613)	105	02/96→05/06					
414 4x4 (904.012, 904.013, 904.612, 904.613)	105	05/97→05/06					
416 CDI	115	04/00→05/06					
416 CDI 4x4	115	04/00→05/06					
410 D	75	02/96→05/06	←	09/96→		11.8171-0008.1 990049	ATE
<b>Dichtungssatz, Bremssattel</b>							
408 CDI	60	04/00→05/06	←			11.0441-6007.2 250146	ATE
408 D	58	02/96→05/06					
410 D 4x4	75	05/97→05/06					
411 CDI	80	04/00→05/06					
411 CDI 4x4	80	04/00→05/06					
412 D	85	02/96→05/06					
412 D	90	02/96→05/06					
412 D 4x4	85	05/97→05/06					
412 D 4x4	90	05/97→05/06					
413 CDI	95	04/00→05/06					
413 CDI 4x4	95	04/00→05/06					
414 (904.012, 904.013, 904.612, 904.613)	105	02/96→05/06					
414 4x4 (904.012, 904.013, 904.612, 904.613)	105	05/97→05/06					
416 CDI	115	04/00→05/06					
416 CDI 4x4	115	04/00→05/06					
410 D	75	02/96→05/06	←	09/96→		11.0441-6007.2 250146	ATE
<b>Bremsschlauch</b>							
408 CDI	60	04/00→05/06	←		2	24.5237-0490.3 330672	L= 490
408 D	58	02/96→05/06				83.7716-0363.3 330829	L= 363
410 D 4x4	75	05/97→05/06					
411 CDI	80	04/00→05/06	→	am Bremssattel	2	24.5237-0235.3 330781	L= 235
411 CDI 4x4	80	04/00→05/06	→		2	83.6105-0510.3 330622	L= 510
412 D	85	02/96→05/06				83.7716-0363.3 330829	L= 363
412 D	90	02/96→05/06					
412 D 4x4	85	05/97→05/06					
412 D 4x4	90	05/97→05/06					
413 CDI	95	04/00→05/06					
413 CDI 4x4	95	04/00→05/06					
414 (904.012, 904.013, 904.612, 904.613)	105	02/96→05/06					
414 4x4 (904.012, 904.013, 904.612, 904.613)	105	05/97→05/06					
416 CDI	115	04/00→05/06					
416 CDI 4x4	115	04/00→05/06					
410 D	75	02/96→05/06	←	09/96→	2	24.5237-0490.3 330672	L= 490
						83.7716-0363.3 330829	L= 363
			→	am Bremssattel; 09/96→	2	24.5237-0235.3 330781	L= 235
			→	09/96→	2	83.6105-0510.3 330622	L= 510
						83.7716-0363.3 330829	L= 363













































	kw			 	! #			
<b>MERCEDES-BENZ - SPRINTER 5-t Bus 06/06→</b>								
 <b>Bremsschlauch</b>								
513 CDI (906.653, 906.655, 906.657)	95	06/06→	←	03/09→	2	24.5137-0385.3	331089	L= 385
			→	03/09→; nicht für Reifenabmessung: 285/65	2	24.5131-0415.3	331238	L= 415
			→	03/09→; für Reifenabmessung: 285/65	2	24.5137-0470.3	331090	L= 470
516 CDI 519 CDI / BlueTEC	120 140	03/09→ 03/09→	←		2	24.5137-0385.3	331089	L= 385
			→	nicht für Reifenabmessung: 285/65	2	24.5131-0415.3	331238	L= 415
			→	für Reifenabmessung: 285/65	2	24.5137-0470.3	331090	L= 470
<b>MERCEDES-BENZ - SPRINTER 5-t Kasten (906) 06/06→</b>								
 <b>Bremsschlauch</b>								
509 CDI (906.653, 906.655, 906.657) 510 CDI (906.653, 906.655, 906.657) 511 CDI (906.653, 906.655, 906.657)	65 70 80	06/06→12/09 03/09→05/16 06/06→12/09	←		2	24.5137-0385.3	331089	L= 385
			→	nicht für Reifenabmessung: 285/65	2	24.5131-0415.3	331238	L= 415
			→	für Reifenabmessung: 285/65	2	24.5137-0470.3	331090	L= 470
511 CDI (906.653, 906.655, 906.657)	84	05/16→						
514 CDI (906.653, 906.655, 906.657)	105	05/16→						
515 CDI (906.653, 906.655, 906.657)	110	06/06→12/09						
516 CDI (906.653, 906.655, 906.657)	120	03/09→						
518 CDI (906.653, 906.655, 906.657)	135	06/06→12/09						
519 CDI / BlueTEC (906.653, 906.655, 906.657)	140	03/09→						
524 (906.653, 906.655, 906.657)	190	06/06→12/13						
511 CDI 4x4 (906.653, 906.655, 906.657) 513 CDI 4x4 (906.653, 906.655, 906.657) 514 CDI 4x4 (906.653, 906.655, 906.657)	80 95 105	06/06→12/09 06/06→ 05/16→	←		2	24.5137-0455.3	331131	L= 455
			→	nicht für Reifenabmessung: 285/65	2	24.5131-0415.3	331238	L= 415
			→	für Reifenabmessung: 285/65	2	24.5137-0470.3	331090	L= 470
515 CDI 4x4 (906.653, 906.655, 906.657)	110	06/06→12/09						
516 CDI 4x4 (906.653, 906.655, 906.657)	120	06/06→						
518 CDI 4x4 (906.653, 906.655, 906.657)	135	06/06→12/09						
519 CDI / BlueTEC 4x4 (906.653, 906.655, 906.657)	140	03/09→						
513 CDI (906.653, 906.655, 906.657)	95	06/06→	←	03/09→	2	24.5137-0385.3	331089	L= 385
			→	03/09→; nicht für Reifenabmessung: 285/65	2	24.5131-0415.3	331238	L= 415
			→	03/09→; für Reifenabmessung: 285/65	2	24.5137-0470.3	331090	L= 470
<b>MERCEDES-BENZ - SPRINTER 5-t Pritsche/Fahrgestell (905) 04/01→05/06</b>								
 <b>Bremssattel</b>								
616 CDI (905.612, 905.613, 905.622, 905.623)	115	04/01→05/06	←	<input type="checkbox"/>		24.3441-1701.5	240331	PER Ø 44 - Halter
			←	<input type="checkbox"/>		24.3441-1702.5	240332	PER Ø 44 - Halter
 <b>Bremsschlauch</b>								
616 CDI (905.612, 905.613, 905.622, 905.623)	115	04/01→05/06	←		2	24.5137-0365.3	331130	L= 355
			→		2	24.5237-0235.3	330781	L= 235
<b>MERCEDES-BENZ - SPRINTER 5-t Pritsche/Fahrgestell (906) 06/06→</b>								
 <b>Bremsschlauch</b>								
509 CDI (906.153, 906.155, 906.253, 906.255) 510 CDI (906.153, 906.155, 906.253, 906.255)	65 70	06/06→12/09 03/09→	←		2	24.5137-0385.3	331089	L= 385
			→	nicht für Reifenabmessung: 285/65	2	24.5131-0415.3	331238	L= 415
511 CDI (906.153, 906.155, 906.253, 906.255) ↓	80	06/06→12/09	→	für Reifenabmessung: 285/65	2	24.5137-0470.3	331090	L= 470













	kW					! #		
<b>MERCEDES-BENZ - SPRINTER 5-t Pritsche/Fahrgestell (906) 06/06 →</b>								
 <b>Bremsschlauch</b>								
511 CDI (906.153, 906.155, 906.253, 906.255)	84	05/16 →	←		2	24.5137-0385.3	331089	L= 385
			→	nicht für Reifenabmessung: 285/65	2	24.5131-0415.3	331238	L= 415
514 CDI (906.153, 906.155, 906.253, 906.255)	105	05/16 →	→	für Reifenabmessung: 285/65	2	24.5137-0470.3	331090	L= 470
515 CDI (906.153, 906.155, 906.253, 906.255)	110	06/06 →12/09						
516 (906.153, 906.155, 906.253, 906.255)	115	09/08 →						
516 CDI (906.153, 906.155, 906.253, 906.255)	120	03/09 →						
516 NGT (906.153, 906.155, 906.253, 906.255)	115	09/08 →						
518 CDI (906.153, 906.155, 906.253, 906.255)	135	06/06 →12/09						
519 CDI / BlueTEC (906.153, 906.155, 906.253, 906.255)	140	03/09 →						
524 (906.153, 906.155, 906.253, 906.255)	190	06/06 →12/13						
511 CDI 4x4 (906.155, 906.253, 906.255)	80	06/06 →12/09	←		2	24.5137-0455.3	331131	L= 455
513 CDI 4x4 (906.155, 906.253, 906.255)	95	05/11 →05/16	→	nicht für Reifenabmessung: 285/65	2	24.5131-0415.3	331238	L= 415
514 CDI 4x4 (906.153, 906.155, 906.253, 906.255)	105	05/16 →	→	für Reifenabmessung: 285/65	2	24.5137-0470.3	331090	L= 470
515 CDI 4x4 (906.153, 906.155, 906.253, 906.255)	110	06/06 →12/09						
516 CDI 4x4 (906.153, 906.155, 906.255)	120	05/11 →						
518 CDI 4x4 (906.153, 906.155, 906.253, 906.255)	135	06/06 →12/09						
519 CDI / BlueTEC 4x4 (906.153, 906.155, 906.253, 906.255)	140	03/09 →						
513 CDI (906.155, 906.253, 906.255)	95	06/06 →05/16	←	03/09 →	2	24.5137-0385.3	331089	L= 385
			→	03/09 →; nicht für Reifenabmessung: 285/65	2	24.5131-0415.3	331238	L= 415
			→	03/09 →; für Reifenabmessung: 285/65	2	24.5137-0470.3	331090	L= 470
<b>MERCEDES-BENZ - SPRINTER CLASSIC 3,5-t Kasten (909) 09/13 →</b>								
 <b>Bremsschlauch</b>								
311 CDI (909.632, 909.633)	80	09/13 →	←		2	24.5137-0385.3	331089	L= 385
			→		2	24.5137-0490.3	330964	L= 490
<b>MERCEDES-BENZ - SPRINTER CLASSIC 4,6-t Bus (909) 09/13 →</b>								
 <b>Bremsschlauch</b>								
411 CDI (909.843)	80	09/13 →	←		2	24.5137-0385.3	331089	L= 385
			→	nicht für Reifenabmessung: 285/65	2	24.5131-0415.3	331238	L= 415
			→	für Reifenabmessung: 285/65	2	24.5137-0470.3	331090	L= 470
<b>MERCEDES-BENZ - SPRINTER Kipper (905) 04/01 →</b>								
 <b>Bremssattel</b>								
616 CDI (905.612, 905.622, 905.623)	115	04/01 →	←	☐; → 05/06		24.3441-1701.5	240331	PER Ø 44 - Halter
			←	☐; → 05/06		24.3441-1702.5	240332	PER Ø 44 - Halter
 <b>Bremsschlauch</b>								
616 CDI (905.612, 905.622, 905.623)	115	04/01 →	←	→ 05/06	2	24.5137-0365.3	331130	L= 355
			→	→ 05/06	2	24.5237-0235.3	330781	L= 235
<b>MERCEDES-BENZ - T1/TN Kasten/Kombi 07/81 →06/95</b>								
 <b>Bremssattel</b>								
408 D (611.367, 611.368)	58	11/88 →06/95	←	☐; → VA:A025460		13.4441-8013.2	210261	ATE Ø 44
↓								






















	kw					! #		
<b>MERCEDES-BENZ - T1/TN Kasten/Kombi 07/81→06/95</b>								
 <b>Bremssattel</b>								
408 D (611.367, 611.368)	60	11/88→06/95	←	☐; → VA:A025460		13.4441-8014.2	210262	ATE Ø 44
410 (611.067, 611.068)	70	08/82→06/95	←	☐; → VA:A025460		13.4441-8015.2	210263	ATE Ø 44
410 (611.067, 611.068)	77	08/82→06/95	←	☐; → VA:A025460		13.4441-8016.2	210264	ATE Ø 44
410 D (611.467, 611.468)	70	11/88→06/95	←	☐; → VA:A025460		13.4441-8017.2	210265	ATE Ø 44
410 D (611.467, 611.468)	72	11/88→06/95	←	☐; VA:A025461→		13.4441-8018.2	210266	ATE Ø 44
<b>Dichtungssatz, Bremssattel</b>								
408 D (611.367, 611.368)	58	11/88→06/95	←	→ VA:A025460		13.0441-4408.2	250096	ATE
408 D (611.367, 611.368)	60	11/88→06/95	←	VA:A025461→		13.0441-4408.2	250096	ATE
410 (611.067, 611.068)	70	08/82→06/95	←	→ VA:A025460		13.0441-4408.2	250096	ATE
410 (611.067, 611.068)	77	08/82→06/95						
410 D (611.467, 611.468)	70	11/88→06/95						
410 D (611.467, 611.468)	72	11/88→06/95						
<b>Bremsschlauch</b>								
408 D (611.367, 611.368)	58	11/88→06/95	←		2	24.5201-0474.3	331434	L= 474
408 D (611.367, 611.368)	60	11/88→06/95	→		2	24.5170-0426.3	331452	L= 426
410 D (611.467, 611.468)	70	11/88→06/95						
410 D (611.467, 611.468)	72	11/88→06/95						
410 (611.067, 611.068)	70	08/82→06/95		→ 556499; für Linkslenker		83.6104-0470.3	330253	L= 470
410 (611.067, 611.068)	77	08/82→06/95	←		2	24.5201-0474.3	331434	L= 474
			→		2	24.5170-0426.3	331452	L= 426
<b>MERCEDES-BENZ - T1/TN Pritsche/Fahrgestell 07/81→06/95</b>								
 <b>Bremssattel</b>								
408 D (611.317, 611.318)	58	11/88→06/95	←	☐; → VA:A025460		13.4441-8013.2	210261	ATE Ø 44
408 D (611.317, 611.318)	60	11/88→06/95	←	☐; → VA:A025460		13.4441-8014.2	210262	ATE Ø 44
410 (611.017, 611.018)	70	08/82→06/95	←	☐; → VA:A025460		13.4441-8015.2	210263	ATE Ø 44
410 (611.017, 611.018)	77	08/82→06/95	←	☐; → VA:A025460		13.4441-8016.2	210264	ATE Ø 44
410 D (611.417, 611.418)	70	11/88→06/95	←	☐; VA:A025461→		13.4441-8017.2	210265	ATE Ø 44
410 D (611.417, 611.418)	72	11/88→06/95	←	☐; VA:A025461→		13.4441-8018.2	210266	ATE Ø 44
<b>Dichtungssatz, Bremssattel</b>								
408 D (611.317, 611.318)	58	11/88→06/95	←	→ VA:A025460		13.0441-4408.2	250096	ATE
408 D (611.317, 611.318)	60	11/88→06/95	←	VA:A025461→		13.0441-4408.2	250096	ATE
410 (611.017, 611.018)	70	08/82→06/95	←	→ VA:A025460		13.0441-4408.2	250096	ATE
410 (611.017, 611.018)	77	08/82→06/95						
410 D (611.417, 611.418)	70	11/88→06/95						
410 D (611.417, 611.418)	72	11/88→06/95						
<b>Bremsschlauch</b>								
408 D (611.317, 611.318)	58	11/88→06/95	←		2	24.5201-0474.3	331434	L= 474
408 D (611.317, 611.318)	60	11/88→06/95	→		2	24.5170-0426.3	331452	L= 426
410 D (611.417, 611.418)	70	11/88→06/95						
410 D (611.417, 611.418)	72	11/88→06/95						
410 (611.017, 611.018)	70	08/82→06/95		→ 556499; für Linkslenker		83.6104-0470.3	330253	L= 470
410 (611.017, 611.018)	77	08/82→06/95	←		2	24.5201-0474.3	331434	L= 474
			→		2	24.5170-0426.3	331452	L= 426
<b>MERCEDES-BENZ - T1 Bus (601) 05/77→02/96</b>								
 <b>Bremssattel</b>								
208 D 2.3	60	10/88→02/96	←	☐		13.4441-8013.2	210261	ATE Ø 44
↓								

	kW			 	! #		
<b>MERCEDES-BENZ - T1 Bus (601) 05/77→02/96</b>							
 <b>Bremssattel</b>							
208 D 2.3 (601.371, 601.372, 601.376, 601.377)	58	10/88→02/96	←			13.4441-8014.2 210262	ATE Ø 44
			←			13.4441-8015.2 210263	ATE Ø 44
210 2.3	77	05/89→02/96	←			13.4441-8016.2 210264	ATE Ø 44
210 D 2.8	70	11/88→02/96					
210 D 2.8	72	11/88→02/96					
<b>Dichtungssatz, Bremssattel</b>							
208 D 2.3	60	10/88→02/96	←			13.0441-4408.2 250096	ATE
208 D 2.3 (601.371, 601.372, 601.376, 601.377)	58	10/88→02/96	←			13.0441-4408.2 250096	ATE
210 2.3	77	05/89→02/96					
210 D 2.8	70	11/88→02/96					
210 D 2.8	72	11/88→02/96					
 <b>Bremsschlauch</b>							
208 D 2.3	60	10/88→02/96	←		2	24.5201-0474.3 331434	L= 474
208 D 2.3 (601.371, 601.372, 601.376, 601.377)	58	10/88→02/96	→		2	24.5170-0426.3 331452	L= 426
210 2.3	77	05/89→02/96					
210 D 2.8	70	11/88→02/96					
210 D 2.8	72	11/88→02/96					
<b>MERCEDES-BENZ - T1 Bus (602) 04/77→02/96</b>							
 <b>Bremssattel</b>							
308 D 2.3	58	05/90→02/96	←	 ; → VA:A025460		13.4441-8013.2 210261	ATE Ø 44
308 D 2.3	60	06/89→02/96	←	 ; → VA:A025460		13.4441-8014.2 210262	ATE Ø 44
310 D 2.9	70	06/89→02/96	←	 ; → VA:A025460		13.4441-8015.2 210263	ATE Ø 44
310 D 2.9	72	06/90→02/96	←	 ; → VA:A025460		13.4441-8016.2 210264	ATE Ø 44
			←	 ; VA:A025461→		13.4441-8017.2 210265	ATE Ø 44
			←	 ; VA:A025461→		13.4441-8018.2 210266	ATE Ø 44
<b>Dichtungssatz, Bremssattel</b>							
308 D 2.3	58	05/90→02/96	←	→ VA:A025460		13.0441-4408.2 250096	ATE
308 D 2.3	60	06/89→02/96	←	VA:A025461→		13.0441-4408.2 250096	ATE
310 D 2.9	70	06/89→02/96	←	→ VA:A025460		13.0441-4408.2 250096	ATE
310 D 2.9	72	06/90→02/96	←	→ VA:A025460		13.0441-4408.2 250096	ATE
 <b>Bremsschlauch</b>							
308 D 2.3	58	05/90→02/96	←		2	24.5201-0474.3 331434	L= 474
308 D 2.3	60	06/89→02/96	→		2	24.5170-0426.3 331452	L= 426
310 D 2.9	70	06/89→02/96					
310 D 2.9	72	06/90→02/96					
<b>MERCEDES-BENZ - T1 Kasten (601, 611) 05/77→02/96</b>							
 <b>Bremssattel</b>							
208 D 2.3	58	11/88→02/96	←			13.4441-8013.2 210261	ATE Ø 44
208 D 2.3	60	10/88→02/96	←			13.4441-8014.2 210262	ATE Ø 44
210 2.3	70	07/82→02/96	←			13.4441-8015.2 210263	ATE Ø 44
210 2.3	77	05/89→02/96	←			13.4441-8016.2 210264	ATE Ø 44
210 D 2.8	70	10/88→02/96	←			13.4441-8015.2 210263	ATE Ø 44
210 D 2.8	72	10/88→02/96	←			13.4441-8016.2 210264	ATE Ø 44
<b>Dichtungssatz, Bremssattel</b>							
208 D 2.3	58	11/88→02/96	←			13.0441-4408.2 250096	ATE
208 D 2.3	60	10/88→02/96	←			13.0441-4408.2 250096	ATE
210 2.3	70	07/82→02/96	←			13.0441-4408.2 250096	ATE
210 2.3	77	05/89→02/96					
210 D 2.8	70	10/88→02/96					
210 D 2.8	72	10/88→02/96					
 <b>Bremsschlauch</b>							
208 D 2.3	58	11/88→02/96	←		2	24.5201-0474.3 331434	L= 474
208 D 2.3	60	10/88→02/96	→		2	24.5170-0426.3 331452	L= 426
210 2.3	70	07/82→02/96					
210 2.3	77	05/89→02/96					
210 D 2.8	70	10/88→02/96					
210 D 2.8	72	10/88→02/96					








	kw					! #		
<b>MERCEDES-BENZ - T1 Kasten (602) 10/82→02/96</b>								
 <b>Bremssattel</b>								
308 D 2.3	58	11/88→02/96	←	☐; → VA:A025460		13.4441-8013.2	210261	ATE Ø 44
308 D 2.3	60	06/89→02/96	←	☐; → VA:A025460		13.4441-8014.2	210262	ATE Ø 44
310 2.3	70	06/89→02/96	←	☐; → VA:A025460		13.4441-8015.2	210263	ATE Ø 44
310 2.3	77	01/89→12/95	←	☐; → VA:A025460		13.4441-8015.2	210263	ATE Ø 44
310 D 2.9	70	06/89→02/96	←	☐; → VA:A025460		13.4441-8016.2	210264	ATE Ø 44
310 D 2.9	72	06/89→02/96	←	☐; → VA:A025460		13.4441-8016.2	210264	ATE Ø 44
			←	☐; VA:A025461→		13.4441-8017.2	210265	ATE Ø 44
			←	☐; VA:A025461→		13.4441-8018.2	210266	ATE Ø 44
<b>Dichtungssatz, Bremssattel</b>								
308 D 2.3	58	11/88→02/96	←	→ VA:A025460		13.0441-4408.2	250096	ATE
308 D 2.3	60	06/89→02/96	←	VA:A025461→		13.0441-4408.2	250096	ATE
310 2.3	70	06/89→02/96	←	→ VA:A025460		13.0441-4408.2	250096	ATE
310 2.3	77	01/89→12/95	←	→ VA:A025460		13.0441-4408.2	250096	ATE
310 D 2.9	70	06/89→02/96	←	→ VA:A025460		13.0441-4408.2	250096	ATE
310 D 2.9	72	06/89→02/96	←	→ VA:A025460		13.0441-4408.2	250096	ATE
 <b>Bremsschlauch</b>								
308 D 2.3	58	11/88→02/96	←		2	24.5201-0474.3	331434	L= 474
308 D 2.3	60	06/89→02/96	←		2	24.5170-0426.3	331452	L= 426
310 2.3	70	06/89→02/96	→		2	24.5170-0426.3	331452	L= 426
310 2.3	77	01/89→12/95	→		2	24.5170-0426.3	331452	L= 426
310 D 2.9	70	06/89→02/96	→		2	24.5170-0426.3	331452	L= 426
310 D 2.9	72	06/89→02/96	→		2	24.5170-0426.3	331452	L= 426
<b>MERCEDES-BENZ - T1 Pritsche/Fahrgestell (601) 01/77→02/96</b>								
 <b>Bremssattel</b>								
208 D 2.3	58	11/88→02/96	←	☐		13.4441-8013.2	210261	ATE Ø 44
208 D 2.3	60	06/89→02/96	←	☐		13.4441-8014.2	210262	ATE Ø 44
210 D 2.8	72	11/88→02/96	←	☐		13.4441-8015.2	210263	ATE Ø 44
210 D 2.9	70	11/88→02/96	←	☐		13.4441-8016.2	210264	ATE Ø 44
			←	☐		13.4441-8016.2	210264	ATE Ø 44
<b>Dichtungssatz, Bremssattel</b>								
208 D 2.3	58	11/88→02/96	←			13.0441-4408.2	250096	ATE
208 D 2.3	60	06/89→02/96	←			13.0441-4408.2	250096	ATE
210 D 2.8	72	11/88→02/96	←			13.0441-4408.2	250096	ATE
210 D 2.9	70	11/88→02/96	←			13.0441-4408.2	250096	ATE
 <b>Bremsschlauch</b>								
208 D 2.3	58	11/88→02/96	←		2	24.5201-0474.3	331434	L= 474
208 D 2.3	60	06/89→02/96	←		2	24.5170-0426.3	331452	L= 426
210 D 2.8	72	11/88→02/96	→		2	24.5170-0426.3	331452	L= 426
210 D 2.9	70	11/88→02/96	→		2	24.5170-0426.3	331452	L= 426
<b>MERCEDES-BENZ - T1 Pritsche/Fahrgestell (602) 01/77→02/96</b>								
 <b>Bremssattel</b>								
308 D 2.3	58	06/89→02/96	←	☐; → VA:A025460		13.4441-8013.2	210261	ATE Ø 44
308 D 2.3	60	06/89→02/96	←	☐; → VA:A025460		13.4441-8014.2	210262	ATE Ø 44
310 D 2.9	70	06/89→02/96	←	☐; → VA:A025460		13.4441-8015.2	210263	ATE Ø 44
310 D 2.9	72	06/89→02/96	←	☐; → VA:A025460		13.4441-8015.2	210263	ATE Ø 44
			←	☐; → VA:A025460		13.4441-8016.2	210264	ATE Ø 44
			←	☐; VA:A025461→		13.4441-8017.2	210265	ATE Ø 44
			←	☐; VA:A025461→		13.4441-8018.2	210266	ATE Ø 44
<b>Dichtungssatz, Bremssattel</b>								
308 D 2.3	58	06/89→02/96	←	→ VA:A025460		13.0441-4408.2	250096	ATE
308 D 2.3	60	06/89→02/96	←	VA:A025461→		13.0441-4408.2	250096	ATE
310 D 2.9	70	06/89→02/96	←	→ VA:A025460		13.0441-4408.2	250096	ATE
310 D 2.9	72	06/89→02/96	←	→ VA:A025460		13.0441-4408.2	250096	ATE
 <b>Bremsschlauch</b>								
308 D 2.3	58	06/89→02/96	←		2	24.5201-0474.3	331434	L= 474
308 D 2.3	60	06/89→02/96	←		2	24.5170-0426.3	331452	L= 426
310 D 2.9	70	06/89→02/96	→		2	24.5170-0426.3	331452	L= 426
310 D 2.9	72	06/89→02/96	→		2	24.5170-0426.3	331452	L= 426
<b>MERCEDES-BENZ - Vaneo (414) 02/02→07/05</b>								
 <b>Bremssattel</b>								
1.6 (414.700)	60	02/02→07/05	→	☐		24.3301-1701.7	220697	TRW Ø 30 - Halter
1.6 (414.700)	75	02/02→07/05	→	☐				
↓								








	kW			 	! #		
<b>MERCEDES-BENZ - Vaneo (414) 02/02→07/05</b>							
 <b>Bremssattel</b>							
1.7 CDI (414.700)	55	02/02→07/05	➔	<input type="checkbox"/>		24.3301-1702.7	220698 TRW Ø 30 - Halter
1.7 CDI (414.700)	67	02/02→07/05					
1.9 (414.700)	92	02/02→07/05					
<b>Zubehörsatz, Bremssattel</b>							
1.6 (414.700)	60	02/02→07/05	➔			24.0101-3803.2	260101 TRW
1.6 (414.700)	75	02/02→07/05					
1.7 CDI (414.700)	55	02/02→07/05					
1.7 CDI (414.700)	67	02/02→07/05					
1.9 (414.700)	92	02/02→07/05					
 <b>Bremsschlauch</b>							
1.6 (414.700)	60	02/02→07/05	➔		2	24.5123-0295.3	330820 L= 295
1.6 (414.700)	75	02/02→07/05					
1.7 CDI (414.700)	55	02/02→07/05	➔		2	24.5238-0230.3	330673 L= 230
1.7 CDI (414.700)	67	02/02→07/05					
1.9 (414.700)	92	02/02→07/05					
<b>MERCEDES-BENZ - VARIO Bus 09/96→</b>							
 <b>Bremssattel</b>							
O 810 (670.373, 670.374)	75	09/96→12/10	➔	<input type="checkbox"/> ; Achsnummer: 741.130/741.131		24.3441-1701.5	240331 PER Ø 44 - Halter
O 812 (670.373, 670.674)	90	09/96→12/10	➔	<input type="checkbox"/> ; Achsnummer: 741.130/741.131		24.3441-1702.5	240332 PER Ø 44 - Halter
O 814 (670.373, 670.374)	100	09/96→12/10					
O 815 (670.373, 670.374)	112	09/96→12/10					
O 813 (670.373, 670.374)	95	01/06→	➔	<input type="checkbox"/> ; → 12/13; Achsnummer: 741.130/741.131		24.3441-1701.5	240331 PER Ø 44 - Halter
O 816 D (670.373, 670.374)	115	01/06→	➔	<input type="checkbox"/> ; → 12/13; Achsnummer: 741.130/741.131		24.3441-1702.5	240332 PER Ø 44 - Halter
O 818 D (670.373, 670.374)	130	09/06→					
<b>MERCEDES-BENZ - VARIO Kasten/Kombi 09/96→</b>							
 <b>Bremssattel</b>							
512 D (667.351, 667.352, 667.353)	90	09/96→12/10	➔	<input type="checkbox"/> ; Achsnummer: 741.130/741.131		24.3441-1701.5	240331 PER Ø 44 - Halter
612 D (668.351, 668.352, 668.353)	90	09/96→12/10	➔	<input type="checkbox"/> ; Achsnummer: 741.130/741.131		24.3441-1702.5	240332 PER Ø 44 - Halter
613 D, 614 D (668.351, 668.352, 668.353)	95	09/96→12/13					
613 D, 614 D (668.351, 668.352, 668.353)	100	09/96→12/11					
812 D (670.351, 670.352, 670.353)	90	09/96→12/10					
813 D, 814 D (670.351, 670.352, 670.353)	95	09/96→12/13					
813 D, 814 D (670.351, 670.352, 670.353)	100	09/96→12/13					
813 DA, 814 DA 4x4 (669.599, 670.451, 670.452, 670.453)	95	09/96→12/13					
815 D, 816 D (670.351, 670.352, 670.353)	112	09/96→12/10					
815 D, 816 D (670.351, 670.352, 670.353)	115	09/96→12/13					
815 DA, 816 DA 4x4 (669.599, 670.451, 670.452, 670.453)	112	09/96→12/10					
815 DA, 816 DA 4x4 (669.599, 670.451, 670.452, 670.453)	115	09/96→12/13					
615 D, 616 D (668.351, 668.352, 668.353)	112	09/98→	➔	<input type="checkbox"/> ; → 12/13; Achsnummer: 741.130/741.131		24.3441-1701.5	240331 PER Ø 44 - Halter
615 D, 616 D (668.351, 668.352, 668.353)	115	09/98→	➔	<input type="checkbox"/> ; → 12/13; Achsnummer: 741.130/741.131		24.3441-1702.5	240332 PER Ø 44 - Halter
618 D	130	09/06→					
813 DA, 814 DA 4x4 (669.599, 670.451, 670.452, 670.453)	100	09/96→					
818 D (670.351, 670.352, 670.353)	130	09/06→					
<b>MERCEDES-BENZ - VARIO Kipper 09/96→</b>							
 <b>Bremssattel</b>							
612 D (668.331, 668.332)	90	09/96→12/10	➔	<input type="checkbox"/> ; Achsnummer: 741.130/741.131		24.3441-1701.5	240331 PER Ø 44 - Halter
↓							

	kw			 	! #						
<b>MERCEDES-BENZ - VARIO Kipper 09/96→</b>											
 <b>Bremssattel</b>											
613 D, 614 D (668.331, 668.332)	95	09/96→12/13	➡	☐; Achsnummer: 741.130/741.131	24.3441-1702.5	240332	PER Ø 44 - Halter				
613 D, 614 D (668.331, 668.332)	100	09/96→11/12									
812 D (670.331, 670.332)	90	09/96→12/10									
813 D, 814 D (670.331, 670.332)	95	09/96→12/13									
813 D, 814 D (670.331, 670.332)	100	09/96→12/13									
813 DA, 814 DA 4x4 (670.431, 670.432)	95	09/96→12/13									
813 DA, 814 DA 4x4 (670.431, 670.432)	100	09/96→12/13									
815 D, 816 D (670.331, 670.332)	115	09/96→12/13									
815 DA, 816 DA 4x4 (670.431, 670.432)	112	09/96→12/10									
815 DA, 816 DA 4x4 (670.431, 670.432)	115	09/96→12/13									
615 D, 616 D (668.331, 668.332)	112	09/98→	➡					☐; → 12/13; Achsnummer: 741.130/741.131	24.3441-1701.5	240331	PER Ø 44 - Halter
615 D, 616 D (668.331, 668.332)	115	09/98→	➡					☐; → 12/13; Achsnummer: 741.130/741.131	24.3441-1702.5	240332	PER Ø 44 - Halter
618 D	130	09/06→									
815 D, 816 D (670.331, 670.332)	112	09/96→									
818 D (670.321, 670.322)	130	09/06→									
818 DA 4x4	130	09/06→									
<b>MERCEDES-BENZ - VARIO Pritsche/Fahrgestell 09/96→</b>											
 <b>Bremssattel</b>											
512 D (667.321, 667.322, 667.323)	90	09/96→12/10	➡	☐; Achsnummer: 741.130/741.131	24.3441-1701.5	240331	PER Ø 44 - Halter				
612 D (668.321, 668.322, 668.323)	90	09/96→12/10	➡	☐; Achsnummer: 741.130/741.131	24.3441-1702.5	240332	PER Ø 44 - Halter				
613 D, 614 D (668.321, 668.322, 668.323)	100	09/96→12/11									
812 D (670.321, 670.322, 670.323, 670.324)	90	09/96→12/10									
813 D, 814 D (670.321, 670.322, 670.323, 670.324)	95	09/96→12/13									
813 D, 814 D (670.321, 670.322, 670.323, 670.324)	100	09/96→12/13									
813 DA, 814 DA 4x4 (670.421, 670.422, 670.423)	95	09/96→12/13									
813 DA, 814 DA 4x4 (670.421, 670.422, 670.423)	100	09/96→12/13									
815 D, 816 D (670.321, 670.322, 670.323, 670.324)	112	09/96→12/10									
815 D, 816 D (670.321, 670.322, 670.323, 670.324)	115	09/96→12/13									
815 DA, 816 DA 4x4 (670.421, 670.422, 670.423)	112	09/96→12/10									
815 DA, 816 DA 4x4 (670.421, 670.422, 670.423)	115	09/96→12/13									
613 D, 614 D (668.321, 668.322, 668.323)	95	09/96→	➡	☐; → 12/13; Achsnummer: 741.130/741.131	24.3441-1701.5	240331	PER Ø 44 - Halter				
615 D, 616 D (668.321, 668.322, 668.323)	112	09/98→	➡	☐; → 12/13; Achsnummer: 741.130/741.131	24.3441-1702.5	240332	PER Ø 44 - Halter				
615 D, 616 D (668.321, 668.322, 668.323)	115	09/98→									
618 D (668.321, 668.322, 668.323)	130	09/06→									
818 D (670.321, 670.322, 670.323, 670.324)	130	09/06→									
818 DA 4x4	130	09/06→									


















	kW				! #		
<b>MERCEDES-BENZ - VARIO Triebkopf 09/96→</b>							
 <b>Bremssattel</b>							
613 D, 614 D (669.599, 669.899)	95	01/06→	➡	☐; → 12/13; Achsnnummer: 741.130/741.131		24.3441-1701.5 240331	PER Ø 44 - Halter
615 D, 616 D (669.599, 669.899)	115	01/06→	➡	☐; → 12/13; Achsnnummer: 741.130/741.131		24.3441-1702.5 240332	PER Ø 44 - Halter
618 D (669.599, 669.899)	130	09/06→					
814 DT (670.398)	100	09/96→					
816 DT (670.398)	112	09/96→					
810 DT (670.398)	75	09/96→12/10	➡	☐; Achsnnummer: 741.130/741.131		24.3441-1701.5 240331	PER Ø 44 - Halter
812 DT	90	09/96→12/10	➡	☐; Achsnnummer: 741.130/741.131		24.3441-1702.5 240332	PER Ø 44 - Halter
<b>MERCEDES-BENZ - VIANO (W639) 09/03→</b>							
 <b>Bremsschlauch</b>							
3,0	140	09/03→	←	→ 02/14	2	24.5140-0498.3 330912	L= 498
3,2	160	09/03→					
3,5	190	09/07→	➡	→ 02/14	2	24.5123-0328.3 330910	L= 328
3,7	170	06/04→					
CDI 2.0	80	09/03→					
CDI 2.0	85	08/05→					
CDI 2.0	100	07/10→					
CDI 2.0 4-matic	100	07/10→					
CDI 2.2	110	09/03→					
CDI 2.2	120	07/10→					
CDI 2.2 4-matic	120	07/10→					
CDI 3.0	150	03/06→					
CDI 3.0	165	07/10→					
CDI 2.0 4-matic	80	07/05→	←	07/10→ 02/14	2	24.5140-0498.3 330912	L= 498
CDI 2.2 4-matic	110	07/05→	➡	07/10→ 02/14	2	24.5123-0328.3 330910	L= 328
<b>MERCEDES-BENZ - VITO / MIXTO Kasten (W639) 09/03→</b>							
 <b>Bremsschlauch</b>							
109 CDI	65	09/03→	←	→ 02/14	2	24.5140-0498.3 330912	L= 498
109 CDI	70	08/06→					
110 CDI	70	09/10→	➡	→ 02/14	2	24.5123-0328.3 330910	L= 328
111 CDI	80	09/03→					
111 CDI	85	09/07→					
113 CDI	100	09/10→					
115 CDI	110	09/03→					
116 CDI	120	09/10→					
119	140	09/03→					
122	160	09/03→					
122 CDI	165	09/10→					
126	190	09/07→					
E-CELL	60	03/12→					
111 CDI 4x4	80	09/07→	➡	→ 02/14	2	24.5123-0328.3 330910	L= 328
113 CDI 4x4	100	09/10→					
116 CDI 4x4	120	09/10→					
115 CDI 4x4	110	07/06→	➡	09/07→ 02/14	2	24.5123-0328.3 330910	L= 328
120 CDI	150	07/06→	←	09/07→ 02/14	2	24.5140-0498.3 330912	L= 498
			➡	09/07→ 02/14	2	24.5123-0328.3 330910	L= 328
123	165	06/04→07/08	←		2	24.5140-0498.3 330912	L= 498
123 (639.603)	170	06/04→07/08	➡		2	24.5123-0328.3 330910	L= 328
<b>MERCEDES-BENZ - VITO Bus (638) 02/96→07/03</b>							
 <b>Bremssattel</b>							
108 CDI 2.2 (638.194)	60	03/99→07/03	←	☐		11.3601-8513.2 220393	ATE Ø 60 - Halter
110 CDI 2.2 (638.194)	75	03/99→07/03	←	☐		24.3601-8514.5 240688	ATE Ø 60 - Halter
112 CDI 2.2 (638.194)	90	03/99→07/03	←	☐			
114 2.3 (638.134, 638.194)	105	12/96→07/03	➡	☐		11.3331-0039.2 220387	ATE Ø 33 - Halter
			➡	☐		24.3331-1701.5 240543	BOS Ø 33 - Halter
			➡	☐		11.3331-0040.2 220388	ATE Ø 33 - Halter
			➡	☐		24.3331-1702.5 240544	BOS Ø 33 - Halter
108 D 2.3 (638.164)	58	02/96→07/03	←	☐; 03/96→		11.3601-8513.2 220393	ATE Ø 60 - Halter
110 TD 2.3 (638.174)	72	02/96→07/03	←	☐; 03/96→		24.3601-8514.5 240688	ATE Ø 60 - Halter
113 2.0 (638.114, 638.194)	95	02/96→07/03	➡	☐; 03/96→		11.3331-0039.2 220387	ATE Ø 33 - Halter
			➡	☐; 03/96→		24.3331-1701.5 240543	BOS Ø 33 - Halter
			➡	☐; 03/96→		11.3331-0040.2 220388	ATE Ø 33 - Halter
			➡	☐; 03/96→		24.3331-1702.5 240544	BOS Ø 33 - Halter



	kw			 	! #		
<b>MERCEDES-BENZ - VITO Bus (638) 02/96→07/03</b>							
<b>Halter, Bremsattel</b>							
108 CDI 2.2 (638.194)	60	03/99→07/03	←			11.8170-0510.1 260111	ATE
110 CDI 2.2 (638.194)	75	03/99→07/03					
112 CDI 2.2 (638.194)	90	03/99→07/03					
114 2.3 (638.134, 638.194)	105	12/96→07/03					
108 D 2.3 (638.164)	58	02/96→07/03	←	03/96→		11.8170-0510.1 260111	ATE
110 TD 2.3 (638.174)	72	02/96→07/03					
113 2.0 (638.114, 638.194)	95	02/96→07/03					
<b>Feder, Bremsattel</b>							
108 CDI 2.2 (638.194)	60	03/99→07/03			2	11.8116-0200.1 390505	ATE
110 CDI 2.2 (638.194)	75	03/99→07/03					
112 CDI 2.2 (638.194)	90	03/99→07/03					
114 2.3 (638.134, 638.194)	105	12/96→07/03					
108 D 2.3 (638.164)	58	02/96→07/03		03/96→	2	11.8116-0200.1 390505	ATE
110 TD 2.3 (638.174)	72	02/96→07/03					
113 2.0 (638.114, 638.194)	95	02/96→07/03					
<b>Führungshülzensatz, Bremsattel</b>							
108 CDI 2.2 (638.194)	60	03/99→07/03	←			11.0101-5704.2 260095	ATE
110 CDI 2.2 (638.194)	75	03/99→07/03					
112 CDI 2.2 (638.194)	90	03/99→07/03					
114 2.3 (638.134, 638.194)	105	12/96→07/03					
108 D 2.3 (638.164)	58	02/96→07/03	←	03/96→		11.0101-5704.2 260095	ATE
110 TD 2.3 (638.174)	72	02/96→07/03					
113 2.0 (638.114, 638.194)	95	02/96→07/03					
<b>Führungsbolzen, Bremsattel</b>							
108 CDI 2.2 (638.194)	60	03/99→07/03				11.8171-0008.1 990049	ATE
110 CDI 2.2 (638.194)	75	03/99→07/03					
112 CDI 2.2 (638.194)	90	03/99→07/03					
114 2.3 (638.134, 638.194)	105	12/96→07/03					
108 D 2.3 (638.164)	58	02/96→07/03		03/96→		11.8171-0008.1 990049	ATE
110 TD 2.3 (638.174)	72	02/96→07/03					
113 2.0 (638.114, 638.194)	95	02/96→07/03					
<b>Dichtungssatz, Bremsattel</b>							
108 CDI 2.2 (638.194)	60	03/99→07/03	←			11.0441-6007.2 250146	ATE
110 CDI 2.2 (638.194)	75	03/99→07/03	→			11.0441-3305.2 250006	ATE
112 CDI 2.2 (638.194)	90	03/99→07/03					
114 2.3 (638.134, 638.194)	105	12/96→07/03					
108 D 2.3 (638.164)	58	02/96→07/03	←	03/96→		11.0441-6007.2 250146	ATE
110 TD 2.3 (638.174)	72	02/96→07/03	→	03/96→		11.0441-3305.2 250006	ATE
113 2.0 (638.114, 638.194)	95	02/96→07/03					
<b>Bremsschlauch</b>							
108 CDI 2.2 (638.194)	60	03/99→07/03	←		2	24.5131-0495.3 330677	L= 495
110 CDI 2.2 (638.194)	75	03/99→07/03	→		2	24.5113-0515.3 330668	L= 515
112 CDI 2.2 (638.194)	90	03/99→07/03					
114 2.3 (638.134, 638.194)	105	12/96→07/03					
108 D 2.3 (638.164)	58	02/96→07/03	←	03/96→	2	24.5131-0495.3 330677	L= 495
110 TD 2.3 (638.174)	72	02/96→07/03	→	03/96→	2	24.5113-0515.3 330668	L= 515
113 2.0 (638.114, 638.194)	95	02/96→07/03					
<b>MERCEDES-BENZ - VITO Bus (W639) 09/03→</b>							
<b>Bremsschlauch</b>							
109 CDI	65	09/03→	←	→ 02/14	2	24.5140-0498.3 330912	L= 498
110 CDI	70	09/06→	→	→ 02/14	2	24.5123-0328.3 330910	L= 328
111 CDI	70	09/10→					
111 CDI (639.701)	80	09/03→					
113 CDI	85	09/07→					
115 CDI	100	09/10→					
116 CDI	110	09/03→					
119	120	09/10→					
122	140	09/03→					
122 CDI	160	09/03→					
123	165	09/10→					
126	170	06/04→					
	190	09/07→					

	kW			 	! #		
<b>MERCEDES-BENZ - VITO Bus (W639) 09/03→</b>							
<b>Bremsschlauch</b>							
E-CELL	60	03/12→	←	→ 02/14	2	24.5140-0498.3 330912	L= 498
			→	→ 02/14	2	24.5123-0328.3 330910	L= 328
109 CDI 4x4	70	09/07→	→	→ 02/14	2	24.5123-0328.3 330910	L= 328
111 CDI 4x4	80	09/07→					
113 CDI 4x4	100	09/10→					
115 CDI 4x4	110	09/07→					
116 CDI 4x4	120	09/10→					
120 CDI	150	07/06→	←	09/07→ 02/14	2	24.5140-0498.3 330912	L= 498
			→	09/07→ 02/14	2	24.5123-0328.3 330910	L= 328
123	165	06/04→07/08	←		2	24.5140-0498.3 330912	L= 498
			→		2	24.5123-0328.3 330910	L= 328
<b>MERCEDES-BENZ - VITO Kasten (638) 03/97→07/03</b>							
<b>Bremssattel</b>							
108 CDI 2.2 (638.094)	60	03/99→07/03	←	<input type="checkbox"/>		11.3601-8513.2 220393	ATE Ø 60 - Halter
108 D 2.3 (638.064)	58	03/97→07/03	←	<input type="checkbox"/>		24.3601-8514.5 240688	ATE Ø 60 - Halter
110 CDI 2.2 (638.094)	75	03/99→07/03	←	<input type="checkbox"/>			
110 D 2.3 (638.074)	72	03/97→07/03	→	<input type="checkbox"/>		11.3331-0039.2 220387	ATE Ø 33 - Halter
112 CDI 2.2 (638.094)	90	03/99→07/03	→	<input type="checkbox"/>		24.3331-1701.5 240543	BOS Ø 33 - Halter
113 2.0 (638.014, 638.094)	95	03/97→07/03	→	<input type="checkbox"/>		11.3331-0040.2 220388	ATE Ø 33 - Halter
114 2.3 (638.034, 638.094)	105	03/97→07/03	→	<input type="checkbox"/>		24.3331-1702.5 240544	BOS Ø 33 - Halter
<b>Halter, Bremssattel</b>							
108 CDI 2.2 (638.094)	60	03/99→07/03	←			11.8170-0510.1 260111	ATE
108 D 2.3 (638.064)	58	03/97→07/03					
110 CDI 2.2 (638.094)	75	03/99→07/03					
110 D 2.3 (638.074)	72	03/97→07/03					
112 CDI 2.2 (638.094)	90	03/99→07/03					
113 2.0 (638.014, 638.094)	95	03/97→07/03					
114 2.3 (638.034, 638.094)	105	03/97→07/03					
<b>Feder, Bremssattel</b>							
108 CDI 2.2 (638.094)	60	03/99→07/03			2	11.8116-0200.1 390505	ATE
108 D 2.3 (638.064)	58	03/97→07/03					
110 CDI 2.2 (638.094)	75	03/99→07/03					
110 D 2.3 (638.074)	72	03/97→07/03					
112 CDI 2.2 (638.094)	90	03/99→07/03					
113 2.0 (638.014, 638.094)	95	03/97→07/03					
114 2.3 (638.034, 638.094)	105	03/97→07/03					
<b>Führungshülzensatz, Bremssattel</b>							
108 CDI 2.2 (638.094)	60	03/99→07/03	←			11.0101-5704.2 260095	ATE
108 D 2.3 (638.064)	58	03/97→07/03					
110 CDI 2.2 (638.094)	75	03/99→07/03					
110 D 2.3 (638.074)	72	03/97→07/03					
112 CDI 2.2 (638.094)	90	03/99→07/03					
113 2.0 (638.014, 638.094)	95	03/97→07/03					
114 2.3 (638.034, 638.094)	105	03/97→07/03					
<b>Führungsbolzen, Bremssattel</b>							
108 CDI 2.2 (638.094)	60	03/99→07/03				11.8171-0008.1 990049	ATE
108 D 2.3 (638.064)	58	03/97→07/03					
110 CDI 2.2 (638.094)	75	03/99→07/03					
110 D 2.3 (638.074)	72	03/97→07/03					
112 CDI 2.2 (638.094)	90	03/99→07/03					
113 2.0 (638.014, 638.094)	95	03/97→07/03					
114 2.3 (638.034, 638.094)	105	03/97→07/03					
<b>Dichtungssatz, Bremssattel</b>							
108 CDI 2.2 (638.094)	60	03/99→07/03	←			11.0441-6007.2 250146	ATE
108 D 2.3 (638.064)	58	03/97→07/03	→			11.0441-3305.2 250006	ATE
110 CDI 2.2 (638.094)	75	03/99→07/03					
110 D 2.3 (638.074)	72	03/97→07/03					
112 CDI 2.2 (638.094)	90	03/99→07/03					
113 2.0 (638.014, 638.094)	95	03/97→07/03					
↓							



	kw					! #		
<b>MERCEDES-BENZ - VITO Kasten (638) 03/97→07/03</b>								
<b>Dichtungssatz, Bremssattel</b>								
114 2.3 (638.034, 638.094)	105	03/97→07/03	←			11.0441-6007.2	250146	ATE
			→			11.0441-3305.2	250006	ATE
<b> Bremsschlauch</b>								
108 CDI 2.2 (638.094)	60	03/99→07/03	←		2	24.5131-0495.3	330677	L= 495
108 D 2.3 (638.064)	58	03/97→07/03						
110 CDI 2.2 (638.094)	75	03/99→07/03	→		2	24.5113-0515.3	330668	L= 515
110 D 2.3 (638.074)	72	03/97→07/03						
112 CDI 2.2 (638.094)	90	03/99→07/03						
113 2.0 (638.014, 638.094)	95	03/97→07/03						
114 2.3 (638.034, 638.094)	105	03/97→07/03						
<b>MERCEDES-BENZ - V-KLASSE (638/2) 02/96→07/03</b>								
<b> Bremssattel</b>								
V 200 (638.214, 638.294)	95	02/97→07/03	←			11.3601-8513.2	220393	ATE Ø 60 - Halter
V 200 CDI (638.294)	75	03/99→07/03	←			24.3601-8514.5	240688	ATE Ø 60 - Halter
V 220 CDI (638.294)	90	03/99→07/03	→			11.3331-0039.2	220387	ATE Ø 33 - Halter
V 230 (638.234, 638.294)	105	10/96→07/03				24.3331-1701.5	240543	BOS Ø 33 - Halter
V 230 TD (638.274)	72	09/96→07/03	→			11.3331-0040.2	220388	ATE Ø 33 - Halter
						24.3331-1702.5	240544	BOS Ø 33 - Halter
V 280 (638.244, 638.294)	128	08/97→07/03	←	 ; 09/97→		11.3601-8513.2	220393	ATE Ø 60 - Halter
			←	 ; 09/97→		24.3601-8514.5	240688	ATE Ø 60 - Halter
			→	 ; 09/97→		11.3331-0039.2	220387	ATE Ø 33 - Halter
						24.3331-1701.5	240543	BOS Ø 33 - Halter
			→	 ; 09/97→		11.3331-0040.2	220388	ATE Ø 33 - Halter
						24.3331-1702.5	240544	BOS Ø 33 - Halter
<b>Halter, Bremssattel</b>								
V 200 (638.214, 638.294)	95	02/97→07/03	←			11.8170-0510.1	260111	ATE
V 200 CDI (638.294)	75	03/99→07/03						
V 220 CDI (638.294)	90	03/99→07/03						
V 230 (638.234, 638.294)	105	10/96→07/03						
V 230 TD (638.274)	72	09/96→07/03						
V 280 (638.244, 638.294)	128	08/97→07/03	←	09/97→		11.8170-0510.1	260111	ATE
<b>Feder, Bremssattel</b>								
V 200 (638.214, 638.294)	95	02/97→07/03			2	11.8116-0200.1	390505	ATE
V 200 CDI (638.294)	75	03/99→07/03						
V 220 CDI (638.294)	90	03/99→07/03						
V 230 (638.234, 638.294)	105	10/96→07/03						
V 230 TD (638.274)	72	09/96→07/03						
V 280 (638.244, 638.294)	128	08/97→07/03		09/97→	2	11.8116-0200.1	390505	ATE
<b>Führungshülzensatz, Bremssattel</b>								
V 200 (638.214, 638.294)	95	02/97→07/03	←			11.0101-5704.2	260095	ATE
V 200 CDI (638.294)	75	03/99→07/03						
V 220 CDI (638.294)	90	03/99→07/03						
V 230 (638.234, 638.294)	105	10/96→07/03						
V 230 TD (638.274)	72	09/96→07/03						
V 280 (638.244, 638.294)	128	08/97→07/03	←	09/97→		11.0101-5704.2	260095	ATE
<b>Führungsbolzen, Bremssattel</b>								
V 200 (638.214, 638.294)	95	02/97→07/03	←			11.8171-0008.1	990049	ATE
V 200 CDI (638.294)	75	03/99→07/03						
V 220 CDI (638.294)	90	03/99→07/03						
V 230 (638.234, 638.294)	105	10/96→07/03						
V 230 TD (638.274)	72	09/96→07/03						
V 280 (638.244, 638.294)	128	08/97→07/03	←	09/97→		11.8171-0008.1	990049	ATE
			↓					

**MERCEDES-BENZ - V-KLASSE (638/2) 02/96→07/03**

**Dichtungssatz, Bremssattel**

V 200 (638.214, 638.294)	95	02/97→07/03	←			11.0441-6007.2	250146	ATE
V 200 CDI (638.294)	75	03/99→07/03	→			11.0441-3305.2	250006	ATE
V 220 CDI (638.294)	90	03/99→07/03						
V 230 (638.234, 638.294)	105	10/96→07/03						
V 230 TD (638.274)	72	09/96→07/03						
V 280 (638.244, 638.294)	128	08/97→07/03	←	09/97→		11.0441-6007.2	250146	ATE
			→	09/97→		11.0441-3305.2	250006	ATE

**Bremsschlauch**

V 200 (638.214, 638.294)	95	02/97→07/03	←		2	24.5131-0495.3	330677	L= 495
V 200 CDI (638.294)	75	03/99→07/03	→		2	24.5113-0515.3	330668	L= 515
V 220 CDI (638.294)	90	03/99→07/03						
V 230 (638.234, 638.294)	105	10/96→07/03						
V 230 TD (638.274)	72	09/96→07/03						
V 280 (638.244, 638.294)	128	08/97→07/03	←	09/97→	2	24.5131-0495.3	330677	L= 495
			→	09/97→	2	24.5113-0515.3	330668	L= 515

**MG - MG ZT 06/01→07/05**

**Bremssattel**










1.8 T 16V 160 180 2.0 CDTi 2.0 CDTi	118	01/03→07/05	←	☐; für Bremsscheibendurchmesser [mm]: 284		11.9571-9871.2	220425	ATE Ø 57 - Halter
	118	06/01→07/05						
	130	01/03→07/05	→	☐; für Bremsscheibendurchmesser [mm]: 280		11.9361-9961.2	220855	ATE Ø 36 - Halter
	85	06/02→09/03	→	☐; für Bremsscheibendurchmesser [mm]: 280		11.9361-9962.2	220856	ATE Ø 36 - Halter
	96	11/02→07/05	→	☐; für Bremsscheibendurchmesser [mm]: 276		24.3401-1703.5	240351	ATE Ø 40 - Halter
				→	☐; für Bremsscheibendurchmesser [mm]: 276		24.3401-1704.5	240352
190	140	06/01→07/05	←	☐; für Bremsscheibendurchmesser [mm]: 325		24.3571-1733.5	240349	ATE Ø 57 - Halter
			←	☐; für Bremsscheibendurchmesser [mm]: 325		24.3571-1734.5	240350	ATE Ø 57 - Halter
			→	☐; für Bremsscheibendurchmesser [mm]: 280		11.9361-9961.2	220855	ATE Ø 36 - Halter
			→	☐; für Bremsscheibendurchmesser [mm]: 280		11.9361-9962.2	220856	ATE Ø 36 - Halter
			→	☐; für Bremsscheibendurchmesser [mm]: 276		24.3401-1703.5	240351	ATE Ø 40 - Halter
			→	☐; für Bremsscheibendurchmesser [mm]: 276		24.3401-1704.5	240352	ATE Ø 40 - Halter
260	191	10/03→07/05	←	☐; für Bremsscheibendurchmesser [mm]: 325		24.3571-1733.5	240349	ATE Ø 57 - Halter
			←	☐; für Bremsscheibendurchmesser [mm]: 325		24.3571-1734.5	240350	ATE Ø 57 - Halter








**MG - MG ZT- T 10/01→07/05**










**Bremssattel**











1.8 T 16V 160 180 2.0 CDTi	118	01/03→07/05	←	☐; für Bremsscheibendurchmesser [mm]: 284		11.9571-9871.2	220425	ATE Ø 57 - Halter
	118	10/01→07/05						
	130	01/03→07/05	→	☐; für Bremsscheibendurchmesser [mm]: 280		11.9361-9961.2	220855	ATE Ø 36 - Halter
	96	11/02→07/05	→	☐; für Bremsscheibendurchmesser [mm]: 280		11.9361-9962.2	220856	ATE Ø 36 - Halter











↓















	kw			 	! #		
<b>MG - MG ZT- T 10/01→07/05</b>							
 <b>Bremssattel</b>							
1.8 T 16V 160 180 2.0 CDTi	118	01/03→07/05	➔	☐; für Bremsscheibendurchmesser [mm]: 276		24.3401-1703.5 240351	ATE Ø 40 - Halter
	118 130 96	10/01→07/05 01/03→07/05 11/02→07/05	➔	☐; für Bremsscheibendurchmesser [mm]: 276		24.3401-1704.5 240352	ATE Ø 40 - Halter
190	140	10/01→07/05	←	☐; für Bremsscheibendurchmesser [mm]: 325		24.3571-1733.5 240349	ATE Ø 57 - Halter
			←	☐; für Bremsscheibendurchmesser [mm]: 325		24.3571-1734.5 240350	ATE Ø 57 - Halter
			➔	☐; für Bremsscheibendurchmesser [mm]: 280		11.9361-9961.2 220855	ATE Ø 36 - Halter
			➔	☐; für Bremsscheibendurchmesser [mm]: 280		11.9361-9962.2 220856	ATE Ø 36 - Halter
			➔	☐; für Bremsscheibendurchmesser [mm]: 276		24.3401-1703.5 240351	ATE Ø 40 - Halter
			➔	☐; für Bremsscheibendurchmesser [mm]: 276		24.3401-1704.5 240352	ATE Ø 40 - Halter
			➔	☐; für Bremsscheibendurchmesser [mm]: 276		24.3401-1704.5 240352	ATE Ø 40 - Halter
2.0 CDTi	85	06/02→07/05	←	☐; → 09/03; für Bremsscheibendurchmesser [mm]: 284		11.9571-9871.2 220425	ATE Ø 57 - Halter
			➔	☐; → 09/03; für Bremsscheibendurchmesser [mm]: 280		11.9361-9961.2 220855	ATE Ø 36 - Halter
			➔	☐; → 09/03; für Bremsscheibendurchmesser [mm]: 280		11.9361-9962.2 220856	ATE Ø 36 - Halter
			➔	☐; → 09/03; für Bremsscheibendurchmesser [mm]: 276		24.3401-1703.5 240351	ATE Ø 40 - Halter
			➔	☐; → 09/03; für Bremsscheibendurchmesser [mm]: 276		24.3401-1704.5 240352	ATE Ø 40 - Halter
260	191	10/03→07/05	←	☐; für Bremsscheibendurchmesser [mm]: 325		24.3571-1733.5 240349	ATE Ø 57 - Halter
			←	☐; für Bremsscheibendurchmesser [mm]: 325		24.3571-1734.5 240350	ATE Ø 57 - Halter
<b>MINI - MINI (R50, R53) 06/01→09/06</b>							
 <b>Bremssattel</b>							
Cooper One	85 66	06/01→09/06 06/01→09/06	←	☐		11.9481-9811.2 220445	ATE Ø 48 - Halter
			←	☐		11.9481-9812.2 220446	ATE Ø 48 - Halter
			➔	☐; → 03/03		11.9347-7001.2 220473	ATE Ø 34 - Halter
			➔	☐; → 03/03		11.9347-7002.2 220474	ATE Ø 34 - Halter
			➔	☐; 04/03→		11.9347-7003.2 220565	ATE Ø 34 - Halter
			➔	☐; 04/03→		11.9347-7004.2 220566	ATE Ø 34 - Halter
Cooper S	120	03/02→09/06	←	☐; 07/02→		11.9481-9811.2 220445	ATE Ø 48 - Halter
			←	☐; 07/02→		11.9481-9812.2 220446	ATE Ø 48 - Halter
			➔	☐; 07/02→ 03/03		11.9347-7001.2 220473	ATE Ø 34 - Halter
			➔	☐; 07/02→ 03/03		11.9347-7002.2 220474	ATE Ø 34 - Halter
			➔	☐; 04/03→		11.9347-7003.2 220565	ATE Ø 34 - Halter
			➔	☐; 04/03→		11.9347-7004.2 220566	ATE Ø 34 - Halter
Cooper S One One D One D	125 55 55 65	07/04→09/06 04/03→09/06 06/03→09/06 06/03→09/06	←	☐		11.9481-9811.2 220445	ATE Ø 48 - Halter
			←	☐		11.9481-9812.2 220446	ATE Ø 48 - Halter
			➔	☐		11.9347-7003.2 220565	ATE Ø 34 - Halter
			➔	☐		11.9347-7004.2 220566	ATE Ø 34 - Halter
S Works Works	149 155	11/03→06/05 11/03→09/06	➔	☐		11.9347-7003.2 220565	ATE Ø 34 - Halter
			➔	☐		11.9347-7004.2 220566	ATE Ø 34 - Halter
↓							

	kw			 	! #			
<b>MINI - MINI (R50, R53) 06/01→09/06</b>								
<b>Halter, Bremssattel</b>								
Cooper One	85	06/01→09/06	➡	04/03→	2	11.8170-0584.1	260105	ATE
	66	06/01→09/06	➡	→ 03/03	2	11.8170-0584.1	260105	ATE
Cooper S	120	03/02→09/06	➡	04/03→	2	11.8170-0584.1	260105	ATE
			➡	07/02→ 03/03	2	11.8170-0584.1	260105	ATE
Cooper S One	125	07/04→09/06	➡		2	11.8170-0584.1	260105	ATE
One D	55	04/03→09/06						
One D	55	06/03→09/06	➡		2	11.8170-0584.1	260105	ATE
One D	65	06/03→09/06						
S Works	149	11/03→06/05						
Works	155	11/03→09/06						
<b>Feder, Bremssattel</b>								
Cooper One	85	06/01→09/06			2	11.8116-0274.1	390516	ATE
	66	06/01→09/06	➡	04/03→	2	11.8116-0340.1	390595	ATE
Cooper S	120	03/02→09/06		07/02→	2	11.8116-0274.1	390516	ATE
			➡	04/03→	2	11.8116-0340.1	390595	ATE
Cooper S One	125	07/04→09/06			2	11.8116-0274.1	390516	ATE
One D	55	04/03→09/06	➡		2	11.8116-0340.1	390595	ATE
One D	55	06/03→09/06						
One D	65	06/03→09/06						
S Works	149	11/03→06/05	➡		2	11.8116-0340.1	390595	ATE
Works	155	11/03→09/06						
<b>Führungshülzensatz, Bremssattel</b>								
Cooper One	85	06/01→09/06	←			11.0101-5402.2	260009	ATE
	66	06/01→09/06	➡	04/03→		11.0101-5407.2	260011	ATE
			➡	→ 03/03		11.0101-5407.2	260011	ATE
Cooper S	120	03/02→09/06	←	07/02→		11.0101-5402.2	260009	ATE
			➡	04/03→		11.0101-5407.2	260011	ATE
			➡	07/02→ 03/03		11.0101-5407.2	260011	ATE
Cooper S One	125	07/04→09/06	←			11.0101-5402.2	260009	ATE
One D	55	04/03→09/06	➡			11.0101-5407.2	260011	ATE
One D	55	06/03→09/06						
One D	65	06/03→09/06						
S Works	149	11/03→06/05	➡			11.0101-5407.2	260011	ATE
Works	155	11/03→09/06						
<b>Führungsbolzen, Bremssattel</b>								
Cooper One	85	06/01→09/06		→ 03/03		11.8171-0008.1	990049	ATE
	66	06/01→09/06		04/03→		11.8171-0008.1	990049	ATE
						11.8171-0008.1	990049	ATE
Cooper S	120	03/02→09/06		07/02→		11.8171-0008.1	990049	ATE
				04/03→		11.8171-0008.1	990049	ATE
				07/02→ 03/03		11.8171-0008.1	990049	ATE
Cooper S One	125	07/04→09/06				11.8171-0008.1	990049	ATE
One D	55	04/03→09/06						
One D	55	06/03→09/06						
One D	65	06/03→09/06						
S Works	149	11/03→06/05						
Works	155	11/03→09/06						
<b>Bremsschlauch</b>								
Cooper One	85	06/01→09/06	←		2	24.5173-0570.3	331364	L= 570
	66	06/01→09/06	➡	→ 03/03	2	24.5173-0435.3	331363	L= 435
			➡	04/03→	2	83.7751-0425.3	331271	L= 425
Cooper S	120	03/02→09/06	←	07/02→	2	24.5173-0570.3	331364	L= 570
			➡	07/02→ 03/03	2	24.5173-0435.3	331363	L= 435
			➡	04/03→	2	83.7751-0425.3	331271	L= 425
Cooper S One	125	07/04→09/06	←		2	24.5173-0570.3	331364	L= 570
One D	55	04/03→09/06	➡		2	83.7751-0425.3	331271	L= 425
One D	55	06/03→09/06						
One D	65	06/03→09/06						
S Works	149	11/03→06/05						
Works	155	11/03→09/06						














	kw			 	! #			
<b>MINI - MINI (R56) 11/05→11/13</b>								
<b> Bremssattel</b>								
Cooper	85	03/10→11/13	←	☐		24.3541-1843.5	240585	TRW Ø 54 - Halter
Cooper D	82	06/10→11/13	←	☐		24.3541-1844.5	240586	TRW Ø 54 - Halter
Cooper D	82	02/11→11/13	←	☐				
Cooper S	120	03/10→11/13	→	☐		24.3367-1711.7	220753	TRW Ø 36 - Halter
Cooper S	135	03/10→11/13	→	☐				
Cooper S	147	01/12→11/13	→	☐		24.3367-1712.7	220754	TRW Ø 36 - Halter
Cooper SD	100	02/11→11/13						
Cooper SD	105	02/11→11/13						
One	55	03/09→03/10						
One	55	03/10→11/13						
One	72	03/10→11/13						
One D	66	07/10→11/13						
Cooper	88	10/06→02/12	←	☐; 11/06→		24.3541-1843.5	240585	TRW Ø 54 - Halter
Cooper S	128	10/06→01/11	←	☐; 11/06→		24.3541-1844.5	240586	TRW Ø 54 - Halter
			→	☐; 11/06→		24.3367-1711.7	220753	TRW Ø 36 - Halter
			→	☐; 11/06→		24.3367-1712.7	220754	TRW Ø 36 - Halter
Cooper	90	09/09→11/13	←	☐; 03/10→		24.3541-1843.5	240585	TRW Ø 54 - Halter
One D	66	06/09→07/10	←	☐; 03/10→		24.3541-1844.5	240586	TRW Ø 54 - Halter
			→	☐; 03/10→		24.3367-1711.7	220753	TRW Ø 36 - Halter
			→	☐; 03/10→		24.3367-1712.7	220754	TRW Ø 36 - Halter
Cooper D	80	11/06→09/10	←	☐; 04/07→		24.3541-1843.5	240585	TRW Ø 54 - Halter
One	70	11/06→03/10	←	☐; 04/07→		24.3541-1844.5	240586	TRW Ø 54 - Halter
			→	☐; 04/07→		24.3367-1711.7	220753	TRW Ø 36 - Halter
			→	☐; 04/07→		24.3367-1712.7	220754	TRW Ø 36 - Halter
<b>Zubehörsatz, Bremssattel</b>								
Cooper	85	03/10→11/13	→			24.0101-3803.2	260101	TRW
Cooper D	82	06/10→11/13						
Cooper D	82	02/11→11/13						
Cooper S	120	03/10→11/13						
Cooper S	135	03/10→11/13						
Cooper S	147	01/12→11/13						
Cooper SD	100	02/11→11/13						
Cooper SD	105	02/11→11/13						
One	55	03/09→03/10						
One	55	03/10→11/13						
One	72	03/10→11/13						
One D	66	07/10→11/13						
Cooper	88	10/06→02/12	→	11/06→		24.0101-3803.2	260101	TRW
Cooper S	128	10/06→01/11						
Cooper	90	09/09→11/13	→	03/10→		24.0101-3803.2	260101	TRW
One D	66	06/09→07/10						
Cooper D	80	11/06→09/10	→	04/07→		24.0101-3803.2	260101	TRW
One	70	11/06→03/10						
<b> Bremsschlauch</b>								
Cooper	85	03/10→11/13	←		2	83.7750-0524.3	331230	L= 523
Cooper D	82	06/10→11/13						
Cooper D	82	02/11→11/13	→		2	83.7751-0417.3	331102	L= 418
Cooper S	120	03/10→11/13						
Cooper S	135	03/10→11/13						
Cooper S	147	01/12→11/13						
Cooper SD	100	02/11→11/13						
Cooper SD	105	02/11→11/13						
John Cooper Works GP	160	09/12→11/13						
One	55	03/09→03/10						
One	55	03/10→11/13						
One	72	03/10→11/13						
One D	66	07/10→11/13						
Cooper	88	10/06→02/12	←	11/06→	2	83.7750-0524.3	331230	L= 523
Cooper S	128	10/06→01/11	→	11/06→	2	83.7751-0417.3	331102	L= 418
Cooper	90	09/09→11/13	←	03/10→	2	83.7750-0524.3	331230	L= 523
One D	66	06/09→07/10	→	03/10→	2	83.7751-0417.3	331102	L= 418
Cooper D	80	11/06→09/10	←	04/07→	2	83.7750-0524.3	331230	L= 523
One	70	11/06→03/10	→	04/07→	2	83.7751-0417.3	331102	L= 418
John Cooper Works	141	11/06→12/11	←	03/08→	2	83.7750-0524.3	331230	L= 523
John Cooper Works	155	11/07→11/13	→	03/08→	2	83.7751-0417.3	331102	L= 418

	kw			 	! #		
<b>MINI - MINI Cabriolet (R52) 07/04→11/07</b>							
 <b>Bremssattel</b>							
Cooper	85	07/04→11/07	←	☐		11.9481-9811.2 220445	ATE Ø 48 - Halter
Cooper S	120	07/04→11/07	←	☐		11.9481-9812.2 220446	ATE Ø 48 - Halter
Cooper S	125	07/04→11/07	←	☐			
One	66	07/04→11/07	→	☐		11.9347-7003.2 220565	ATE Ø 34 - Halter
			→	☐		11.9347-7004.2 220566	ATE Ø 34 - Halter
John Cooper Works	155	07/04→11/07	→	☐		11.9347-7003.2 220565	ATE Ø 34 - Halter
			→	☐		11.9347-7004.2 220566	ATE Ø 34 - Halter
<b>Halter, Bremssattel</b>							
Cooper	85	07/04→11/07	→		2	11.8170-0584.1 260105	ATE
Cooper S	120	07/04→11/07					
Cooper S	125	07/04→11/07					
John Cooper Works	155	07/04→11/07					
One	66	07/04→11/07					
<b>Feder, Bremssattel</b>							
Cooper	85	07/04→11/07			2	11.8116-0274.1 390516	ATE
Cooper S	120	07/04→11/07					
Cooper S	125	07/04→11/07	→		2	11.8116-0340.1 390595	ATE
One	66	07/04→11/07					
John Cooper Works	155	07/04→11/07	→		2	11.8116-0340.1 390595	ATE
<b>Führungshülensatz, Bremssattel</b>							
Cooper	85	07/04→11/07	←			11.0101-5407.2 260011	ATE
Cooper S	120	07/04→11/07					
Cooper S	125	07/04→11/07	→			11.0101-5407.2 260011	ATE
One	66	07/04→11/07					
John Cooper Works	155	07/04→11/07	→			11.0101-5407.2 260011	ATE
<b>Führungsbolzen, Bremssattel</b>							
Cooper	85	07/04→11/07				11.8171-0008.1 990049	ATE
Cooper S	120	07/04→11/07					
Cooper S	125	07/04→11/07					
John Cooper Works	155	07/04→11/07					
One	66	07/04→11/07					
 <b>Bremsschlauch</b>							
Cooper	85	07/04→11/07	←		2	24.5173-0570.3 331364	L= 570
Cooper S	120	07/04→11/07					
Cooper S	125	07/04→11/07	→		2	83.7751-0425.3 331271	L= 425
John Cooper Works	155	07/04→11/07					
One	66	07/04→11/07					
<b>MINI - MINI Cabriolet (R57) 10/07→06/15</b>							
 <b>Bremssattel</b>							
Cooper	85	10/07→06/10	←	☐; 01/09→		24.3541-1843.5 240585	TRW Ø 54 - Halter
Cooper S	128	11/07→07/10	←	☐; 01/09→		24.3541-1844.5 240586	TRW Ø 54 - Halter
			→	☐; 01/09→		24.3367-1711.7 220753	TRW Ø 36 - Halter
			→	☐; 01/09→		24.3367-1712.7 220754	TRW Ø 36 - Halter
Cooper	88	10/07→06/15	←	☐; 01/09→ 06/14		24.3541-1843.5 240585	TRW Ø 54 - Halter
Cooper S	120	10/07→06/15	←	☐; 01/09→ 06/14		24.3541-1844.5 240586	TRW Ø 54 - Halter
			→	☐; 01/09→ 06/14		24.3367-1711.7 220753	TRW Ø 36 - Halter
			→	☐; 01/09→ 06/14		24.3367-1712.7 220754	TRW Ø 36 - Halter
Cooper	90	09/09→06/15	←	☐; 03/10→ 06/14		24.3541-1843.5 240585	TRW Ø 54 - Halter
Cooper S	135	06/09→06/15	←	☐; 03/10→ 06/14		24.3541-1844.5 240586	TRW Ø 54 - Halter
Cooper S	147	06/09→06/15					
One	72	09/09→06/15	→	☐; 03/10→ 06/14		24.3367-1711.7 220753	TRW Ø 36 - Halter
			→	☐; 03/10→ 06/14		24.3367-1712.7 220754	TRW Ø 36 - Halter
Cooper D	82	05/09→11/13	←	☐; 06/10→		24.3541-1843.5 240585	TRW Ø 54 - Halter
			←	☐; 06/10→		24.3541-1844.5 240586	TRW Ø 54 - Halter
			→	☐; 06/10→		24.3367-1711.7 220753	TRW Ø 36 - Halter
			→	☐; 06/10→		24.3367-1712.7 220754	TRW Ø 36 - Halter
Cooper D	82	02/11→05/15	←	☐; → 06/14		24.3541-1843.5 240585	TRW Ø 54 - Halter
			←	☐; → 06/14		24.3541-1844.5 240586	TRW Ø 54 - Halter
			→	☐; → 06/14		24.3367-1711.7 220753	TRW Ø 36 - Halter
			→	☐; → 06/14		24.3367-1712.7 220754	TRW Ø 36 - Halter
↓							

	kw			 	! #		
<b>MINI - MINI Cabriolet (R57) 10/07→06/15</b>							
 <b>Bremssattel</b>							
Cooper SD	105	06/09→05/15	←	☐; 02/11→06/14		24.3541-1843.5 240585	TRW Ø 54 - Halter
			←	☐; 02/11→06/14		24.3541-1844.5 240586	TRW Ø 54 - Halter
			→	☐; 02/11→06/14		24.3367-1711.7 220753	TRW Ø 36 - Halter
			→	☐; 02/11→06/14		24.3367-1712.7 220754	TRW Ø 36 - Halter
<b>Zubehörsatz, Bremssattel</b>							
Cooper	85	10/07→06/10	→	01/09→		24.0101-3803.2 260101	TRW
Cooper S	128	11/07→07/10					
Cooper	88	10/07→06/15	→	01/09→06/14		24.0101-3803.2 260101	TRW
Cooper S	120	10/07→06/15					
Cooper	90	09/09→06/15	→	03/10→06/14		24.0101-3803.2 260101	TRW
Cooper S	135	06/09→06/15					
Cooper S	147	06/09→06/15					
One	72	09/09→06/15					
Cooper D	82	05/09→11/13	→	06/10→		24.0101-3803.2 260101	TRW
Cooper D	82	02/11→05/15	→	→06/14		24.0101-3803.2 260101	TRW
Cooper SD	105	06/09→05/15	→	02/11→06/14		24.0101-3803.2 260101	TRW
 <b>Bremsschlauch</b>							
Cooper	85	10/07→06/10	←	01/09→	2	83.7750-0524.3 331230	L= 523
Cooper S	128	11/07→07/10	→	01/09→	2	83.7751-0417.3 331102	L= 418
Cooper	88	10/07→06/15	←	01/09→06/14	2	83.7750-0524.3 331230	L= 523
Cooper S	120	10/07→06/15	→	01/09→06/14	2	83.7751-0417.3 331102	L= 418
Cooper	90	09/09→06/15	←	03/10→06/14	2	83.7750-0524.3 331230	L= 523
Cooper S	135	06/09→06/15					
Cooper S	147	06/09→06/15	→	03/10→06/14	2	83.7751-0417.3 331102	L= 418
One	72	09/09→06/15					
Cooper D	82	05/09→11/13	←	06/10→	2	83.7750-0524.3 331230	L= 523
			→	06/10→	2	83.7751-0417.3 331102	L= 418
Cooper D	82	02/11→05/15	←	→06/14	2	83.7750-0524.3 331230	L= 523
			→	→06/14	2	83.7751-0417.3 331102	L= 418
Cooper SD	105	06/09→05/15	←	02/11→06/14	2	83.7750-0524.3 331230	L= 523
			→	02/11→06/14	2	83.7751-0417.3 331102	L= 418
John Cooper Works	155	08/08→05/15	←	03/09→06/14	2	83.7750-0524.3 331230	L= 523
			→	03/09→06/14	2	83.7751-0417.3 331102	L= 418
<b>MINI - MINI CLUBMAN (R55) 10/06→06/14</b>							
 <b>Bremssattel</b>							
Cooper	85	03/10→06/14	←	☐		24.3541-1843.5 240585	TRW Ø 54 - Halter
Cooper	88	10/07→12/13	←	☐		24.3541-1844.5 240586	TRW Ø 54 - Halter
Cooper	90	03/10→06/14					
Cooper D	80	10/07→02/10	→	☐		24.3367-1711.7 220753	TRW Ø 36 - Halter
Cooper D	82	03/10→06/14					
Cooper D	82	02/11→06/14	→	☐		24.3367-1712.7 220754	TRW Ø 36 - Halter
Cooper S	120	10/07→02/10					
Cooper S	128	10/07→02/10					
Cooper S	135	03/10→06/14					
Cooper S	147	03/10→06/14					
Cooper SD	100	02/11→06/14					
Cooper SD	105	02/11→06/14					
One	72	03/10→06/14					
One D	66	03/10→06/14					
<b>Zubehörsatz, Bremssattel</b>							
Cooper	85	03/10→06/14	→			24.0101-3803.2 260101	TRW
Cooper	88	10/07→12/13					
Cooper	90	03/10→06/14					
Cooper D	80	10/07→02/10					
Cooper D	82	03/10→06/14					
Cooper D	82	02/11→06/14					
Cooper S	120	10/07→02/10					
Cooper S	128	10/07→02/10					
Cooper S	135	03/10→06/14					
Cooper S	147	03/10→06/14					
Cooper SD	100	02/11→06/14					
Cooper SD	105	02/11→06/14					
One	72	03/10→06/14					
One D	66	03/10→06/14					
			↓				

	kw					! #			
<b>MINI - MINI CLUBMAN (R55) 10/06→06/14</b>									
 <b>Bremsschlauch</b>									
Cooper	85	03/10→06/14	←			2	83.7750-0524.3	331230	L= 523
Cooper	88	10/07→12/13							
Cooper	90	03/10→06/14	→			2	83.7751-0417.3	331102	L= 418
Cooper D	80	10/07→02/10							
Cooper D	82	03/10→06/14							
Cooper D	82	02/11→06/14							
Cooper S	120	10/07→02/10							
Cooper S	128	10/07→02/10							
Cooper S	135	03/10→06/14							
Cooper S	147	03/10→06/14							
Cooper SD	100	02/11→06/14							
Cooper SD	105	02/11→06/14							
John Cooper Works	141	10/08→02/10							
One	72	03/10→06/14							
One D	66	03/10→06/14							
John Cooper Works	155	11/07→06/14	←	03/08→		2	83.7750-0524.3	331230	L= 523
			→	03/08→		2	83.7751-0417.3	331102	L= 418
<b>MINI - MINI CLUBVAN (R55) 12/12→06/14</b>									
 <b>Bremssattel</b>									
Cooper	90	12/12→06/14	←	☐			24.3541-1843.5	240585	TRW Ø 54 - Halter
Cooper D	82	12/12→06/14	←	☐			24.3541-1844.5	240586	TRW Ø 54 - Halter
One	72	12/12→06/14	←	☐			24.3367-1711.7	220753	TRW Ø 36 - Halter
			→	☐			24.3367-1712.7	220754	TRW Ø 36 - Halter
 <b>Bremsschlauch</b>									
Cooper	90	12/12→06/14	←			2	83.7750-0524.3	331230	L= 523
Cooper D	82	12/12→06/14	←						
One	72	12/12→06/14	→			2	83.7751-0417.3	331102	L= 418
<b>MINI - MINI COUNTRYMAN (R60) 01/10→10/16</b>									
 <b>Bremssattel</b>									
Cooper	85	01/10→10/16	←	☐; 09/10→			24.3541-1853.5	240623	TRW Ø 54 - Halter
Cooper	88	01/10→10/16	←	☐; 09/10→			24.3541-1854.5	240624	TRW Ø 54 - Halter
Cooper	90	01/10→10/16	←	☐; 09/10→					
Cooper D	82	01/10→10/16	←	☐; 09/10→					
Cooper D ALL4	82	01/10→09/16	←	☐; 09/10→					
Cooper D ALL4	82	07/10→09/16	←	☐; 09/10→					
One	72	01/10→09/16	←	☐; 09/10→					
One D	66	01/10→10/16	←	☐; 09/10→					
Cooper ALL4	90	11/12→09/16	←	☐; 11/14→			24.3541-1853.5	240623	TRW Ø 54 - Halter
Cooper ALL4	90	11/12→10/16	←	☐; 11/14→			24.3541-1854.5	240624	TRW Ø 54 - Halter
Cooper SD	100	01/10→10/16	←	☐; 02/11→			24.3541-1853.5	240623	TRW Ø 54 - Halter
Cooper SD	105	01/10→10/16	←	☐; 02/11→			24.3541-1854.5	240624	TRW Ø 54 - Halter
Cooper SD ALL4	100	01/10→09/16	←	☐; 02/11→					
Cooper SD ALL4	105	01/10→09/16	←	☐; 02/11→					
<b>MINI - MINI Coupe (R58) 12/10→05/15</b>									
 <b>Bremssattel</b>									
Cooper	85	12/10→04/15	←	☐; 10/11→			24.3541-1843.5	240585	TRW Ø 54 - Halter
Cooper	90	12/10→04/15	←	☐; 10/11→			24.3541-1844.5	240586	TRW Ø 54 - Halter
Cooper S	120	12/10→04/15	←	☐; 10/11→			24.3367-1711.7	220753	TRW Ø 36 - Halter
Cooper S	135	12/10→04/15	→	☐; 10/11→			24.3367-1712.7	220754	TRW Ø 36 - Halter
Cooper S	147	12/10→04/15	→	☐; 10/11→					
Cooper SD	100	12/10→05/15	→	☐; 10/11→					
Cooper SD	105	12/10→05/15	→	☐; 10/11→					
 <b>Bremsschlauch</b>									
Cooper	85	12/10→04/15	←	10/11→		2	83.7750-0524.3	331230	L= 523
Cooper	90	12/10→04/15	←	10/11→					
Cooper S	120	12/10→04/15	→	10/11→		2	83.7751-0417.3	331102	L= 418
Cooper S	135	12/10→04/15	→	10/11→					
Cooper S	147	12/10→04/15	→	10/11→					
Cooper SD	100	12/10→05/15	→	10/11→					
Cooper SD	105	12/10→05/15	→	10/11→					
John Cooper Works	155	12/10→05/15	→	10/11→					
<b>MINI - MINI PACEMAN (R61) 03/12→09/16</b>									
 <b>Bremssattel</b>									
Cooper	88	04/12→09/16	←	☐; 11/12→			24.3541-1853.5	240623	TRW Ø 54 - Halter
Cooper	90	04/12→09/16	←	☐; 11/12→			24.3541-1854.5	240624	TRW Ø 54 - Halter
Cooper D	82	04/12→09/16	←	☐; 11/12→					
Cooper D	82	07/12→09/16	←	☐; 11/12→					



	kw			 	! #			
<b>MINI - MINI PACEMAN (R61) 03/12→09/16</b>								
 <b>Bremssattel</b>								
Cooper D ALL4	82	04/12→09/16	←	☐; 11/12→		24.3541-1853.5	240623	TRW Ø 54 - Halter
Cooper D ALL4	82	03/12→09/16						
Cooper SD	105	03/12→09/16	←	☐; 11/12→		24.3541-1854.5	240624	TRW Ø 54 - Halter
Cooper SD ALL4	100	04/12→09/16						
Cooper SD ALL4	105	04/12→09/16						
Cooper ALL4	90	11/12→09/16	←	☐; 07/14→		24.3541-1853.5	240623	TRW Ø 54 - Halter
Cooper ALL4	90	02/13→09/16	←	☐; 07/14→		24.3541-1854.5	240624	TRW Ø 54 - Halter
<b>MINI - MINI Roadster (R59) 01/11→04/15</b>								
 <b>Bremssattel</b>								
Cooper	85	01/11→04/15	←	☐; 02/12→		24.3541-1843.5	240585	TRW Ø 54 - Halter
Cooper	90	01/11→04/15						
Cooper S	120	01/11→04/15	←	☐; 02/12→		24.3541-1844.5	240586	TRW Ø 54 - Halter
Cooper S	135	01/11→04/15						
Cooper S	147	01/11→04/15	→	☐; 02/12→		24.3367-1711.7	220753	TRW Ø 36 - Halter
Cooper SD	100	01/11→04/15	→	☐; 02/12→		24.3367-1712.7	220754	TRW Ø 36 - Halter
Cooper SD	105	01/11→04/15						
 <b>Bremsschlauch</b>								
Cooper	85	01/11→04/15	←	02/12→	2	83.7750-0524.3	331230	L= 523
Cooper	90	01/11→04/15						
Cooper S	120	01/11→04/15	→	02/12→	2	83.7751-0417.3	331102	L= 418
Cooper S	135	01/11→04/15						
Cooper S	147	01/11→04/15						
Cooper SD	100	01/11→04/15						
Cooper SD	105	01/11→04/15						
John Cooper Works	155	05/11→04/15						
<b>MITSUBISHI - ASX (GA_W_) 01/10→</b>								
 <b>Bremsschlauch</b>								
1.6 MIVEC	85	05/10→	←	☐; 06/10→ 06/12		24.5286-0615.3	331493	L= 615
			→	☐ / innen; 06/10→ 06/12		24.5247-0236.3	331417	L= 235
			→	☐ / innen; 06/10→ 06/12		24.5247-0237.3	331418	L= 235
1.6 MIVEC	86	06/10→	←	☐; → 06/12		24.5286-0615.3	331493	L= 615
1.8	102	02/10→						
1.8 4WD	102	02/10→	→	☐ / innen; → 06/12		24.5247-0236.3	331417	L= 235
1.8 DI-D	85	06/10→						
1.8 DI-D	110	06/10→	→	☐ / innen; → 06/12		24.5247-0237.3	331418	L= 235
1.8 DI-D 4WD	85	06/10→						
1.8 DI-D 4WD	110	06/10→						
2.0 i	110	06/10→						
2.0 i	118	06/10→						
2.0 i 4WD	110	06/10→						
2.0 i 4WD	118	06/10→						
<b>MITSUBISHI - ASX Van (GA_W_) 06/10→</b>								
 <b>Bremsschlauch</b>								
1.8 DI-D 4WD	110	06/10→	←	☐; → 06/12		24.5286-0615.3	331493	L= 615
			→	☐ / innen; → 06/12		24.5247-0236.3	331417	L= 235
			→	☐ / innen; → 06/12		24.5247-0237.3	331418	L= 235
<b>MITSUBISHI - CARISMA (DA_) 07/95→06/06</b>								
 <b>Bremssattel</b>								
1.6 (DA1A)	66	07/95→06/06	←	☐; 03/99→ 06/00		24.3541-1783.5	240269	TRW Ø 54 - Halter
			←	☐; 03/99→ 06/00		24.3541-1784.5	240270	TRW Ø 54 - Halter
			←	☐; 07/00→		24.3541-1785.5	240271	TRW Ø 54 - Halter
			←	☐; 07/00→		24.3541-1786.5	240272	TRW Ø 54 - Halter
			→	☐; 06/99→; + ABS		24.3384-1743.5	240319	TRW Ø 38 - Halter
			→	☐; 06/99→; + ABS		24.3384-1744.5	240320	TRW Ø 38 - Halter
1.6 (DA1A)	70	12/98→06/06	←	☐; 03/99→		24.3541-1783.5	240269	TRW Ø 54 - Halter
1.6 (DA1A)	73	05/97→06/06						
1.9 TD (DA4A)	66	10/96→09/00	←	☐; 03/99→		24.3541-1784.5	240270	TRW Ø 54 - Halter
1.6 (DA1A)	76	09/00→06/06	←	☐		24.3541-1785.5	240271	TRW Ø 54 - Halter
			←	☐		24.3541-1786.5	240272	TRW Ø 54 - Halter
			→	☐; + ABS		24.3384-1743.5	240319	TRW Ø 38 - Halter
			→	☐; + ABS		24.3384-1744.5	240320	TRW Ø 38 - Halter
1.8 (DA2A)	85	07/95→07/97	←	☐		24.3541-1783.5	240269	TRW Ø 54 - Halter
↓								

**MITSUBISHI - CARISMA (DA\_) 07/95→06/06**

**Bremssattel**

1.8 MSX - 16V (DA2A)	103	07/95→07/97	←	☐		24.3541-1784.5	240270	TRW Ø 54 - Halter
1.8 16V GDI (DA2A)	92	09/97→06/06	←	☐; → 08/00		24.3541-1783.5	240269	TRW Ø 54 - Halter
			←	☐; → 08/00		24.3541-1784.5	240270	TRW Ø 54 - Halter
			←	☐; 09/00→		24.3541-1785.5	240271	TRW Ø 54 - Halter
			←	☐; 09/00→		24.3541-1786.5	240272	TRW Ø 54 - Halter
			→	☐; 06/99→; + ABS		24.3384-1743.5	240319	TRW Ø 38 - Halter
			→	☐; 06/99→; + ABS		24.3384-1744.5	240320	TRW Ø 38 - Halter
1.8 GDI (DA2A)	90	10/00→06/06	→	☐; + ABS		24.3384-1743.5	240319	TRW Ø 38 - Halter
			→	☐; + ABS		24.3384-1744.5	240320	TRW Ø 38 - Halter
1.9 DI-D	85	09/00→06/06	←	☐		24.3541-1785.5	240271	TRW Ø 54 - Halter
1.9 DI-D (DA5A)	75	09/00→06/06	←	☐		24.3541-1786.5	240272	TRW Ø 54 - Halter
			→	☐		24.3384-1743.5	240319	TRW Ø 38 - Halter
			→	☐		24.3384-1744.5	240320	TRW Ø 38 - Halter

**Bremsschlauch**

1.6 (DA1A)	66	07/95→06/06	←		2	24.5248-0461.3	330707	L= 460
1.6 (DA1A)	70	12/98→06/06	→		2	24.5249-0416.3	330708	L= 416
1.6 (DA1A)	73	05/97→06/06	→					
1.6 (DA1A)	76	09/00→06/06						
1.8 (DA2A)	85	07/95→07/97						
1.8 16V GDI (DA2A)	92	09/97→06/06						
1.8 GDI (DA2A)	90	10/00→06/06						
1.8 MSX - 16V (DA2A)	103	07/95→07/97						
1.9 DI-D	85	09/00→06/06						
1.9 DI-D (DA5A)	75	09/00→06/06						
1.9 TD (DA4A)	66	10/96→09/00						













**MITSUBISHI - CARISMA Stufenheck (DA\_) 09/96→06/06**














**Bremssattel**














1.3 16V	60	09/00→10/04	←	☐		24.3541-1785.5	240271	TRW Ø 54 - Halter
1.9 DI-D	85	09/00→06/06	←	☐		24.3541-1786.5	240272	TRW Ø 54 - Halter
1.9 DI-D (DA5A)	75	09/00→06/06	→	☐		24.3384-1743.5	240319	TRW Ø 38 - Halter
			→	☐		24.3384-1744.5	240320	TRW Ø 38 - Halter
1.6 (DA1A)	66	09/96→06/06	←	☐; 03/99→ 06/00		24.3541-1783.5	240269	TRW Ø 54 - Halter
			←	☐; 03/99→ 06/00		24.3541-1784.5	240270	TRW Ø 54 - Halter
			←	☐; 07/00→		24.3541-1785.5	240271	TRW Ø 54 - Halter
			←	☐; 07/00→		24.3541-1786.5	240272	TRW Ø 54 - Halter
			→	☐; 06/99→; + ABS		24.3384-1743.5	240319	TRW Ø 38 - Halter
			→	☐; 06/99→; + ABS		24.3384-1744.5	240320	TRW Ø 38 - Halter
1.6 (DA1A)	70	12/98→06/06	←	☐; 03/99→		24.3541-1783.5	240269	TRW Ø 54 - Halter
1.6 (DA1A)	73	05/97→06/06	←	☐; 03/99→		24.3541-1784.5	240270	TRW Ø 54 - Halter
1.9 TD (DA4A)	66	10/96→09/00	←	☐; 03/99→		24.3541-1784.5	240270	TRW Ø 54 - Halter
1.6 (DA1A)	76	09/00→06/06	←	☐		24.3541-1785.5	240271	TRW Ø 54 - Halter
			←	☐		24.3541-1786.5	240272	TRW Ø 54 - Halter
			→	☐; + ABS		24.3384-1743.5	240319	TRW Ø 38 - Halter
			→	☐; + ABS		24.3384-1744.5	240320	TRW Ø 38 - Halter
1.8 (DA2A)	85	09/96→09/97	←	☐		24.3541-1783.5	240269	TRW Ø 54 - Halter
			←	☐		24.3541-1784.5	240270	TRW Ø 54 - Halter
1.8 16V GDI (DA2A)	92	09/97→06/06	←	☐; → 08/00		24.3541-1783.5	240269	TRW Ø 54 - Halter
			←	☐; → 08/00		24.3541-1784.5	240270	TRW Ø 54 - Halter
			←	☐; 09/00→		24.3541-1785.5	240271	TRW Ø 54 - Halter
			←	☐; 09/00→		24.3541-1786.5	240272	TRW Ø 54 - Halter
			→	☐; 06/99→; + ABS		24.3384-1743.5	240319	TRW Ø 38 - Halter
			→	☐; 06/99→; + ABS		24.3384-1744.5	240320	TRW Ø 38 - Halter
1.8 GDI (DA2A)	90	10/00→06/06	→	☐; + ABS		24.3384-1743.5	240319	TRW Ø 38 - Halter
			→	☐; + ABS		24.3384-1744.5	240320	TRW Ø 38 - Halter














**Bremsschlauch**
















1.3 16V	60	09/00→10/04	←		2	24.5248-0461.3	330707	L= 460
↓								














	kW					! #		
<b>MITSUBISHI - CARISMA Stufenheck (DA_) 09/96→06/06</b>								
 <b>Bremsschlauch</b>								
1.6 (DA1A)	66	09/96→06/06	➔			2	24.5249-0416.3 330708	L= 416
1.6 (DA1A)	70	12/98→06/06						
1.6 (DA1A)	73	05/97→06/06						
1.6 (DA1A)	76	09/00→06/06						
1.8 (DA2A)	85	09/96→09/97						
1.8 16V GDI (DA2A)	92	09/97→06/06						
1.8 GDI (DA2A)	90	10/00→06/06						
1.9 DI-D	85	09/00→06/06						
1.9 DI-D (DA5A)	75	09/00→06/06						
1.9 TD (DA4A)	66	10/96→09/00						
<b>MITSUBISHI - COLT V (CJ_, CP_) 09/95→09/03</b>								
 <b>Bremsschlauch</b>								
1.5 16V (CJ2A)	69	10/99→09/03	➔	→ 08/00		2	24.5205-0205.3 330780	L= 205
1600 GLX (CJ4A)	66	05/96→09/00						
1300 (CJ1A)	60	06/00→09/03	➔	09/00→ 06/03		2	24.5205-0205.3 330780	L= 205
1300 GL, GLX (CJ1A)	55	05/96→06/00	➔			2	24.5205-0205.3 330780	L= 205
1600	76	09/00→09/03	➔	→ 06/03		2	24.5205-0205.3 330780	L= 205
<b>MITSUBISHI - COLT VI (Z3_A, Z2_A) 10/02→12/12</b>								
 <b>Bremssattel</b>								
1.1	55	10/04→06/12	←				24.3541-1819.7 220767	TRW Ø 54 - Halter
1.1 LPG	55	10/04→06/12	←				24.3541-1820.7 220768	TRW Ø 54 - Halter
1.3	68	10/04→06/12	←				24.3344-1725.7 220771	TRW Ø 34 - Halter
1.3	70	06/04→06/12	➔				24.3344-1726.7 220772	TRW Ø 34 - Halter
1.3 LPG	70	06/04→06/12	➔					
1.5	80	06/04→06/12	➔					
1.5 (Z27)	72	09/04→02/06						
1.5 DI-D	50	08/04→06/12						
1.5 DI-D	70	08/04→06/12						
1.5 CZT	110	03/05→06/12	➔				24.3344-1725.7 220771	TRW Ø 34 - Halter
1.5 Ralliart R	120	02/10→06/12	➔				24.3344-1726.7 220772	TRW Ø 34 - Halter
1.5 Ralliart R	132	02/10→06/12	➔					
1.5 Turbo (Z23)	113	09/06→06/12	➔	☐; 05/07→			24.3344-1725.7 220771	TRW Ø 34 - Halter
			➔	☐; 05/07→			24.3344-1726.7 220772	TRW Ø 34 - Halter
 <b>Bremsschlauch</b>								
1.1	55	10/04→06/12	←	→ 05/05		2	24.5298-0475.3 331255	L= 474
1.1 LPG	55	10/04→06/12	←					
1.3	68	10/04→06/12	←	05/07→		2	24.5298-0475.3 331255	L= 474
1.3	70	06/04→06/12	←	06/05→ 04/07		2	24.5298-0475.3 331255	L= 474
1.3 LPG	70	06/04→06/12	➔					
1.5	80	06/04→06/12	➔	→ 01/09		2	24.5150-0459.3 331018	L= 459,6
1.5 CZT	110	03/05→06/12	➔					
			➔	02/09→		2	24.5150-0459.3 331018	L= 459,6
1.5 (Z27)	72	09/04→02/06	←	→ 05/05		2	24.5298-0475.3 331255	L= 474
			←	06/05→		2	24.5298-0475.3 331255	L= 474
			➔			2	24.5150-0459.3 331018	L= 459,6
1.5 DI-D	50	08/04→06/12	←	→ 05/05		2	24.5298-0475.3 331255	L= 474
1.5 DI-D	70	08/04→06/12	←	05/07→		2	24.5298-0475.3 331255	L= 474
			←	06/05→ 04/07		2	24.5298-0475.3 331255	L= 474
			➔			2	24.5150-0459.3 331018	L= 459,6
1.5 Ralliart R	120	02/10→06/12	←			2	24.5298-0475.3 331255	L= 474
1.5 Ralliart R	132	02/10→06/12	➔			2	24.5150-0459.3 331018	L= 459,6
1.5 Turbo (Z23)	113	09/06→06/12	←	05/07→		2	24.5298-0475.3 331255	L= 474
			➔	05/07→ 01/09		2	24.5150-0459.3 331018	L= 459,6
			➔	02/09→		2	24.5150-0459.3 331018	L= 459,6
<b>MITSUBISHI - COLT CZC Cabriolet (RG) 05/06→07/09</b>								
 <b>Bremssattel</b>								
1.5	80	05/06→07/09	←	☐			24.3541-1819.7 220767	TRW Ø 54 - Halter
			←	☐			24.3541-1820.7 220768	TRW Ø 54 - Halter
			➔	☐			24.3344-1725.7 220771	TRW Ø 34 - Halter
			➔	☐			24.3344-1726.7 220772	TRW Ø 34 - Halter
1.5 Turbo	110	05/06→07/09	➔	☐			24.3344-1725.7 220771	TRW Ø 34 - Halter
			➔	☐			24.3344-1726.7 220772	TRW Ø 34 - Halter
↓								

	kw				! #			
<b>MITSUBISHI - COLT CZC Cabriolet (RG) 05/06→07/09</b>								
 <b>Bremsschlauch</b>								
1.5 1.5 Turbo	80 110	05/06→07/09 05/06→07/09	← 05/07→ ← → 04/07 →		2 2 2	24.5298-0475.3 24.5298-0475.3 24.5150-0459.3	331255 331255 331018	L= 474 L= 474 L= 459,6
<b>MITSUBISHI - COLT PLUS VI (Z2_W) 08/04→</b>								
 <b>Bremssattel</b>								
1.3	68	08/04→	← □; 10/04→ 06/12 ← □; 10/04→ 06/12 → □; 10/04→ 06/12 → □; 10/04→ 06/12			24.3541-1819.7 24.3541-1820.7 24.3344-1725.7 24.3344-1726.7	220767 220768 220771 220772	TRW Ø 54 - Halter TRW Ø 54 - Halter TRW Ø 34 - Halter TRW Ø 34 - Halter
1.5	77	08/04→	← □; → 06/12 ← □; → 06/12 → □; → 06/12 → □; → 06/12			24.3541-1819.7 24.3541-1820.7 24.3344-1725.7 24.3344-1726.7	220767 220768 220771 220772	TRW Ø 54 - Halter TRW Ø 54 - Halter TRW Ø 34 - Halter TRW Ø 34 - Halter
 <b>Bremsschlauch</b>								
1.3	68	08/04→	← 10/04→ 05/05 ← 05/07→ 06/12 ← 06/05→ 04/07 → 10/04→ 01/09 → 02/09→ 06/12		2 2 2 2 2	24.5298-0475.3 24.5298-0475.3 24.5298-0475.3 24.5150-0459.3 24.5150-0459.3	331255 331255 331255 331018 331018	L= 474 L= 474 L= 474 L= 459,6 L= 459,6
1.5	77	08/04→	← 05/07→ 06/12 ← → 05/05 ← 06/05→ 04/07 → → 01/09 → 02/09→ 06/12		2 2 2 2 2	24.5298-0475.3 24.5298-0475.3 24.5298-0475.3 24.5150-0459.3 24.5150-0459.3	331255 331255 331255 331018 331018	L= 474 L= 474 L= 474 L= 459,6 L= 459,6
<b>MITSUBISHI - GALANT V (E5_A, E7_A, E8_A) 11/92→10/96</b>								
 <b>Bremssattel</b>								
2.5 (E88A) 2.5 V6-24 4WD (E88A)	125 125	11/92→09/96 11/92→08/96	← □ ← □			24.3431-1701.5 24.3431-1702.5	240437 240438	Ø 43 - Halter Ø 43 - Halter
<b>MITSUBISHI - GALANT V Stufenheck (E5_A, E7_A, E8_A) 11/92→12/98</b>								
 <b>Bremssattel</b>								
2.5 V6-24 4WD (E88A)	125	11/92→08/96	← □ ← □			24.3431-1701.5 24.3431-1702.5	240437 240438	Ø 43 - Halter Ø 43 - Halter
<b>MITSUBISHI - GALANT VI (EA_) 06/94→10/04</b>								
 <b>Bremssattel</b>								
2.4 GDI (EA3A)	110	02/99→09/00	← □; 03/99→ 03/00 ← □; 03/99→ 03/00			24.3431-1701.5 24.3431-1702.5	240437 240438	Ø 43 - Halter Ø 43 - Halter
2.5 Type S	151	10/99→10/04	← □; → 02/00 ← □; → 02/00			24.3431-1701.5 24.3431-1702.5	240437 240438	Ø 43 - Halter Ø 43 - Halter
2.5 V6 24V 2.5 V6 24V (EA5A)	206 120	09/96→10/02 09/96→09/00	← □; 12/97→ 03/00 ← □; 12/97→ 03/00			24.3431-1701.5 24.3431-1702.5	240437 240438	Ø 43 - Halter Ø 43 - Halter
 <b>Bremsschlauch</b>								
2.0 (EA2A) 2.4 GDI (EA3A) 2.5 V6 24V (EA5A)	98 106 118	09/00→10/04 09/00→10/04 09/00→10/04	← → 10/03		2	24.5290-0545.3	331063	L= 545
2.0 (EA2A) 2.5 V6 24V 2.5 V6 24V (EA5A)	100 206 120	09/96→09/00 09/96→10/02 09/96→09/00	← 10/96→		2	24.5290-0545.3	331063	L= 545
2.0 GDI 2.5 Type S	107 151	10/99→10/04 10/99→10/04	← → 05/03		2	24.5290-0545.3	331063	L= 545
2.0 TDI (EA6A)	66	09/96→10/04	← 10/96→ 07/01 → 10/96→ 07/01		2 2	24.5290-0545.3 24.5230-0243.3	331063 331155	L= 545 L= 243
2.4 GDI (EA3A)	110	02/99→09/00	← 03/99→		2	24.5290-0545.3	331063	L= 545

	kw			 	! #		
<b>MITSUBISHI - GALANT VI Station Wagon (EA_) 09/96→10/03</b>							
 <b>Bremssattel</b>							
2.4 GDI (EA3W)	110	02/99→10/03	←	☐; 03/99→ 03/00		24.3431-1701.5 240437	Ø 43 - Halter
			←	☐; 03/99→ 03/00		24.3431-1702.5 240438	Ø 43 - Halter
2.5 V6 24V	206	09/96→10/02	←	☐; 12/97→ 03/00		24.3431-1701.5 240437	Ø 43 - Halter
2.5 V6 24V (EA5W)	120	09/96→09/00	←	☐; 12/97→ 03/00		24.3431-1702.5 240438	Ø 43 - Halter
2.8 TD	92	10/96→07/01	←	☐; 12/97→ 03/00		24.3431-1702.5 240438	Ø 43 - Halter
 <b>Bremsschlauch</b>							
2.0 (EA2W)	98	09/00→10/03	←		2	24.5290-0545.3 331063	L= 545
2.4 GDI (EA3W)	106	09/00→10/03	←				
2.5 V6 24V (EA5W)	118	09/00→10/03	←				
2.8 TD	92	10/96→07/01	←				
2.0 (EA2W)	100	09/96→09/00	←	10/96→	2	24.5290-0545.3 331063	L= 545
2.5 V6 24V	206	09/96→10/02	←				
2.5 V6 24V (EA5W)	120	09/96→09/00	←				
2.0 TDI (EA6W)	66	09/96→10/03	←	10/96→ 07/01	2	24.5290-0545.3 331063	L= 545
			→	10/96→ 07/01	2	24.5230-0243.3 331155	L= 243
2.4 GDI (EA3W)	110	02/99→10/03	←	03/99→	2	24.5290-0545.3 331063	L= 545
<b>MITSUBISHI - GALLOPER (JK-01) 09/98→12/03</b>							
 <b>Bremssattel</b>							
2.5 TD	65	09/98→12/03	←	☐; 01/99→		24.3431-1705.5 240365	Ø 43 - Halter
2.5 TD intercooler	73	09/98→12/03	←	☐; 01/99→		24.3431-1706.5 240366	Ø 43 - Halter
3.0 V6	104	09/98→12/03	←	☐; 01/99→		24.3431-1706.5 240366	Ø 43 - Halter
<b>MITSUBISHI - L 200 / TRITON (KA_T, KB_T) 01/04→12/15</b>							
 <b>Bremsschlauch</b>							
2.5 DI-D (16V) 4WD	98	04/07→12/15	←	☐		24.5241-0720.3 331415	L= 720
2.5 DI-D (KA4T)	94	04/10→12/15	←	☐		24.5241-0721.3 331416	L= 720
2.5 DI-D (KA4T)	103	04/10→12/15	←	☐		24.5241-0721.3 331416	L= 720
2.5 DI-D 4WD (KB4T)	103	04/10→12/15	←	☐		24.5241-0721.3 331416	L= 720
2.5 DI-D 4WD (KB4T)	123	10/07→12/15	←	☐		24.5241-0721.3 331416	L= 720
2.5 DI-D 4WD (KB4T)	131	04/10→12/15	←	☐		24.5241-0721.3 331416	L= 720
2.5 DiD (KA4T)	100	11/05→12/15	←	☐; 01/06→		24.5241-0720.3 331415	L= 720
2.5 DI-D 4WD (KB4T)	100	11/05→12/15	←	☐; 01/06→		24.5241-0721.3 331416	L= 720
2.5 DI-D (KA4T)	123	08/07→12/15	←	☐; für Fahrzeuge mit erhöhter Bodenfreiheit		24.5241-0720.3 331415	L= 720
			←	☐; für Fahrzeuge mit erhöhter Bodenfreiheit		24.5241-0721.3 331416	L= 720
2.5 DI-D (KA4T)	131	01/10→12/15	←	☐; 03/13→; für Fahrzeuge mit erhöhter Bodenfreiheit		24.5241-0720.3 331415	L= 720
			←	☐; 03/13→; für Fahrzeuge mit erhöhter Bodenfreiheit		24.5241-0721.3 331416	L= 720
3.2 DI-D 4WD (KB8T)	121	01/07→12/15	←	☐; 04/10→		24.5241-0720.3 331415	L= 720
3.5 4WD (KB9T)	147	05/07→12/15	←	☐; 04/10→		24.5241-0720.3 331415	L= 720
3.5 Flex 4WD (KB9T)	147	09/09→12/15	←	☐; 04/10→		24.5241-0721.3 331416	L= 720
<b>MITSUBISHI - L 200 / TRITON Pritsche/Fahrgestell (KA_T, KB_T) 03/06→12/15</b>							
 <b>Bremsschlauch</b>							
2.4 (KA5T)	94	01/09→12/15	←	☐; 04/10→		24.5241-0720.3 331415	L= 720
2.5 DI-D 4WD (KB4T)	131	09/09→12/15	←	☐; 04/10→		24.5241-0721.3 331416	L= 720
<b>MITSUBISHI - L 200 (K3_T, K2_T, K1_T, K0_T) 01/86→10/96</b>							
 <b>Bremssattel</b>							
1.6 (K11T)	60	04/87→10/96	←	☐; → 05/92		24.3571-1737.5 240387	Ø 57 - Halter
			←	☐; → 05/92		24.3571-1738.5 240388	Ø 57 - Halter
2.0 (K12T, K32T)	75	11/86→08/96	←	☐		24.3571-1737.5 240387	Ø 57 - Halter
			←	☐		24.3571-1738.5 240388	Ø 57 - Halter
2.5 D (K14T)	51	11/86→10/96	←	☐; → 08/96		24.3571-1737.5 240387	Ø 57 - Halter
			←	☐; → 08/96		24.3571-1738.5 240388	Ø 57 - Halter
2.5 TD 4WD (K34T)	64	11/92→08/96	←	☐; 05/93→; für Fahrzeuge mit Servolenkung		24.3431-1705.5 240365	Ø 43 - Halter
			←	☐; 05/93→; für Fahrzeuge mit Servolenkung		24.3431-1706.5 240366	Ø 43 - Halter

	kw			 	! #		
<b>MITSUBISHI - L 200 (K7_T, K6_T) 01/96→12/07</b>							
 <b>Bremssattel</b>							
2.5 TD 4WD (K74T) 2.8 D 4WD	73 71	06/96→12/07 10/96→03/03	←	☐; → 07/01		24.3431-1705.5 240365	Ø 43 - Halter
			←	☐; → 07/01		24.3431-1706.5 240366	Ø 43 - Halter
2.5 TD 4WD (K74T) 2.5 TD 4WD (K74T)	85 98	09/01→12/07 08/01→12/07	←	☐; → 04/06		24.3431-1705.5 240365	Ø 43 - Halter
			←	☐; → 04/06		24.3431-1706.5 240366	Ø 43 - Halter
2.8 D	71	10/96→09/00	←	☐		24.3431-1705.5 240365	Ø 43 - Halter
			←	☐		24.3431-1706.5 240366	Ø 43 - Halter
3.0 3.0 4WD	133 133	08/00→10/06 10/96→10/06	←	☐; 08/01→ 04/06		24.3431-1705.5 240365	Ø 43 - Halter
			←	☐; 08/01→ 04/06		24.3431-1706.5 240366	Ø 43 - Halter
 <b>Bremsschlauch</b>							
2.4 4WD (K75T) 2.4 i	97 97	06/96→12/07 10/96→12/06	←	→ 07/01	2	24.5284-0400.3 331060	L= 400
2.5 TD 4WD (K74T) 2.8 D 4WD	73 71	06/96→12/07 10/96→03/03	←	am Bremssattel / außen; → 07/01	2	24.5260-0155.3 331156	L= 155
2.5 TD 4WD (K74T) 2.5 TD 4WD (K74T)	85 98	09/01→12/07 08/01→12/07	←	am Bremssattel / außen; → 04/06	2	24.5260-0155.3 331156	L= 155
2.8 D	71	10/96→09/00	←	am Bremssattel / außen	2	24.5260-0155.3 331156	L= 155
3.0 3.0 4WD	133 133	08/00→10/06 10/96→10/06	←	am Bremssattel / außen; 08/01→ 04/06	2	24.5260-0155.3 331156	L= 155
<b>MITSUBISHI - L 200 Pritsche/Fahrgestell (K3_T, K0_T, K1_T, K2_T) 01/86→10/96</b>							
 <b>Bremssattel</b>							
2.5 D (K14T)	55	10/86→10/96	←	☐; 11/86→ 08/96		24.3571-1737.5 240387	Ø 57 - Halter
			←	☐; 11/86→ 08/96		24.3571-1738.5 240388	Ø 57 - Halter
<b>MITSUBISHI - L 200 Pritsche/Fahrgestell (K6_T, K7_T) 01/96→12/06</b>							
 <b>Bremsschlauch</b>							
2.4 i	97	10/96→12/06	←	→ 07/01	2	24.5284-0400.3 331060	L= 400
<b>MITSUBISHI - L 300 III Bus (P0_W, P1_W, P2_W) 11/86→12/06</b>							
 <b>Bremssattel</b>							
1.6 (P02W, P12W)	51	11/86→05/04	←	☐; 11/88→ 05/94		24.3571-1737.5 240387	Ø 57 - Halter
			←	☐; 11/88→ 05/94		24.3571-1738.5 240388	Ø 57 - Halter
2.0	82	06/94→05/03	←	☐; → 04/00		24.3571-1737.5 240387	Ø 57 - Halter
			←	☐; → 04/00		24.3571-1738.5 240388	Ø 57 - Halter
2.0 (P03W, P13W) 2.0 (P03W, P13W)	64 66	11/86→05/04 11/86→05/04	←	☐; → 05/94		24.3571-1737.5 240387	Ø 57 - Halter
2.4 (P04W, P14W) 2.5 D (P05W, P15W, P25W)	82 51	11/90→05/04 11/86→05/04	←	☐; → 05/94		24.3571-1738.5 240388	Ø 57 - Halter
2.0 i (P00W, P03W, P13W)	83	06/94→10/98	←	☐		24.3571-1737.5 240387	Ø 57 - Halter
			←	☐		24.3571-1738.5 240388	Ø 57 - Halter
2.4 i 2.4 i 4WD	97 97	09/94→05/04 09/94→02/01	←	☐; → 05/99		24.3571-1737.5 240387	Ø 57 - Halter
2.5 TD 3.0	73 136	09/94→05/04 06/94→05/03	←	☐; → 05/99		24.3571-1738.5 240388	Ø 57 - Halter
2.5 D (P05W, P15W)	55	09/91→09/03	←	☐; 06/94→ 05/99		24.3571-1737.5 240387	Ø 57 - Halter
			←	☐; 06/94→ 05/99		24.3571-1738.5 240388	Ø 57 - Halter
<b>MITSUBISHI - L 300 III Kasten (P0_V, P1_V, P_2V) 11/86→09/13</b>							
 <b>Bremssattel</b>							
2.0 (P03V, P13V) 2.5 D (P05V, P05W, P15V)	64 51	11/86→05/96 11/86→02/06	←	☐; → 05/94		24.3571-1737.5 240387	Ø 57 - Halter
			←	☐; → 05/94		24.3571-1738.5 240388	Ø 57 - Halter
2.0 (P23W, P23V)	82	06/94→05/02	←	☐; → 04/00		24.3571-1737.5 240387	Ø 57 - Halter
			←	☐; → 04/00		24.3571-1738.5 240388	Ø 57 - Halter
2.4 i	97	09/94→02/06	←	☐; → 05/99		24.3571-1737.5 240387	Ø 57 - Halter
			←	☐; → 05/99		24.3571-1738.5 240388	Ø 57 - Halter
2.5 D 2.5 TD 4WD	55 64	09/91→09/03 11/91→05/03	←	☐; 06/94→ 05/99		24.3571-1737.5 240387	Ø 57 - Halter
			←	☐; 06/94→ 05/99		24.3571-1738.5 240388	Ø 57 - Halter

	kw					! #			
<b>MITSUBISHI - L 300 III Pritsche/Fahrgestell (P1_T ) 04/94→04/00</b>									
 <b>Bremssattel</b>									
2.0 (P13T)	85	07/94→04/00	←	☐			24.3571-1737.5	240387	Ø 57 - Halter
			←	☐			24.3571-1738.5	240388	Ø 57 - Halter
2.5 TD (P15T)	64	11/94→04/00	←	☐; → 05/99			24.3571-1737.5	240387	Ø 57 - Halter
			←	☐; → 05/99			24.3571-1738.5	240388	Ø 57 - Halter
<b>MITSUBISHI - L 400 Bus (PD_W, PC_W, PA_V, PB_V, PA_W) 06/94→04/07</b>									
 <b>Bremssattel</b>									
2.0 (PA3W)	83	09/95→10/02	←	☐; 06/96→; + ABS; für Fahrzeuge mit verstärkter Bremse			24.3431-1705.5	240365	Ø 43 - Halter
			←	☐; 06/96→; + ABS; für Fahrzeuge mit verstärkter Bremse			24.3431-1706.5	240366	Ø 43 - Halter
2.4	94	09/96→06/05	←	☐			24.3431-1705.5	240365	Ø 43 - Halter
2.4 4WD	94	09/96→06/05	←	☐			24.3431-1705.5	240365	Ø 43 - Halter
2.4 i 4WD (PD4V/W)	97	05/95→05/00	←	☐			24.3431-1706.5	240366	Ø 43 - Halter
2.5 TD 4WD (PD5V/W)	73	05/95→05/00	←	☐			24.3431-1706.5	240366	Ø 43 - Halter
2.4	97	05/95→10/02	←	☐; 06/96→			24.3431-1705.5	240365	Ø 43 - Halter
			←	☐; 06/96→			24.3431-1706.5	240366	Ø 43 - Halter
<b>MITSUBISHI - L 400 Kasten (PD_W, PC_W, PB_V, PA_W, PA_V) 12/94→04/07</b>									
 <b>Bremssattel</b>									
2.0 (PA3W)	83	12/94→10/02	←	☐; 06/96→; + ABS; für Fahrzeuge mit verstärkter Bremse			24.3431-1705.5	240365	Ø 43 - Halter
			←	☐; 06/96→; + ABS; für Fahrzeuge mit verstärkter Bremse			24.3431-1706.5	240366	Ø 43 - Halter
2.4	97	06/96→10/02	←	☐			24.3431-1705.5	240365	Ø 43 - Halter
			←	☐			24.3431-1706.5	240366	Ø 43 - Halter
<b>MITSUBISHI - LANCER VI (CJ-CP_) 09/95→08/03</b>									
 <b>Bremsschlauch</b>									
1.3 12V (CK1A)	55	12/95→08/03	→	05/96→ 07/01	2	24.5205-0205.3	330780	L= 205	
1.6 16V (CK4A)	66	12/95→08/03	→						
1.5 16V (CK2A)	69	10/99→08/03	→	→ 08/00	2	24.5205-0205.3	330780	L= 205	
<b>MITSUBISHI - LANCER VI Coupe (CJ_A, CE) 07/96→09/04</b>									
 <b>Bremsschlauch</b>									
1.5 16V	63	07/96→09/04	→	→ 08/00	2	24.5205-0205.3	330780	L= 205	
<b>MITSUBISHI - LANCER VII (CS_A, CT_A) 03/00→08/13</b>									
 <b>Bremssattel</b>									
EVO VIII - 260 (CT9A)	195	03/04→07/05	←	☐			24.3431-1701.5	240437	Ø 43 - Halter
			←	☐			24.3431-1702.5	240438	Ø 43 - Halter
 <b>Bremsschlauch</b>									
1.3	60	09/03→	←	→ 03/07	2	24.5286-0545.3	331250	L= 545	
1.5	63	05/06→							
1.5 LPG	63	05/06→							
1.6 (CS3A)	72	09/03→							
2.0	92	08/05→							
2.0 (CS9A)	99	12/03→							
2.4 iVRX	115	08/05→							
2.0	85	08/03→04/06	←	12/03→	2	24.5286-0545.3	331250	L= 545	
2.0 CNG	85	08/03→04/06	←						
2.0 GDi	92	09/03→	←	12/03→ 03/07	2	24.5286-0545.3	331250	L= 545	
2.0 i	113	10/07→	←	☐			24.5286-0615.3	331493	L= 615
			→	☐ / innen			24.5247-0236.3	331417	L= 235
			→	☐ / innen			24.5247-0237.3	331418	L= 235
EVO IX (CT9A)	206	01/05→09/07	←	01/06→ 08/07	2	24.5286-0545.3	331250	L= 545	
EVO IX (CT9A)	213	08/05→09/06	←		2	24.5286-0545.3	331250	L= 545	
<b>MITSUBISHI - LANCER VII Kombi (CS_W, CT_W) 09/03→10/08</b>									
 <b>Bremsschlauch</b>									
1.6	72	09/03→10/08	←	→ 03/07	2	24.5286-0545.3	331250	L= 545	
2.0	92	08/05→10/08							
2.0	99	09/03→12/07							
2.4 GDI	98	09/03→10/08							

	kW					! #			
<b>MITSUBISHI - LANCER VIII (CY_A, CZ_A) 03/07→</b>									
 <b>Bremsschlauch</b>									
1.5	80	06/08→	←	☐			24.5286-0615.3	331493	L= 615
1.5 Bifuel	80	02/10→	→	☐ / innen			24.5247-0236.3	331417	L= 235
1.6 MIVEC	86	05/10→	→	☐ / innen			24.5247-0237.3	331418	L= 235
1.8	103	05/10→							
1.8	105	02/08→							
1.8 Bifuel	105	01/10→							
1.8 DI-D	85	05/10→							
1.8 DI-D (CY9A)	110	06/10→							
1.8 Flexfuel	103	03/09→							
1.8 Flexfuel (CY3A)	105	01/10→							
2.0	108	01/09→							
2.0	115	04/08→							
2.0 DI-D	103	01/08→							
2.0 i	113	01/09→							
2.0 i	118	10/09→							
2.0 i Ralliart 4WD (CY4A)	177	10/08→							
2.0 i 4WD	113	03/07→	←	☐; 10/07→			24.5286-0615.3	331493	L= 615
			→	☐ / innen; 10/07→			24.5247-0236.3	331417	L= 235
			→	☐ / innen; 10/07→			24.5247-0237.3	331418	L= 235
<b>MITSUBISHI - LANCER VIII Sportback (CX_A) 10/07→</b>									
 <b>Bremssattel</b>									
2.0 Ralliart	184	08/11→	←	☐			24.3431-1701.5	240437	Ø 43 - Halter
2.0 Ralliart 4WD (CX4A)	177	10/08→	←	☐			24.3431-1702.5	240438	Ø 43 - Halter
 <b>Bremsschlauch</b>									
1.5	80	06/08→	←	☐			24.5286-0615.3	331493	L= 615
1.5 Bifuel	80	03/10→	→	☐ / innen			24.5247-0236.3	331417	L= 235
1.6 MIVEC	86	05/10→	→	☐ / innen			24.5247-0237.3	331418	L= 235
1.8 (CX3A)	105	06/08→							
1.8 Bifuel	105	02/10→							
1.8 DI-D	85	05/10→							
1.8 DI-D (CX9A)	110	06/10→							
1.8 Flex	103	03/09→							
1.8 MIVEC	103	03/09→							
2.0 DI-D	103	06/08→							
2.0 Ralliart	184	08/11→	←	☐			24.5286-0600.3	331173	L= 600
2.0 Ralliart 4WD (CX4A)	177	10/08→	←	☐			24.5286-0601.3	331174	L= 600
			→	☐ / innen			24.5247-0275.3	331244	L= 275
<b>MITSUBISHI - MIRAGE Schrägheck (CJ_A) 09/95→07/03</b>									
 <b>Bremsschlauch</b>									
1.3	55	09/95→07/03	→	05/96→ 08/00		2	24.5205-0205.3	330780	L= 205
1.6	84	09/99→07/03	→	09/00→ 06/03		2	24.5205-0205.3	330780	L= 205
1.6	128	09/95→08/99	→	05/96→		2	24.5205-0205.3	330780	L= 205
<b>MITSUBISHI - MIRAGE Stufenheck (CK_A) 09/95→07/03</b>									
 <b>Bremsschlauch</b>									
1.5 (CK2A)	81	09/95→08/99	→	05/96→		2	24.5205-0205.3	330780	L= 205
<b>MITSUBISHI - OUTLANDER I (CU_W) 03/01→12/06</b>									
 <b>Bremssattel</b>									
2.0 (CU2W)	100	05/03→10/06	←	☐			24.3431-1701.5	240437	Ø 43 - Halter
2.0 4WD (CU2W)	93	05/03→10/06	←	☐			24.3431-1702.5	240438	Ø 43 - Halter
2.0 4WD (CU2W)	100	05/03→10/06	←	☐					
2.0 Turbo 4WD (CU2W)	148	04/04→10/06							
2.4 4WD	102	05/03→10/06							
2.4 4WD (CU5W)	118	11/03→10/06							
2.4 4WD (CU5W)	119	05/03→10/06							
2.0 Turbo-R 4WD	177	01/02→10/06	←	☐; 05/03→			24.3431-1701.5	240437	Ø 43 - Halter
			←	☐; 05/03→			24.3431-1702.5	240438	Ø 43 - Halter
2.4 4WD	121	10/05→12/06	←	☐; → 10/06			24.3431-1701.5	240437	Ø 43 - Halter
2.4 GDI 4WD	121	01/05→12/06	←	☐; → 10/06			24.3431-1702.5	240438	Ø 43 - Halter
2.4 HDD Mivec (CU5W)	118	03/01→12/06	←	☐; 07/03→ 10/06			24.3431-1701.5	240437	Ø 43 - Halter
			←	☐; 07/03→ 10/06			24.3431-1702.5	240438	Ø 43 - Halter



**MITSUBISHI - OUTLANDER II (CW\_W) 11/06→12/12**

**Bremssattel**

2.0	108	11/06→11/12	←	☐		24.3431-1701.5	240437	∅ 43 - Halter
2.0 4WD	108	11/06→11/12						
2.0 DI-D	103	02/07→11/12	←	☐		24.3431-1702.5	240438	∅ 43 - Halter
2.2 DI-D	130	11/06→11/12						
2.2 DI-D 4WD	103	09/10→11/12						
2.2 DI-D 4WD	115	08/07→11/12						
2.2 DI-D 4WD	130	11/06→11/12						
2.4	125	11/06→11/12						
2.4 4WD	125	09/07→11/12						
2.4 Flex 4WD	125	09/07→11/12						
3.0 4WD	162	11/06→11/12						
3.0 4WD	177	10/09→11/12						
3.0 FWD	162	11/06→11/12						

**Bremsschlauch**

2.0	108	11/06→11/12	←	☐; → 03/10		24.5286-0600.3	331173	L= 600
2.0 4WD	108	11/06→11/12	←	☐; → 03/10		24.5286-0601.3	331174	L= 600
			→	☐; → 03/10		24.5247-0236.3	331417	L= 235
			→	☐; → 03/10		24.5247-0237.3	331418	L= 235
2.0 DI-D	103	02/07→11/12	←	☐		24.5286-0600.3	331173	L= 600
2.2 DI-D 4WD	115	08/07→11/12	←	☐		24.5286-0601.3	331174	L= 600
3.0 4WD	162	11/06→11/12	←	☐		24.5286-0601.3	331174	L= 600
3.0 4WD	177	10/09→11/12	→	innen	2	24.5247-0275.3	331244	L= 275
3.0 FWD	162	11/06→11/12						
2.2 DI-D	130	11/06→11/12	←	☐		24.5286-0600.3	331173	L= 600
2.2 DI-D 4WD	103	09/10→11/12	←	☐		24.5286-0601.3	331174	L= 600
2.2 DI-D 4WD	130	11/06→11/12	←	☐		24.5286-0601.3	331174	L= 600
2.4 Flex 4WD	125	09/07→11/12	→	innen	2	24.5247-0275.3	331244	L= 275

**MITSUBISHI - OUTLANDER III (GG\_W, GF\_W, ZJ) 08/12→**

**Bremssattel**

2.0 (GF2W)	107	10/12→	←	☐		24.3431-1701.5	240437	∅ 43 - Halter
2.0 (GF7W)	110	08/12→						
2.0 4WD (GF2W)	107	10/12→	←	☐		24.3431-1702.5	240438	∅ 43 - Halter
2.0 4WD (GF7W)	110	08/12→						
2.0 Hybrid 4WD (GG2W)	87	01/14→						
2.0 Hybrid 4WD (GG2W)	89	12/12→						
2.0 Hybrid 4WD (GG2W)	139	12/12→						
2.2 Di-D (GF6W)	110	08/12→						
2.2 Di-D 4WD (GF6W)	110	08/12→						















**MITSUBISHI - PAJERO II (V3\_W, V2\_W, V4\_W) 12/90→10/99**












**Bremssattel**















2.4 (V21W, V21C)	82	04/91→10/99	←	☐		24.3431-1705.5	240365	∅ 43 - Halter
2.5 TD 4WD (V24C, V24W)	73	12/90→10/99	←	☐		24.3431-1706.5	240366	∅ 43 - Halter
2.5 TDiC (V44W, V24W)	73	03/91→08/99	→	☐		24.3431-1703.5	240363	∅ 43 - Halter
2.8 D 4WD (V46W, V26W)	71	11/93→07/97	→	☐		24.3431-1704.5	240364	∅ 43 - Halter
2.8 TD (V46W, V26W)	92	06/94→10/99						
3.0 V6 24V (V43W, V23W)	130	06/97→10/99						
3.0 V6 24V (V43W, V23W)	133	06/94→05/97						
3.0 V6 4WD (V23W, V43W, V23C)	110	12/90→12/95						
3.5 V6 24V (V25W, V45W)	153	06/94→10/99	→	☐		24.3431-1703.5	240363	∅ 43 - Halter
3.5 V6 24V (V45W, V25W)	143	07/97→10/99	→	☐		24.3431-1704.5	240364	∅ 43 - Halter














**Bremsschlauch**














2.4 (V21W, V21C)	82	04/91→10/99	←	06/96→	2	24.5284-0400.3	331060	L= 400
2.5 TD 4WD (V24C, V24W)	73	12/90→10/99	→	innen	2	24.5159-0195.3	331153	L= 195
2.5 TDiC (V44W, V24W)	73	03/91→08/99						
2.8 D 4WD (V46W, V26W)	71	11/93→07/97						
2.8 TD (V46W, V26W)	92	06/94→10/99						
3.0 V6 24V (V43W, V23W)	133	06/94→05/97						
3.5 V6 24V (V25W, V45W)	153	06/94→10/99						
2.6 4WD	76	03/91→10/97	←	→ 05/94	2	24.5260-0155.3	331156	L= 155
3.0 V6 24V (V43W, V23W)	130	06/97→10/99	←		2	24.5284-0400.3	331060	L= 400
↓								

	kW					! #		
<b>MITSUBISHI - PAJERO II (V3_W, V2_W, V4_W) 12/90→10/99</b>								
 <b>Bremsschlauch</b>								
3.5 V6 24V (V45W, V25W)	143	07/97→10/99	➔	innen	2	24.5159-0195.3	331153	L= 195
3.0 V6 4WD (V23W, V43W, V23C)	110	12/90→12/95	➔	innen	2	24.5159-0195.3	331153	L= 195
<b>MITSUBISHI - PAJERO II (V3_W) 04/00→09/07</b>								
 <b>Bremsschlauch</b>								
3.2 DiD 4WD	121	04/00→09/07	➔		2	24.5286-0660.3	331252	L= 660
			➔		2	24.5286-0540.3	331249	L= 540
<b>MITSUBISHI - PAJERO II Canvas Top (V2_W, V4_W) 12/90→04/00</b>								
 <b>Bremssattel</b>								
2.4 (V41W, V21W, V21C)	82	04/91→04/00	➔	☐; → 03/00		24.3431-1705.5	240365	Ø 43 - Halter
2.5 TD 4WD (V24C, V24W)	73	12/90→04/00	➔	☐; → 03/00		24.3431-1706.5	240366	Ø 43 - Halter
3.0 V6 24V (V23C)	130	06/94→04/00	➔	☐; → 03/00		24.3431-1703.5	240363	Ø 43 - Halter
3.0 V6 24V (V23W, V23C)	133	06/94→04/00	➔	☐; → 03/00		24.3431-1704.5	240364	Ø 43 - Halter
3.0 V6 (V23W, v43W, V23C)	110	12/90→12/95	➔	☐		24.3431-1705.5	240365	Ø 43 - Halter
			➔	☐		24.3431-1706.5	240366	Ø 43 - Halter
			➔	☐		24.3431-1703.5	240363	Ø 43 - Halter
			➔	☐		24.3431-1704.5	240364	Ø 43 - Halter
 <b>Bremsschlauch</b>								
1.8 GDI	96	06/98→04/00	➔	10/99→	2	24.5286-0485.3	331172	L= 495
			➔	am Bremssattel / außen; 10/99→	2	24.5160-0215.3	331154	L= 215
			➔	innen; 10/99→	2	24.5279-0225.3	331163	L= 225
2.4 (V41W, V21W, V21C)	82	04/91→04/00	➔	06/96→ 03/00	2	24.5284-0400.3	331060	L= 400
2.5 TD 4WD (V24C, V24W)	73	12/90→04/00	➔	innen; → 03/00	2	24.5159-0195.3	331153	L= 195
3.0 V6 24V (V23C)	130	06/94→04/00						
3.0 V6 24V (V23W, V23C)	133	06/94→04/00						
3.0 V6 (V23W, v43W, V23C)	110	12/90→12/95	➔	innen	2	24.5159-0195.3	331153	L= 195
<b>MITSUBISHI - PAJERO III (V7_W, V6_W) 01/99→01/07</b>								
 <b>Bremsschlauch</b>								
2.5 TDi	73	04/00→12/06	➔		2	24.5286-0660.3	331252	L= 660
2.5 TDi	85	09/01→12/06						
3.2 Di-D	121	04/00→10/01	➔		2	24.5286-0540.3	331249	L= 540
3.2 Di-D (V68W)	118	04/00→12/06	➔	10/01→ 08/06	2	24.5286-0660.3	331252	L= 660
			➔	10/01→ 08/06	2	24.5286-0540.3	331249	L= 540
3.5	149	04/00→01/07	➔	→ 08/06	2	24.5286-0660.3	331252	L= 660
3.8 (V67W)	184	03/03→01/07	➔	→ 08/06	2	24.5286-0540.3	331249	L= 540
<b>MITSUBISHI - PAJERO III Geländewagen offen (V6_W, V7_W) 04/00→12/06</b>								
 <b>Bremsschlauch</b>								
2.5 TDi (V64W, V74W)	73	04/00→12/06	➔		2	24.5286-0660.3	331252	L= 660
2.5 TDi (V64W, V74W)	85	09/01→12/06						
2.8 TD 4WD	92	05/00→07/02	➔		2	24.5286-0540.3	331249	L= 540
3.2 Di-D (V68W, V78W)	121	04/00→12/06						
3.5 i 4WD	140	05/00→04/04						
3.2 Di-D (V68W, V78W)	118	10/01→12/06	➔	→ 08/06	2	24.5286-0660.3	331252	L= 660
3.5 GDi 4WD (V75W)	125	10/01→12/06						
3.5 i	160	09/03→10/06	➔	→ 08/06	2	24.5286-0540.3	331249	L= 540
3.5 V6 GDI (V65W, V75W)	149	04/00→12/06						
3.8 i 4WD	149	09/03→10/06						
<b>MITSUBISHI - PAJERO IV (V8_W, V9_W) 11/06→</b>								
 <b>Bremsschlauch</b>								
3.0 4WD	131	02/07→	➔		2	24.5286-0660.3	331252	L= 660
			➔		2	24.5286-0556.3	331251	L= 555
3.2 DI-D	121	01/10→	➔		2	24.5286-0660.3	331252	L= 660
↓								

	kW					! #		
<b>MITSUBISHI - PAJERO IV (V8_W, V9_W) 11/06→</b>								
 <b>Bremsschlauch</b>								
3.2 DI-D	121	01/10→	➡	für Motornummer: V88W	2	24.5286-0540.3	331249	L= 540
3.2 DI-D (V88W, V98W)	118	02/07→	⬅		2	24.5286-0660.3	331252	L= 660
			➡		2	24.5286-0540.3	331249	L= 540
			➡	für Motornummer: V98W	2	24.5286-0556.3	331251	L= 555
3.2 DI-D (V88W, V98W)	125	02/07→	⬅		2	24.5286-0660.3	331252	L= 660
			➡	für Motornummer: V88W	2	24.5286-0540.3	331249	L= 540
			➡	für Motornummer: V98W	2	24.5286-0556.3	331251	L= 555
3.2 DI-D 4WD	149	01/12→	⬅		2	24.5286-0660.3	331252	L= 660
			➡		2	24.5286-0540.3	331249	L= 540
3.2 DI-D 4WD (V98W, V88W)	147	01/09→	⬅		2	24.5286-0660.3	331252	L= 660
			➡		2	24.5286-0540.3	331249	L= 540
3.8 V6	182	02/10→	⬅		2	24.5286-0556.3	331251	L= 555
			➡		2	24.5286-0556.3	331251	L= 555
3.2 DI-D 4WD (V98W)	140	02/07→	⬅	01/09→	2	24.5286-0660.3	331252	L= 660
			⬅		2	24.5286-0660.3	331252	L= 660
			➡	01/09→	2	24.5286-0540.3	331249	L= 540
			➡		2	24.5286-0556.3	331251	L= 555
3.8 V6 (V87W, V97W)	184	02/07→	⬅		2	24.5286-0540.3	331249	L= 540
			⬅		2	24.5286-0660.3	331252	L= 660
			➡	für Motornummer: V97W	2	24.5286-0556.3	331251	L= 555
<b>MITSUBISHI - PAJERO IV Van (V90, V80, V8_V) 11/06→</b>								
 <b>Bremsschlauch</b>								
3.2 DI-D	118	11/06→	⬅	02/07→	2	24.5286-0660.3	331252	L= 660
			➡	02/07→	2	24.5286-0540.3	331249	L= 540
			➡	02/07→; für Motornummer: V98W	2	24.5286-0556.3	331251	L= 555
3.2 DI-D 4WD	140	02/07→	⬅		2	24.5286-0660.3	331252	L= 660
			➡		2	24.5286-0540.3	331249	L= 540
3.2 TD 4WD	147	01/10→	⬅		2	24.5286-0660.3	331252	L= 660
			➡		2	24.5286-0540.3	331249	L= 540
<b>MITSUBISHI - PAJERO CLASSIC (V2_W) 06/02→</b>								
 <b>Bremsschlauch</b>								
2.5 TD	85	07/02→	⬅	→ 01/07	2	24.5286-0660.3	331252	L= 660
			➡	→ 01/07	2	24.5286-0540.3	331249	L= 540
3.0	131	09/06→	⬅	02/07→	2	24.5286-0660.3	331252	L= 660
			➡	02/07→	2	24.5286-0556.3	331251	L= 555
3.2 DiD	125	09/06→	⬅	02/07→	2	24.5286-0660.3	331252	L= 660
			➡	02/07→; für Motornummer: V88W	2	24.5286-0540.3	331249	L= 540
			➡	02/07→; für Motornummer: V98W	2	24.5286-0556.3	331251	L= 555
3.8 Allrad	184	09/06→	⬅	02/07→	2	24.5286-0660.3	331252	L= 660
			➡	02/07→; für Motornummer: V97W	2	24.5286-0556.3	331251	L= 555
<b>MITSUBISHI - PAJERO PININ (H6_W, H7_W) 03/99→06/07</b>								
 <b>Bremsschlauch</b>								
1.8 (H76W, H66W)	84	11/01→06/07	⬅	→ 02/05	2	24.5286-0485.3	331172	L= 495
			➡	am Bremssattel / außen; → 02/05	2	24.5160-0215.3	331154	L= 215
			➡	innen; → 02/05	2	24.5279-0225.3	331163	L= 225
2.0 GDI (H67W, H77W)	95	10/00→06/07	⬅		2	24.5286-0485.3	331172	L= 495
			➡	am Bremssattel / außen	2	24.5160-0215.3	331154	L= 215
			➡	innen	2	24.5279-0225.3	331163	L= 225
1.8 GDI (H66W)	88	10/99→10/01	⬅		2	24.5286-0485.3	331172	L= 495
			➡	am Bremssattel / außen	2	24.5160-0215.3	331154	L= 215
			➡	innen	2	24.5279-0225.3	331163	L= 225

	kw					! #		
<b>MITSUBISHI - PAJERO SPORT I (K7_, K9_) 07/96→</b>								
 <b>Bremssattel</b>								
2.5 TD (K94W)	73	11/98→	←	☐; → 02/09		24.3431-1705.5	240365	Ø 43 - Halter
2.5 TD (K94W)	85	07/02→	←	☐; → 02/09		24.3431-1706.5	240366	Ø 43 - Halter
2.5 TD (K94W)	98	08/03→	←					
2.8 TDi	87	11/98→	←	☐		24.3431-1705.5	240365	Ø 43 - Halter
2.8 TDi	92	11/98→10/03	←	☐		24.3431-1706.5	240366	Ø 43 - Halter
 <b>Bremsschlauch</b>								
1.8 4WD	84	03/01→02/05	←	11/01→	2	24.5286-0485.3	331172	L= 495
			→	am Bremssattel / außen; 11/01→	2	24.5160-0215.3	331154	L= 215
			→	innen; 11/01→	2	24.5279-0225.3	331163	L= 225
2.5 TD (K94W)	73	11/98→	←	innen; → 02/09	2	24.5158-0164.3	331152	L= 165
2.5 TD (K94W)	85	07/02→	←	am Bremssattel / außen; → 02/09	2	24.5284-0400.3	331060	L= 400
2.5 TD (K94W)	98	08/03→	←					
2.8 TDi	87	11/98→	→	innen; → 02/09	2	24.5159-0195.3	331153	L= 195
3.0 V6 (K96W)	123	03/03→						
3.0 V6 (K96W)	125	06/00→						
2.8 TDi	92	11/98→10/03	←	innen	2	24.5158-0164.3	331152	L= 165
			←	am Bremssattel / außen	2	24.5284-0400.3	331060	L= 400
			→	innen	2	24.5159-0195.3	331153	L= 195
3.0 4WD	129	09/96→12/01	←	innen; 08/98→	2	24.5158-0164.3	331152	L= 165
			←	am Bremssattel / außen; 08/98→	2	24.5284-0400.3	331060	L= 400
			→	innen; 08/98→	2	24.5159-0195.3	331153	L= 195
3.0 V6 (K96W)	130	11/98→	←	innen; → 09/01	2	24.5158-0164.3	331152	L= 165
			←	am Bremssattel / außen; → 09/01	2	24.5284-0400.3	331060	L= 400
			→	innen; → 09/01	2	24.5159-0195.3	331153	L= 195
<b>MITSUBISHI - PAJERO SPORT II (KH_, KG_) 07/08→</b>								
 <b>Bremssattel</b>								
2.5 TD	98	09/08→	←	☐; → 02/09		24.3431-1705.5	240365	Ø 43 - Halter
			←	☐; → 02/09		24.3431-1706.5	240366	Ø 43 - Halter
 <b>Bremsschlauch</b>								
2.4	94	07/08→	←	☐; 11/09→		24.5241-0720.3	331415	L= 720
2.5 DI-D	131	07/08→	←	☐; 11/09→		24.5241-0721.3	331416	L= 720
2.5 DI-D 4WD (KH4W)	131	07/08→						
3.0 4WD	162	09/08→						
3.2 DI-D	121	07/08→						
3.2 DI-D 4WD	118	07/08→						
2.5 TD	98	09/08→	←	innen; → 02/09	2	24.5158-0164.3	331152	L= 165
			←	am Bremssattel / außen; → 02/09	2	24.5284-0400.3	331060	L= 400
			→	innen; → 02/09	2	24.5159-0195.3	331153	L= 195
3.5 V6 24V	153	09/08→	←	☐		24.5241-0720.3	331415	L= 720
			←	☐		24.5241-0721.3	331416	L= 720
<b>MITSUBISHI - PAJERO SPORT VAN I (K90) 12/99→01/08</b>								
 <b>Bremssattel</b>								
2.5 TD	85	12/99→01/08	←	☐; 07/02→		24.3431-1705.5	240365	Ø 43 - Halter
			←	☐; 07/02→		24.3431-1706.5	240366	Ø 43 - Halter
 <b>Bremsschlauch</b>								
2.5 TD	85	12/99→01/08	←	innen; 07/02→	2	24.5158-0164.3	331152	L= 165
			←	am Bremssattel / außen; 07/02→	2	24.5284-0400.3	331060	L= 400
			→	innen; 07/02→	2	24.5159-0195.3	331153	L= 195
3.0 V6	125	12/99→01/08	←	innen; 06/00→	2	24.5158-0164.3	331152	L= 165
			←	am Bremssattel / außen; 06/00→	2	24.5284-0400.3	331060	L= 400
			→	innen; 06/00→	2	24.5159-0195.3	331153	L= 195
<b>MITSUBISHI - SANTAMO 03/99→12/04</b>								
 <b>Bremssattel</b>								
2.0 16V	102	05/99→12/04	←	☐		24.3541-1815.5	240383	SUM Ø 54 - Halter
↓								

	kw					! #		
<b>MITSUBISHI - SANTAMO 03/99→12/04</b>								
 <b>Bremssattel</b>								
2.0 16V 4WD	102	05/99→12/04	←	☐		24.3541-1816.5	240384	SUM Ø 54 - Halter
<b>MITSUBISHI - SPACE RUNNER (N1_W, N2_W) 10/91→08/99</b>								
 <b>Bremssattel</b>								
1.8 (N11W)	85	06/96→08/99	←	☐		24.3541-1815.5	240383	SUM Ø 54 - Halter
1.8 (N11W)	90	10/91→08/99	←	☐		24.3541-1816.5	240384	SUM Ø 54 - Halter
1.8 4WD (N21W)	85	06/96→08/99	←	☐		24.3541-1816.5	240384	SUM Ø 54 - Halter
1.8 4WD (N21W)	90	10/91→08/99	←	☐				
2.0 TD (N18W)	60	10/92→08/99	←	☐				
<b>MITSUBISHI - SPACE RUNNER (N6_W) 08/99→01/03</b>								
 <b>Bremssattel</b>								
2.0 (N63W)	100	08/99→08/02	←	☐; 09/99→ 04/00		24.3431-1701.5	240437	Ø 43 - Halter
2.4 GDI	108	08/99→08/02	←	☐; 09/99→ 04/00		24.3431-1702.5	240438	Ø 43 - Halter
2.4 GDI	110	08/99→01/03	←	☐; 09/99→ 04/00		24.3431-1702.5	240438	Ø 43 - Halter
<b>MITSUBISHI - SPACE STAR Großraumlimousine (DG_A) 06/98→12/04</b>								
 <b>Bremssattel</b>								
1.3 16V (DG1A)	60	09/00→12/04	←	☐		24.3541-1783.5	240269	TRW Ø 54 - Halter
1.3 16V (DG1A)	61	12/98→12/04	←	☐		24.3541-1784.5	240270	TRW Ø 54 - Halter
1.8 GDI (DG5A)	87	06/98→12/04	←	☐		24.3541-1784.5	240270	TRW Ø 54 - Halter
1.8 GDI (DG5A)	90	06/98→12/04	→	☐; + ABS		24.3384-1743.5	240319	TRW Ø 38 - Halter
1.8 MPI	82	10/02→12/04	→	☐; + ABS		24.3384-1744.5	240320	TRW Ø 38 - Halter
1.3 16V (DG1A)	63	06/98→12/04	←	☐; → 07/00		24.3541-1783.5	240269	TRW Ø 54 - Halter
			←	☐; → 07/00		24.3541-1784.5	240270	TRW Ø 54 - Halter
			→	☐; → 07/00; + ABS		24.3384-1743.5	240319	TRW Ø 38 - Halter
			→	☐; → 07/00; + ABS		24.3384-1744.5	240320	TRW Ø 38 - Halter
1.6	72	04/01→12/04	←	☐; 09/01→		24.3541-1783.5	240269	TRW Ø 54 - Halter
1.6 16V (DG3A)	72	01/01→12/04	←	☐; 09/01→		24.3541-1784.5	240270	TRW Ø 54 - Halter
			→	☐; 09/01→		24.3384-1743.5	240319	TRW Ø 38 - Halter
			→	☐; 09/01→		24.3384-1744.5	240320	TRW Ø 38 - Halter
1.9 DI-D	85	10/02→12/04	←	☐		24.3541-1783.5	240269	TRW Ø 54 - Halter
1.9 DI-D (DG4A)	75	02/01→12/04	←	☐		24.3541-1784.5	240270	TRW Ø 54 - Halter
			→	☐		24.3384-1743.5	240319	TRW Ø 38 - Halter
			→	☐		24.3384-1744.5	240320	TRW Ø 38 - Halter
 <b>Bremsschlauch</b>								
1.3 16V (DG1A)	60	09/00→12/04	←		2	24.5248-0461.3	330707	L= 460
1.3 16V (DG1A)	61	12/98→12/04	→		2	24.5249-0416.3	330708	L= 416
1.8 GDI (DG5A)	87	06/98→12/04	→					
1.8 GDI (DG5A)	90	06/98→12/04	→					
1.8 MPI	82	10/02→12/04	→					
1.9 DI-D	85	10/02→12/04	→					
1.9 DI-D (DG4A)	75	02/01→12/04	→					
1.3 16V (DG1A)	63	06/98→12/04	←	→ 07/00	2	24.5248-0461.3	330707	L= 460
			→	→ 07/00	2	24.5249-0416.3	330708	L= 416
1.6	72	04/01→12/04	←	09/01→	2	24.5248-0461.3	330707	L= 460
1.6 16V (DG3A)	72	01/01→12/04	→	09/01→	2	24.5249-0416.3	330708	L= 416
<b>MITSUBISHI - SPACE WAGON (N3_W, N4_W) 05/91→11/98</b>								
 <b>Bremssattel</b>								
1.8 (N31W)	90	10/91→10/98	←	☐; → 05/92		24.3541-1815.5	240383	SUM Ø 54 - Halter
1.8 4WD (N41W)	90	10/91→10/98	←	☐; → 05/92		24.3541-1816.5	240384	SUM Ø 54 - Halter
1.8 TD (N35W)	55	10/91→10/98	←	☐; → 05/92		24.3541-1816.5	240384	SUM Ø 54 - Halter
2.0 (N33W)	77	05/91→10/97	←	☐; 06/92→		24.3541-1815.5	240383	SUM Ø 54 - Halter
			←	☐; 06/92→		24.3541-1816.5	240384	SUM Ø 54 - Halter
2.0 (N33W)	98	10/92→10/98	←	☐		24.3541-1815.5	240383	SUM Ø 54 - Halter
2.0 4WD (N43W)	98	10/92→10/98	←	☐		24.3541-1816.5	240384	SUM Ø 54 - Halter
2.0 TD (N38W)	60	10/92→10/98	←	☐		24.3541-1816.5	240384	SUM Ø 54 - Halter
2.4	88	10/91→10/97	←	☐; 06/92→ 05/96		24.3541-1815.5	240383	SUM Ø 54 - Halter
			←	☐; 06/92→ 05/96		24.3541-1816.5	240384	SUM Ø 54 - Halter
2.4 i (N34W)	102	10/92→10/98	←	☐; → 05/96		24.3541-1815.5	240383	SUM Ø 54 - Halter
			←	☐; → 05/96		24.3541-1816.5	240384	SUM Ø 54 - Halter

	kW					! #		
<b>MITSUBISHI - SPACE WAGON (N9_W, N8_W) 10/98→12/04</b>								
 <b>Bremssattel</b>								
2.0	98	10/98→12/04	←	☐; 05/02→		24.3431-1701.5	240437	Ø 43 - Halter
			←	☐; 05/02→		24.3431-1702.5	240438	Ø 43 - Halter
2.0 (N83W)	80	12/98→06/02	←	☐; → 04/02		24.3431-1701.5	240437	Ø 43 - Halter
			←	☐; → 04/02		24.3431-1702.5	240438	Ø 43 - Halter
2.4	96	11/98→04/04	←	☐; → 08/03		24.3431-1701.5	240437	Ø 43 - Halter
2.4 GDI	108	09/00→12/04						
2.4 GDI	110	10/98→12/04	←	☐; → 08/03		24.3431-1702.5	240438	Ø 43 - Halter
2.4 GDI 4WD	108	09/00→12/04						
2.4 GDI 4WD	110	10/98→12/04						
<b>NISSAN - ALMERA I (N15) 07/95→07/00</b>								
 <b>Bremssattel</b>								
1.4	64	09/95→07/00	→	☐; 01/98→ 04/00; + ABS		24.3344-1719.5	240343	Ø 34 - Halter
1.4 GX,LX	55	09/95→07/00						
1.6	73	09/95→07/00	→	☐; 01/98→ 04/00; + ABS		24.3344-1720.5	240344	Ø 34 - Halter
1.6 SLX	66	09/95→07/00						
2.0 D	55	11/95→07/00						
1.6	75	07/95→03/00	→	☐; 01/98→; + ABS		24.3344-1719.5	240343	Ø 34 - Halter
			→	☐; 01/98→; + ABS		24.3344-1720.5	240344	Ø 34 - Halter
 <b>Bremsschlauch</b>								
1.4	64	09/95→07/00	←	☐; → 04/00		24.5283-0470.3	330959	L= 470
1.4 GX,LX	55	09/95→07/00						
1.6	73	09/95→07/00	←	☐; → 04/00		24.5283-0471.3	330960	L= 470
1.6 SLX	66	09/95→07/00	→	→ 04/00	2	24.5281-0556.3	330955	L= 555
2.0 D	55	11/95→07/00						
1.6	75	07/95→03/00	←	☐		24.5283-0470.3	330959	L= 470
			←	☐		24.5283-0471.3	330960	L= 470
			→		2	24.5281-0556.3	330955	L= 555
<b>NISSAN - ALMERA I Hatchback (N15) 07/95→07/00</b>								
 <b>Bremssattel</b>								
1.4	64	09/95→03/00	→	☐; 01/98→; + ABS		24.3344-1719.5	240343	Ø 34 - Halter
1.4 S,GX,LX	55	09/95→03/00						
1.6	73	09/95→03/00	→	☐; 01/98→; + ABS		24.3344-1720.5	240344	Ø 34 - Halter
1.6	75	07/95→03/00						
1.6 SR,SLX	66	09/95→03/00						
2.0 D	55	11/95→03/00						
2.0 GTi	105	07/96→03/00						
1.6	86	09/95→07/00	→	☐; 01/98→ 04/00; + ABS		24.3344-1719.5	240343	Ø 34 - Halter
			→	☐; 01/98→ 04/00; + ABS		24.3344-1720.5	240344	Ø 34 - Halter
 <b>Bremsschlauch</b>								
1.4	64	09/95→03/00	←	☐		24.5283-0470.3	330959	L= 470
1.4 S,GX,LX	55	09/95→03/00						
1.6	73	09/95→03/00	←	☐		24.5283-0471.3	330960	L= 470
1.6	75	07/95→03/00	→		2	24.5281-0556.3	330955	L= 555
1.6 SR,SLX	66	09/95→03/00						
2.0 D	55	11/95→03/00						
2.0 GTi	105	07/96→03/00						
1.6	86	09/95→07/00	←	☐; → 04/00		24.5283-0470.3	330959	L= 470
			←	☐; → 04/00		24.5283-0471.3	330960	L= 470
			→	→ 04/00	2	24.5281-0556.3	330955	L= 555
<b>NISSAN - ALMERA II (N16) 06/00→</b>								
 <b>Bremssattel</b>								
1.5	66	07/00→	←	☐; → 03/01; + ABS; Made in Japan		24.3571-1731.5	240321	TRW Ø 57 - Halter
			←	☐; → 11/06; + ABS		24.3571-1731.5	240321	TRW Ø 57 - Halter
			←	☐; → 03/01; + ABS; Made in Japan		24.3571-1732.5	240322	TRW Ø 57 - Halter
			←	☐; → 11/06; + ABS		24.3571-1732.5	240322	TRW Ø 57 - Halter
			→	☐; → 03/01; - ABS		24.3344-1717.5	240341	TRW Ø 34 - Halter
			→	☐; → 03/01; - ABS		24.3344-1718.5	240342	TRW Ø 34 - Halter
			→	☐; → 03/01; + ABS; Made in Japan		24.3344-1719.5	240343	Ø 34 - Halter
			→	☐; → 03/01; + ABS; Made in Japan		24.3344-1720.5	240344	Ø 34 - Halter
1.5	72	10/02→	←	☐; → 11/06; + ABS		24.3571-1731.5	240321	TRW Ø 57 - Halter
1.5 dCi	60	01/03→						
↓								

**NISSAN - ALMERA II (N16) 06/00→**

**Bremssattel**

1.5 1.5 dCi	72	10/02→	←	☐; → 11/06; + ABS	24.3571-1732.5	240322	TRW Ø 57 - Halter
	60	01/03→	←	☐; → 11/06	24.3571-1731.5	240321	TRW Ø 57 - Halter
1.8 2.2 Di	84 81	07/00→ 07/00→	←	☐; → 11/06	24.3571-1731.5	240321	TRW Ø 57 - Halter
			←	☐; → 03/01; Made in Japan	24.3571-1731.5	240321	TRW Ø 57 - Halter
			←	☐; → 11/06	24.3571-1732.5	240322	TRW Ø 57 - Halter
			←	☐; → 03/01; Made in Japan	24.3571-1732.5	240322	TRW Ø 57 - Halter
			→	☐; → 03/01; - ABS	24.3344-1717.5	240341	TRW Ø 34 - Halter
			→	☐; → 03/01; - ABS	24.3344-1718.5	240342	TRW Ø 34 - Halter
			→	☐; → 03/01; Made in Japan	24.3344-1719.5	240343	Ø 34 - Halter
			→	☐; → 03/01; Made in Japan	24.3344-1720.5	240344	Ø 34 - Halter
1.8 2.2 dCi	85	10/02→	←	☐; → 11/06	24.3571-1731.5	240321	TRW Ø 57 - Halter
	82	09/03→	←	☐; → 11/06	24.3571-1732.5	240322	TRW Ø 57 - Halter
2.2 dCi	100	09/03→	←	☐; → 11/06	24.3571-1732.5	240322	TRW Ø 57 - Halter
			←	☐; → 11/06	24.3571-1732.5	240322	TRW Ø 57 - Halter
1.8	94	01/02→	←	☐; 10/02→ 11/06	24.3571-1731.5	240321	TRW Ø 57 - Halter
			←	☐; 10/02→ 11/06	24.3571-1732.5	240322	TRW Ø 57 - Halter










**Bremsschlauch**

1.5	66	07/00→	←	☐; → 11/06	24.5266-0452.3	330930	L= 452
			←	☐; → 11/06	24.5266-0453.3	330931	L= 452
			←	☐; → 03/01; Made in Japan	24.5266-0475.3	331139	L= 475
			←	☐; → 03/01; Made in Japan	24.5266-0476.3	331140	L= 475
			→	☐; → 11/06; + ABS	24.5281-0553.3	331004	L= 555
			→	☐; → 11/06; + ABS	24.5281-0554.3	331005	L= 555
			→	☐; → 03/01; + ABS; Made in Japan	24.5281-0557.3	330956	L= 555
1.5 1.5 dCi	72 60	10/02→ 01/03→	←	☐; → 11/06	24.5266-0452.3	330930	L= 452
			←	☐; → 11/06	24.5266-0453.3	330931	L= 452
			→	☐; → 11/06; + ABS	24.5281-0553.3	331004	L= 555
			→	☐; → 11/06; + ABS	24.5281-0554.3	331005	L= 555
1.8 2.2 Di	84 81	07/00→ 07/00→	←	☐; → 11/06	24.5266-0452.3	330930	L= 452
			←	☐; → 11/06	24.5266-0453.3	330931	L= 452
			←	☐; → 03/01; Made in Japan	24.5266-0475.3	331139	L= 475
			←	☐; → 03/01; Made in Japan	24.5266-0476.3	331140	L= 475
			→	☐; → 11/06	24.5281-0553.3	331004	L= 555
			→	☐; → 11/06	24.5281-0554.3	331005	L= 555
			→	☐; → 03/01; Made in Japan	24.5281-0557.3	330956	L= 555
			→	☐; → 03/01; Made in Japan	24.5281-0557.3	330956	L= 555
1.8 2.2 dCi	85 82 100	10/02→ 09/03→ 09/03→	←	☐; → 11/06	24.5266-0452.3	330930	L= 452
			←	☐; → 11/06	24.5266-0453.3	330931	L= 452
			→	☐; → 11/06	24.5281-0553.3	331004	L= 555
			→	☐; → 11/06	24.5281-0554.3	331005	L= 555
1.8	94	01/02→	←	☐; 10/02→ 11/06	24.5266-0452.3	330930	L= 452
			←	☐; 10/02→ 11/06	24.5266-0453.3	330931	L= 452
			→	☐; 10/02→ 11/06	24.5281-0553.3	331004	L= 555
			→	☐; 10/02→ 11/06	24.5281-0554.3	331005	L= 555













**NISSAN - ALMERA II Hatchback (N16) 01/00→**












**Bremssattel**













1.5	66	03/00→	←	☐; → 03/01; + ABS; Made in Japan	24.3571-1731.5	240321	TRW Ø 57 - Halter
			←	☐; → 11/06; + ABS	24.3571-1731.5	240321	TRW Ø 57 - Halter
			←	☐; → 03/01; + ABS; Made in Japan	24.3571-1732.5	240322	TRW Ø 57 - Halter
			←	☐; → 11/06; + ABS	24.3571-1732.5	240322	TRW Ø 57 - Halter
			→	☐; → 03/01; - ABS	24.3344-1717.5	240341	TRW Ø 34 - Halter
			→	☐; → 03/01; - ABS	24.3344-1718.5	240342	TRW Ø 34 - Halter
			→	☐; → 03/01; + ABS; Made in Japan	24.3344-1719.5	240343	Ø 34 - Halter
			→	☐; → 03/01; + ABS; Made in Japan	24.3344-1720.5	240344	Ø 34 - Halter
1.5 1.5 dCi	72 60	10/02→ 01/03→	←	☐; → 11/06; + ABS	24.3571-1731.5	240321	TRW Ø 57 - Halter














	kw			 	! #		
<b>NISSAN - ALMERA II Hatchback (N16) 01/00→</b>							
<b> Bremssattel</b>							
1.5 1.5 dCi	72 60	10/02→ 01/03→	←	☐; → 11/06; + ABS		24.3571-1732.5 240322	TRW Ø 57 - Halter
1.8	84	01/00→	←	☐; 02/00→ 11/06		24.3571-1731.5 240321	TRW Ø 57 - Halter
			←	☐; 03/00→ 03/01; Made in Japan		24.3571-1731.5 240321	TRW Ø 57 - Halter
			←	☐; 03/00→ 03/01; Made in Japan		24.3571-1732.5 240322	TRW Ø 57 - Halter
			←	☐; 02/00→ 11/06		24.3571-1732.5 240322	TRW Ø 57 - Halter
			→	☐; 02/00→ 03/01; - ABS		24.3344-1717.5 240341	TRW Ø 34 - Halter
			→	☐; 02/00→ 03/01; - ABS		24.3344-1718.5 240342	TRW Ø 34 - Halter
			→	☐; 03/00→ 03/01; Made in Japan		24.3344-1719.5 240343	Ø 34 - Halter
			→	☐; 03/00→ 03/01; Made in Japan		24.3344-1720.5 240344	Ø 34 - Halter
1.8 2.2 dCi 2.2 dCi	85 82 100	10/02→ 09/03→ 09/03→	←	☐; → 11/06		24.3571-1731.5 240321	TRW Ø 57 - Halter
1.8	94	08/02→	←	☐; → 11/06		24.3571-1732.5 240322	TRW Ø 57 - Halter
			←	☐; 10/02→ 11/06		24.3571-1731.5 240321	TRW Ø 57 - Halter
2.2 Di	81	03/00→	←	☐; → 11/06		24.3571-1731.5 240321	TRW Ø 57 - Halter
			←	☐; → 03/01; Made in Japan		24.3571-1731.5 240321	TRW Ø 57 - Halter
			←	☐; → 11/06		24.3571-1732.5 240322	TRW Ø 57 - Halter
			←	☐; → 03/01; Made in Japan		24.3571-1732.5 240322	TRW Ø 57 - Halter
			→	☐; → 03/01; - ABS		24.3344-1717.5 240341	TRW Ø 34 - Halter
			→	☐; → 03/01; - ABS		24.3344-1718.5 240342	TRW Ø 34 - Halter
			→	☐; → 03/01; Made in Japan		24.3344-1719.5 240343	Ø 34 - Halter
			→	☐; → 03/01; Made in Japan		24.3344-1720.5 240344	Ø 34 - Halter
<b> Bremsschlauch</b>							
1.5	66	03/00→	←	☐; → 11/06		24.5266-0452.3 330930	L= 452
			←	☐; → 11/06		24.5266-0453.3 330931	L= 452
			←	☐; → 03/01; Made in Japan		24.5266-0475.3 331139	L= 475
			←	☐; → 03/01; Made in Japan		24.5266-0476.3 331140	L= 475
			→	☐; → 11/06; + ABS		24.5281-0553.3 331004	L= 555
			→	☐; → 11/06; + ABS		24.5281-0554.3 331005	L= 555
			→	☐; → 03/01; + ABS; Made in Japan		24.5281-0557.3 330956	L= 555
1.5 1.5 dCi	72 60	10/02→ 01/03→	←	☐; → 11/06		24.5266-0452.3 330930	L= 452
1.8	84	01/00→	←	☐; → 11/06		24.5266-0453.3 330931	L= 452
			→	☐; → 11/06; + ABS		24.5281-0553.3 331004	L= 555
			→	☐; → 11/06; + ABS		24.5281-0554.3 331005	L= 555
1.8 2.2 dCi 2.2 dCi	85 82 100	10/02→ 09/03→ 09/03→	←	☐; 02/00→ 11/06		24.5266-0452.3 330930	L= 452
			←	☐; 02/00→ 11/06		24.5266-0453.3 330931	L= 452
			←	☐; 03/00→ 03/01; Made in Japan		24.5266-0475.3 331139	L= 475
			←	☐; 03/00→ 03/01; Made in Japan		24.5266-0476.3 331140	L= 475
			→	☐; 02/00→ 11/06		24.5281-0553.3 331004	L= 555
			→	☐; 02/00→ 11/06		24.5281-0554.3 331005	L= 555
			→	☐; 03/00→ 03/01; Made in Japan		24.5281-0557.3 330956	L= 555
			→	☐; 03/00→ 03/01; Made in Japan		24.5281-0557.3 330956	L= 555
1.8	94	08/02→	←	☐; → 11/06		24.5266-0452.3 330930	L= 452
			←	☐; 10/02→ 11/06		24.5266-0453.3 330931	L= 452
			→	☐; 10/02→ 11/06		24.5281-0553.3 331004	L= 555
			→	☐; 10/02→ 11/06		24.5281-0554.3 331005	L= 555
2.2 Di	81	03/00→	←	☐; → 11/06		24.5266-0452.3 330930	L= 452
			←	☐; → 11/06		24.5266-0453.3 330931	L= 452
			←	☐; → 03/01; Made in Japan		24.5266-0475.3 331139	L= 475
			←	☐; → 03/01; Made in Japan		24.5266-0476.3 331140	L= 475
↓							
























































	kw			 	! #		
<b>NISSAN - ALMERA II Hatchback (N16) 01/00→</b>							
 <b>Bremsschlauch</b>							
2.2 Di	81	03/00→	➡	☐; → 11/06		24.5281-0553.3 331004	L= 555
			➡	☐; → 11/06		24.5281-0554.3 331005	L= 555
			➡	☐; → 03/01; Made in Japan		24.5281-0557.3 330956	L= 555
<b>NISSAN - ALMERA TINO (V10) 12/98→02/06</b>							
 <b>Bremssattel</b>							
1.8	84	08/00→02/06	←	☐; → 11/05		24.3571-1781.5 240745	Ø 57 - Halter
1.8	85	12/02→02/06	←	☐; → 11/05		24.3571-1782.5 240746	Ø 57 - Halter
2.2 dCi	82	09/03→02/06	←	☐; → 11/05			
2.2 dCi	100	09/03→02/06	←	☐; → 11/05			
2.0	100	08/00→01/03	←	☐		24.3571-1781.5 240745	Ø 57 - Halter
			←	☐		24.3571-1782.5 240746	Ø 57 - Halter
2.2 dCi	84	08/00→02/06	←	☐; → 08/03		24.3571-1781.5 240745	Ø 57 - Halter
			←	☐; → 08/03		24.3571-1782.5 240746	Ø 57 - Halter
<b>NISSAN - CUBE (Z12) 09/07→</b>							
 <b>Bremssattel</b>							
1.5 dCi	78	03/10→	➡	☐; → 06/10		24.3351-1701.5 240725	Ø 35 - Halter
1.5 dCi	81	03/10→	➡	☐; → 06/10			
1.6 16V	81	03/10→	➡	☐; → 06/10		24.3351-1702.5 240726	Ø 35 - Halter
<b>NISSAN - INTERSTAR Bus (X70) 04/02→</b>							
 <b>Bremssattel</b>							
dCi 100	73	11/03→	➡	☐; → 06/10		24.3424-1701.5 240561	BOS Ø 42 - Halter
dCi 100	74	04/06→	➡	☐; → 06/10			
dCi 120	88	09/06→	➡	☐; → 06/10		24.3424-1702.5 240562	BOS Ø 42 - Halter
dCi 150	107	09/06→	➡	☐; → 06/10			
dCi 120	84	07/02→08/06	➡	☐		24.3424-1701.5 240561	BOS Ø 42 - Halter
			➡	☐		24.3424-1702.5 240562	BOS Ø 42 - Halter
dCi 140	100	11/03→	➡	☐; → 08/06		24.3424-1701.5 240561	BOS Ø 42 - Halter
dCi 90	66	07/02→	➡	☐; → 08/06		24.3424-1702.5 240562	BOS Ø 42 - Halter
dCi 80	60	04/02→08/06	➡	☐; 07/02→		24.3424-1701.5 240561	BOS Ø 42 - Halter
			➡	☐; 07/02→		24.3424-1702.5 240562	BOS Ø 42 - Halter
 <b>Bremsschlauch</b>							
dCi 100	73	11/03→		☐; → 06/10; - ABS	2	24.5134-0457.3 330752	L= 457
dCi 100	74	04/06→		☐; → 06/10; - ABS	2	24.5134-0468.3 330704	L= 468
dCi 120	88	09/06→		☐; → 06/10; - ABS	2	24.5134-0468.3 330704	L= 468
dCi 150	107	09/06→	←	☐; → 06/10; + ABS	2	24.5111-0510.3 330819	L= 510
			➡	☐; → 06/10		24.5251-0465.3 330822	L= 465
			➡	☐; → 06/10		24.5258-0450.3 330824	L= 450
dCi 120	84	07/02→08/06		☐; → 10/03; + ABS	2	24.5134-0457.3 330752	L= 457
				☐; - ABS	2	24.5134-0457.3 330752	L= 457
				☐; → 10/03; + ABS	2	24.5134-0468.3 330704	L= 468
				☐; - ABS	2	24.5134-0468.3 330704	L= 468
			←	11/03→; + ABS	2	24.5111-0510.3 330819	L= 510
			➡	☐; → 10/03; am Bremssattel	2	24.5111-0326.3 330766	L= 326
			➡	☐; 11/03→		24.5251-0465.3 330822	L= 465
			➡	☐; 11/03→		24.5258-0450.3 330824	L= 450
dCi 140	100	11/03→		☐; → 08/06; - ABS	2	24.5134-0457.3 330752	L= 457
				☐; → 08/06; - ABS	2	24.5134-0468.3 330704	L= 468
			←	☐; → 08/06; + ABS	2	24.5111-0510.3 330819	L= 510
			➡	☐; → 08/06		24.5251-0465.3 330822	L= 465
			➡	☐; → 08/06		24.5258-0450.3 330824	L= 450
dCi 80	60	04/02→08/06		☐; 07/02→ 10/03; + ABS	2	24.5134-0457.3 330752	L= 457
				☐; 07/02→; - ABS	2	24.5134-0457.3 330752	L= 457
				☐; 07/02→; - ABS	2	24.5134-0468.3 330704	L= 468
				☐; 07/02→ 10/03; + ABS	2	24.5134-0468.3 330704	L= 468
			←	11/03→; + ABS	2	24.5111-0510.3 330819	L= 510
			➡	☐; 07/02→ 10/03; am Bremssattel	2	24.5111-0326.3 330766	L= 326

	kW					! #		
<b>NISSAN - INTERSTAR Bus (X70) 04/02→</b>								
 <b>Bremsschlauch</b>								
dCi 80	60	04/02→08/06	➔	☐; 11/03→		24.5251-0465.3	330822	L= 465
			➔	☐; 11/03→		24.5258-0450.3	330824	L= 450
dCi 90	66	07/02→		☐; → 10/03; + ABS	2	24.5134-0457.3	330752	L= 457
				☐; → 08/06; - ABS	2	24.5134-0457.3	330752	L= 457
				☐; → 10/03; + ABS	2	24.5134-0468.3	330704	L= 468
				☐; → 08/06; - ABS	2	24.5134-0468.3	330704	L= 468
			➔	11/03→ 08/06; + ABS	2	24.5111-0510.3	330819	L= 510
			➔	☐; → 10/03; am Bremssattel	2	24.5111-0326.3	330766	L= 326
			➔	☐; 11/03→ 08/06		24.5251-0465.3	330822	L= 465
			➔	☐; 11/03→ 08/06		24.5258-0450.3	330824	L= 450
<b>NISSAN - INTERSTAR Kasten (X70) 04/02→</b>								
 <b>Bremssattel</b>								
dCi 100	73	11/03→	➔	☐; → 06/10		24.3424-1701.5	240561	BOS Ø 42 - Halter
dCi 100	74	04/06→						
dCi 120	88	09/06→	➔	☐; → 06/10		24.3424-1702.5	240562	BOS Ø 42 - Halter
dCi 150	107	09/06→						
dCi 120	84	07/02→	➔	☐; → 08/06		24.3424-1701.5	240561	BOS Ø 42 - Halter
dCi 140	100	11/03→	➔	☐; → 08/06		24.3424-1702.5	240562	BOS Ø 42 - Halter
dCi 90	66	07/02→	➔	☐; → 08/06		24.3424-1702.5	240562	BOS Ø 42 - Halter
dCi 80	60	04/02→08/06	➔	☐; 07/02→		24.3424-1701.5	240561	BOS Ø 42 - Halter
			➔	☐; 07/02→		24.3424-1702.5	240562	BOS Ø 42 - Halter
 <b>Bremsschlauch</b>								
dCi 100	73	11/03→		☐; → 06/10; - ABS	2	24.5134-0457.3	330752	L= 457
dCi 100	74	04/06→						
dCi 120	88	09/06→		☐; → 06/10; - ABS	2	24.5134-0468.3	330704	L= 468
dCi 150	107	09/06→	➔	→ 06/10; + ABS	2	24.5111-0510.3	330819	L= 510
			➔	☐; → 06/10		24.5251-0465.3	330822	L= 465
			➔	☐; → 06/10		24.5258-0450.3	330824	L= 450
dCi 120	84	07/02→		☐; → 10/03; + ABS	2	24.5134-0457.3	330752	L= 457
dCi 90	66	07/02→		☐; → 08/06; - ABS	2	24.5134-0457.3	330752	L= 457
				☐; → 10/03; + ABS	2	24.5134-0468.3	330704	L= 468
				☐; → 08/06; - ABS	2	24.5134-0468.3	330704	L= 468
			➔	11/03→ 08/06; + ABS	2	24.5111-0510.3	330819	L= 510
			➔	☐; → 10/03; am Bremssattel	2	24.5111-0326.3	330766	L= 326
			➔	☐; 11/03→ 08/06		24.5251-0465.3	330822	L= 465
			➔	☐; 11/03→ 08/06		24.5258-0450.3	330824	L= 450
dCi 140	100	11/03→		☐; → 08/06; - ABS	2	24.5134-0457.3	330752	L= 457
				☐; → 08/06; - ABS	2	24.5134-0468.3	330704	L= 468
			➔	→ 08/06; + ABS	2	24.5111-0510.3	330819	L= 510
			➔	☐; → 08/06		24.5251-0465.3	330822	L= 465
			➔	☐; → 08/06		24.5258-0450.3	330824	L= 450
dCi 80	60	04/02→08/06		☐; 07/02→ 10/03; + ABS	2	24.5134-0457.3	330752	L= 457
				☐; 07/02→; - ABS	2	24.5134-0457.3	330752	L= 457
				☐; 07/02→; - ABS	2	24.5134-0468.3	330704	L= 468
				☐; 07/02→ 10/03; + ABS	2	24.5134-0468.3	330704	L= 468
			➔	11/03→; + ABS	2	24.5111-0510.3	330819	L= 510
			➔	☐; 07/02→ 10/03; am Bremssattel	2	24.5111-0326.3	330766	L= 326
			➔	☐; 11/03→		24.5251-0465.3	330822	L= 465
			➔	☐; 11/03→		24.5258-0450.3	330824	L= 450
<b>NISSAN - INTERSTAR Pritsche/Fahrgestell 08/03→</b>								
 <b>Bremssattel</b>								
dCi 100	73	02/04→	➔	☐; → 06/10		24.3424-1701.5	240561	BOS Ø 42 - Halter
			➔	☐; → 06/10		24.3424-1702.5	240562	BOS Ø 42 - Halter
dCi 120	84	08/03→	➔	☐; → 08/06		24.3424-1701.5	240561	BOS Ø 42 - Halter
dCi 140	100	11/03→	➔	☐; → 08/06		24.3424-1702.5	240562	BOS Ø 42 - Halter
dCi 120	88	08/06→	➔	☐; 09/06→ 06/10		24.3424-1701.5	240561	BOS Ø 42 - Halter
dCi 150	107	08/06→						
↓								

	kw					! #		
<b>NISSAN - INTERSTAR Pritsche/Fahrgestell 08/03→</b>								
 <b>Bremssattel</b>								
dCi 120 dCi 150	88 107	08/06→ 08/06→	→	☐; 09/06→ 06/10		24.3424-1702.5	240562	BOS Ø 42 - Halter
 <b>Bremsschlauch</b>								
dCi 100	73	02/04→		☐; → 06/10; - ABS	2	24.5134-0457.3	330752	L= 457
				☐; → 06/10; - ABS	2	24.5134-0468.3	330704	L= 468
			←	→ 06/10; + ABS	2	24.5111-0510.3	330819	L= 510
			→	☐; → 06/10		24.5251-0465.3	330822	L= 465
			→	☐; → 06/10		24.5258-0450.3	330824	L= 450
dCi 120	84	08/03→		☐; → 10/03; + ABS	2	24.5134-0457.3	330752	L= 457
				☐; → 08/06; - ABS	2	24.5134-0457.3	330752	L= 457
				☐; → 10/03; + ABS	2	24.5134-0468.3	330704	L= 468
				☐; → 08/06; - ABS	2	24.5134-0468.3	330704	L= 468
			←	11/03→ 08/06; + ABS	2	24.5111-0510.3	330819	L= 510
			→	☐; → 10/03; am Bremssattel	2	24.5111-0326.3	330766	L= 326
			→	☐; 11/03→ 08/06		24.5251-0465.3	330822	L= 465
			→	☐; 11/03→ 08/06		24.5258-0450.3	330824	L= 450
dCi 120 dCi 150	88 107	08/06→ 08/06→		☐; 09/06→ 06/10; - ABS	2	24.5134-0457.3	330752	L= 457
				☐; 09/06→ 06/10; - ABS	2	24.5134-0468.3	330704	L= 468
			←	09/06→ 06/10; + ABS	2	24.5111-0510.3	330819	L= 510
			→	☐; 09/06→ 06/10		24.5251-0465.3	330822	L= 465
			→	☐; 09/06→ 06/10		24.5258-0450.3	330824	L= 450
dCi 140	100	11/03→		☐; → 08/06; - ABS	2	24.5134-0457.3	330752	L= 457
				☐; → 08/06; - ABS	2	24.5134-0468.3	330704	L= 468
			←	→ 08/06; + ABS	2	24.5111-0510.3	330819	L= 510
			→	☐; → 08/06		24.5251-0465.3	330822	L= 465
			→	☐; → 08/06		24.5258-0450.3	330824	L= 450
<b>NISSAN - JUKE (F15) 06/10→</b>								
 <b>Bremsschlauch</b>								
1.2 DIG-T 1.5 dCi 1.6 1.6 1.6 DIG-T 1.6 DIG-T NISMO 1.6 DIG-T NISMO 4x4 1.6 DIG-T NISMO RS 1.6 DIG-T NISMO RS 4x4 1.6 LPG	85 81 69 86 140 147 147 160 157  85	05/14→ 06/10→ 01/13→ 06/10→ 06/10→ 03/13→07/14 02/13→07/14 08/14→ 08/14→  01/12→	← ←	☐ ☐		24.5293-0635.3 24.5293-0636.3	331440 331441	L= 635 L= 635
1.6 DIG-T 4x4	140	06/10→	←	☐; Made in Großbritannien		24.5293-0635.3	331440	L= 635
			←	☐; Made in Großbritannien		24.5293-0636.3	331441	L= 635
<b>NISSAN - KUBISTAR (X76) 08/03→10/09</b>								
 <b>Bremssattel</b>								
1.2 1.5 dCi 1.5 dCi 1.5 dCi	44 42 48 60	08/03→10/09 08/03→10/09 08/03→10/09 08/03→10/09	← ← ←	☐; → 08/05 ☐; → 08/05		24.3541-1765.5 24.3541-1766.5	240235 240236	BOS Ø 54 - Halter BOS Ø 54 - Halter
1.2 16V 1.4 1.5 dCi 70 1.5 dCi 85 1.6 16V	55 55 50 62 70	04/06→10/09 08/03→10/09 04/06→10/09 04/06→10/09 08/03→10/09	← ← ←	☐ ☐		24.3541-1765.5 24.3541-1766.5	240235 240236	BOS Ø 54 - Halter BOS Ø 54 - Halter
1.5 dCi	45	08/05→10/09	←	☐; 09/05→		24.3541-1765.5	240235	BOS Ø 54 - Halter
			←	☐; 09/05→		24.3541-1766.5	240236	BOS Ø 54 - Halter
 <b>Bremsschlauch</b>								
1.2 1.5 dCi 1.5 dCi 1.5 dCi	44 42 48 60	08/03→10/09 08/03→10/09 08/03→10/09 08/03→10/09	← →	→ 08/05 ☐; → 08/05	2	24.5111-0336.3 24.5229-0193.3	330570 330571	L= 335 L= 193
1.2 16V 1.4 1.5 dCi 70	55 55 50	04/06→10/09 08/03→10/09 04/06→10/09	← →	☐; → 03/08	2	24.5111-0336.3 24.5229-0193.3	330570 330571	L= 335 L= 193

	kW			 	! #		
<b>NISSAN - KUBISTAR (X76) 08/03→10/09</b>							
 <b>Bremsschlauch</b>							
1.5 dCi 85 1.6 16V	62 70	04/06→10/09 08/03→10/09	←		2	24.5111-0336.3 330570	L= 335
			→	☐; → 03/08		24.5229-0193.3 330571	L= 193
1.5 dCi	45	08/05→10/09	←	09/05→	2	24.5111-0336.3 330570	L= 335
			→	☐; 09/05→ 03/08		24.5229-0193.3 330571	L= 193
<b>NISSAN - KUBISTAR Kasten (X80) 08/03→</b>							
 <b>Bremssattel</b>							
1.2 1.5 dCi 1.5 dCi	44 48 60	08/03→ 08/03→ 08/03→	←	☐; → 08/05		24.3541-1765.5 240235	BOS Ø 54 - Halter
			←	☐; → 08/05		24.3541-1766.5 240236	BOS Ø 54 - Halter
1.2 16V 1.5 dCi 70 1.6 16V	55 50 70	04/06→ 04/06→03/10 08/03→	←	☐; → 10/09		24.3541-1765.5 240235	BOS Ø 54 - Halter
			←	☐; → 10/09		24.3541-1766.5 240236	BOS Ø 54 - Halter
1.5 dCi	45	08/05→	←	☐; 09/05→ 10/09		24.3541-1765.5 240235	BOS Ø 54 - Halter
			←	☐; 09/05→ 10/09		24.3541-1766.5 240236	BOS Ø 54 - Halter
 <b>Bremsschlauch</b>							
1.2 1.5 dCi 1.5 dCi	44 48 60	08/03→ 08/03→ 08/03→	←	→ 08/05	2	24.5111-0336.3 330570	L= 335
			→	☐; → 08/05		24.5229-0193.3 330571	L= 193
1.2 16V 1.5 dCi 70 1.6 16V	55 50 70	04/06→ 04/06→03/10 08/03→	←	→ 10/09	2	24.5111-0336.3 330570	L= 335
			→	☐; → 03/08		24.5229-0193.3 330571	L= 193
1.5 dCi	45	08/05→	←	09/05→ 10/09	2	24.5111-0336.3 330570	L= 335
			→	☐; 09/05→ 03/08		24.5229-0193.3 330571	L= 193
<b>NISSAN - MICRA II (K11) 01/92→12/07</b>							
 <b>Bremssattel</b>							
1.0 i 16V 1.3 i 16V	40 55	08/92→09/00 08/92→09/00	←	☐; → 07/00; - ABS		24.3481-1763.5 240367	AKE Ø 48 - Halter
			←	☐; → 07/00; - ABS		24.3481-1764.5 240368	AKE Ø 48 - Halter
			→	☐; → 08/00; + ABS		24.3304-1709.5 240359	AKE Ø 30 - Halter
			→	☐; → 08/00; + ABS		24.3304-1710.5 240360	AKE Ø 30 - Halter
1.0 i 16V 1.4 i 16V	44 60	09/00→02/03 09/00→02/03	←	☐; → 12/02; - ABS		24.3481-1763.5 240367	AKE Ø 48 - Halter
			←	☐; → 12/02; - ABS		24.3481-1764.5 240368	AKE Ø 48 - Halter
			→	☐; → 12/02; + ABS		24.3304-1709.5 240359	AKE Ø 30 - Halter
			→	☐; → 12/02; + ABS		24.3304-1710.5 240360	AKE Ø 30 - Halter
1.5 D	42	02/98→02/03	←	☐; → 12/02; - ABS		24.3481-1763.5 240367	AKE Ø 48 - Halter
			←	☐; → 12/02; - ABS		24.3481-1764.5 240368	AKE Ø 48 - Halter
 <b>Bremsschlauch</b>							
1.0 i 16V 1.3 i 16V	40 55	08/92→09/00 08/92→09/00	←	→ 08/00; + ABS	2	24.5269-0460.3 331026	L= 460,3
			←	→ 08/00; - ABS	2	24.5269-0462.3 331027	L= 462
			→	02/98→ 08/00	2	24.5247-0195.3 330919	L= 195
			→	→ 01/98; - ABS	2	24.5247-0210.3 331023	L= 210
			→	→ 01/98; + ABS	2	24.5269-0195.3 330935	L= 195
1.0 i 16V 1.4 i 16V 1.5 D	44 60 42	09/00→02/03 09/00→02/03 02/98→02/03	←	→ 12/02; + ABS	2	24.5269-0460.3 331026	L= 460,3
			←	→ 12/02; - ABS	2	24.5269-0462.3 331027	L= 462
			→	→ 12/02	2	24.5247-0195.3 330919	L= 195
<b>NISSAN - MICRA III (K12) 03/02→06/10</b>							
 <b>Bremssattel</b>							
1.0 16V 1.2 16V 1.2 16V 1.2 LPG 1.3 1.4 16V 1.5 dCi 1.5 dCi 1.5 dCi 1.5 dCi 160 SR	48 48 59 59 60 65 48 50 60 63 81	01/03→06/10 01/03→06/10 01/03→06/10 06/05→06/10 08/04→ 01/03→06/10 01/03→06/10 06/05→06/10 09/03→06/10 06/05→06/10 05/05→06/10	←	☐		24.3541-1851.5 240709	TRW Ø 54 - Halter
			←	☐		24.3541-1852.5 240710	TRW Ø 54 - Halter

	kW					! #		
<b>NISSAN - MICRA III (K12) 03/02→06/10</b>								
 <b>Bremsschlauch</b>								
1.0 16V	48	01/03→06/10	←				24.5292-0605.3 331030	L= 605
1.2 16V	48	01/03→06/10	←				24.5293-0605.3 331031	L= 605
1.2 16V	59	01/03→06/10	←				24.5293-0605.3 331031	L= 605
1.2 LPG	59	06/05→06/10	→			2	24.5247-0281.3 330967	L= 280
1.3	60	08/04→						
1.4 16V	65	01/03→06/10						
1.5 dCi	48	01/03→06/10						
1.5 dCi	50	06/05→06/10						
1.5 dCi	60	09/03→06/10						
1.5 dCi	63	06/05→06/10						
160 SR	81	05/05→06/10						
<b>NISSAN - MICRA IV (K13) 05/10→</b>								
 <b>Bremsschlauch</b>								
1.2	56	05/10→	←		→ 09/15		24.5293-0567.3 331438	L= 568
			←		→ 09/15		24.5293-0568.3 331439	L= 568
1.2	59	05/10→	←				24.5293-0567.3 331438	L= 568
1.2 DIG-S	72	04/11→	←				24.5293-0568.3 331439	L= 568
<b>NISSAN - MICRA C+C III (K12) 08/05→</b>								
 <b>Bremssattel</b>								
1.4 16V	65	08/05→	←		→ 12/10		24.3541-1851.5 240709	TRW Ø 54 - Halter
1.6 160 SR	81	08/05→	←		→ 12/10		24.3541-1852.5 240710	TRW Ø 54 - Halter
 <b>Bremsschlauch</b>								
1.4 16V	65	08/05→	←		→ 12/10		24.5292-0605.3 331030	L= 605
1.6 160 SR	81	08/05→	←		→ 12/10		24.5293-0605.3 331031	L= 605
			→		→ 12/10	2	24.5247-0281.3 330967	L= 280
<b>NISSAN - NOTE (E11, NE11) 01/05→06/12</b>								
 <b>Bremssattel</b>								
1.4	65	03/06→06/12	←				24.3541-1851.5 240709	TRW Ø 54 - Halter
1.5 dCi	50	03/06→06/12	←				24.3541-1852.5 240710	TRW Ø 54 - Halter
1.5 dCi	63	03/06→06/12	←				24.3541-1852.5 240710	TRW Ø 54 - Halter
1.5 dCi	66	09/10→06/12						
1.5 dCi	76	07/08→06/12						
1.6	81	03/06→06/12						
 <b>Bremsschlauch</b>								
1.4	65	03/06→06/12	←				24.5292-0605.3 331030	L= 605
1.5 dCi	50	03/06→06/12	←				24.5293-0605.3 331031	L= 605
1.5 dCi	63	03/06→06/12	←				24.5293-0605.3 331031	L= 605
1.5 dCi	66	09/10→06/12	→			2	24.5247-0281.3 330967	L= 280
1.5 dCi	76	07/08→06/12						
1.6	81	03/06→06/12						
<b>NISSAN - NV300 Kasten (X82) 09/16→</b>								
 <b>Bremssattel</b>								
1.6 dci 120	89	09/16→	→				24.3414-1707.5 240337	TRW Ø 41 - Halter
1.6 dci 125	92	09/16→	→				24.3414-1707.5 240337	TRW Ø 41 - Halter
1.6 dci 145	107	09/16→	→				24.3414-1708.5 240338	TRW Ø 41 - Halter
1.6 dci 95	70	09/16→						
 <b>Bremsschlauch</b>								
1.6 dci 120	89	09/16→	←			2	24.5111-0386.3 330503	L= 385
1.6 dci 125	92	09/16→	←					
1.6 dci 145	107	09/16→	→			2	24.5111-0221.3 330818	L= 220
1.6 dci 95	70	09/16→	→				24.5229-0200.3 330572	L= 200
<b>NISSAN - NV300 Kombi (X82) 09/16→</b>								
 <b>Bremssattel</b>								
1.6 dCi 125	92	09/16→	→				24.3414-1707.5 240337	TRW Ø 41 - Halter
1.6 dCi 145	107	09/16→	→				24.3414-1707.5 240337	TRW Ø 41 - Halter
1.6 dci 95	70	09/16→	→				24.3414-1708.5 240338	TRW Ø 41 - Halter
 <b>Bremsschlauch</b>								
1.6 dCi 125	92	09/16→	←			2	24.5111-0386.3 330503	L= 385
1.6 dCi 145	107	09/16→	←					
1.6 dci 95	70	09/16→	→			2	24.5111-0221.3 330818	L= 220
			→				24.5229-0200.3 330572	L= 200

	kw					! #			
<b>NISSAN - NV300 Pritsche/Fahrgestell (X82) 09/16→</b>									
 <b>Bremssattel</b>									
1.6 dci 125 1.6 dci 145	92 107	09/16→ 09/16→	→ →	☐ ☐		24.3414-1707.5 24.3414-1708.5	240337 240338	TRW Ø 41 - Halter TRW Ø 41 - Halter	
 <b>Bremsschlauch</b>									
1.6 dci 125 1.6 dci 145	92 107	09/16→ 09/16→	← →		2 2	24.5111-0386.3 24.5111-0221.3 24.5229-0200.3	330503 330818 330572	L= 385 L= 220 L= 200	
<b>NISSAN - PRIMASTAR Bus (X83) 03/01→</b>									
 <b>Bremssattel</b>									
2.0 2.0 dCi 115 dCi 120 dCi 150 dCi 90	86 88 84 84 107 66	04/06→ 03/01→ 09/08→ 09/06→ 09/06→ 09/06→	← ← → → → →	☐ ☐ ☐ ☐ ☐ ☐		24.3451-1713.7 24.3451-1714.7 24.3414-1707.5 24.3414-1708.5	220737 220738 240337 240338	TRW Ø1 40 Ø2 45 - Halter TRW Ø1 40 Ø2 45 - Halter TRW Ø 41 - Halter TRW Ø 41 - Halter	
dCi 100 dCi 80	74 60	03/01→ 03/01→	← ← → →	☐; → 08/06 ☐; → 08/06 ☐; → 08/06 ☐; → 08/06		24.3451-1713.7 24.3451-1714.7 24.3414-1707.5 24.3414-1708.5	220737 220738 240337 240338	TRW Ø1 40 Ø2 45 - Halter TRW Ø1 40 Ø2 45 - Halter TRW Ø 41 - Halter TRW Ø 41 - Halter	
dCi 140	99	07/03→	← ← → →	☐; → 08/06 ☐; → 08/06 ☐; 09/03→ 08/06 ☐; 09/03→ 08/06		24.3451-1713.7 24.3451-1714.7 24.3414-1707.5 24.3414-1708.5	220737 220738 240337 240338	TRW Ø1 40 Ø2 45 - Halter TRW Ø1 40 Ø2 45 - Halter TRW Ø 41 - Halter TRW Ø 41 - Halter	
 <b>Bremsschlauch</b>									
2.0 2.0 dCi 115 dCi 120 dCi 150 dCi 90	86 88 84 84 107 66	04/06→ 03/01→ 09/08→ 09/06→ 09/06→ 09/06→			am Bremssattel ← →	2 2 2	24.5111-0221.3 24.5111-0386.3 24.5229-0200.3	330818 330503 330572	L= 220 L= 385 L= 200
dCi 100 dCi 140 dCi 80	74 99 60	03/01→ 07/03→ 03/01→			am Bremssattel; → 08/06 ← → 08/06 → → 08/06	2 2 2	24.5111-0221.3 24.5111-0386.3 24.5229-0200.3	330818 330503 330572	L= 220 L= 385 L= 200
<b>NISSAN - PRIMASTAR Kasten (X83) 09/02→</b>									
 <b>Bremssattel</b>									
1.9 dCi 100 1.9 dCi 80 2.5 dCi 140	74 60 99	09/02→ 09/02→ 07/03→	← ← → →	☐; → 08/06 ☐; → 08/06 ☐; → 08/06 ☐; → 08/06		24.3451-1713.7 24.3451-1714.7 24.3414-1707.5 24.3414-1708.5	220737 220738 240337 240338	TRW Ø1 40 Ø2 45 - Halter TRW Ø1 40 Ø2 45 - Halter TRW Ø 41 - Halter TRW Ø 41 - Halter	
2.0	86	04/06→	← ←	☐ ☐		24.3451-1713.7 24.3451-1714.7	220737 220738	TRW Ø1 40 Ø2 45 - Halter TRW Ø1 40 Ø2 45 - Halter	
2.0 2.0 dCi 115 2.0 dCi 90 2.5 dCi 115 2.5 dCi 150	88 84 66 84 107	02/03→ 09/06→ 09/06→ 09/08→ 09/06→	← ← → →	☐ ☐ ☐ ☐		24.3451-1713.7 24.3451-1714.7 24.3414-1707.5 24.3414-1708.5	220737 220738 240337 240338	TRW Ø1 40 Ø2 45 - Halter TRW Ø1 40 Ø2 45 - Halter TRW Ø 41 - Halter TRW Ø 41 - Halter	
 <b>Bremsschlauch</b>									
1.9 dCi 100 1.9 dCi 80 2.5 dCi 140	74 60 99	09/02→ 09/02→ 07/03→			am Bremssattel; → 08/06 ← → 08/06 → → 08/06	2 2 2	24.5111-0221.3 24.5111-0386.3 24.5229-0200.3	330818 330503 330572	L= 220 L= 385 L= 200
2.0 2.0 dCi 115 2.0 dCi 90 2.5 dCi 115 2.5 dCi 150	88 84 66 84 107	02/03→ 09/06→ 09/06→ 09/08→ 09/06→			am Bremssattel ← →	2 2 2	24.5111-0221.3 24.5111-0386.3 24.5229-0200.3	330818 330503 330572	L= 220 L= 385 L= 200

**NISSAN - PRIMASTAR Pritsche/Fahrgestell (X83) 07/02→08/06**

**Bremssattel**

1.9 dCi 100 1.9 dCi 80	74	07/02→08/06	←	☐	24.3451-1713.7	220737	TRW Ø1 40 Ø2 45 - Halter
	60	07/02→08/06	←	☐	24.3451-1714.7	220738	TRW Ø1 40 Ø2 45 - Halter
			→	☐	24.3414-1707.5	240337	TRW Ø 41 - Halter
			→	☐	24.3414-1708.5	240338	TRW Ø 41 - Halter
2.5 dCi 140	99	07/02→08/06	←	☐	24.3451-1713.7	220737	TRW Ø1 40 Ø2 45 - Halter
			←	☐	24.3451-1714.7	220738	TRW Ø1 40 Ø2 45 - Halter
			→	☐; 07/03→	24.3414-1707.5	240337	TRW Ø 41 - Halter
			→	☐; 07/03→	24.3414-1708.5	240338	TRW Ø 41 - Halter
2.5 dCi 150	107	04/06→	←	☐; 09/06→	24.3451-1713.7	220737	TRW Ø1 40 Ø2 45 - Halter
			←	☐; 09/06→	24.3451-1714.7	220738	TRW Ø1 40 Ø2 45 - Halter
			→	☐; 09/06→	24.3414-1707.5	240337	TRW Ø 41 - Halter
			→	☐; 09/06→	24.3414-1708.5	240338	TRW Ø 41 - Halter

**Bremsschlauch**

1.9 dCi 100 1.9 dCi 80 2.5 dCi 140	74	07/02→08/06		am Bremssattel	2	24.5111-0221.3	330818	L= 220
	60	07/02→08/06	←		2	24.5111-0386.3	330503	L= 385
	99	07/02→08/06	→		2	24.5229-0200.3	330572	L= 200
2.5 dCi 150	107	04/06→		am Bremssattel; 09/06→	2	24.5111-0221.3	330818	L= 220
			←	09/06→	2	24.5111-0386.3	330503	L= 385
			→	09/06→	2	24.5229-0200.3	330572	L= 200

**NISSAN - PRIMERA (P10) 06/90→06/96**

**Bremssattel**

1.6 1.6	66	06/90→01/96	→	☐; 05/93→; + ABS	24.3344-1701.5	240087	TRW Ø 34 - Halter
	71	06/90→01/96	→	☐; 05/93→; + ABS	24.3344-1702.5	240088	TRW Ø 34 - Halter
1.6	75	06/93→01/96	→	☐; + ABS	24.3344-1701.5	240087	TRW Ø 34 - Halter
			→	☐; + ABS	24.3344-1702.5	240088	TRW Ø 34 - Halter
2.0 2.0 i	96	06/90→05/96	→	☐; → 01/96	24.3344-1701.5	240087	TRW Ø 34 - Halter
	92	01/95→06/96	→	☐; → 01/96	24.3344-1702.5	240088	TRW Ø 34 - Halter
2.0 16V 2.0 GT	85	06/90→01/96	→	☐	24.3344-1701.5	240087	TRW Ø 34 - Halter
	110	06/90→01/96	→	☐	24.3344-1702.5	240088	TRW Ø 34 - Halter
2.0 16V 4x4	85	04/91→06/96	→	☐; 09/94→	24.3344-1701.5	240087	TRW Ø 34 - Halter
			→	☐; 09/94→	24.3344-1702.5	240088	TRW Ø 34 - Halter
2.0 D	55	01/91→01/96	→	☐; 05/93→	24.3344-1701.5	240087	TRW Ø 34 - Halter
			→	☐; 05/93→	24.3344-1702.5	240088	TRW Ø 34 - Halter











**Zubehörsatz, Bremssattel**

1.6 1.6	66	06/90→01/96	→	05/93→; + ABS	24.0101-3401.2	260043	TRW
	71	06/90→01/96	→				
1.6	75	06/93→01/96	→	+ ABS	24.0101-3401.2	260043	TRW
2.0 2.0 i	96	06/90→05/96	→	→ 01/96	24.0101-3401.2	260043	TRW
	92	01/95→06/96	→				
2.0 16V 2.0 GT	85	06/90→01/96	→		24.0101-3401.2	260043	TRW
	110	06/90→01/96	→				
2.0 16V 4x4	85	04/91→06/96	→	09/94→	24.0101-3401.2	260043	TRW
2.0 D	55	01/91→01/96	→	05/93→	24.0101-3401.2	260043	TRW











**NISSAN - PRIMERA (P11) 06/96→12/01**











**Bremssattel**

1.6 16V 1.6 16V	66	09/96→12/01	←	☐; + ABS	24.3571-1731.5	240321	TRW Ø 57 - Halter
	73	09/96→10/00	←	☐; + ABS	24.3571-1732.5	240322	TRW Ø 57 - Halter
1.6 16V 2.0 TD	78	06/96→12/01	←	☐; + ABS			
	66	09/96→12/01					
1.8 16V 2.0 16V	84	08/99→12/01	←	☐; + ABS	24.3571-1731.5	240321	TRW Ø 57 - Halter
	85	09/96→12/01	←	☐; + ABS	24.3571-1732.5	240322	TRW Ø 57 - Halter
2.0 16V 2.0 16V	103	08/99→12/01	→	☐; → 03/01	24.3344-1717.5	240341	TRW Ø 34 - Halter
			→	☐; → 03/01	24.3344-1718.5	240342	TRW Ø 34 - Halter
2.0 16V 2.0 16V	96 110	09/96→12/01 09/96→12/01	←	☐; 04/98→; + ABS	24.3571-1731.5	240321	TRW Ø 57 - Halter

	kw			 	! #			
<b>NISSAN - PRIMERA (P11) 06/96→12/01</b>								
 <b>Bremssattel</b>								
2.0 16V 2.0 16V	96 110	09/96→12/01 09/96→12/01	← → →	☐; 04/98→; + ABS ☐; → 03/01 ☐; → 03/01	24.3571-1732.5 24.3344-1717.5 24.3344-1718.5	240322 240341 240342	TRW Ø 57 - Halter TRW Ø 34 - Halter TRW Ø 34 - Halter	
 <b>Bremsschlauch</b>								
1.6 16V 1.6 16V 1.6 16V 1.8 16V 2.0 16V 2.0 16V 2.0 16V 2.0 16V 2.0 TD	66 73 78 84 85 96 103 110 66	09/96→12/01 09/96→10/00 06/96→12/01 08/99→12/01 09/96→12/01 09/96→12/01 08/99→12/01 09/96→12/01 09/96→12/01	← ← → →	☐ ☐ ☐ ☐	24.5267-0390.3 24.5267-0391.3 24.5281-0580.3 24.5281-0585.3	330932 330974 331006 331007	L= 390 L= 390 L= 580 L= 585	
<b>NISSAN - PRIMERA (P12) 01/02→</b>								
 <b>Bremssattel</b>								
1.6 1.8 2.0	78 85 103	03/02→ 03/02→ 03/02→	← ← → →	☐; → 10/08 ☐; → 10/08 ☐; → 10/08 ☐; → 10/08	24.3571-1781.5 24.3571-1782.5 11.9387-7021.2 11.9387-7022.2	240745 240746 220629 220630	Ø 57 - Halter Ø 57 - Halter ATE Ø 38 - Halter ATE Ø 38 - Halter	
1.6 2.5	80 125	01/02→ 01/02→	← ← → →	☐; 03/02→ 04/06 ☐; 03/02→ 04/06 ☐; 03/02→ 04/06 ☐; 03/02→ 04/06	24.3571-1781.5 24.3571-1782.5 11.9387-7021.2 11.9387-7022.2	240745 240746 220629 220630	Ø 57 - Halter Ø 57 - Halter ATE Ø 38 - Halter ATE Ø 38 - Halter	
1.9 dCi	85	08/02→	← ← → →	☐; 04/03→ 10/07 ☐; 04/03→ 10/07 ☐; 04/03→ 10/07 ☐; 04/03→ 10/07	24.3571-1781.5 24.3571-1782.5 11.9387-7021.2 11.9387-7022.2	240745 240746 220629 220630	Ø 57 - Halter Ø 57 - Halter ATE Ø 38 - Halter ATE Ø 38 - Halter	
1.9 dCi 2.2 dCi	88 102	04/03→ 04/03→	← ← → →	☐; → 10/07 ☐; → 10/07 ☐; → 10/07 ☐; → 10/07	24.3571-1781.5 24.3571-1782.5 11.9387-7021.2 11.9387-7022.2	240745 240746 220629 220630	Ø 57 - Halter Ø 57 - Halter ATE Ø 38 - Halter ATE Ø 38 - Halter	
2.2 Di	93	03/02→	← ← → →	☐; → 04/03 ☐; → 04/03 ☐; → 04/03 ☐; → 04/03	24.3571-1781.5 24.3571-1782.5 11.9387-7021.2 11.9387-7022.2	240745 240746 220629 220630	Ø 57 - Halter Ø 57 - Halter ATE Ø 38 - Halter ATE Ø 38 - Halter	
<b>Feder, Bremssattel</b>								
1.6 1.8 2.0	78 85 103	03/02→ 03/02→ 03/02→	→	→ 10/08	2	11.8116-0340.1 11.8116-0340.1 11.8116-0340.1	390595 390595 390595	ATE ATE ATE
1.6 2.5	80 125	01/02→ 01/02→	→	03/02→ 04/06	2	11.8116-0340.1	390595	ATE
1.9 dCi	85	08/02→	→	04/03→ 10/07	2	11.8116-0340.1	390595	ATE
1.9 dCi 2.2 dCi	88 102	04/03→ 04/03→	→	→ 10/07	2	11.8116-0340.1	390595	ATE ATE
2.2 Di	93	03/02→	→	→ 04/03	2	11.8116-0340.1	390595	ATE
<b>Führungshülzensatz, Bremssattel</b>								
1.6 1.8 2.0	78 85 103	03/02→ 03/02→ 03/02→	→	→ 10/08		11.0101-5407.2	260011	ATE
1.6 2.5	80 125	01/02→ 01/02→	→	03/02→ 04/06		11.0101-5407.2	260011	ATE
1.9 dCi	85	08/02→	→	04/03→ 10/07		11.0101-5407.2	260011	ATE
1.9 dCi 2.2 dCi	88 102	04/03→ 04/03→	→	→ 10/07		11.0101-5407.2	260011	ATE ATE
2.2 Di	93	03/02→	→	→ 04/03		11.0101-5407.2	260011	ATE
<b>Führungsbolzen, Bremssattel</b>								
1.6 1.8 2.0	78 85 103	03/02→ 03/02→ 03/02→		→ 10/08		11.8171-0008.1	990049	ATE
↓								



	kw			 	! #		
<b>NISSAN - PRIMERA (P12) 01/02→</b>							
<b>Führungsbolzen, Bremsattel</b>							
1.6 2.5	80 125	01/02→ 01/02→		03/02→ 04/06		11.8171-0008.1 990049	ATE
1.9 dCi	85	08/02→		04/03→ 10/07		11.8171-0008.1 990049	ATE
1.9 dCi 2.2 dCi	88 102	04/03→ 04/03→		→ 10/07		11.8171-0008.1 990049	ATE
2.2 Di	93	03/02→		→ 04/03		11.8171-0008.1 990049	ATE
<b> Bremsschlauch</b>							
1.6 1.8 2.0	78 85 103	03/02→ 03/02→ 03/02→	← ← → →	☐; → 10/08 ☐; → 10/08 ☐; → 10/08 ☐; → 10/08		24.5278-0652.3 331189 24.5278-0661.3 331190 24.5281-0640.3 330968 24.5281-0641.3 330969	L= 652 L= 661 L= 640 L= 640
1.6 2.5	80 125	01/02→ 01/02→	← ← → →	☐; 03/02→ 04/06 ☐; 03/02→ 04/06 ☐; 03/02→ 04/06 ☐; 03/02→ 04/06		24.5278-0652.3 331189 24.5278-0661.3 331190 24.5281-0640.3 330968 24.5281-0641.3 330969	L= 652 L= 661 L= 640 L= 640
1.9 dCi	85	08/02→	← ← → →	☐; 04/03→ 10/07 ☐; 04/03→ 10/07 ☐; 04/03→ 10/07 ☐; 04/03→ 10/07		24.5278-0652.3 331189 24.5278-0661.3 331190 24.5281-0640.3 330968 24.5281-0641.3 330969	L= 652 L= 661 L= 640 L= 640
1.9 dCi 2.2 dCi	88 102	04/03→ 04/03→	← ← → →	☐; → 10/07 ☐; → 10/07 ☐; → 10/07 ☐; → 10/07		24.5278-0652.3 331189 24.5278-0661.3 331190 24.5281-0640.3 330968 24.5281-0641.3 330969	L= 652 L= 661 L= 640 L= 640
2.2 Di	93	03/02→	← ← → →	☐; → 04/03 ☐; → 04/03 ☐; → 04/03 ☐; → 04/03		24.5278-0652.3 331189 24.5278-0661.3 331190 24.5281-0640.3 330968 24.5281-0641.3 330969	L= 652 L= 661 L= 640 L= 640
<b>NISSAN - PRIMERA Hatchback (P10) 06/90→06/96</b>							
<b> Bremsattel</b>							
1.6	66	06/90→01/96	→ →	☐; 05/93→; + ABS ☐; 05/93→; + ABS		24.3344-1701.5 240087 24.3344-1702.5 240088	TRW Ø 34 - Halter
1.6	75	06/93→01/96	→ →	☐; + ABS ☐; + ABS		24.3344-1701.5 240087 24.3344-1702.5 240088	TRW Ø 34 - Halter
2.0 2.0 2.0 16V	110 112 85	06/90→01/96 09/90→01/96 06/90→01/96	→ → →	☐ ☐ ☐		24.3344-1701.5 240087 24.3344-1702.5 240088	TRW Ø 34 - Halter
2.0 16V 4x4	85	04/91→06/96	→ →	☐; 09/94→ ☐; 09/94→		24.3344-1701.5 240087 24.3344-1702.5 240088	TRW Ø 34 - Halter
2.0 D	55	01/91→01/96	→ →	☐; 05/93→ ☐; 05/93→		24.3344-1701.5 240087 24.3344-1702.5 240088	TRW Ø 34 - Halter
2.0 i	92	01/95→06/96	→ →	☐; → 01/96 ☐; → 01/96		24.3344-1701.5 240087 24.3344-1702.5 240088	TRW Ø 34 - Halter
<b>Zubehörsatz, Bremsattel</b>							
1.6	66	06/90→01/96	→	05/93→; + ABS		24.0101-3401.2 260043	TRW
1.6	75	06/93→01/96	→	+ ABS		24.0101-3401.2 260043	TRW
2.0 2.0 2.0 16V	110 112 85	06/90→01/96 09/90→01/96 06/90→01/96	→			24.0101-3401.2 260043	TRW
2.0 16V 4x4	85	04/91→06/96	→	09/94→		24.0101-3401.2 260043	TRW
2.0 D	55	01/91→01/96	→	05/93→		24.0101-3401.2 260043	TRW
2.0 i	92	01/95→06/96	→	→ 01/96		24.0101-3401.2 260043	TRW
<b>NISSAN - PRIMERA Hatchback (P11) 06/96→07/02</b>							
<b> Bremsattel</b>							
1.6 16V 1.6 16V ↓	66 73	09/96→07/02 09/96→07/02	←	☐; → 02/02; + ABS		24.3571-1731.5 240321	TRW Ø 57 - Halter

	kw			 	! #		
<b>NISSAN - PRIMERA Hatchback (P11) 06/96→07/02</b>							
 <b>Bremssattel</b>							
1.6 16V 2.0 TD	78 66	09/00→07/02 09/96→07/02	←	☐; → 02/02; + ABS		24.3571-1732.5 240322	TRW Ø 57 - Halter
1.8 16V 2.0 16V 2.0 16V	84 85 103	08/99→07/02 09/96→07/02 08/99→07/02	←	☐; → 02/02; + ABS		24.3571-1731.5 240321	TRW Ø 57 - Halter
			←	☐; → 02/02; + ABS		24.3571-1732.5 240322	TRW Ø 57 - Halter
			→	☐; → 03/01		24.3344-1717.5 240341	TRW Ø 34 - Halter
			→	☐; → 03/01		24.3344-1718.5 240342	TRW Ø 34 - Halter
2.0 16V 2.0 16V	96 110	09/96→07/02 09/96→07/02	←	☐; 04/98→ 02/02; + ABS		24.3571-1731.5 240321	TRW Ø 57 - Halter
			←	☐; 04/98→ 02/02; + ABS		24.3571-1732.5 240322	TRW Ø 57 - Halter
			→	☐; → 03/01		24.3344-1717.5 240341	TRW Ø 34 - Halter
			→	☐; → 03/01		24.3344-1718.5 240342	TRW Ø 34 - Halter
 <b>Bremsschlauch</b>							
1.6 16V 1.6 16V 1.6 16V 1.8 16V 2.0 16V 2.0 16V 2.0 16V 2.0 16V 2.0 TD	66 73 78 84 85 96 103 110 66	09/96→07/02 09/96→07/02 09/00→07/02 08/99→07/02 09/96→07/02 09/96→07/02 08/99→07/02 09/96→07/02 09/96→07/02	←	☐; → 02/02		24.5267-0390.3 330932	L= 390
			←	☐; → 02/02		24.5267-0391.3 330974	L= 390
			→	☐; → 02/02		24.5281-0580.3 331006	L= 580
			→	☐; → 02/02		24.5281-0585.3 331007	L= 585
<b>NISSAN - PRIMERA Hatchback (P12) 01/02→</b>							
 <b>Bremssattel</b>							
1.6 1.8 2.0	78 85 103	07/02→ 07/02→ 07/02→	←	☐; → 10/08		24.3571-1781.5 240745	Ø 57 - Halter
			←	☐; → 10/08		24.3571-1782.5 240746	Ø 57 - Halter
			→	☐; → 10/08		11.9387-7021.2 220629	ATE Ø 38 - Halter
			→	☐; → 10/08		11.9387-7022.2 220630	ATE Ø 38 - Halter
1.6	80	07/02→	←	☐; → 04/06		24.3571-1781.5 240745	Ø 57 - Halter
			←	☐; → 04/06		24.3571-1782.5 240746	Ø 57 - Halter
			→	☐; → 04/06		11.9387-7021.2 220629	ATE Ø 38 - Halter
			→	☐; → 04/06		11.9387-7022.2 220630	ATE Ø 38 - Halter
1.9 dCi 1.9 dCi 2.2 dCi	85 88 102	08/02→ 04/03→ 04/03→	←	☐; 04/03→ 10/07		24.3571-1781.5 240745	Ø 57 - Halter
			←	☐; 04/03→ 10/07		24.3571-1782.5 240746	Ø 57 - Halter
			→	☐; 04/03→ 10/07		11.9387-7021.2 220629	ATE Ø 38 - Halter
			→	☐; 04/03→ 10/07		11.9387-7022.2 220630	ATE Ø 38 - Halter
2.2 Di	93	07/02→	←	☐; → 04/03		24.3571-1781.5 240745	Ø 57 - Halter
			←	☐; → 04/03		24.3571-1782.5 240746	Ø 57 - Halter
			→	☐; → 04/03		11.9387-7021.2 220629	ATE Ø 38 - Halter
			→	☐; → 04/03		11.9387-7022.2 220630	ATE Ø 38 - Halter
2.5	125	01/02→	←	☐; 03/02→ 04/06		24.3571-1781.5 240745	Ø 57 - Halter
			←	☐; 03/02→ 04/06		24.3571-1782.5 240746	Ø 57 - Halter
			→	☐; 03/02→ 04/06		11.9387-7021.2 220629	ATE Ø 38 - Halter
			→	☐; 03/02→ 04/06		11.9387-7022.2 220630	ATE Ø 38 - Halter
<b>Feder, Bremssattel</b>							
1.6 1.8 2.0	78 85 103	07/02→ 07/02→ 07/02→	→	→ 10/08	2	11.8116-0340.1 390595	ATE
1.6	80	07/02→	→	→ 04/06	2	11.8116-0340.1 390595	ATE
1.9 dCi	85	08/02→	→	04/03→ 10/07	2	11.8116-0340.1 390595	ATE
1.9 dCi 2.2 dCi	88 102	04/03→ 04/03→	→	→ 10/07	2	11.8116-0340.1 390595	ATE
2.2 Di	93	07/02→	→	→ 04/03	2	11.8116-0340.1 390595	ATE
2.5 ↓	125	01/02→	→	03/02→ 04/06	2	11.8116-0340.1 390595	ATE

**NISSAN - PRIMERA Hatchback (P12) 01/02→**

**Führungshülzensatz, Bremsattel**

1.6	78	07/02→	➡	→ 10/08	11.0101-5407.2	260011	ATE
1.8	85	07/02→					
2.0	103	07/02→					
1.6	80	07/02→	➡	→ 04/06	11.0101-5407.2	260011	ATE
1.9 dCi	85	08/02→	➡	04/03→ 10/07	11.0101-5407.2	260011	ATE
1.9 dCi	88	04/03→	➡	→ 10/07	11.0101-5407.2	260011	ATE
2.2 dCi	102	04/03→					
2.2 Di	93	07/02→	➡	→ 04/03	11.0101-5407.2	260011	ATE
2.5	125	01/02→	➡	03/02→ 04/06	11.0101-5407.2	260011	ATE

**Führungsbolzen, Bremsattel**

1.6	78	07/02→		→ 10/08	11.8171-0008.1	990049	ATE
1.8	85	07/02→					
2.0	103	07/02→					
1.6	80	07/02→		→ 04/06	11.8171-0008.1	990049	ATE
1.9 dCi	85	08/02→		04/03→ 10/07	11.8171-0008.1	990049	ATE
1.9 dCi	88	04/03→		→ 10/07	11.8171-0008.1	990049	ATE
2.2 dCi	102	04/03→					
2.2 Di	93	07/02→		→ 04/03	11.8171-0008.1	990049	ATE
2.5	125	01/02→		03/02→ 04/06	11.8171-0008.1	990049	ATE

**Bremsschlauch**

1.6	78	07/02→	←	☐; → 10/08	24.5278-0652.3	331189	L= 652
1.8	85	07/02→	←	☐; → 10/08	24.5278-0661.3	331190	L= 661
2.0	103	07/02→	➡	☐; → 10/08	24.5281-0640.3	330968	L= 640
			➡	☐; → 10/08	24.5281-0641.3	330969	L= 640
1.6	80	07/02→	←	☐; → 04/06	24.5278-0652.3	331189	L= 652
			←	☐; → 04/06	24.5278-0661.3	331190	L= 661
			➡	☐; → 04/06	24.5281-0640.3	330968	L= 640
			➡	☐; → 04/06	24.5281-0641.3	330969	L= 640
1.9 dCi	85	08/02→	←	☐; 04/03→ 10/07	24.5278-0652.3	331189	L= 652
			←	☐; 04/03→ 10/07	24.5278-0661.3	331190	L= 661
			➡	☐; 04/03→ 10/07	24.5281-0640.3	330968	L= 640
			➡	☐; 04/03→ 10/07	24.5281-0641.3	330969	L= 640
1.9 dCi	88	04/03→	←	☐; → 10/07	24.5278-0652.3	331189	L= 652
2.2 dCi	102	04/03→	←	☐; → 10/07	24.5278-0661.3	331190	L= 661
			➡	☐; → 10/07	24.5281-0640.3	330968	L= 640
			➡	☐; → 10/07	24.5281-0641.3	330969	L= 640
2.2 Di	93	07/02→	←	☐; → 04/03	24.5278-0652.3	331189	L= 652
			←	☐; → 04/03	24.5278-0661.3	331190	L= 661
			➡	☐; → 04/03	24.5281-0640.3	330968	L= 640
			➡	☐; → 04/03	24.5281-0641.3	330969	L= 640
2.5	125	01/02→	←	☐; 03/02→ 04/06	24.5278-0652.3	331189	L= 652
			←	☐; 03/02→ 04/06	24.5278-0661.3	331190	L= 661
			➡	☐; 03/02→ 04/06	24.5281-0640.3	330968	L= 640
			➡	☐; 03/02→ 04/06	24.5281-0641.3	330969	L= 640

**NISSAN - PRIMERA Traveller (WP11) 06/96→01/02**

**Bremssattel**

1.6 16V	66	04/98→12/01	←	☐	24.3571-1731.5	240321	TRW Ø 57 - Halter
1.6 16V	73	04/98→12/01	←	☐	24.3571-1732.5	240322	TRW Ø 57 - Halter
1.8 16V	84	08/99→12/01	←	☐	24.3571-1732.5	240322	TRW Ø 57 - Halter
2.0 TD	66	04/98→12/01	➡	☐; → 03/01	24.3344-1717.5	240341	TRW Ø 34 - Halter
			➡	☐; → 03/01	24.3344-1718.5	240342	TRW Ø 34 - Halter
1.6 16V	81	04/98→01/02	←	☐; + ABS	24.3571-1731.5	240321	TRW Ø 57 - Halter
			←	☐	24.3571-1731.5	240321	TRW Ø 57 - Halter
			←	☐; + ABS	24.3571-1732.5	240322	TRW Ø 57 - Halter
			←	☐	24.3571-1732.5	240322	TRW Ø 57 - Halter
			➡	☐; → 03/01	24.3344-1717.5	240341	TRW Ø 34 - Halter

**NISSAN - PRIMERA Traveller (WP11) 06/96→01/02**

**Bremssattel**

1.6 16V	81	04/98→01/02	➡	☐; → 03/01	24.3344-1718.5	240342	TRW Ø 34 - Halter
2.0 16V	85	06/96→12/01	←	☐; 04/98→ 06/99	24.3571-1731.5	240321	TRW Ø 57 - Halter
			←	☐; 04/98→ 06/99	24.3571-1732.5	240322	TRW Ø 57 - Halter
			➡	☐; 04/98→ 03/01	24.3344-1717.5	240341	TRW Ø 34 - Halter
			➡	☐; 04/98→ 03/01	24.3344-1718.5	240342	TRW Ø 34 - Halter
2.0 16V	96	04/98→12/01	←	☐; → 06/99	24.3571-1731.5	240321	TRW Ø 57 - Halter
			←	☐; → 06/99	24.3571-1732.5	240322	TRW Ø 57 - Halter
			➡	☐; → 03/01	24.3344-1717.5	240341	TRW Ø 34 - Halter
			➡	☐; → 03/01	24.3344-1718.5	240342	TRW Ø 34 - Halter
2.0 16V	103	08/99→12/01	➡	☐; → 03/01	24.3344-1717.5	240341	TRW Ø 34 - Halter
			➡	☐; → 03/01	24.3344-1718.5	240342	TRW Ø 34 - Halter

**Feder, Bremssattel**

2.0 16V	85	06/96→12/01		07/99→	2	11.8116-0274.1	390516	ATE
2.0 16V	96	04/98→12/01						
2.0 16V	103	08/99→12/01			2	11.8116-0274.1	390516	ATE

**Führungshülzensatz, Bremssattel**

2.0 16V	85	06/96→12/01	←	07/99→		11.0101-5407.2	260011	ATE
2.0 16V	96	04/98→12/01						
2.0 16V	103	08/99→12/01	←			11.0101-5407.2	260011	ATE

**Führungsbolzen, Bremssattel**

2.0 16V	85	06/96→12/01		07/99→		11.8171-0008.1	990049	ATE
2.0 16V	96	04/98→12/01						
2.0 16V	103	08/99→12/01				11.8171-0008.1	990049	ATE

**Bremsschlauch**












1.6 16V	66	04/98→12/01	←	☐	24.5267-0390.3	330932	L= 390
1.6 16V	73	04/98→12/01	←	☐	24.5267-0391.3	330974	L= 390
1.6 16V	81	04/98→01/02	←	☐			
1.8 16V	84	08/99→12/01	➡	☐	24.5281-0580.3	331006	L= 580
2.0 16V	96	04/98→12/01	➡	☐			
2.0 16V	103	08/99→12/01	➡	☐	24.5281-0585.3	331007	L= 585
2.0 TD	66	04/98→12/01					
2.0 16V	85	06/96→12/01	←	☐; 04/98→	24.5267-0390.3	330932	L= 390
			←	☐; 04/98→	24.5267-0391.3	330974	L= 390
			➡	☐; 04/98→	24.5281-0580.3	331006	L= 580
			➡	☐; 04/98→	24.5281-0585.3	331007	L= 585














**NISSAN - PRIMERA Traveller (WP12) 01/02→**
















**Bremssattel**











1.6 Visia 2.5	80 125	01/02→ 01/02→	←	☐; 03/02→ 04/06	24.3571-1781.5	240745	Ø 57 - Halter
			←	☐; 03/02→ 04/06	24.3571-1782.5	240746	Ø 57 - Halter
			➡	☐; 03/02→ 04/06	11.9387-7021.2	220629	ATE Ø 38 - Halter
			➡	☐; 03/02→ 04/06	11.9387-7022.2	220630	ATE Ø 38 - Halter
1.8 2.0	85 103	03/02→ 03/02→	←	☐; → 10/08	24.3571-1781.5	240745	Ø 57 - Halter
			←	☐; → 10/08	24.3571-1782.5	240746	Ø 57 - Halter
			➡	☐; → 10/08	11.9387-7021.2	220629	ATE Ø 38 - Halter
			➡	☐; → 10/08	11.9387-7022.2	220630	ATE Ø 38 - Halter
1.9 dCi	85	08/02→	←	☐; 04/03→ 10/07	24.3571-1781.5	240745	Ø 57 - Halter
			←	☐; 04/03→ 10/07	24.3571-1782.5	240746	Ø 57 - Halter
			➡	☐; 04/03→ 10/07	11.9387-7021.2	220629	ATE Ø 38 - Halter
			➡	☐; 04/03→ 10/07	11.9387-7022.2	220630	ATE Ø 38 - Halter
1.9 dCi 2.2 dCi	88 102	04/03→ 04/03→	←	☐; → 10/07	24.3571-1781.5	240745	Ø 57 - Halter
			←	☐; → 10/07	24.3571-1782.5	240746	Ø 57 - Halter
			➡	☐; → 10/07	11.9387-7021.2	220629	ATE Ø 38 - Halter
			➡	☐; → 10/07	11.9387-7022.2	220630	ATE Ø 38 - Halter
2.2 Di	93	03/02→	←	☐; → 04/03	24.3571-1781.5	240745	Ø 57 - Halter
			←	☐; → 04/03	24.3571-1782.5	240746	Ø 57 - Halter

↓
















	kw			 	! #		
<b>NISSAN - PRIMERA Traveller (WP12) 01/02→</b>							
 <b>Bremssattel</b>							
2.2 Di	93	03/02→	➡	☐; → 04/03		11.9387-7021.2 220629	ATE Ø 38 - Halter
			➡	☐; → 04/03		11.9387-7022.2 220630	ATE Ø 38 - Halter
<b>Feder, Bremssattel</b>							
1.6 Visia	80	01/02→	➡	03/02→ 04/06	2	11.8116-0340.1 390595	ATE
2.5	125	01/02→					
1.8	85	03/02→	➡	→ 10/08	2	11.8116-0340.1 390595	ATE
2.0	103	03/02→					
1.9 dCi	85	08/02→	➡	04/03→ 10/07	2	11.8116-0340.1 390595	ATE
1.9 dCi	88	04/03→	➡	→ 10/07	2	11.8116-0340.1 390595	ATE
2.2 dCi	102	04/03→					
2.2 Di	93	03/02→	➡	→ 04/03	2	11.8116-0340.1 390595	ATE
<b>Führungshülzensatz, Bremssattel</b>							
1.6 Visia	80	01/02→	➡	03/02→ 04/06		11.0101-5407.2 260011	ATE
2.5	125	01/02→					
1.8	85	03/02→	➡	→ 10/08		11.0101-5407.2 260011	ATE
2.0	103	03/02→					
1.9 dCi	85	08/02→	➡	04/03→ 10/07		11.0101-5407.2 260011	ATE
1.9 dCi	88	04/03→	➡	→ 10/07		11.0101-5407.2 260011	ATE
2.2 dCi	102	04/03→					
2.2 Di	93	03/02→	➡	→ 04/03		11.0101-5407.2 260011	ATE
<b>Führungsbolzen, Bremssattel</b>							
1.6 Visia	80	01/02→		03/02→ 04/06		11.8171-0008.1 990049	ATE
2.5	125	01/02→					
1.8	85	03/02→		→ 10/08		11.8171-0008.1 990049	ATE
2.0	103	03/02→					
1.9 dCi	85	08/02→		04/03→ 10/07		11.8171-0008.1 990049	ATE
1.9 dCi	88	04/03→		→ 10/07		11.8171-0008.1 990049	ATE
2.2 dCi	102	04/03→					
2.2 Di	93	03/02→		→ 04/03		11.8171-0008.1 990049	ATE
 <b>Bremsschlauch</b>							
1.6 Visia	80	01/02→	←	☐; 03/02→ 04/06		24.5278-0652.3 331189	L= 652
2.5	125	01/02→	←	☐; 03/02→ 04/06		24.5278-0661.3 331190	L= 661
			➡	☐; 03/02→ 04/06		24.5281-0640.3 330968	L= 640
			➡	☐; 03/02→ 04/06		24.5281-0641.3 330969	L= 640
1.8	85	03/02→	←	☐; → 10/08		24.5278-0652.3 331189	L= 652
2.0	103	03/02→	←	☐; → 10/08		24.5278-0661.3 331190	L= 661
			➡	☐; → 10/08		24.5281-0640.3 330968	L= 640
			➡	☐; → 10/08		24.5281-0641.3 330969	L= 640
1.9 dCi	85	08/02→	←	☐; 04/03→ 10/07		24.5278-0652.3 331189	L= 652
			←	☐; 04/03→ 10/07		24.5278-0661.3 331190	L= 661
			➡	☐; 04/03→ 10/07		24.5281-0640.3 330968	L= 640
			➡	☐; 04/03→ 10/07		24.5281-0641.3 330969	L= 640
1.9 dCi	88	04/03→	←	☐; → 10/07		24.5278-0652.3 331189	L= 652
2.2 dCi	102	04/03→	←	☐; → 10/07		24.5278-0661.3 331190	L= 661
			➡	☐; → 10/07		24.5281-0640.3 330968	L= 640
			➡	☐; → 10/07		24.5281-0641.3 330969	L= 640
2.2 Di	93	03/02→	←	☐; → 04/03		24.5278-0652.3 331189	L= 652
			←	☐; → 04/03		24.5278-0661.3 331190	L= 661
			➡	☐; → 04/03		24.5281-0640.3 330968	L= 640
			➡	☐; → 04/03		24.5281-0641.3 330969	L= 640
<b>NISSAN - PULSAR I Stufenheck (N15) 07/95→07/00</b>							
 <b>Bremssattel</b>							
1.6	86	09/95→07/00	➡	☐; 01/98→ 04/00; + ABS		24.3344-1719.5 240343	Ø 34 - Halter
			➡	☐; 01/98→ 04/00; + ABS		24.3344-1720.5 240344	Ø 34 - Halter
 <b>Bremsschlauch</b>							
1.6	86	09/95→07/00	←	☐; → 04/00		24.5283-0470.3 330959	L= 470
↓							











	kw			 	! #		
<b>NISSAN - PULSAR I Stufenheck (N15) 07/95→07/00</b>							
 <b>Bremsschlauch</b>							
1.6	86	09/95→07/00	←	☐; → 04/00		24.5283-0471.3 330960	L= 470
			→	→ 04/00	2	24.5281-0556.3 330955	L= 555
<b>NISSAN - QASHQAI / QASHQAI +2 I (J10, JJ10) 12/06→12/13</b>							
 <b>Bremssattel</b>							
1.5 dCi	76	07/08→12/13	→	☐; → 07/10; kurzer Radstand		24.3351-1701.5 240725	Ø 35 - Halter
1.5 dCi	78	02/07→12/13	→	☐; → 07/10; kurzer Radstand		24.3351-1702.5 240726	Ø 35 - Halter
1.6	81	02/07→	→				
1.6	84	02/07→12/13	→				
2.0	102	02/07→12/13	→				
2.0	104	02/07→12/13	→				
2.0 Allrad	102	02/07→12/13	→				
2.0 Allrad	104	02/07→12/13	→				
2.0 dCi	110	02/07→12/13	→				
2.0 dCi Allrad	110	02/07→12/13	→				
 <b>Bremsschlauch</b>							
1.5 dCi	76	07/08→12/13	←	☐		24.5266-0600.3 331161	L= 600
1.5 dCi	78	02/07→12/13	←	☐		24.5266-0601.3 331162	L= 600
1.6	81	02/07→	←				
1.6	84	02/07→12/13	→	innen	2	24.5247-0190.3 331385	L= 190
1.6	86	11/10→12/13	→				
1.6 dCi	96	10/11→12/13	→	☐ / am Bremssattel / außen		24.5292-0240.3 331225	L= 240
1.6 dCi Allrad	96	10/11→12/13	→	☐ / am Bremssattel / außen		24.5292-0241.3 331226	L= 240
2.0	102	02/07→12/13	→				
2.0	104	02/07→12/13	→				
2.0 Allrad	102	02/07→12/13	→				
2.0 Allrad	104	02/07→12/13	→				
2.0 dCi	110	02/07→12/13	→				
2.0 dCi Allrad	110	02/07→12/13	→				
1.5 dCi	81	01/10→12/13	←	☐; 11/10→		24.5266-0600.3 331161	L= 600
			←	☐; 11/10→		24.5266-0601.3 331162	L= 600
			→	innen; 11/10→	2	24.5247-0190.3 331385	L= 190
			→	☐ / am Bremssattel / außen; 11/10→		24.5292-0240.3 331225	L= 240
			→	☐ / am Bremssattel / außen; 11/10→		24.5292-0241.3 331226	L= 240
<b>NISSAN - QASHQAI II (J11, J11_) 11/13→</b>							
 <b>Bremsschlauch</b>							
1.5 dCi	81	11/13→	←	☐; → 01/14		24.5266-0600.3 331161	L= 600
			←	☐; → 01/14		24.5266-0601.3 331162	L= 600
			→	innen; → 01/14	2	24.5247-0190.3 331385	L= 190
			→	☐ / am Bremssattel / außen; → 01/14		24.5292-0240.3 331225	L= 240
			→	☐ / am Bremssattel / außen; → 01/14		24.5292-0241.3 331226	L= 240
<b>NISSAN - SUNNY III (N14) 05/90→12/96</b>							
 <b>Bremssattel</b>							
1.4	60	10/90→06/95	←	☐; → 05/95		24.3481-1726.5 240188	SUM Ø 48 - Halter
1.4 i 16V	64	10/90→06/95	←				
1.6	60	10/90→06/95	←				
1.6 16V	78	01/93→12/95	←				
1.4 i	55	10/90→05/95	←	☐		24.3481-1726.5 240188	SUM Ø 48 - Halter
1.6 i	66	10/90→05/95	←				
1.6 i 16V	75	10/92→05/95	←				
1.6 i 16V 4WD	66	10/90→05/95	←				
2.0 D	55	10/90→05/95	←				
<b>NISSAN - SUNNY III Hatchback (N14) 10/90→07/95</b>							
 <b>Bremssattel</b>							
1.4	60	10/90→06/95	←	☐; → 05/95		24.3481-1726.5 240188	SUM Ø 48 - Halter
1.4 i	55	10/90→05/95	←	☐		24.3481-1726.5 240188	SUM Ø 48 - Halter
1.4 i 16V	64	10/90→05/95	←				
1.6 i	66	10/90→05/95	←				
1.6 i	82	10/90→05/95	←				
1.6 i 16V	75	10/92→05/95	←				
1.6 i 16V 4x4	75	10/92→05/95	←				
2.0 D	55	10/90→05/95	←				








	kw			 	! #		
<b>NISSAN - SUNNY III Liftback (N14) 10/90→10/95</b>							
 <b>Bremssattel</b>							
1.4 i 1.6 i 1.6 i 16V 2.0 D	55 66 75 55	10/90→05/95 10/90→05/95 10/92→05/95 10/90→05/95	←	☐		24.3481-1726.5 240188	SUM Ø 48 - Halter
1.4 i 16V 1.6	64 82	10/90→06/95 10/91→10/95	←	☐; → 05/95		24.3481-1726.5 240188	SUM Ø 48 - Halter
<b>NISSAN - TERRANO II (R20) 10/92→09/07</b>							
 <b>Bremsschlauch</b>							
2.4 4WD 2.7 TD 4WD	85 74	05/96→01/02 02/93→01/02	←	☐; 09/00→; + ABS		24.5290-0410.3 331081	L= 410
			←	☐; 09/00→; + ABS		24.5290-0414.3 331175	L= 414
			→		2	24.5278-0467.3 331073	L= 467
2.4 4WD 2.7 TDi 4WD	87 92	05/96→09/07 05/96→09/07	←	☐; 09/00→ 11/05; + ABS		24.5290-0410.3 331081	L= 410
			←	☐; 09/00→ 11/05; + ABS		24.5290-0414.3 331175	L= 414
			→	→ 11/05	2	24.5278-0467.3 331073	L= 467
2.4 i 12V 4WD	91	02/93→12/97	→	→ 04/96	2	24.5278-0467.3 331073	L= 467
3.0 Di 4WD	113	05/02→09/07	←	☐; → 04/06; + ABS		24.5290-0410.3 331081	L= 410
			←	☐; → 04/06; + ABS		24.5290-0414.3 331175	L= 414
			→	→ 04/06	2	24.5278-0467.3 331073	L= 467
<b>NISSAN - TERRANO II Van (R20) 06/98→09/07</b>							
 <b>Bremsschlauch</b>							
2.7 TDi 4WD	92	06/98→09/07	←	☐; 09/00→ 11/05; + ABS		24.5290-0410.3 331081	L= 410
			←	☐; 09/00→ 11/05; + ABS		24.5290-0414.3 331175	L= 414
			→	→ 11/05	2	24.5278-0467.3 331073	L= 467
3.0 Di 4WD	113	04/03→09/07	←	☐; → 04/06; + ABS		24.5290-0410.3 331081	L= 410
			←	☐; → 04/06; + ABS		24.5290-0414.3 331175	L= 414
			→	→ 04/06	2	24.5278-0467.3 331073	L= 467
<b>NISSAN - TIIDA Schrägheck (C11) 05/04→06/13</b>							
 <b>Bremssattel</b>							
1.8 1.8 4x4	78 95	01/07→06/11 08/06→06/11	→	☐; 09/07→ 04/11		24.3351-1701.5 240725	Ø 35 - Halter
			→	☐; 09/07→ 04/11		24.3351-1702.5 240726	Ø 35 - Halter
1.8 Flex 4x4	78	05/09→06/11	→	☐; → 04/11		24.3351-1701.5 240725	Ø 35 - Halter
			→	☐; → 04/11		24.3351-1702.5 240726	Ø 35 - Halter
<b>NISSAN - TIIDA Schrägheck (C11) 02/06→12/11</b>							
 <b>Bremssattel</b>							
1.5 dCi 1.6 1.8 1.8 Flex	78 81 93 92	09/07→12/11 09/07→12/11 09/07→12/11 05/09→12/11	→	☐; → 04/11		24.3351-1701.5 240725	Ø 35 - Halter
			→	☐; → 04/11		24.3351-1702.5 240726	Ø 35 - Halter
<b>NISSAN - TIIDA Stufenheck (SC11) 05/04→06/13</b>							
 <b>Bremssattel</b>							
1.5 dCi 1.5 dCi 1.6 1.8 1.8	76 78 81 78 93	01/07→12/12 09/07→12/12 09/07→12/12 01/07→06/11 09/07→12/12	→	☐; → 04/11		24.3351-1701.5 240725	Ø 35 - Halter
			→	☐; → 04/11		24.3351-1702.5 240726	Ø 35 - Halter
1.8	95	08/06→	→	☐; 01/07→ 04/11		24.3351-1701.5 240725	Ø 35 - Halter
			→	☐; 01/07→ 04/11		24.3351-1702.5 240726	Ø 35 - Halter
<b>NISSAN - VERSA I 08/06→</b>							
 <b>Bremssattel</b>							
1.6 Flex 1.8 Flex	82 93	01/11→ 07/10→	→	☐; → 04/11		24.3351-1701.5 240725	Ø 35 - Halter
			→	☐; → 04/11		24.3351-1702.5 240726	Ø 35 - Halter
<b>NISSAN - X-TRAIL (T30) 06/01→01/13</b>							
 <b>Bremsschlauch</b>							
2.0 ↓	103	07/01→01/13	←	☐; → 02/07		24.5290-0502.3 331164	L= 502








	kw			 	! #		
<b>NISSAN - X-TRAIL (T30) 06/01→01/13</b>							
 <b>Bremsschlauch</b>							
2.0	110	09/01→01/13	←	☐; → 02/07		24.5290-0505.3 331083	L= 505
2.0 4x4	103	07/01→01/13	←	☐; → 02/07		24.5290-0485.3 331082	L= 485
2.0 4x4	110	09/01→01/13	→	☐; → 02/07		24.5290-0486.3 331178	L= 485
2.0 4x4	206	06/01→01/13	→	☐; → 02/07		24.5290-0486.3 331178	L= 485
2.2 dCi	100	12/03→01/13	→	☐; → 02/07			
2.2 DCi	84	10/04→01/13					
2.2 dCi 4x4	100	12/03→01/13					
2.5 4x4	132	11/02→01/13					
2.2 DCi FWD	84	06/01→09/03	←	☐; 07/01→		24.5290-0502.3 331164	L= 502
			←	☐; 07/01→		24.5290-0505.3 331083	L= 505
			→	☐; 07/01→		24.5290-0485.3 331082	L= 485
			→	☐; 07/01→		24.5290-0486.3 331178	L= 485
2.2 Di 4x4	84	07/01→10/05	←	☐; → 09/03		24.5290-0502.3 331164	L= 502
			←	☐; → 09/03		24.5290-0505.3 331083	L= 505
			→	☐; → 09/03		24.5290-0485.3 331082	L= 485
			→	☐; → 09/03		24.5290-0486.3 331178	L= 485
2.5 4x4	121	09/02→01/13	←	☐; 01/03→ 02/07		24.5290-0502.3 331164	L= 502
			←	☐; 01/03→ 02/07		24.5290-0505.3 331083	L= 505
			→	☐; 01/03→ 02/07		24.5290-0485.3 331082	L= 485
			→	☐; 01/03→ 02/07		24.5290-0486.3 331178	L= 485
2.5 4x4	134	09/01→02/07	←	☐		24.5290-0502.3 331164	L= 502
			←	☐		24.5290-0505.3 331083	L= 505
			→	☐		24.5290-0485.3 331082	L= 485
			→	☐		24.5290-0486.3 331178	L= 485
2.5 FWD	131	06/01→12/07	←	☐; 11/02→ 02/07		24.5290-0502.3 331164	L= 502
			←	☐; 11/02→ 02/07		24.5290-0505.3 331083	L= 505
			→	☐; 11/02→ 02/07		24.5290-0485.3 331082	L= 485
			→	☐; 11/02→ 02/07		24.5290-0486.3 331178	L= 485
<b>NISSAN - X-TRAIL (T31) 03/07→07/14</b>							
 <b>Bremsschlauch</b>							
2.0	101	06/07→11/13	←	☐		24.5267-0625.3 331332	L= 625
2.0	103	06/08→11/13	←	☐		24.5267-0626.3 331333	L= 625
2.0	104	06/07→11/13	←	☐		24.5267-0626.3 331333	L= 625
2.0 dCi	110	06/07→11/13	→	innen	2	24.5247-0191.3 331386	L= 190
2.0 dCi	127	06/07→11/13	→	☐ / am Bremssattel / außen		24.5290-0240.3 331334	L= 240
2.0 dCi 4x4	130	10/09→11/13	→	☐ / am Bremssattel / außen		24.5290-0241.3 331335	L= 240
2.0 dCi FWD	110	06/07→11/13	→	☐ / am Bremssattel / außen		24.5290-0241.3 331335	L= 240
2.0 FWD	103	06/08→11/13					
2.0 FWD	104	03/07→11/13					
2.5 4x4	124	06/07→11/13					
2.5 4x4	122	01/12→	←	☐; 01/12→		24.5267-0625.3 331332	L= 625
			←	☐; 01/12→		24.5267-0626.3 331333	L= 625
			→	innen; 01/12→	2	24.5247-0191.3 331386	L= 190
			→	☐ / am Bremssattel / außen; 01/12→		24.5290-0240.3 331334	L= 240
			→	☐ / am Bremssattel / außen; 01/12→		24.5290-0241.3 331335	L= 240
<b>OPEL - ADAM 10/12→</b>							
 <b>Bremssattel</b>							
1.0	66	07/14→	←	☐;		11.9571-9824.2 220472	ATE Ø 57 - Halter
1.0	85	07/14→	←	für Bremsscheibendurchmesser [mm]: 308; für Fahrzeuge ohne Sportpaket		24.3571-9824.5 240500	ATE Ø 57 - Halter
1.2	69	07/13→	←	☐;		24.3541-1769.5 240601	BOS Ø 54 - Halter
1.4 LPG	64	07/13→	←	für Bremsscheibendurchmesser [mm]: 257		24.3541-1770.5 240602	BOS Ø 54 - Halter
1.4 S	110	11/14→	←	für Bremsscheibendurchmesser [mm]: 257		24.3571-9823.5 240499	ATE Ø 57 - Halter
			←	für Bremsscheibendurchmesser [mm]: 308; für Fahrzeuge ohne Sportpaket		24.3571-9823.5 240499	ATE Ø 57 - Halter
1.2	51	10/12→	←	☐; 01/13→;		11.9571-9824.2 220472	ATE Ø 57 - Halter
1.4	64	10/12→	←	für Bremsscheibendurchmesser [mm]: 308; für Fahrzeuge ohne Sportpaket		24.3571-9824.5 240500	ATE Ø 57 - Halter
1.4	74	10/12→	←	für Bremsscheibendurchmesser [mm]: 308; für Fahrzeuge ohne Sportpaket		24.3571-9824.5 240500	ATE Ø 57 - Halter
↓							












	kW					! #		
<b>OPEL - ADAM 10/12→</b>								
 <b>Bremssattel</b>								
1.2 1.4 1.4	51 64 74	10/12→ 10/12→ 10/12→	←	☐; 01/13→; für Bremsscheibendurchmesser [mm]: 257		24.3541-1769.5	240601	BOS Ø 54 - Halter
			←	☐; 01/13→; für Bremsscheibendurchmesser [mm]: 257		24.3541-1770.5	240602	BOS Ø 54 - Halter
			←	☐; 01/13→; für Bremsscheibendurchmesser [mm]: 308; für Fahrzeuge ohne Sportpaket		24.3571-9823.5	240499	ATE Ø 57 - Halter
 <b>Bremsschlauch</b>								
1.0 1.0 1.2 1.4 LPG 1.4 S	66 85 69 64 110	07/14→ 07/14→ 07/13→ 07/13→ 11/14→	→	am Bremssattel; Scheibenbremse	2	24.5112-0142.3	331016	L= 142
1.2 1.4 1.4	51 64 74	10/12→ 10/12→ 10/12→	→	am Bremssattel; 01/13→; Scheibenbremse	2	24.5112-0142.3	331016	L= 142
<b>OPEL - AGILA (A) (H00) 09/00→12/07</b>								
 <b>Bremssattel</b>								
1.0 1.0 12V 1.2 16V 1.2 16V Twinport 1.3 CDTI	44 43 55 59 51	08/03→12/07 09/00→12/07 09/00→12/07 07/04→12/07 08/03→12/07	←	☐; → 3G002367		24.3481-1757.5	240325	TRW Ø 48 - Halter
			←	☐; → 3G002367		24.3481-1758.5	240326	BOS Ø 48 - Halter
			←	☐; 3G002368→; → 07/07		24.3481-1777.5	240451	Ø 48 - Halter
			←	☐; 3G002368→; → 07/07		24.3481-1778.5	240452	Ø 48 - Halter
 <b>Bremsschlauch</b>								
1.0 1.0 12V 1.2 16V 1.2 16V Twinport 1.3 CDTI	44 43 55 59 51	08/03→12/07 09/00→12/07 09/00→12/07 07/04→12/07 08/03→12/07	→	→ 07/07	2	24.5247-0280.3	330700	L= 280
<b>OPEL - AGILA (B) (H08) 04/08→</b>								
 <b>Bremssattel</b>								
1.0 1.0 1.0 LPG 1.2 1.2 1.2 LPG 1.3 CDTI	48 50 48 63 69 63 55	04/08→ 07/11→ 01/10→ 04/08→ 11/10→ 04/08→ 04/08→	←	☐		24.3541-1821.7	220695	TRW Ø 54 - Halter
			←	☐		24.3541-1822.7	220696	TRW Ø 54 - Halter
<b>OPEL - AMPERA 11/11→</b>								
 <b>Bremssattel</b>								
EV 150	111	11/11→	←	☐		11.9601-2601.2	220913	ATE Ø 60 - Halter
			←	☐		11.9601-2602.2	220914	ATE Ø 60 - Halter
			→	☐; + eFSB		11.9382-7001.2	220889	ATE Ø 38 - Halter
			→	☐; + eFSB		11.9382-7002.2	220890	ATE Ø 38 - Halter
<b>Zubehörsatz, Bremssattel</b>								
EV 150	111	11/11→				11.0103-0001.2	250156	ATE
					08.2012→	11.0103-0002.2	250157	ATE
 <b>Bremsschlauch</b>								
EV 150	111	11/11→	←		2	24.5176-0400.3	331492	L= 400
<b>OPEL - ASTRA CLASSIC (L48) 01/09→</b>								
 <b>Bremssattel</b>								
1.3 CDTI 1.6	66 85	01/09→ 01/09→	←	☐; → 11/10		11.9571-9824.2	220472	ATE Ø 57 - Halter
			←	☐; → 11/10		24.3571-9824.5	240500	ATE Ø 57 - Halter
			→	☐; → 11/10; Felge Lochzahl: 4		24.3571-9823.5	240499	ATE Ø 57 - Halter
			→	☐; → 11/10; Felge Lochzahl: 4		24.3367-1707.7	220669	TRW Ø 36 - Halter
			→	☐; → 11/10; Felge Lochzahl: 4		24.3367-1708.7	220670	TRW Ø 36 - Halter
			→	☐; → 11/10; Felge Lochzahl: 5		24.3387-1701.5	240826	TRW Ø 38 - Halter
↓								










	kw			 	! #		
<b>OPEL - ASTRA CLASSIC (L48) 01/09→</b>							
 <b>Bremssattel</b>							
1.3 CDTI 1.6	66 85	01/09→ 01/09→	➔	☐; → 11/10; Felge Lochzahl: 5		24.3387-1702.5 240827	TRW Ø 38 - Halter
<b>Feder, Bremssattel</b>							
1.3 CDTI 1.6	66 85	01/09→ 01/09→	➔	→ 11/10	2	11.8116-0292.1 390521	ATE
<b>Führungshülzensatz, Bremssattel</b>							
1.3 CDTI 1.6	66 85	01/09→ 01/09→	➔	→ 11/10		11.0101-5407.2 260011	ATE
<b>Führungsbolzen, Bremssattel</b>							
1.3 CDTI 1.6	66 85	01/09→ 01/09→		→ 11/10		11.8171-0008.1 990049	ATE
<b>Dichtungssatz, Bremssattel</b>							
1.3 CDTI 1.6	66 85	01/09→ 01/09→	➔	→ 11/10		11.0441-5704.2 250034	ATE
 <b>Bremsschlauch</b>							
1.3 CDTI 1.6	66 85	01/09→ 01/09→	➔	→ 11/10	2	24.5241-0429.3 331381	L= 429
			➔	☐; → 11/10; für Fahrzeuge mit Trommelbremse an der Hinterachse		24.5152-0218.3 331042	L= 230 mit Rohrleitung
			➔	☐; → 11/10; für Fahrzeuge mit Trommelbremse an der Hinterachse		24.5152-0219.3 331043	L= 230 mit Rohrleitung
			➔	☐; → 11/10; für Fahrzeuge mit Scheibenbremse an der Hinterachse		24.5157-0218.3 331095	L= 219 L2= 185 mit Rohrleitung
			➔	☐; → 11/10; für Fahrzeuge mit Scheibenbremse an der Hinterachse		24.5157-0219.3 331096	L= 219 L2= 185 mit Rohrleitung
<b>OPEL - ASTRA F (56_, 57_) 09/91→09/98</b>							
 <b>Bremssattel</b>							
1.4	60	09/92→09/98	➔	☐; 08/95→		11.9481-9871.2 220681	ATE Ø 48 - Halter
			➔	☐; 08/95→		11.9481-9872.2 220682	ATE Ø 48 - Halter
			➔	☐; → 07/95		24.3481-1733.5 240213	ATE Ø 48 - Halter
			➔	☐; → 07/95		24.3481-1734.5 240214	ATE Ø 48 - Halter
1.4 i	44	09/91→09/98	➔	☐; 10/91→		24.3481-1733.5 240213	ATE Ø 48 - Halter
			➔	☐; 10/91→		24.3481-1734.5 240214	ATE Ø 48 - Halter
1.4 i 16V 1.4 Si	66 60	02/96→09/98 03/92→09/98	➔	☐; Vollautomatik; nicht für Fahrzeuge mit verstärkter Bremse		11.9481-9871.2 220681	ATE Ø 48 - Halter
			➔	☐; Vollautomatik; nicht für Fahrzeuge mit verstärkter Bremse		11.9481-9872.2 220682	ATE Ø 48 - Halter
			➔	☐; Schaltgetriebe; nicht für Fahrzeuge mit verstärkter Bremse		24.3481-1733.5 240213	ATE Ø 48 - Halter
			➔	☐; Schaltgetriebe; nicht für Fahrzeuge mit verstärkter Bremse		24.3481-1734.5 240214	ATE Ø 48 - Halter
			➔	☐; für Fahrzeuge mit verstärkter Bremse		24.3521-1701.5 240001	ATE Ø 52 - Halter
			➔	☐; für Fahrzeuge mit verstärkter Bremse		24.3521-1702.5 240002	ATE Ø 52 - Halter
1.6 1.6 i 1.6 i	55 52 55	09/95→09/98 05/93→07/96 03/92→09/98	➔	☐; Vollautomatik		11.9481-9871.2 220681	ATE Ø 48 - Halter
			➔	☐; Vollautomatik		11.9481-9872.2 220682	ATE Ø 48 - Halter
			➔	☐; Schaltgetriebe		24.3481-1733.5 240213	ATE Ø 48 - Halter
			➔	☐; Schaltgetriebe		24.3481-1734.5 240214	ATE Ø 48 - Halter
			➔	☐		24.3521-1701.5 240001	ATE Ø 52 - Halter
			➔	☐		24.3521-1702.5 240002	ATE Ø 52 - Halter
1.6 i 16V 1.8 i	74 66	08/94→09/98 03/92→09/98	➔	☐		11.9481-9871.2 220681	ATE Ø 48 - Halter
			➔	☐		24.3521-1701.5 240001	ATE Ø 52 - Halter
			➔	☐		11.9481-9872.2 220682	ATE Ø 48 - Halter
			➔	☐		24.3521-1702.5 240002	ATE Ø 52 - Halter
↓							








	kw			 	! #		
<b>OPEL - ASTRA F (56_, 57_) 09/91→09/98</b>							
<b>Bremssattel</b>							
1.7 D 1.7 TD 1.7 TDS	44 50 60	07/92→09/98 11/94→09/98 03/92→09/98	←	☐; nicht für Fahrzeuge mit verstärkter Bremse		11.9481-9871.2 220681	ATE Ø 48 - Halter
			←	☐; nicht für Fahrzeuge mit verstärkter Bremse		11.9481-9872.2 220682	ATE Ø 48 - Halter
			←	☐; für Fahrzeuge mit verstärkter Bremse		24.3521-1701.5 240001	ATE Ø 52 - Halter
			←	☐; für Fahrzeuge mit verstärkter Bremse		24.3521-1702.5 240002	ATE Ø 52 - Halter
1.8 i 16V 1.8 i 16V 1.8 i 16V 2.0 i 16V	82 85 85 100	09/95→09/96 11/94→09/98 09/95→08/97 02/95→09/98	←	☐		24.3521-1701.5 240001	ATE Ø 52 - Halter
			←	☐		24.3521-1702.5 240002	ATE Ø 52 - Halter
			→	☐		13.2351-0013.2 210010	ATE Ø 35
			→	☐		13.2351-0014.2 210011	ATE Ø 35
			→	☐		24.9235-0013.5 230001	ATE Ø 35
			→	☐		24.9235-0014.5 230002	ATE Ø 35
2.0 i	85	03/92→09/98	←	☐		24.3521-1701.5 240001	ATE Ø 52 - Halter
			←	☐		24.3521-1702.5 240002	ATE Ø 52 - Halter
<b>Feder, Bremssattel</b>							
1.4	60	09/92→09/98	←	08/95→	2	11.8116-0129.1 390591	ATE
			←	→ 07/95	2	11.8116-0129.1 390591	ATE
1.4 i	44	09/91→09/98	←	10/91→	2	11.8116-0129.1 390591	ATE
1.4 i 16V 1.4 Si	66 60	02/96→09/98 03/92→09/98		für Fahrzeuge mit verstärkter Bremse	2	11.8116-0097.1 390590	ATE
			←	Schaltgetriebe; nicht für Fahrzeuge mit verstärkter Bremse	2	11.8116-0129.1 390591	ATE
			←	Vollautomatik; nicht für Fahrzeuge mit verstärkter Bremse	2	11.8116-0129.1 390591	ATE
1.6 1.6 i 1.6 i	55 52 55	09/95→09/98 05/93→07/96 03/92→09/98	←	Vollautomatik	2	11.8116-0129.1 390591	ATE
			←	Schaltgetriebe	2	11.8116-0129.1 390591	ATE
1.6 i 16V 1.8 i	74 66	08/94→09/98 03/92→09/98	←		2	11.8116-0097.1 390590	ATE
1.7 D 1.7 TD 1.7 TDS	44 50 60	07/92→09/98 11/94→09/98 03/92→09/98	←	für Fahrzeuge mit verstärkter Bremse	2	11.8116-0097.1 390590	ATE
			←	nicht für Fahrzeuge mit verstärkter Bremse	2	11.8116-0129.1 390591	ATE
1.8 i 16V 1.8 i 16V 1.8 i 16V 2.0 i 2.0 i 16V	82 85 85 85 100	09/95→09/96 11/94→09/98 09/95→08/97 03/92→09/98 02/95→09/98			2	11.8116-0097.1 390590	ATE
<b>Führungshülzensatz, Bremssattel</b>							
1.4	60	09/92→09/98	←	08/95→		11.0101-5407.2 260011	ATE
			←	→ 07/95		11.0101-5407.2 260011	ATE
1.4 i	44	09/91→09/98	←	10/91→		11.0101-5407.2 260011	ATE
1.4 i 16V 1.4 Si	66 60	02/96→09/98 03/92→09/98	←	Schaltgetriebe; nicht für Fahrzeuge mit verstärkter Bremse		11.0101-5407.2 260011	ATE
			←	Vollautomatik; nicht für Fahrzeuge mit verstärkter Bremse		11.0101-5407.2 260011	ATE
			←	für Fahrzeuge mit verstärkter Bremse		11.0101-5407.2 260011	ATE
1.6 1.6 i 1.6 i	55 52 55	09/95→09/98 05/93→07/96 03/92→09/98	←			11.0101-5407.2 260011	ATE
			←	Schaltgetriebe		11.0101-5407.2 260011	ATE
			←	Vollautomatik		11.0101-5407.2 260011	ATE
1.6 i 16V 1.8 i 1.8 i 16V 1.8 i 16V 1.8 i 16V 2.0 i 2.0 i 16V	74 66 82 85 85 85 100	08/94→09/98 03/92→09/98 09/95→09/96 11/94→09/98 09/95→08/97 03/92→09/98 02/95→09/98	←			11.0101-5407.2 260011	ATE
1.7 D 1.7 TD 1.7 TDS ↓	44 50 60	07/92→09/98 11/94→09/98 03/92→09/98	←	nicht für Fahrzeuge mit verstärkter Bremse		11.0101-5407.2 260011	ATE








	kW			 	! #		
<b>OPEL - ASTRA F (56_, 57_) 09/91→09/98</b>							
<b>Führungshülzensatz, Bremsattel</b>							
1.7 D 1.7 TD 1.7 TDS	44 50 60	07/92→09/98 11/94→09/98 03/92→09/98	←	für Fahrzeuge mit verstärkter Bremse		11.0101-5407.2 260011	ATE
<b>Führungsbolzen, Bremsattel</b>							
1.4	60	09/92→09/98	←	08/95→		11.8171-0008.1 990049	ATE
			←	→ 07/95		11.8171-0008.1 990049	ATE
1.4 i	44	09/91→09/98	←	10/91→		11.8171-0008.1 990049	ATE
1.4 i 16V 1.4 Si	66 60	02/96→09/98 03/92→09/98	←	für Fahrzeuge mit verstärkter Bremse		11.8171-0008.1 990049	ATE
			←	Schaltgetriebe; nicht für Fahrzeuge mit verstärkter Bremse		11.8171-0008.1 990049	ATE
			←	Vollautomatik; nicht für Fahrzeuge mit verstärkter Bremse		11.8171-0008.1 990049	ATE
1.6 1.6 i 1.6 i	55 52 55	09/95→09/98 05/93→07/96 03/92→09/98	←	Vollautomatik		11.8171-0008.1 990049	ATE
			←	Schaltgetriebe		11.8171-0008.1 990049	ATE
1.6 i 16V 1.8 i	74 66	08/94→09/98 03/92→09/98	←			11.8171-0008.1 990049	ATE
1.7 D 1.7 TD 1.7 TDS	44 50 60	07/92→09/98 11/94→09/98 03/92→09/98	←	nicht für Fahrzeuge mit verstärkter Bremse		11.8171-0008.1 990049	ATE
1.8 i 16V 1.8 i 16V 1.8 i 16V 2.0 i 2.0 i 16V	82 85 85 85 100	09/95→09/96 11/94→09/98 09/95→08/97 03/92→09/98 02/95→09/98				11.8171-0008.1 990049	ATE
<b>Dichtungssatz, Bremsattel</b>							
1.4	60	09/92→09/98	←	→ 07/95		11.0441-4811.2 250024	ATE
			←	08/95→		11.0441-4811.2 250024	ATE
1.4 i	44	09/91→09/98	←	10/91→		11.0441-4811.2 250024	ATE
1.4 i 16V 1.4 Si	66 60	02/96→09/98 03/92→09/98	←	Schaltgetriebe; nicht für Fahrzeuge mit verstärkter Bremse		11.0441-4811.2 250024	ATE
			←	Vollautomatik; nicht für Fahrzeuge mit verstärkter Bremse		11.0441-4811.2 250024	ATE
			←	für Fahrzeuge mit verstärkter Bremse		11.0441-5202.2 250026	ATE
1.6 1.6 i 1.6 i	55 52 55	09/95→09/98 05/93→07/96 03/92→09/98	←	Vollautomatik		11.0441-4811.2 250024	ATE
			←	Schaltgetriebe		11.0441-4811.2 250024	ATE
			←			11.0441-5202.2 250026	ATE
1.6 i 16V 1.8 i	74 66	08/94→09/98 03/92→09/98	←			11.0441-4811.2 250024	ATE
			←			11.0441-5202.2 250026	ATE
1.7 D 1.7 TD 1.7 TDS	44 50 60	07/92→09/98 11/94→09/98 03/92→09/98	←	nicht für Fahrzeuge mit verstärkter Bremse		11.0441-4811.2 250024	ATE
			←	für Fahrzeuge mit verstärkter Bremse		11.0441-5202.2 250026	ATE
1.8 i 16V 1.8 i 16V 1.8 i 16V 2.0 i 16V 2.0 i	82 85 85 100 85	09/95→09/96 11/94→09/98 09/95→08/97 02/95→09/98 03/92→09/98	←			11.0441-5202.2 250026	ATE
			→			13.0441-3506.2 250052	ATE
			←			11.0441-5202.2 250026	ATE
<b>Bremsschlauch</b>							
1.4	60	09/92→09/98	→		2	24.5117-0195.3 330565	L= 198
1.4 i	44	09/91→09/98	←	10/91→	2	24.5298-0322.3 331314	L= 322
			→	10/91→	2	24.5117-0195.3 330565	L= 198
1.4 i 16V 1.6 1.6 i 1.6 i 16V 1.7 D 1.7 TD 1.7 TDS 1.8 i 1.8 i 16V 1.8 i 16V	66 55 55 74 44 50 60 66 82 85	02/96→09/98 09/95→09/98 03/92→09/98 08/94→09/98 07/92→09/98 11/94→09/98 03/92→09/98 03/92→09/98 09/95→09/96 11/94→09/98	←		2	24.5298-0322.3 331314	L= 322
			→		2	24.5117-0195.3 330565	L= 198
↓							



	kw			 	! #		
<b>OPEL - ASTRA F (56_, 57_) 09/91→09/98</b>							
 <b>Bremsschlauch</b>							
1.8 i 16V	85	09/95→08/97	←		2	24.5298-0322.3 331314	L= 322
2.0 i	85	03/92→09/98					
2.0 i 16V	100	02/95→09/98	→		2	24.5117-0195.3 330565	L= 198
1.6 i	52	05/93→07/96	←		2	24.5298-0322.3 331314	L= 322
<b>OPEL - ASTRA F Cabriolet (53_B) 03/93→03/01</b>							
 <b>Bremssattel</b>							
1.4 i 16V	66	01/96→03/01	←	☐		11.9481-9871.2 220681	ATE Ø 48 - Halter
1.4 Si	60	05/93→03/01	←	☐; → 09/98; Vollautomatik; nicht für Fahrzeuge mit verstärkter Bremse		11.9481-9871.2 220681	ATE Ø 48 - Halter
			←	☐		11.9481-9872.2 220682	ATE Ø 48 - Halter
			←	☐; → 09/98; Vollautomatik; nicht für Fahrzeuge mit verstärkter Bremse		11.9481-9872.2 220682	ATE Ø 48 - Halter
			←	☐; → 09/98; Schaltgetriebe; nicht für Fahrzeuge mit verstärkter Bremse		24.3481-1733.5 240213	ATE Ø 48 - Halter
			←	☐; → 09/98; Schaltgetriebe; nicht für Fahrzeuge mit verstärkter Bremse		24.3481-1734.5 240214	ATE Ø 48 - Halter
			←	☐; → 09/98; für Fahrzeuge mit verstärkter Bremse		24.3521-1701.5 240001	ATE Ø 52 - Halter
			←	☐; → 09/98; für Fahrzeuge mit verstärkter Bremse		24.3521-1702.5 240002	ATE Ø 52 - Halter
1.6 i	52	03/93→08/96	←	☐		11.9481-9871.2 220681	ATE Ø 48 - Halter
			←	☐		11.9481-9872.2 220682	ATE Ø 48 - Halter
1.6 i	55	01/96→03/01	←	☐		11.9481-9871.2 220681	ATE Ø 48 - Halter
			←	☐		11.9481-9872.2 220682	ATE Ø 48 - Halter
			←	☐; → 09/98		24.3521-1701.5 240001	ATE Ø 52 - Halter
			←	☐; → 09/98		24.3521-1702.5 240002	ATE Ø 52 - Halter
1.8 i 16V	85	11/94→03/01	←	☐		24.3521-1701.5 240001	ATE Ø 52 - Halter
			←	☐; → 09/98		24.3521-1701.5 240001	ATE Ø 52 - Halter
			←	☐		24.3521-1702.5 240002	ATE Ø 52 - Halter
			←	☐; → 09/98		24.3521-1702.5 240002	ATE Ø 52 - Halter
			→	☐; → 09/98		13.2351-0013.2 210010	ATE Ø 35
			→	☐; → 09/98		13.2351-0014.2 210011	ATE Ø 35
			→	☐; → 09/98		24.9235-0013.5 230001	ATE Ø 35
			→	☐; → 09/98		24.9235-0014.5 230002	ATE Ø 35
<b>Feder, Bremssattel</b>							
1.4 i 16V	66	01/96→03/01		→ 09/98; für Fahrzeuge mit verstärkter Bremse	2	11.8116-0097.1 390590	ATE
1.4 Si	60	05/93→03/01	←	→ 09/98; Schaltgetriebe; nicht für Fahrzeuge mit verstärkter Bremse	2	11.8116-0129.1 390591	ATE
			←		2	11.8116-0129.1 390591	ATE
			←	→ 09/98; Vollautomatik; nicht für Fahrzeuge mit verstärkter Bremse	2	11.8116-0129.1 390591	ATE
1.6 i	52	03/93→08/96	←		2	11.8116-0129.1 390591	ATE
1.6 i	55	01/96→03/01		→ 09/98	2	11.8116-0097.1 390590	ATE
			←		2	11.8116-0129.1 390591	ATE
1.8 i 16V	85	11/94→03/01		→ 09/98	2	11.8116-0097.1 390590	ATE
					2	11.8116-0097.1 390590	ATE
<b>Führungshülzensatz, Bremssattel</b>							
1.4 i 16V	66	01/96→03/01	←	→ 09/98; Schaltgetriebe; nicht für Fahrzeuge mit verstärkter Bremse		11.0101-5407.2 260011	ATE
1.4 Si	60	05/93→03/01	←			11.0101-5407.2 260011	ATE
			←	→ 09/98; Vollautomatik; nicht für Fahrzeuge mit verstärkter Bremse		11.0101-5407.2 260011	ATE










	kw			 	! #		
<b>OPEL - ASTRA F Cabriolet (53_B) 03/93→03/01</b>							
<b>Führungshülzensatz, Bremsattel</b>							
1.4 i 16V	66	01/96→03/01	←	→ 09/98; für Fahrzeuge mit verstärkter Bremse		11.0101-5407.2 260011	ATE
1.4 Si	60	05/93→03/01	←			11.0101-5407.2 260011	ATE
1.6 i	52	03/93→08/96	←			11.0101-5407.2 260011	ATE
1.6 i	55	01/96→03/01	←			11.0101-5407.2 260011	ATE
1.8 i 16V	85	11/94→03/01	←	→ 09/98		11.0101-5407.2 260011	ATE
<b>Führungsbolzen, Bremsattel</b>							
1.4 i 16V	66	01/96→03/01		→ 09/98; für Fahrzeuge mit verstärkter Bremse		11.8171-0008.1 990049	ATE
1.4 Si	60	05/93→03/01	←			11.8171-0008.1 990049	ATE
			←	→ 09/98; Vollautomatik; nicht für Fahrzeuge mit verstärkter Bremse		11.8171-0008.1 990049	ATE
			←	→ 09/98; Schaltgetriebe; nicht für Fahrzeuge mit verstärkter Bremse		11.8171-0008.1 990049	ATE
1.6 i	52	03/93→08/96	←			11.8171-0008.1 990049	ATE
1.6 i	55	01/96→03/01		→ 09/98		11.8171-0008.1 990049	ATE
			←			11.8171-0008.1 990049	ATE
1.8 i 16V	85	11/94→03/01		→ 09/98		11.8171-0008.1 990049	ATE
						11.8171-0008.1 990049	ATE
<b>Dichtungssatz, Bremsattel</b>							
1.4 i 16V	66	01/96→03/01	←	→ 09/98; Schaltgetriebe; nicht für Fahrzeuge mit verstärkter Bremse		11.0441-4811.2 250024	ATE
1.4 Si	60	05/93→03/01	←			11.0441-4811.2 250024	ATE
			←	→ 09/98; Vollautomatik; nicht für Fahrzeuge mit verstärkter Bremse		11.0441-4811.2 250024	ATE
			←	→ 09/98; für Fahrzeuge mit verstärkter Bremse		11.0441-5202.2 250026	ATE
1.6 i	52	03/93→08/96	←			11.0441-4811.2 250024	ATE
1.6 i	55	01/96→03/01	←			11.0441-4811.2 250024	ATE
			←	→ 09/98		11.0441-5202.2 250026	ATE
1.8 i 16V	85	11/94→03/01	←			11.0441-5202.2 250026	ATE
			←	→ 09/98		11.0441-5202.2 250026	ATE
			→	→ 09/98		13.0441-3506.2 250052	ATE
<b> Bremsschlauch</b>							
1.4 i 16V	66	01/96→03/01	←	→ 09/98	2	24.5298-0322.3 331314	L= 322
1.4 Si	60	05/93→03/01	←				
1.6 i	55	01/96→03/01	←				
1.8 i 16V	85	11/94→03/01	←	→ 09/98	2	24.5298-0322.3 331314	L= 322
			→	→ 09/98	2	24.5117-0195.3 330565	L= 198
<b>OPEL - ASTRA F Caravan (51_, 52_) 09/91→01/98</b>							
<b> Bremsattel</b>							
1.4	60	09/92→01/98	←	☐; 08/95→		11.9481-9871.2 220681	ATE Ø 48 - Halter
			←	☐; 08/95→		11.9481-9872.2 220682	ATE Ø 48 - Halter
			←	☐; → 07/95		24.3481-1733.5 240213	ATE Ø 48 - Halter
			←	☐; → 07/95		24.3481-1734.5 240214	ATE Ø 48 - Halter
1.4 i	44	09/91→01/98	←	☐; 10/91→		24.3481-1733.5 240213	ATE Ø 48 - Halter
			←	☐; 10/91→		24.3481-1734.5 240214	ATE Ø 48 - Halter
1.4 i 16V	66	02/96→01/98	←	☐; Vollautomatik; nicht für Fahrzeuge mit verstärkter Bremse		11.9481-9871.2 220681	ATE Ø 48 - Halter
1.4 Si	60	03/92→01/98	←	☐; Vollautomatik; nicht für Fahrzeuge mit verstärkter Bremse		11.9481-9872.2 220682	ATE Ø 48 - Halter
			←	☐; Schaltgetriebe; nicht für Fahrzeuge mit verstärkter Bremse		24.3481-1733.5 240213	ATE Ø 48 - Halter
↓							








	kw			 	! #		
<b>OPEL - ASTRA F Caravan (51_, 52_) 09/91→01/98</b>							
<b>Bremssattel</b>							
1.4 i 16V 1.4 Si	66 60	02/96→01/98 03/92→01/98	←	☐; Schaltgetriebe; nicht für Fahrzeuge mit verstärkter Bremse		24.3481-1734.5 240214	ATE Ø 48 - Halter
			←	☐; für Fahrzeuge mit verstärkter Bremse		24.3521-1701.5 240001	ATE Ø 52 - Halter
			←	☐; für Fahrzeuge mit verstärkter Bremse		24.3521-1702.5 240002	ATE Ø 52 - Halter
1.6	55	09/95→01/98	←	☐		11.9481-9871.2 220681	ATE Ø 48 - Halter
			←	☐		24.3521-1701.5 240001	ATE Ø 52 - Halter
			←	☐		11.9481-9872.2 220682	ATE Ø 48 - Halter
			←	☐		24.3521-1702.5 240002	ATE Ø 52 - Halter
1.6 i	52	05/93→07/96	←	☐		11.9481-9871.2 220681	ATE Ø 48 - Halter
			←	☐		11.9481-9872.2 220682	ATE Ø 48 - Halter
1.6 i 1.8 i	55 66	09/91→01/98 09/91→01/98	←	☐; 10/91→		11.9481-9871.2 220681	ATE Ø 48 - Halter
			←	☐; für Fahrzeuge mit verstärkter Bremse		24.3521-1701.5 240001	ATE Ø 52 - Halter
			←	☐; 10/91→		11.9481-9872.2 220682	ATE Ø 48 - Halter
			←	☐; für Fahrzeuge mit verstärkter Bremse		24.3521-1702.5 240002	ATE Ø 52 - Halter
1.6 i 16V 2.0 i 16V 2.0 i 16V	74 100 110	08/94→01/98 02/95→01/98 03/93→01/98	←	☐		24.3521-1701.5 240001	ATE Ø 52 - Halter
			←	☐		24.3521-1702.5 240002	ATE Ø 52 - Halter
1.7 D 1.7 TD 1.7 TDS	44 50 60	07/92→01/98 11/94→01/98 12/91→01/98	←	☐; nicht für Fahrzeuge mit verstärkter Bremse		11.9481-9871.2 220681	ATE Ø 48 - Halter
			←	☐; nicht für Fahrzeuge mit verstärkter Bremse		11.9481-9872.2 220682	ATE Ø 48 - Halter
			←	☐; für Fahrzeuge mit verstärkter Bremse		24.3521-1701.5 240001	ATE Ø 52 - Halter
			←	☐; für Fahrzeuge mit verstärkter Bremse		24.3521-1702.5 240002	ATE Ø 52 - Halter
1.8 i 16V 1.8 i 16V	85 92	07/94→01/98 06/93→01/98	←	☐		24.3521-1701.5 240001	ATE Ø 52 - Halter
			←	☐		24.3521-1702.5 240002	ATE Ø 52 - Halter
			→	☐		13.2351-0013.2 210010	ATE Ø 35
			→	☐		13.2351-0014.2 210011	ATE Ø 35
			→	☐		24.9235-0013.5 230001	ATE Ø 35
			→	☐		24.9235-0014.5 230002	ATE Ø 35
<b>Feder, Bremssattel</b>							
1.4	60	09/92→01/98	←	08/95→	2	11.8116-0129.1 390591	ATE
			←	→ 07/95	2	11.8116-0129.1 390591	ATE
1.4 i	44	09/91→01/98	←	10/91→	2	11.8116-0129.1 390591	ATE
1.4 i 16V 1.4 Si	66 60	02/96→01/98 03/92→01/98		für Fahrzeuge mit verstärkter Bremse	2	11.8116-0097.1 390590	ATE
			←	Schaltgetriebe; nicht für Fahrzeuge mit verstärkter Bremse	2	11.8116-0129.1 390591	ATE
			←	Vollautomatik; nicht für Fahrzeuge mit verstärkter Bremse	2	11.8116-0129.1 390591	ATE
1.6	55	09/95→01/98	←		2	11.8116-0097.1 390590	ATE
			←		2	11.8116-0129.1 390591	ATE
1.6 i	52	05/93→07/96	←		2	11.8116-0129.1 390591	ATE
1.6 i 1.8 i	55 66	09/91→01/98 09/91→01/98		10/91→	2	11.8116-0097.1 390590	ATE
			←	10/91→	2	11.8116-0129.1 390591	ATE
1.6 i 16V 1.8 i 16V 1.8 i 16V 2.0 i 16V 2.0 i 16V	74 85 92 100 110	08/94→01/98 07/94→01/98 06/93→01/98 02/95→01/98 03/93→01/98			2	11.8116-0097.1 390590	ATE
1.7 D 1.7 TD 1.7 TDS	44 50 60	07/92→01/98 11/94→01/98 12/91→01/98		für Fahrzeuge mit verstärkter Bremse	2	11.8116-0097.1 390590	ATE
			←	nicht für Fahrzeuge mit verstärkter Bremse	2	11.8116-0129.1 390591	ATE
<b>Führungshülzensatz, Bremssattel</b>							
1.4	60	09/92→01/98	←	08/95→		11.0101-5407.2 260011	ATE
			←	→ 07/95		11.0101-5407.2 260011	ATE
1.4 i 1.6 i 1.8 i	44 55 66	09/91→01/98 09/91→01/98 09/91→01/98	←	10/91→		11.0101-5407.2 260011	ATE
↓							








	kw			 	! #		
<b>OPEL - ASTRA F Caravan (51_, 52_) 09/91→01/98</b>							
<b>Führungshülzensatz, Bremssattel</b>							
1.4 i 16V 1.4 Si	66 60	02/96→01/98 03/92→01/98	←	Schaltgetriebe; nicht für Fahrzeuge mit verstärkter Bremse		11.0101-5407.2 260011	ATE
			←	Vollautomatik; nicht für Fahrzeuge mit verstärkter Bremse		11.0101-5407.2 260011	ATE
			←	für Fahrzeuge mit verstärkter Bremse		11.0101-5407.2 260011	ATE
1.6 1.6 i 1.6 i 16V 1.8 i 16V 1.8 i 16V 2.0 i 16V 2.0 i 16V	55 52 74 85 92 100 110	09/95→01/98 05/93→07/96 08/94→01/98 07/94→01/98 06/93→01/98 02/95→01/98 03/93→01/98	←			11.0101-5407.2 260011	ATE
1.7 D 1.7 TD 1.7 TDS	44 50 60	07/92→01/98 11/94→01/98 12/91→01/98	←	nicht für Fahrzeuge mit verstärkter Bremse		11.0101-5407.2 260011	ATE
			←	für Fahrzeuge mit verstärkter Bremse		11.0101-5407.2 260011	ATE
<b>Führungsbolzen, Bremssattel</b>							
1.4	60	09/92→01/98	←	08/95→		11.8171-0008.1 990049	ATE
			←	→ 07/95		11.8171-0008.1 990049	ATE
1.4 i	44	09/91→01/98	←	10/91→		11.8171-0008.1 990049	ATE
1.4 i 16V 1.4 Si	66 60	02/96→01/98 03/92→01/98		für Fahrzeuge mit verstärkter Bremse		11.8171-0008.1 990049	ATE
			←	Schaltgetriebe; nicht für Fahrzeuge mit verstärkter Bremse		11.8171-0008.1 990049	ATE
			←	Vollautomatik; nicht für Fahrzeuge mit verstärkter Bremse		11.8171-0008.1 990049	ATE
1.6	55	09/95→01/98				11.8171-0008.1 990049	ATE
			←			11.8171-0008.1 990049	ATE
1.6 i	52	05/93→07/96	←			11.8171-0008.1 990049	ATE
1.6 i 1.8 i	55 66	09/91→01/98 09/91→01/98		10/91→		11.8171-0008.1 990049	ATE
			←	10/91→		11.8171-0008.1 990049	ATE
1.6 i 16V 1.8 i 16V 1.8 i 16V 2.0 i 16V 2.0 i 16V	74 85 92 100 110	08/94→01/98 07/94→01/98 06/93→01/98 02/95→01/98 03/93→01/98				11.8171-0008.1 990049	ATE
1.7 D 1.7 TD 1.7 TDS	44 50 60	07/92→01/98 11/94→01/98 12/91→01/98		für Fahrzeuge mit verstärkter Bremse		11.8171-0008.1 990049	ATE
			←	nicht für Fahrzeuge mit verstärkter Bremse		11.8171-0008.1 990049	ATE
<b>Dichtungssatz, Bremssattel</b>							
1.4	60	09/92→01/98	←	→ 07/95		11.0441-4811.2 250024	ATE
			←	08/95→		11.0441-4811.2 250024	ATE
1.4 i	44	09/91→01/98	←	10/91→		11.0441-4811.2 250024	ATE
1.4 i 16V 1.4 Si	66 60	02/96→01/98 03/92→01/98	←	Schaltgetriebe; nicht für Fahrzeuge mit verstärkter Bremse		11.0441-4811.2 250024	ATE
			←	Vollautomatik; nicht für Fahrzeuge mit verstärkter Bremse		11.0441-4811.2 250024	ATE
			←	für Fahrzeuge mit verstärkter Bremse		11.0441-5202.2 250026	ATE
1.6	55	09/95→01/98	←			11.0441-4811.2 250024	ATE
						11.0441-5202.2 250026	ATE
1.6 i	52	05/93→07/96	←			11.0441-4811.2 250024	ATE
1.6 i 1.8 i	55 66	09/91→01/98 09/91→01/98	←	10/91→		11.0441-4811.2 250024	ATE
						11.0441-5202.2 250026	ATE
1.6 i 16V 2.0 i 16V 2.0 i 16V	74 100 110	08/94→01/98 02/95→01/98 03/93→01/98	←			11.0441-5202.2 250026	ATE
1.7 D 1.7 TD 1.7 TDS	44 50 60	07/92→01/98 11/94→01/98 12/91→01/98	←	nicht für Fahrzeuge mit verstärkter Bremse		11.0441-4811.2 250024	ATE
			←	für Fahrzeuge mit verstärkter Bremse		11.0441-5202.2 250026	ATE
1.8 i 16V 1.8 i 16V	85 92	07/94→01/98 06/93→01/98	←			11.0441-5202.2 250026	ATE
			→			13.0441-3506.2 250052	ATE
↓							































	kW			 	! #		
<b>OPEL - ASTRA F Caravan (51_, 52_) 09/91→01/98</b>							
 <b>Bremsschlauch</b>							
1.4 1.6 i	60 52	09/92→01/98 05/93→07/96	➔		2	24.5233-0200.3 330425	L= 198
1.4 i 1.6 i 1.8 i	44 55 66	09/91→01/98 09/91→01/98 09/91→01/98	➔ ➔ ➔	10/91→ 10/91→	2	24.5298-0322.3 331314 24.5233-0200.3 330425	L= 322 L= 198
1.4 i 16V 1.4 Si 1.6 1.6 i 16V 1.7 D 1.7 TD 1.7 TDS	66 60 55 74 44 50 60	02/96→01/98 03/92→01/98 09/95→01/98 08/94→01/98 07/92→01/98 11/94→01/98 12/91→01/98	➔ ➔ ➔ ➔ ➔ ➔ ➔		2	24.5298-0322.3 331314 24.5233-0200.3 330425	L= 322 L= 198
1.8 i 16V 1.8 i 16V	85 92	07/94→01/98 06/93→01/98	➔ ➔		2	24.5298-0322.3 331314 24.5117-0195.3 330565	L= 322 L= 198
<b>OPEL - ASTRA F CC (53_, 54_, 58_, 59_) 09/91→01/98</b>							
 <b>Bremssattel</b>							
1.4	60	09/92→01/98	➔ ➔ ➔ ➔	☐; 08/95→ ☐; 08/95→ ☐; → 07/95 ☐; → 07/95		11.9481-9871.2 220681 11.9481-9872.2 220682 24.3481-1733.5 240213 24.3481-1734.5 240214	ATE Ø 48 - Halter ATE Ø 48 - Halter ATE Ø 48 - Halter ATE Ø 48 - Halter
1.4 i	44	03/92→01/98	➔ ➔	☐ ☐		24.3481-1733.5 240213 24.3481-1734.5 240214	ATE Ø 48 - Halter ATE Ø 48 - Halter
1.4 i 16V 1.4 Si	66 60	01/96→01/98 03/92→01/98	➔ ➔ ➔ ➔ ➔ ➔ ➔	☐; Vollautomatik; nicht für Fahrzeuge mit verstärkter Bremse ☐; Vollautomatik; nicht für Fahrzeuge mit verstärkter Bremse ☐; Schaltgetriebe; nicht für Fahrzeuge mit verstärkter Bremse ☐; Schaltgetriebe; nicht für Fahrzeuge mit verstärkter Bremse ☐; für Fahrzeuge mit verstärkter Bremse ☐; für Fahrzeuge mit verstärkter Bremse		11.9481-9871.2 220681 11.9481-9872.2 220682 24.3481-1733.5 240213 24.3481-1734.5 240214 24.3521-1701.5 240001 24.3521-1702.5 240002	ATE Ø 48 - Halter ATE Ø 48 - Halter ATE Ø 48 - Halter ATE Ø 48 - Halter ATE Ø 52 - Halter ATE Ø 52 - Halter
1.6 1.6 i	55 52	09/95→01/98 05/93→07/96	➔ ➔ ➔ ➔ ➔ ➔	☐; Vollautomatik ☐; Vollautomatik ☐; Schaltgetriebe ☐; Schaltgetriebe ☐ ☐		11.9481-9871.2 220681 11.9481-9872.2 220682 24.3481-1733.5 240213 24.3481-1734.5 240214 24.3521-1701.5 240001 24.3521-1702.5 240002	ATE Ø 48 - Halter ATE Ø 48 - Halter ATE Ø 48 - Halter ATE Ø 48 - Halter ATE Ø 52 - Halter ATE Ø 52 - Halter
1.6 i	55	09/91→01/98	➔ ➔ ➔ ➔ ➔ ➔	☐; 10/91→; Vollautomatik ☐; 10/91→; Vollautomatik ☐; 10/91→; Schaltgetriebe ☐; 10/91→; Schaltgetriebe ☐; 10/91→ ☐; 10/91→		11.9481-9871.2 220681 11.9481-9872.2 220682 24.3481-1733.5 240213 24.3481-1734.5 240214 24.3521-1701.5 240001 24.3521-1702.5 240002	ATE Ø 48 - Halter ATE Ø 48 - Halter ATE Ø 48 - Halter ATE Ø 48 - Halter ATE Ø 52 - Halter ATE Ø 52 - Halter
1.6 i 16V	74	08/94→01/98	➔ ➔	☐ ☐		11.9481-9871.2 220681 24.3521-1701.5 240001 11.9481-9872.2 220682 24.3521-1702.5 240002	ATE Ø 48 - Halter ATE Ø 52 - Halter ATE Ø 48 - Halter ATE Ø 52 - Halter
1.7 D 1.7 TD 1.7 TDS	44 50 60	07/92→01/98 11/94→01/98 12/91→01/98	➔ ➔ ➔ ➔	☐; nicht für Fahrzeuge mit verstärkter Bremse ☐; nicht für Fahrzeuge mit verstärkter Bremse ☐; für Fahrzeuge mit verstärkter Bremse ☐; für Fahrzeuge mit verstärkter Bremse		11.9481-9871.2 220681 11.9481-9872.2 220682 24.3521-1701.5 240001 24.3521-1702.5 240002	ATE Ø 48 - Halter ATE Ø 48 - Halter ATE Ø 52 - Halter ATE Ø 52 - Halter
1.8 i ↓	66	09/91→01/98	➔	☐; 10/91→		11.9481-9871.2 220681 24.3521-1701.5 240001	ATE Ø 48 - Halter ATE Ø 52 - Halter










	kw					! #		
<b>OPEL - ASTRA F CC (53_, 54_, 58_, 59_) 09/91→01/98</b>								
<b>Bremssattel</b>								
1.8 i	66	09/91→01/98	←	☐; 10/91→			11.9481-9872.2 220682	ATE Ø 48 - Halter
			←	☐; 10/91→			24.3521-1702.5 240002	ATE Ø 52 - Halter
1.8 i 16V	85	09/94→01/98	←	☐			24.3521-1701.5 240001	ATE Ø 52 - Halter
2.0 i 16V	100	02/95→01/98	←	☐			24.3521-1702.5 240002	ATE Ø 52 - Halter
			→	☐			13.2351-0013.2 210010	ATE Ø 35
			→	☐			13.2351-0014.2 210011	ATE Ø 35
			→	☐			24.9235-0013.5 230001	ATE Ø 35
			→	☐			24.9235-0014.5 230002	ATE Ø 35
2.0 GSI 16V	110	09/91→01/98	←	☐; 10/91→			24.3521-1701.5 240001	ATE Ø 52 - Halter
			←	☐; 10/91→			24.3521-1702.5 240002	ATE Ø 52 - Halter
			→	☐; 10/91→			13.2351-0013.2 210010	ATE Ø 35
			→	☐; 10/91→			13.2351-0014.2 210011	ATE Ø 35
			→	☐; 10/91→			24.9235-0013.5 230001	ATE Ø 35
			→	☐; 10/91→			24.9235-0014.5 230002	ATE Ø 35
2.0 i	85	09/91→01/98	←	☐; 10/91→			24.3521-1701.5 240001	ATE Ø 52 - Halter
			←	☐; 10/91→			24.3521-1702.5 240002	ATE Ø 52 - Halter
<b>Feder, Bremssattel</b>								
1.4	60	09/92→01/98	←	08/95→	2	11.8116-0129.1 390591	ATE	
			←	→ 07/95	2	11.8116-0129.1 390591	ATE	
1.4 i	44	03/92→01/98	←		2	11.8116-0129.1 390591	ATE	
1.4 i 16V	66	01/96→01/98		für Fahrzeuge mit verstärkter Bremse	2	11.8116-0097.1 390590	ATE	
1.4 Si	60	03/92→01/98	←	Schaltgetriebe; nicht für Fahrzeuge mit verstärkter Bremse	2	11.8116-0129.1 390591	ATE	
			←	Vollautomatik; nicht für Fahrzeuge mit verstärkter Bremse	2	11.8116-0129.1 390591	ATE	
1.6	55	09/95→01/98			2	11.8116-0097.1 390590	ATE	
1.6 i	52	05/93→07/96	←	Vollautomatik	2	11.8116-0129.1 390591	ATE	
			←	Schaltgetriebe	2	11.8116-0129.1 390591	ATE	
1.6 i	55	09/91→01/98		10/91→	2	11.8116-0097.1 390590	ATE	
			←	10/91→; Schaltgetriebe	2	11.8116-0129.1 390591	ATE	
			←	10/91→; Vollautomatik	2	11.8116-0129.1 390591	ATE	
1.6 i 16V	74	08/94→01/98			2	11.8116-0097.1 390590	ATE	
			←		2	11.8116-0129.1 390591	ATE	
1.7 D	44	07/92→01/98		für Fahrzeuge mit verstärkter Bremse	2	11.8116-0097.1 390590	ATE	
1.7 TD	50	11/94→01/98			2	11.8116-0129.1 390591	ATE	
1.7 TDS	60	12/91→01/98	←	nicht für Fahrzeuge mit verstärkter Bremse	2	11.8116-0129.1 390591	ATE	
1.8 i	66	09/91→01/98		10/91→	2	11.8116-0097.1 390590	ATE	
			←	10/91→	2	11.8116-0129.1 390591	ATE	
1.8 i 16V	85	09/94→01/98			2	11.8116-0097.1 390590	ATE	
2.0 i 16V	100	02/95→01/98			2	11.8116-0097.1 390590	ATE	
2.0 GSI 16V	110	09/91→01/98		10/91→	2	11.8116-0097.1 390590	ATE	
2.0 i	85	09/91→01/98			2	11.8116-0097.1 390590	ATE	
<b>Führungshülzensatz, Bremssattel</b>								
1.4	60	09/92→01/98	←	08/95→		11.0101-5407.2 260011	ATE	
			←	→ 07/95		11.0101-5407.2 260011	ATE	
1.4 i	44	03/92→01/98	←			11.0101-5407.2 260011	ATE	
1.6 i 16V	74	08/94→01/98				11.0101-5407.2 260011	ATE	
1.8 i 16V	85	09/94→01/98				11.0101-5407.2 260011	ATE	
2.0 i 16V	100	02/95→01/98				11.0101-5407.2 260011	ATE	
1.4 i 16V	66	01/96→01/98	←	Schaltgetriebe; nicht für Fahrzeuge mit verstärkter Bremse		11.0101-5407.2 260011	ATE	
1.4 Si	60	03/92→01/98	←	Vollautomatik; nicht für Fahrzeuge mit verstärkter Bremse		11.0101-5407.2 260011	ATE	
			←	für Fahrzeuge mit verstärkter Bremse		11.0101-5407.2 260011	ATE	
1.6	55	09/95→01/98	←			11.0101-5407.2 260011	ATE	
1.6 i	52	05/93→07/96	←	Schaltgetriebe		11.0101-5407.2 260011	ATE	
↓								








	kW			 	! #		
<b>PEL - ASTRA F CC (53_, 54_, 58_, 59_) 09/91→01/98</b>							
<b>Führungshülzensatz, Bremsattel</b>							
1.6 1.6 i	55 52	09/95→01/98 05/93→07/96	←	Vollautomatik		11.0101-5407.2 260011	ATE
1.6 i	55	09/91→01/98	←	10/91→; Schaltgetriebe		11.0101-5407.2 260011	ATE
			←	10/91→; Vollautomatik		11.0101-5407.2 260011	ATE
			←	10/91→		11.0101-5407.2 260011	ATE
1.7 D 1.7 TD 1.7 TDS	44 50 60	07/92→01/98 11/94→01/98 12/91→01/98	←	nicht für Fahrzeuge mit verstärkter Brems		11.0101-5407.2 260011	ATE
			←	für Fahrzeuge mit verstärkter Brems		11.0101-5407.2 260011	ATE
			←	10/91→		11.0101-5407.2 260011	ATE
1.8 i 2.0 GSI 16V 2.0 i	66 110 85	09/91→01/98 09/91→01/98 09/91→01/98	←	10/91→		11.0101-5407.2 260011	ATE
<b>Führungsbolzen, Bremsattel</b>							
1.4	60	09/92→01/98	←	→ 07/95		11.8171-0008.1 990049	ATE
			←	08/95→		11.8171-0008.1 990049	ATE
1.4 i	44	03/92→01/98	←			11.8171-0008.1 990049	ATE
1.4 i 16V 1.4 Si	66 60	01/96→01/98 03/92→01/98		für Fahrzeuge mit verstärkter Brems		11.8171-0008.1 990049	ATE
			←	Schaltgetriebe; nicht für Fahrzeuge mit verstärkter Brems		11.8171-0008.1 990049	ATE
			←	Vollautomatik; nicht für Fahrzeuge mit verstärkter Brems		11.8171-0008.1 990049	ATE
1.6 1.6 i	55 52	09/95→01/98 05/93→07/96	←	Vollautomatik		11.8171-0008.1 990049	ATE
			←	Schaltgetriebe		11.8171-0008.1 990049	ATE
1.6 i	55	09/91→01/98		10/91→		11.8171-0008.1 990049	ATE
			←	10/91→; Schaltgetriebe		11.8171-0008.1 990049	ATE
			←	10/91→; Vollautomatik		11.8171-0008.1 990049	ATE
1.6 i 16V	74	08/94→01/98				11.8171-0008.1 990049	ATE
			←			11.8171-0008.1 990049	ATE
1.7 D 1.7 TD 1.7 TDS	44 50 60	07/92→01/98 11/94→01/98 12/91→01/98		für Fahrzeuge mit verstärkter Brems		11.8171-0008.1 990049	ATE
			←	nicht für Fahrzeuge mit verstärkter Brems		11.8171-0008.1 990049	ATE
			←	10/91→		11.8171-0008.1 990049	ATE
1.8 i	66	09/91→01/98		10/91→		11.8171-0008.1 990049	ATE
			←	10/91→		11.8171-0008.1 990049	ATE
1.8 i 16V 2.0 i 16V	85 100	09/94→01/98 02/95→01/98				11.8171-0008.1 990049	ATE
2.0 GSI 16V 2.0 i	110 85	09/91→01/98 09/91→01/98		10/91→		11.8171-0008.1 990049	ATE
<b>Dichtungssatz, Bremsattel</b>							
1.4	60	09/92→01/98	←	→ 07/95		11.0441-4811.2 250024	ATE
			←	08/95→		11.0441-4811.2 250024	ATE
1.4 i	44	03/92→01/98	←			11.0441-4811.2 250024	ATE
1.4 i 16V 1.4 Si	66 60	01/96→01/98 03/92→01/98	←	Schaltgetriebe; nicht für Fahrzeuge mit verstärkter Brems		11.0441-4811.2 250024	ATE
			←	Vollautomatik; nicht für Fahrzeuge mit verstärkter Brems		11.0441-4811.2 250024	ATE
			←	für Fahrzeuge mit verstärkter Brems		11.0441-5202.2 250026	ATE
1.6 1.6 i	55 52	09/95→01/98 05/93→07/96	←	Schaltgetriebe		11.0441-4811.2 250024	ATE
			←	Vollautomatik		11.0441-4811.2 250024	ATE
			←			11.0441-5202.2 250026	ATE
1.6 i	55	09/91→01/98	←	10/91→; Schaltgetriebe		11.0441-4811.2 250024	ATE
			←	10/91→; Vollautomatik		11.0441-4811.2 250024	ATE
			←	10/91→		11.0441-5202.2 250026	ATE
1.6 i 16V	74	08/94→01/98				11.0441-4811.2 250024	ATE
			←			11.0441-5202.2 250026	ATE
1.7 D 1.7 TD 1.7 TDS	44 50 60	07/92→01/98 11/94→01/98 12/91→01/98	←	nicht für Fahrzeuge mit verstärkter Brems		11.0441-4811.2 250024	ATE
			←	für Fahrzeuge mit verstärkter Brems		11.0441-5202.2 250026	ATE
			←				
↓							

	kW					! #		
<b>OPEL - ASTRA F CC (53_, 54_, 58_, 59_) 09/91→01/98</b>								
<b>Dichtungssatz, Bremssattel</b>								
1.8 i	66	09/91→01/98	←	10/91→			11.0441-4811.2 250024	ATE
							11.0441-5202.2 250026	ATE
1.8 i 16V	85	09/94→01/98	←				11.0441-5202.2 250026	ATE
2.0 i 16V	100	02/95→01/98	→				13.0441-3506.2 250052	ATE
2.0 GSI 16V	110	09/91→01/98	←	10/91→			11.0441-5202.2 250026	ATE
			→	10/91→			13.0441-3506.2 250052	ATE
2.0 i	85	09/91→01/98	←	10/91→			11.0441-5202.2 250026	ATE
<b>Bremsschlauch</b>								
1.4	60	09/92→01/98	→			2	24.5117-0195.3 330565	L= 198
1.4 i	44	03/92→01/98	←			2	24.5298-0322.3 331314	L= 322
1.4 i 16V	66	01/96→01/98						
1.6	55	09/95→01/98	→			2	24.5117-0195.3 330565	L= 198
1.6 i	52	05/93→07/96						
1.6 i 16V	74	08/94→01/98						
1.7 D	44	07/92→01/98						
1.7 TD	50	11/94→01/98						
1.7 TDS	60	12/91→01/98						
1.8 i 16V	85	09/94→01/98						
2.0 i 16V	100	02/95→01/98						
1.4 Si	60	03/92→01/98	←			2	24.5298-0322.3 331314	L= 322
1.6 i	55	09/91→01/98	←	10/91→		2	24.5298-0322.3 331314	L= 322
1.8 i	66	09/91→01/98						
2.0 GSI 16V	110	09/91→01/98	→	10/91→		2	24.5117-0195.3 330565	L= 198
2.0 i	85	09/91→01/98						
<b>OPEL - ASTRA F CLASSIC Caravan 01/98→01/05</b>								
<b>Bremssattel</b>								
1.4 i	44	01/98→01/05	←	☐			24.3481-1733.5 240213	ATE Ø 48 - Halter
			←	☐			24.3481-1734.5 240214	ATE Ø 48 - Halter
1.6 i	55	01/98→01/05	←	☐			11.9481-9871.2 220681	ATE Ø 48 - Halter
			←	☐			11.9481-9872.2 220682	ATE Ø 48 - Halter
1.6 i 16V	74	01/98→01/05	←	☐			24.3521-1701.5 240001	ATE Ø 52 - Halter
			←	☐			24.3521-1702.5 240002	ATE Ø 52 - Halter
<b>Feder, Bremssattel</b>								
1.4 i	44	01/98→01/05				2	11.8116-0129.1 390591	ATE
1.6 i	55	01/98→01/05						
1.6 i 16V	74	01/98→01/05				2	11.8116-0097.1 390590	ATE
<b>Führungshülzensatz, Bremssattel</b>								
1.4 i	44	01/98→01/05	←				11.0101-5407.2 260011	ATE
1.6 i	55	01/98→01/05						
1.6 i 16V	74	01/98→01/05						
<b>Führungsbolzen, Bremssattel</b>								
1.4 i	44	01/98→01/05					11.8171-0008.1 990049	ATE
1.6 i	55	01/98→01/05						
1.6 i 16V	74	01/98→01/05						
<b>Dichtungssatz, Bremssattel</b>								
1.4 i	44	01/98→01/05	←				11.0441-4811.2 250024	ATE
1.6 i	55	01/98→01/05						
1.6 i 16V	74	01/98→01/05	←				11.0441-5202.2 250026	ATE
<b>Bremsschlauch</b>								
1.4 i	44	01/98→01/05	←			2	24.5298-0322.3 331314	L= 322
1.6 i	55	01/98→01/05						
1.6 i 16V	74	01/98→01/05	→			2	24.5233-0200.3 330425	L= 198
<b>OPEL - ASTRA F CLASSIC CC 01/98→08/02</b>								
<b>Bremssattel</b>								
1.4 i	44	01/98→08/02	←	☐			24.3481-1733.5 240213	ATE Ø 48 - Halter
			←	☐			24.3481-1734.5 240214	ATE Ø 48 - Halter
1.6 i	55	01/98→08/02	←	☐			11.9481-9871.2 220681	ATE Ø 48 - Halter
			←	☐			11.9481-9872.2 220682	ATE Ø 48 - Halter
1.6 i 16V	74	01/98→08/02	←	☐			24.3521-1701.5 240001	ATE Ø 52 - Halter
↓								






















































	kw					! #		
<b>OPEL - ASTRA F CLASSIC CC 01/98→08/02</b>								
 <b>Bremssattel</b>								
1.6 i 16V	74	01/98→08/02	←	<input type="checkbox"/>			24.3521-1702.5 240002	ATE Ø 52 - Halter
<b>Feder, Bremssattel</b>								
1.4 i	44	01/98→08/02			2	11.8116-0129.1 390591		ATE
1.6 i	55	01/98→08/02						
1.6 i 16V	74	01/98→08/02			2	11.8116-0097.1 390590		ATE
<b>Führungshülzensatz, Bremssattel</b>								
1.4 i	44	01/98→08/02	←			11.0101-5407.2 260011		ATE
1.6 i	55	01/98→08/02						
1.6 i 16V	74	01/98→08/02						
<b>Führungsbolzen, Bremssattel</b>								
1.4 i	44	01/98→08/02				11.8171-0008.1 990049		ATE
1.6 i	55	01/98→08/02						
1.6 i 16V	74	01/98→08/02						
<b>Dichtungssatz, Bremssattel</b>								
1.4 i	44	01/98→08/02	←			11.0441-4811.2 250024		ATE
1.6 i	55	01/98→08/02						
1.6 i 16V	74	01/98→08/02	←			11.0441-5202.2 250026		ATE
 <b>Bremsschlauch</b>								
1.4 i	44	01/98→08/02	←		2	24.5298-0322.3 331314		L= 322
1.6 i	55	01/98→08/02						
1.6 i 16V	74	01/98→08/02	→		2	24.5117-0195.3 330565		L= 198
<b>OPEL - ASTRA F CLASSIC Stufenheck 01/98→08/02</b>								
 <b>Bremssattel</b>								
1.4 i	44	01/98→08/02	←	<input type="checkbox"/>		24.3481-1733.5 240213		ATE Ø 48 - Halter
			←	<input type="checkbox"/>		24.3481-1734.5 240214		ATE Ø 48 - Halter
1.6 i	55	01/98→08/02	←	<input type="checkbox"/>		11.9481-9871.2 220681		ATE Ø 48 - Halter
			←	<input type="checkbox"/>		11.9481-9872.2 220682		ATE Ø 48 - Halter
1.6 i 16V	74	01/98→08/02	←	<input type="checkbox"/>		24.3521-1701.5 240001		ATE Ø 52 - Halter
			←	<input type="checkbox"/>		24.3521-1702.5 240002		ATE Ø 52 - Halter
<b>Feder, Bremssattel</b>								
1.4 i	44	01/98→08/02			2	11.8116-0129.1 390591		ATE
1.6 i	55	01/98→08/02						
1.6 i 16V	74	01/98→08/02			2	11.8116-0097.1 390590		ATE
<b>Führungshülzensatz, Bremssattel</b>								
1.4 i	44	01/98→08/02	←			11.0101-5407.2 260011		ATE
1.6 i	55	01/98→08/02						
1.6 i 16V	74	01/98→08/02						
<b>Führungsbolzen, Bremssattel</b>								
1.4 i	44	01/98→08/02				11.8171-0008.1 990049		ATE
1.6 i	55	01/98→08/02						
1.6 i 16V	74	01/98→08/02						
<b>Dichtungssatz, Bremssattel</b>								
1.4 i	44	01/98→08/02	←			11.0441-4811.2 250024		ATE
1.6 i	55	01/98→08/02						
1.6 i 16V	74	01/98→08/02	←			11.0441-5202.2 250026		ATE
 <b>Bremsschlauch</b>								
1.4 i	44	01/98→08/02	←		2	24.5298-0322.3 331314		L= 322
1.6 i	55	01/98→08/02						
1.6 i 16V	74	01/98→08/02	→		2	24.5117-0195.3 330565		L= 198
<b>OPEL - ASTRA F Van (55_) 10/91→01/99</b>								
 <b>Bremssattel</b>								
1.4 i	44	10/91→01/99	←	<input type="checkbox"/> ; → 09/98		24.3481-1733.5 240213		ATE Ø 48 - Halter
			←	<input type="checkbox"/> ; → 09/98		24.3481-1734.5 240214		ATE Ø 48 - Halter
1.6 i	52	02/93→07/96	←	<input type="checkbox"/>		11.9481-9871.2 220681		ATE Ø 48 - Halter
			←	<input type="checkbox"/>		24.3521-1701.5 240001		ATE Ø 52 - Halter
			←	<input type="checkbox"/>		11.9481-9872.2 220682		ATE Ø 48 - Halter
						24.3521-1702.5 240002		ATE Ø 52 - Halter
↓								








	kw			 	! #			
<b>OPEL - ASTRA F Van (55_) 10/91→01/99</b>								
<b>Bremssattel</b>								
1.6 i 16V	74	08/94→03/98	←	☐		24.3521-1701.5	240001	ATE Ø 52 - Halter
			←	☐		24.3521-1702.5	240002	ATE Ø 52 - Halter
1.7 D 1.7 TD	44 50	07/92→01/99 08/94→01/99	←	☐; → 09/98; nicht für Fahrzeuge mit verstärkter Bremsen		11.9481-9871.2	220681	ATE Ø 48 - Halter
			←	☐; → 09/98; nicht für Fahrzeuge mit verstärkter Bremsen		11.9481-9872.2	220682	ATE Ø 48 - Halter
			←	☐; → 09/98; für Fahrzeuge mit verstärkter Bremsen		24.3521-1701.5	240001	ATE Ø 52 - Halter
			←	☐; → 09/98; für Fahrzeuge mit verstärkter Bremsen		24.3521-1702.5	240002	ATE Ø 52 - Halter
1.7 TD	60	03/95→02/98	←	☐; nicht für Fahrzeuge mit verstärkter Bremsen		11.9481-9871.2	220681	ATE Ø 48 - Halter
			←	☐; nicht für Fahrzeuge mit verstärkter Bremsen		11.9481-9872.2	220682	ATE Ø 48 - Halter
			←	☐; für Fahrzeuge mit verstärkter Bremsen		24.3521-1701.5	240001	ATE Ø 52 - Halter
			←	☐; für Fahrzeuge mit verstärkter Bremsen		24.3521-1702.5	240002	ATE Ø 52 - Halter
<b>Feder, Bremssattel</b>								
1.4 i	44	10/91→01/99	←	→ 09/98	2	11.8116-0129.1	390591	ATE
1.6 i	52	02/93→07/96			2	11.8116-0097.1	390590	ATE
			←		2	11.8116-0129.1	390591	ATE
1.6 i 16V	74	08/94→03/98			2	11.8116-0097.1	390590	ATE
1.7 D 1.7 TD	44 50	07/92→01/99 08/94→01/99		→ 09/98; für Fahrzeuge mit verstärkter Bremsen	2	11.8116-0097.1	390590	ATE
			←	→ 09/98; nicht für Fahrzeuge mit verstärkter Bremsen	2	11.8116-0129.1	390591	ATE
1.7 TD	60	03/95→02/98		für Fahrzeuge mit verstärkter Bremsen	2	11.8116-0097.1	390590	ATE
			←	nicht für Fahrzeuge mit verstärkter Bremsen	2	11.8116-0129.1	390591	ATE
<b>Führungshülzensatz, Bremssattel</b>								
1.4 i	44	10/91→01/99	←	→ 09/98		11.0101-5407.2	260011	ATE
1.6 i 1.6 i 16V	52 74	02/93→07/96 08/94→03/98	←			11.0101-5407.2	260011	ATE
			←			11.0101-5407.2	260011	ATE
1.7 D 1.7 TD	44 50	07/92→01/99 08/94→01/99	←	→ 09/98; nicht für Fahrzeuge mit verstärkter Bremsen		11.0101-5407.2	260011	ATE
			←	→ 09/98; für Fahrzeuge mit verstärkter Bremsen		11.0101-5407.2	260011	ATE
1.7 TD	60	03/95→02/98	←	nicht für Fahrzeuge mit verstärkter Bremsen		11.0101-5407.2	260011	ATE
			←	für Fahrzeuge mit verstärkter Bremsen		11.0101-5407.2	260011	ATE
<b>Führungsbolzen, Bremssattel</b>								
1.4 i	44	10/91→01/99	←	→ 09/98		11.8171-0008.1	990049	ATE
1.6 i	52	02/93→07/96				11.8171-0008.1	990049	ATE
			←			11.8171-0008.1	990049	ATE
1.6 i 16V	74	08/94→03/98				11.8171-0008.1	990049	ATE
1.7 D 1.7 TD	44 50	07/92→01/99 08/94→01/99		→ 09/98; für Fahrzeuge mit verstärkter Bremsen		11.8171-0008.1	990049	ATE
			←	→ 09/98; nicht für Fahrzeuge mit verstärkter Bremsen		11.8171-0008.1	990049	ATE
1.7 TD	60	03/95→02/98		für Fahrzeuge mit verstärkter Bremsen		11.8171-0008.1	990049	ATE
			←	nicht für Fahrzeuge mit verstärkter Bremsen		11.8171-0008.1	990049	ATE
<b>Dichtungssatz, Bremssattel</b>								
1.4 i	44	10/91→01/99	←	→ 09/98		11.0441-4811.2	250024	ATE
1.6 i	52	02/93→07/96	←			11.0441-4811.2	250024	ATE
			←			11.0441-5202.2	250026	ATE
1.6 i 16V	74	08/94→03/98	←			11.0441-5202.2	250026	ATE
↓								








	kW			 	! #		
<b>OPEL - ASTRA F Van (55_) 10/91→01/99</b>							
<b>Dichtungssatz, Bremssattel</b>							
1.7 D 1.7 TD	44 50	07/92→01/99 08/94→01/99	←	→ 09/98; nicht für Fahrzeuge mit verstärkter Bremse		11.0441-4811.2 250024	ATE
			←	→ 09/98; für Fahrzeuge mit verstärkter Bremse		11.0441-5202.2 250026	ATE
1.7 TD	60	03/95→02/98	←	nicht für Fahrzeuge mit verstärkter Bremse		11.0441-4811.2 250024	ATE
			←	für Fahrzeuge mit verstärkter Bremse		11.0441-5202.2 250026	ATE
<b> Bremsschlauch</b>							
1.4 i 1.7 D 1.7 TD	44 44 50	10/91→01/99 07/92→01/99 08/94→01/99	←	→ 09/98	2	24.5298-0322.3 331314	L= 322
			→	→ 09/98	2	24.5233-0200.3 330425	L= 198
1.6 i	52	02/93→07/96	←		2	24.5298-0322.3 331314	L= 322
			→		2	24.5233-0200.3 330425	L= 198
1.6 i 16V	74	08/94→03/98	←		2	24.5298-0322.3 331314	L= 322
1.7 TD	60	03/95→02/98	→		2	24.5233-0200.3 330425	L= 198
<b>OPEL - ASTRA G Cabriolet (F67) 03/01→10/05</b>							
<b> Bremssattel</b>							
1.6	76	01/03→10/05	←	☐		24.3521-7001.5 240481	ATE Ø 52 - Halter
			←	☐		24.3521-7002.5 240482	ATE Ø 52 - Halter
			→	☐		24.3367-1713.7 220779	TRW Ø 36 - Halter
			→	☐		24.3367-1714.7 220780	TRW Ø 36 - Halter
1.6 16V	74	03/01→10/05	←	☐		24.3521-7001.5 240481	ATE Ø 52 - Halter
			←	☐		24.3521-7002.5 240482	ATE Ø 52 - Halter
			→	☐; 07/01→		24.3367-1713.7 220779	TRW Ø 36 - Halter
			→	☐; 07/01→		24.3367-1714.7 220780	TRW Ø 36 - Halter
1.8 16V	92	03/01→10/05	←	☐; + ABS		11.9571-9824.2 220472	ATE Ø 57 - Halter
			←	☐; - ABS		24.3571-9824.5 240500	ATE Ø 57 - Halter
			←	☐; - ABS		24.3521-7001.5 240481	ATE Ø 52 - Halter
			←	☐; + ABS		24.3571-9823.5 240499	ATE Ø 57 - Halter
			→	☐; 07/01→		24.3384-1753.7 220633	TRW Ø 38 - Halter
			→	☐; 07/01→		24.3384-1754.7 220634	TRW Ø 38 - Halter
2.0 16V Turbo 2.0 OPC 2.2 DTI	147 141 92	11/02→10/05 03/02→10/05 09/02→10/05	←	☐		11.9571-9824.2 220472	ATE Ø 57 - Halter
			←	☐		24.3571-9824.5 240500	ATE Ø 57 - Halter
			←	☐		24.3571-9823.5 240499	ATE Ø 57 - Halter
			→	☐		24.3384-1753.7 220633	TRW Ø 38 - Halter
			→	☐		24.3384-1754.7 220634	TRW Ø 38 - Halter
2.2 16V	108	03/01→10/05	←	☐		11.9571-9824.2 220472	ATE Ø 57 - Halter
			←	☐		24.3571-9824.5 240500	ATE Ø 57 - Halter
			←	☐		24.3571-9823.5 240499	ATE Ø 57 - Halter
			→	☐; 07/01→		24.3384-1753.7 220633	TRW Ø 38 - Halter
			→	☐; 07/01→		24.3384-1754.7 220634	TRW Ø 38 - Halter
<b>Halter, Bremssattel</b>							
2.0 16V Turbo 2.0 OPC	147 141	11/02→10/05 03/02→10/05	←			11.8170-0758.1 260120	ATE
<b>Feder, Bremssattel</b>							
1.6 1.6 16V	76 74	01/03→10/05 03/01→10/05			2	11.8116-0292.1 390521	ATE
1.8 16V	92	03/01→10/05	←	- ABS	2	11.8116-0292.1 390521	ATE
			←	+ ABS	2	11.8116-0292.1 390521	ATE
2.0 16V Turbo 2.0 OPC 2.2 16V 2.2 DTI	147 141 108 92	11/02→10/05 03/02→10/05 03/01→10/05 09/02→10/05	←		2	11.8116-0292.1 390521	ATE
<b>Führungshülzensatz, Bremssattel</b>							
1.6 1.6 16V ↓	76 74	01/03→10/05 03/01→10/05	←			11.0101-5407.2 260011	ATE










	kw			 	! #		
<b>OPEL - ASTRA G Cabriolet (F67) 03/01→10/05</b>							
<b>Führungshülzensatz, Bremsattel</b>							
2.0 16V Turbo	147	11/02→10/05	←			11.0101-5407.2 260011	ATE
2.0 OPC	141	03/02→10/05					
2.2 16V	108	03/01→10/05					
2.2 DTI	92	09/02→10/05					
1.8 16V	92	03/01→10/05	←	+ ABS		11.0101-5407.2 260011	ATE
			←	- ABS		11.0101-5407.2 260011	ATE
<b>Führungsbolzen, Bremsattel</b>							
1.6	76	01/03→10/05	←			11.8171-0008.1 990049	ATE
1.6 16V	74	03/01→10/05					
2.2 16V	108	03/01→10/05					
2.2 DTI	92	09/02→10/05					
1.8 16V	92	03/01→10/05	←	+ ABS		11.8171-0008.1 990049	ATE
			←	- ABS		11.8171-0008.1 990049	ATE
2.0 16V Turbo	147	11/02→10/05				11.8171-0008.1 990049	ATE
2.0 OPC	141	03/02→10/05					
<b>Dichtungssatz, Bremsattel</b>							
1.8 16V	92	03/01→10/05	←	+ ABS		11.0441-5704.2 250034	ATE
2.0 16V Turbo	147	11/02→10/05	←			11.0441-5704.2 250034	ATE
2.0 OPC	141	03/02→10/05					
2.2 16V	108	03/01→10/05					
2.2 DTI	92	09/02→10/05					
<b>Bremsschlauch</b>							
1.6	76	01/03→10/05	←		2	24.5241-0396.3 331380	L= 398
1.6 16V	74	03/01→10/05					
1.8 16V	92	03/01→10/05	→	☐; 32000001→		24.5157-0218.3 331095	L= 219 L2= 185 mit Rohrleitung
2.0 16V Turbo	147	11/02→10/05	→	☐; 32000001→		24.5157-0219.3 331096	L= 219 L2= 185 mit Rohrleitung
2.0 OPC	141	03/02→10/05					
2.2 16V	108	03/01→10/05	→	→ 22999999	2	24.5241-0200.3 330620	L= 200
2.2 DTI	92	09/02→10/05					
<b>OPEL - ASTRA G Caravan (F35_) 02/98→12/09</b>							
<b>Bremsattel</b>							
1.2 16V	48	02/98→09/00	←	☐; 22000001→		24.3521-7001.5 240481	ATE Ø 52 - Halter
			←	☐; 22000001→		24.3521-7002.5 240482	ATE Ø 52 - Halter
1.2 16V	55	09/00→07/04	←	☐; 22000001→		24.3521-7001.5 240481	ATE Ø 52 - Halter
			←	☐; 22000001→		24.3521-7002.5 240482	ATE Ø 52 - Halter
			→	☐; 07/01→ 07/03		24.3344-1713.7 220559	TRW Ø 34 - Halter
			→	☐; 07/01→ 07/03		24.3344-1714.7 220560	TRW Ø 34 - Halter
			→	☐; 08/03→		24.3347-1711.5 240699	TRW Ø 34 - Halter
			→	☐; 08/03→		24.3347-1712.5 240700	TRW Ø 34 - Halter
1.4	66	10/04→12/09	←	☐; 09/07→		24.3521-7001.5 240481	ATE Ø 52 - Halter
			←	☐; 09/07→		24.3521-7002.5 240482	ATE Ø 52 - Halter
			→	☐; 09/07→		24.3347-1711.5 240699	TRW Ø 34 - Halter
			→	☐; 09/07→		24.3347-1712.5 240700	TRW Ø 34 - Halter
1.4 16V	66	06/98→07/04	←	☐		24.3521-7001.5 240481	ATE Ø 52 - Halter
1.7 DTI 16V	55	02/00→07/04	←	☐		24.3521-7002.5 240482	ATE Ø 52 - Halter
			→	☐; 07/01→ 07/03		24.3344-1713.7 220559	TRW Ø 34 - Halter
			→	☐; 07/01→ 07/03		24.3344-1714.7 220560	TRW Ø 34 - Halter
			→	☐; 08/03→		24.3347-1711.5 240699	TRW Ø 34 - Halter
			→	☐; 08/03→		24.3347-1712.5 240700	TRW Ø 34 - Halter
1.6	55	02/98→09/00	←	☐; 04/98→		24.3521-7001.5 240481	ATE Ø 52 - Halter
1.7 TD	50	02/98→08/00	←	☐; 04/98→		24.3521-7002.5 240482	ATE Ø 52 - Halter
1.6	62	09/00→07/04	←	☐		24.3521-7001.5 240481	ATE Ø 52 - Halter
			←	☐		24.3521-7002.5 240482	ATE Ø 52 - Halter
			→	☐; 07/01→ 07/03		24.3344-1713.7 220559	TRW Ø 34 - Halter
			→	☐; 07/01→ 07/03		24.3344-1714.7 220560	TRW Ø 34 - Halter
			→	☐; 08/03→; für Fahrzeuge ohne Sportfahrwerk		24.3347-1711.5 240699	TRW Ø 34 - Halter
			→	☐; 08/03→; für Fahrzeuge ohne Sportfahrwerk		24.3347-1712.5 240700	TRW Ø 34 - Halter
↓							


















	kw			 	! #			
<b>OPEL - ASTRA G Caravan (F35_) 02/98→12/09</b>								
 <b>Bremssattel</b>								
1.6	62	09/00→07/04	➡	 ; 08/03→; für Fahrzeuge mit Sportfahrwerk		24.3367-1707.7	220669	TRW Ø 36 - Halter
			➡	 ; 08/03→; für Fahrzeuge mit Sportfahrwerk		24.3367-1708.7	220670	TRW Ø 36 - Halter
1.6	76	12/02→07/09	←			24.3521-7001.5	240481	ATE Ø 52 - Halter
			←			24.3521-7002.5	240482	ATE Ø 52 - Halter
			➡	 ; → 07/03		24.3344-1713.7	220559	TRW Ø 34 - Halter
			➡	 ; → 07/03		24.3344-1714.7	220560	TRW Ø 34 - Halter
			➡	 ; 08/03→; für Fahrzeuge ohne Sportfahrwerk		24.3347-1711.5	240699	TRW Ø 34 - Halter
			➡	 ; 08/03→; für Fahrzeuge ohne Sportfahrwerk		24.3347-1712.5	240700	TRW Ø 34 - Halter
			➡	 ; 08/03→; für Fahrzeuge mit Sportfahrwerk		24.3367-1707.7	220669	TRW Ø 36 - Halter
			➡	 ; 08/03→; für Fahrzeuge mit Sportfahrwerk		24.3367-1708.7	220670	TRW Ø 36 - Halter
1.6 16V	74	02/98→07/04	←	 ; 04/98→		24.3521-7001.5	240481	ATE Ø 52 - Halter
			←	 ; 04/98→		24.3521-7002.5	240482	ATE Ø 52 - Halter
			➡	 ; 07/01→ 07/03		24.3344-1713.7	220559	TRW Ø 34 - Halter
			➡	 ; 07/01→ 07/03		24.3344-1714.7	220560	TRW Ø 34 - Halter
			➡	 ; 08/03→		24.3347-1711.5	240699	TRW Ø 34 - Halter
			➡	 ; 08/03→		24.3347-1712.5	240700	TRW Ø 34 - Halter
1.6 CNG	71	03/03→07/04	←			11.9571-9824.2	220472	ATE Ø 57 - Halter
			←			24.3571-9824.5	240500	ATE Ø 57 - Halter
			←			24.3571-9823.5	240499	ATE Ø 57 - Halter
			➡	 ; → 07/03		24.3344-1713.7	220559	TRW Ø 34 - Halter
			➡	 ; → 07/03		24.3344-1714.7	220560	TRW Ø 34 - Halter
			➡	 ; 08/03→		24.3347-1711.5	240699	TRW Ø 34 - Halter
			➡	 ; 08/03→		24.3347-1712.5	240700	TRW Ø 34 - Halter
			➡			24.3384-1753.7	220633	TRW Ø 38 - Halter
➡			24.3384-1754.7	220634	TRW Ø 38 - Halter			
1.7 CDTI	59	04/03→07/09	←			24.3521-7001.5	240481	ATE Ø 52 - Halter
			←			24.3521-7002.5	240482	ATE Ø 52 - Halter
			➡	 ; → 07/03		24.3344-1713.7	220559	TRW Ø 34 - Halter
			➡	 ; → 07/03		24.3344-1714.7	220560	TRW Ø 34 - Halter
			➡	 ; 08/03→		24.3347-1711.5	240699	TRW Ø 34 - Halter
			➡	 ; 08/03→		24.3347-1712.5	240700	TRW Ø 34 - Halter
1.8 16V	85	02/98→09/00	←	 ; 04/98→; + ABS		11.9571-9824.2	220472	ATE Ø 57 - Halter
			←	 ; 04/98→; - ABS		24.3571-9824.5	240500	ATE Ø 57 - Halter
			←	 ; 04/98→; - ABS		24.3521-7001.5	240481	ATE Ø 52 - Halter
			←	 ; 04/98→; + ABS		24.3521-7002.5	240482	ATE Ø 52 - Halter
			←			24.3571-9823.5	240499	ATE Ø 57 - Halter
1.8 16V	92	09/00→07/04	←	 ; + ABS		11.9571-9824.2	220472	ATE Ø 57 - Halter
			←	 ; - ABS		24.3571-9824.5	240500	ATE Ø 57 - Halter
			←	 ; - ABS		24.3521-7001.5	240481	ATE Ø 52 - Halter
			←	 ; + ABS		24.3521-7002.5	240482	ATE Ø 52 - Halter
			←			24.3571-9823.5	240499	ATE Ø 57 - Halter
			➡	 ; 07/01→ 07/03		24.3344-1713.7	220559	TRW Ø 34 - Halter
			➡	 ; 07/01→ 07/03		24.3344-1714.7	220560	TRW Ø 34 - Halter
			➡	 ; 08/03→		24.3347-1711.5	240699	TRW Ø 34 - Halter
➡	 ; 08/03→		24.3347-1712.5	240700	TRW Ø 34 - Halter			
2.0 16V	100	02/98→07/04	←	; 04/98→		11.9571-9824.2	220472	ATE Ø 57 - Halter
			←			24.3571-9824.5	240500	ATE Ø 57 - Halter
2.0 DI	60	02/98→07/04	←	; 04/98→; + ABS		11.9571-9824.2	220472	ATE Ø 57 - Halter
			←	; 04/98→; - ABS		24.3571-9824.5	240500	ATE Ø 57 - Halter
↓								








	kw			 	! #			
<b>OPEL - ASTRA G Caravan (F35_) 02/98→12/09</b>								
<b>Bremssattel</b>								
2.0 DI	60	02/98→07/04	←	☐; 04/98→; - ABS	24.3521-7002.5	240482	ATE Ø 52 - Halter	
			←	☐; 04/98→; + ABS	24.3571-9823.5	240499	ATE Ø 57 - Halter	
			→	☐; 07/01→ 07/03	24.3344-1713.7	220559	TRW Ø 34 - Halter	
			→	☐; 07/01→ 07/03	24.3344-1714.7	220560	TRW Ø 34 - Halter	
			→	☐; 08/03→	24.3347-1711.5	240699	TRW Ø 34 - Halter	
			→	☐; 08/03→	24.3347-1712.5	240700	TRW Ø 34 - Halter	
2.0 DTI 16V 2.2 16V	74 108	08/99→07/04 03/01→07/04	←	☐	11.9571-9824.2	220472	ATE Ø 57 - Halter	
			←	☐	24.3571-9824.5	240500	ATE Ø 57 - Halter	
			→	☐; 07/01→	24.3367-1713.7	220779	TRW Ø 36 - Halter	
			→	☐; 07/01→	24.3367-1714.7	220780	TRW Ø 36 - Halter	
2.0 OPC 2.0 OPC	141 147	09/02→07/04 11/02→07/04	←	☐	11.9571-9824.2	220472	ATE Ø 57 - Halter	
			←	☐	24.3571-9824.5	240500	ATE Ø 57 - Halter	
			→	☐	24.3384-1753.7	220633	TRW Ø 38 - Halter	
			→	☐	24.3384-1754.7	220634	TRW Ø 38 - Halter	
2.2 DTI 2.2 DTI	86 92	09/02→07/04 09/02→07/04	←	☐	11.9571-9824.2	220472	ATE Ø 57 - Halter	
			←	☐	24.3571-9824.5	240500	ATE Ø 57 - Halter	
			→	☐	24.3367-1713.7	220779	TRW Ø 36 - Halter	
			→	☐	24.3367-1714.7	220780	TRW Ø 36 - Halter	
<b>Halter, Bremssattel</b>								
2.0 OPC 2.0 OPC	141 147	09/02→07/04 11/02→07/04	←		11.8170-0758.1	260120	ATE	
<b>Feder, Bremssattel</b>								
1.2 16V 1.2 16V	48 55	02/98→09/00 09/00→07/04		22000001→	2	11.8116-0292.1	390521	ATE
1.4	66	10/04→12/09		09/07→	2	11.8116-0292.1	390521	ATE
1.4 16V 1.6 1.6 1.7 CDTI 1.7 DTI 16V	66 62 76 59 55	06/98→07/04 09/00→07/04 12/02→07/09 04/03→07/09 02/00→07/04			2	11.8116-0292.1	390521	ATE
1.6 1.6 16V 1.7 TD	55 74 50	02/98→09/00 02/98→07/04 02/98→08/00		04/98→	2	11.8116-0292.1	390521	ATE
1.6 CNG 2.0 DTI 16V 2.0 OPC 2.0 OPC 2.2 16V 2.2 DTI 2.2 DTI	71 74 141 147 108 86 92	03/03→07/04 08/99→07/04 09/02→07/04 11/02→07/04 03/01→07/04 09/02→07/04 09/02→07/04	←		2	11.8116-0292.1	390521	ATE
1.8 16V 2.0 DI	85 60	02/98→09/00 02/98→07/04	←	04/98→; - ABS 04/98→; + ABS	2 2	11.8116-0292.1 11.8116-0292.1	390521 390521	ATE ATE
1.8 16V	92	09/00→07/04	←	- ABS + ABS	2 2	11.8116-0292.1 11.8116-0292.1	390521 390521	ATE ATE
2.0 16V	100	02/98→07/04	←	04/98→	2	11.8116-0292.1	390521	ATE
<b>Führungshülzensatz, Bremssattel</b>								
1.2 16V	48	02/98→09/00	←	22000001→		11.0101-5407.2	260011	ATE
			←	04/98→; → 18999999; für Fahrzeuge mit Trommelbremse an der Hinterachse		11.0101-5407.2	260011	ATE
1.2 16V	55	09/00→07/04	←	22000001→		11.0101-5407.2	260011	ATE
			←	→ 18999999; für Fahrzeuge mit Trommelbremse an der Hinterachse		11.0101-5407.2	260011	ATE
1.4	66	10/04→12/09	←	09/07→		11.0101-5407.2	260011	ATE
1.4 16V 1.6 1.6 1.6 CNG 1.7 CDTI ↓	66 62 76 71 59	06/98→07/04 09/00→07/04 12/02→07/09 03/03→07/04 04/03→07/09	←			11.0101-5407.2	260011	ATE








	kW			 	! #		
<b>OPEL - ASTRA G Caravan (F35_) 02/98→12/09</b>							
<b>Führungshülzensatz, Bremsattel</b>							
1.7 DTI 16V	55	02/00→07/04	←			11.0101-5407.2 260011	ATE
2.0 DTI 16V	74	08/99→07/04					
2.0 OPC	141	09/02→07/04					
2.0 OPC	147	11/02→07/04					
2.2 16V	108	03/01→07/04					
2.2 DTI	86	09/02→07/04					
2.2 DTI	92	09/02→07/04					
1.6	55	02/98→09/00	←	04/98→		11.0101-5407.2 260011	ATE
1.6 16V	74	02/98→07/04					
1.7 TD	50	02/98→08/00					
2.0 16V	100	02/98→07/04					
1.8 16V	85	02/98→09/00	←	04/98→; - ABS		11.0101-5407.2 260011	ATE
2.0 DI	60	02/98→07/04	←	04/98→; + ABS		11.0101-5407.2 260011	ATE
1.8 16V	92	09/00→07/04	←	+ ABS		11.0101-5407.2 260011	ATE
			←	- ABS		11.0101-5407.2 260011	ATE
<b>Führungsbolzen, Bremsattel</b>							
1.2 16V	48	02/98→09/00	←	22000001→		11.8171-0008.1 990049	ATE
			←	04/98→; → 18999999; für Fahrzeuge mit Trommelbremse an der Hinterachse		11.8171-0008.1 990049	ATE
1.2 16V	55	09/00→07/04	←	22000001→		11.8171-0008.1 990049	ATE
			←	→ 18999999; für Fahrzeuge mit Trommelbremse an der Hinterachse		11.8171-0008.1 990049	ATE
1.4	66	10/04→12/09	←	09/07→		11.8171-0008.1 990049	ATE
1.4 16V	66	06/98→07/04	←			11.8171-0008.1 990049	ATE
1.6	62	09/00→07/04					
1.6	76	12/02→07/09					
1.6 CNG	71	03/03→07/04					
1.7 CDTI	59	04/03→07/09					
1.7 DTI 16V	55	02/00→07/04					
2.0 DTI 16V	74	08/99→07/04					
2.2 16V	108	03/01→07/04					
2.2 DTI	86	09/02→07/04					
2.2 DTI	92	09/02→07/04					
1.6	55	02/98→09/00	←	04/98→		11.8171-0008.1 990049	ATE
1.6 16V	74	02/98→07/04					
1.7 TD	50	02/98→08/00					
2.0 16V	100	02/98→07/04					
1.8 16V	85	02/98→09/00	←	04/98→; + ABS		11.8171-0008.1 990049	ATE
2.0 DI	60	02/98→07/04	←	04/98→; - ABS		11.8171-0008.1 990049	ATE
1.8 16V	92	09/00→07/04	←	+ ABS		11.8171-0008.1 990049	ATE
			←	- ABS		11.8171-0008.1 990049	ATE
2.0 OPC	141	09/02→07/04				11.8171-0008.1 990049	ATE
2.0 OPC	147	11/02→07/04					
<b>Dichtungssatz, Bremsattel</b>							
1.6 CNG	71	03/03→07/04	←			11.0441-5704.2 250034	ATE
2.0 DTI 16V	74	08/99→07/04					
2.0 OPC	141	09/02→07/04					
2.0 OPC	147	11/02→07/04					
2.2 16V	108	03/01→07/04					
2.2 DTI	86	09/02→07/04					
2.2 DTI	92	09/02→07/04					
1.8 16V	85	02/98→09/00	←	04/98→; + ABS		11.0441-5704.2 250034	ATE
2.0 DI	60	02/98→07/04					
1.8 16V	92	09/00→07/04	←	+ ABS		11.0441-5704.2 250034	ATE
2.0 16V	100	02/98→07/04	←	04/98→		11.0441-5704.2 250034	ATE
<b>Bremsschlauch</b>							
1.2 16V	48	02/98→09/00	←	04/98→	2	24.5241-0396.3 331380	L= 398
1.6	55	02/98→09/00	→	□; 32000001→; für Fahrzeuge mit Scheibenbremse an der Hinterachse		24.5157-0218.3 331095	L= 219 L2= 185 mit Rohrleitung
1.6 16V	74	02/98→07/04	→	□; 32000001→; für Fahrzeuge mit Scheibenbremse an der Hinterachse		24.5157-0219.3 331096	L= 219 L2= 185 mit Rohrleitung
			→	04/98→; für Fahrzeuge mit Trommelbremse an der Hinterachse	2	24.5240-0220.3 330619	L= 220
↓							

	kw			 	! #		
<b>OPEL - ASTRA G Caravan (F35_) 02/98→12/09</b>							
 <b>Bremsschlauch</b>							
1.2 16V 1.6 1.6 16V	48 55 74	02/98→09/00 02/98→09/00 02/98→07/04	➔	04/98→; → 22999999; für Fahrzeuge mit Scheibenbremse an der Hinterachse	2	24.5241-0200.3 330620	L= 200
1.2 16V 1.4 16V 1.6 1.6 1.7 DTI 16V	55 66 62 76 55	09/00→07/04 06/98→07/04 09/00→07/04 12/02→07/09 02/00→07/04	➔ ➔ ➔ ➔ ➔	☐; 32000001→; für Fahrzeuge mit Scheibenbremse an der Hinterachse ☐; 32000001→; für Fahrzeuge mit Scheibenbremse an der Hinterachse für Fahrzeuge mit Trommelbremse an der Hinterachse → 22999999; für Fahrzeuge mit Scheibenbremse an der Hinterachse	2 2 2 2 2	24.5241-0396.3 331380 24.5157-0218.3 331095 24.5157-0219.3 331096 24.5240-0220.3 330619 24.5241-0200.3 330620	L= 398 L= 219 L2= 185 mit Rohrleitung L= 219 L2= 185 mit Rohrleitung L= 220 L= 200
1.4	66	10/04→12/09	➔ ➔ ➔ ➔	09/07→ ☐; 09/07→; für Fahrzeuge mit Scheibenbremse an der Hinterachse ☐; 09/07→; für Fahrzeuge mit Scheibenbremse an der Hinterachse 09/07→; für Fahrzeuge mit Trommelbremse an der Hinterachse	2 2 2 2	24.5241-0396.3 331380 24.5157-0218.3 331095 24.5157-0219.3 331096 24.5240-0220.3 330619	L= 398 L= 219 L2= 185 mit Rohrleitung L= 219 L2= 185 mit Rohrleitung L= 220
1.6 CNG	71	03/03→07/04	➔ ➔ ➔ ➔ ➔	☐; 32000001→ ☐; 32000001→ für Fahrzeuge mit Trommelbremse an der Hinterachse → 22999999; für Fahrzeuge mit Scheibenbremse an der Hinterachse	2 2 2 2 2	24.5241-0396.3 331380 24.5157-0218.3 331095 24.5157-0219.3 331096 24.5240-0220.3 330619 24.5241-0200.3 330620	L= 398 L= 219 L2= 185 mit Rohrleitung L= 219 L2= 185 mit Rohrleitung L= 220 L= 200
1.7 CDTI 1.8 16V 2.0 DTI 16V 2.0 OPC 2.0 OPC 2.2 16V 2.2 DTI 2.2 DTI	59 92 74 141 147 108 86 92	04/03→07/09 09/00→07/04 08/99→07/04 09/02→07/04 11/02→07/04 03/01→07/04 09/02→07/04 09/02→07/04	➔ ➔ ➔ ➔ ➔ ➔ ➔ ➔	☐; 32000001→ ☐; 32000001→ ☐; 32000001→ ☐; 32000001→ ☐; 32000001→ ☐; 32000001→ ☐; 32000001→ ☐; 32000001→	2 2 2 2 2 2 2 2	24.5241-0396.3 331380 24.5157-0218.3 331095 24.5157-0219.3 331096 24.5157-0219.3 331096 24.5157-0219.3 331096 24.5157-0219.3 331096 24.5157-0219.3 331096 24.5157-0219.3 331096	L= 398 L= 219 L2= 185 mit Rohrleitung L= 219 L2= 185 mit Rohrleitung L= 219 L2= 185 mit Rohrleitung L= 219 L2= 185 mit Rohrleitung L= 219 L2= 185 mit Rohrleitung L= 219 L2= 185 mit Rohrleitung L= 219 L2= 185 mit Rohrleitung L= 219 L2= 185 mit Rohrleitung
1.7 TD	50	02/98→08/00	➔ ➔ ➔	04/98→ 04/98→; für Fahrzeuge mit Trommelbremse an der Hinterachse 04/98→; für Fahrzeuge mit Scheibenbremse an der Hinterachse	2 2 2	24.5241-0396.3 331380 24.5240-0220.3 330619 24.5241-0200.3 330620	L= 398 L= 220 L= 200
1.8 16V 2.0 16V 2.0 DI	85 100 60	02/98→09/00 02/98→07/04 02/98→07/04	➔ ➔ ➔ ➔	04/98→ ☐; 32000001→ ☐; 32000001→ ☐; 32000001→ 04/98→; → 22999999	2 2 2 2 2	24.5241-0396.3 331380 24.5157-0218.3 331095 24.5157-0219.3 331096 24.5157-0219.3 331096 24.5241-0200.3 330620	L= 398 L= 219 L2= 185 mit Rohrleitung L= 219 L2= 185 mit Rohrleitung L= 219 L2= 185 mit Rohrleitung L= 200
<b>OPEL - ASTRA G CC (F48_, F08_) 02/98→12/09</b>							
 <b>Bremssattel</b>							
1.2 16V	48	02/98→09/00	➔ ➔	☐; 22000001→ ☐; 22000001→		24.3521-7001.5 240481 24.3521-7002.5 240482	ATE Ø 52 - Halter ATE Ø 52 - Halter
1.2 16V	55	09/00→01/05	➔ ➔ ➔ ➔ ➔ ➔ ➔ ➔	☐; 22000001→ ☐; 22000001→ ☐; 22000001→ ☐; 22000001→ ☐; 07/01→ 07/03 ☐; 07/01→ 07/03 ☐; 08/03→ ☐; 08/03→		24.3521-7001.5 240481 24.3521-7002.5 240482 24.3521-7001.5 240481 24.3521-7002.5 240482 24.3344-1713.7 220559 24.3344-1714.7 220560 24.3347-1711.5 240699 24.3347-1712.5 240700	ATE Ø 52 - Halter ATE Ø 52 - Halter ATE Ø 52 - Halter ATE Ø 52 - Halter TRW Ø 34 - Halter TRW Ø 34 - Halter TRW Ø 34 - Halter TRW Ø 34 - Halter
1.4	66	09/07→12/09	➔ ➔ ➔	☐ ☐ ☐		24.3521-7001.5 240481 24.3521-7002.5 240482 24.3347-1711.5 240699	ATE Ø 52 - Halter ATE Ø 52 - Halter TRW Ø 34 - Halter
↓							










	kw			 	! #		
<b>OPEL - ASTRA G CC (F48_, F08_) 02/98→12/09</b>							
 <b>Bremssattel</b>							
1.4	66	09/07→12/09	→	☐		24.3347-1712.5 240700	TRW Ø 34 - Halter
1.4 16V	66	02/98→01/05	←	☐; 04/98→		24.3521-7001.5 240481	ATE Ø 52 - Halter
1.6 16V	74	02/98→01/05	←	☐; 04/98→		24.3521-7002.5 240482	ATE Ø 52 - Halter
			→	☐; 07/01→ 07/03		24.3344-1713.7 220559	TRW Ø 34 - Halter
			→	☐; 07/01→ 07/03		24.3344-1714.7 220560	TRW Ø 34 - Halter
			→	☐; 08/03→		24.3347-1711.5 240699	TRW Ø 34 - Halter
			→	☐; 08/03→		24.3347-1712.5 240700	TRW Ø 34 - Halter
1.6	55	02/98→09/00	←	☐; 04/98→		24.3521-7001.5 240481	ATE Ø 52 - Halter
1.7 TD	50	02/98→08/00	←	☐; 04/98→		24.3521-7002.5 240482	ATE Ø 52 - Halter
1.6	62	09/00→01/05	←	☐		24.3521-7001.5 240481	ATE Ø 52 - Halter
			←	☐		24.3521-7002.5 240482	ATE Ø 52 - Halter
			→	☐; 07/01→ 07/03		24.3344-1713.7 220559	TRW Ø 34 - Halter
			→	☐; 07/01→ 07/03		24.3344-1714.7 220560	TRW Ø 34 - Halter
			→	☐; 08/03→; für Fahrzeuge ohne Sportfahrwerk		24.3347-1711.5 240699	TRW Ø 34 - Halter
			→	☐; 08/03→; für Fahrzeuge ohne Sportfahrwerk		24.3347-1712.5 240700	TRW Ø 34 - Halter
			→	☐; 08/03→; für Fahrzeuge mit Sportfahrwerk		24.3367-1707.7 220669	TRW Ø 36 - Halter
			→	☐; 08/03→; für Fahrzeuge mit Sportfahrwerk		24.3367-1708.7 220670	TRW Ø 36 - Halter
1.6	76	12/02→12/09	←	☐		24.3521-7001.5 240481	ATE Ø 52 - Halter
			←	☐		24.3521-7002.5 240482	ATE Ø 52 - Halter
			→	☐; → 07/03		24.3344-1713.7 220559	TRW Ø 34 - Halter
			→	☐; → 07/03		24.3344-1714.7 220560	TRW Ø 34 - Halter
			→	☐; 08/03→; für Fahrzeuge ohne Sportfahrwerk		24.3347-1711.5 240699	TRW Ø 34 - Halter
			→	☐; 08/03→; für Fahrzeuge ohne Sportfahrwerk		24.3347-1712.5 240700	TRW Ø 34 - Halter
			→	☐; 08/03→; für Fahrzeuge mit Sportfahrwerk		24.3367-1707.7 220669	TRW Ø 36 - Halter
			→	☐; 08/03→; für Fahrzeuge mit Sportfahrwerk		24.3367-1708.7 220670	TRW Ø 36 - Halter
1.6 LPG	74	06/02→01/05	→	☐; → 07/03		24.3344-1713.7 220559	TRW Ø 34 - Halter
			→	☐; → 07/03		24.3344-1714.7 220560	TRW Ø 34 - Halter
			→	☐; für Fahrzeuge ohne Sportfahrwerk		24.3347-1711.5 240699	TRW Ø 34 - Halter
			→	☐; für Fahrzeuge ohne Sportfahrwerk		24.3347-1712.5 240700	TRW Ø 34 - Halter
			→	☐; 08/03→; für Fahrzeuge mit Sportfahrwerk		24.3367-1707.7 220669	TRW Ø 36 - Halter
			→	☐; 08/03→; für Fahrzeuge mit Sportfahrwerk		24.3367-1708.7 220670	TRW Ø 36 - Halter
1.7 CDTI	59	04/03→12/09	←	☐		24.3521-7001.5 240481	ATE Ø 52 - Halter
			←	☐		24.3521-7002.5 240482	ATE Ø 52 - Halter
			→	☐; → 07/03		24.3344-1713.7 220559	TRW Ø 34 - Halter
			→	☐; → 07/03		24.3344-1714.7 220560	TRW Ø 34 - Halter
			→	☐; 08/03→		24.3347-1711.5 240699	TRW Ø 34 - Halter
			→	☐; 08/03→		24.3347-1712.5 240700	TRW Ø 34 - Halter
1.7 DTI 16V	55	02/00→01/05	←	☐		24.3521-7001.5 240481	ATE Ø 52 - Halter
			←	☐		24.3521-7002.5 240482	ATE Ø 52 - Halter
			→	☐; 07/01→ 07/03		24.3344-1713.7 220559	TRW Ø 34 - Halter
			→	☐; 07/01→ 07/03		24.3344-1714.7 220560	TRW Ø 34 - Halter
			→	☐; 08/03→		24.3347-1711.5 240699	TRW Ø 34 - Halter
			→	☐; 08/03→		24.3347-1712.5 240700	TRW Ø 34 - Halter
1.8 16V	85	02/98→09/00	←	☐; 04/98→; + ABS		11.9571-9824.2 220472	ATE Ø 57 - Halter
						24.3571-9824.5 240500	ATE Ø 57 - Halter
			←	☐; 04/98→; - ABS		24.3521-7001.5 240481	ATE Ø 52 - Halter
			←	☐; 04/98→; - ABS		24.3521-7002.5 240482	ATE Ø 52 - Halter
			←	☐; 04/98→; + ABS		24.3571-9823.5 240499	ATE Ø 57 - Halter
↓							










	kw			 	! #		
<b>OPEL - ASTRA G CC (F48_, F08_) 02/98→12/09</b>							
<b>Bremssattel</b>							
1.8 16V	92	09/00→01/05	←	☐; + ABS	11.9571-9824.2	220472	ATE Ø 57 - Halter
			←	☐; - ABS	24.3571-9824.5	240500	ATE Ø 57 - Halter
			←	☐; - ABS	24.3521-7001.5	240481	ATE Ø 52 - Halter
			←	☐; - ABS	24.3521-7002.5	240482	ATE Ø 52 - Halter
			←	☐; + ABS	24.3571-9823.5	240499	ATE Ø 57 - Halter
			→	☐; 07/01→ 07/03	24.3344-1713.7	220559	TRW Ø 34 - Halter
			→	☐; 07/01→ 07/03	24.3344-1714.7	220560	TRW Ø 34 - Halter
			→	☐; 08/03→	24.3347-1711.5	240699	TRW Ø 34 - Halter
2.0 16V	100	02/98→01/05	←	☐; 04/98→	11.9571-9824.2	220472	ATE Ø 57 - Halter
			←	☐; 04/98→	24.3571-9824.5	240500	ATE Ø 57 - Halter
2.0 16V OPC	118	11/99→09/02	←	☐	11.9571-9824.2	220472	ATE Ø 57 - Halter
			←	☐	24.3571-9824.5	240500	ATE Ø 57 - Halter
			→	☐; 07/01→	24.3571-9823.5	240499	ATE Ø 57 - Halter
			→	☐; 07/01→	24.3384-1753.7	220633	TRW Ø 38 - Halter
2.0 DI	60	02/98→01/05	←	☐; 04/98→; + ABS	24.3384-1754.7	220634	TRW Ø 38 - Halter
			←	☐; 04/98→; - ABS	11.9571-9824.2	220472	ATE Ø 57 - Halter
			←	☐; 04/98→; - ABS	24.3571-9824.5	240500	ATE Ø 57 - Halter
			←	☐; 04/98→; - ABS	24.3521-7001.5	240481	ATE Ø 52 - Halter
			←	☐; 04/98→; + ABS	24.3521-7002.5	240482	ATE Ø 52 - Halter
			←	☐; 04/98→; + ABS	24.3571-9823.5	240499	ATE Ø 57 - Halter
			→	☐; 07/01→ 07/03	24.3344-1713.7	220559	TRW Ø 34 - Halter
			→	☐; 07/01→ 07/03	24.3344-1714.7	220560	TRW Ø 34 - Halter
2.0 DTI 16V	74	08/99→01/05	→	☐; 08/03→	24.3347-1711.5	240699	TRW Ø 34 - Halter
			→	☐; 08/03→	24.3347-1712.5	240700	TRW Ø 34 - Halter
			←	☐	11.9571-9824.2	220472	ATE Ø 57 - Halter
			←	☐	24.3571-9824.5	240500	ATE Ø 57 - Halter
2.0 OPC 2.0 OPC	141 147	09/02→01/05 11/02→01/05	←	☐	24.3571-9823.5	240499	ATE Ø 57 - Halter
			←	☐	11.9571-9824.2	220472	ATE Ø 57 - Halter
			→	☐	24.3384-1753.7	220633	TRW Ø 38 - Halter
			→	☐	24.3384-1754.7	220634	TRW Ø 38 - Halter
2.2 16V	108	06/00→01/05	→	☐; 07/01→	24.3367-1713.7	220779	TRW Ø 36 - Halter
			→	☐; 07/01→	24.3367-1714.7	220780	TRW Ø 36 - Halter
			←	☐; 09/00→	11.9571-9824.2	220472	ATE Ø 57 - Halter
			←	☐; 09/00→	24.3571-9824.5	240500	ATE Ø 57 - Halter
2.2 DTI	86	09/02→01/05	←	☐	24.3571-9823.5	240499	ATE Ø 57 - Halter
			←	☐	11.9571-9824.2	220472	ATE Ø 57 - Halter
			→	☐	24.3367-1713.7	220779	TRW Ø 36 - Halter
			→	☐	24.3384-1753.7	220633	TRW Ø 38 - Halter
			→	☐	24.3367-1714.7	220780	TRW Ø 36 - Halter
2.2 DTI	92	09/02→01/05	→	☐	24.3384-1754.7	220634	TRW Ø 38 - Halter
			←	☐	11.9571-9824.2	220472	ATE Ø 57 - Halter
			←	☐	24.3571-9824.5	240500	ATE Ø 57 - Halter
			←	☐	24.3571-9823.5	240499	ATE Ø 57 - Halter
<b>Halter, Bremssattel</b>							
2.0 16V OPC 2.0 OPC ↓	118 141	11/99→09/02 09/02→01/05	←		11.8170-0758.1	260120	ATE

	kW			 	! #		
<b>OPEL - ASTRA G CC (F48_, F08_) 02/98→12/09</b>							
<b>Halter, Bremssattel</b>							
2.0 OPC	147	11/02→01/05	←			11.8170-0758.1 260120	ATE
<b>Feder, Bremssattel</b>							
1.2 16V	48	02/98→09/00		22000001→	2	11.8116-0292.1 390521	ATE
1.2 16V	55	09/00→01/05					
1.4	66	09/07→12/09			2	11.8116-0292.1 390521	ATE
1.6	62	09/00→01/05					
1.6	76	12/02→12/09					
1.7 CDTI	59	04/03→12/09					
1.7 DTI 16V	55	02/00→01/05					
1.4 16V	66	02/98→01/05		04/98→	2	11.8116-0292.1 390521	ATE
1.6	55	02/98→09/00					
1.6 16V	74	02/98→01/05					
1.7 TD	50	02/98→08/00					
1.8 16V	85	02/98→09/00		04/98→; - ABS	2	11.8116-0292.1 390521	ATE
2.0 DI	60	02/98→01/05	←	04/98→; + ABS	2	11.8116-0292.1 390521	ATE
1.8 16V	92	09/00→01/05		- ABS	2	11.8116-0292.1 390521	ATE
			←	+ ABS	2	11.8116-0292.1 390521	ATE
2.0 16V	100	02/98→01/05	←	04/98→	2	11.8116-0292.1 390521	ATE
2.0 16V OPC	118	11/99→09/02	←		2	11.8116-0292.1 390521	ATE
2.0 DTI 16V	74	08/99→01/05					
2.0 OPC	141	09/02→01/05					
2.0 OPC	147	11/02→01/05					
2.2 DTI	86	09/02→01/05					
2.2 DTI	92	09/02→01/05					
2.2 16V	108	06/00→01/05	←	09/00→	2	11.8116-0292.1 390521	ATE
<b>Führungshülzensatz, Bremssattel</b>							
1.2 16V	48	02/98→09/00	←	22000001→		11.0101-5407.2 260011	ATE
			←	04/98→; → 18999999; für Fahrzeuge mit Trommelbremse an der Hinterachse		11.0101-5407.2 260011	ATE
1.2 16V	55	09/00→01/05	←	22000001→		11.0101-5407.2 260011	ATE
			←	→ 18999999; für Fahrzeuge mit Trommelbremse an der Hinterachse		11.0101-5407.2 260011	ATE
1.4	66	09/07→12/09	←			11.0101-5407.2 260011	ATE
1.6	62	09/00→01/05					
1.6	76	12/02→12/09					
1.7 CDTI	59	04/03→12/09					
1.7 DTI 16V	55	02/00→01/05					
2.0 16V OPC	118	11/99→09/02					
2.0 DTI 16V	74	08/99→01/05					
2.0 OPC	141	09/02→01/05					
2.0 OPC	147	11/02→01/05					
2.2 DTI	86	09/02→01/05					
2.2 DTI	92	09/02→01/05					
1.4 16V	66	02/98→01/05	←	04/98→		11.0101-5407.2 260011	ATE
1.6	55	02/98→09/00					
1.6 16V	74	02/98→01/05					
1.7 TD	50	02/98→08/00					
2.0 16V	100	02/98→01/05					
1.8 16V	85	02/98→09/00	←	04/98→; - ABS		11.0101-5407.2 260011	ATE
2.0 DI	60	02/98→01/05	←	04/98→; + ABS		11.0101-5407.2 260011	ATE
1.8 16V	92	09/00→01/05	←	+ ABS		11.0101-5407.2 260011	ATE
			←	- ABS		11.0101-5407.2 260011	ATE
2.2 16V	108	06/00→01/05	←	09/00→		11.0101-5407.2 260011	ATE
<b>Führungsbolzen, Bremssattel</b>							
1.2 16V	48	02/98→09/00	←	22000001→		11.8171-0008.1 990049	ATE
			←	04/98→; → 18999999; für Fahrzeuge mit Trommelbremse an der Hinterachse		11.8171-0008.1 990049	ATE
1.2 16V	55	09/00→01/05	←	22000001→		11.8171-0008.1 990049	ATE
			←	→ 18999999; für Fahrzeuge mit Trommelbremse an der Hinterachse		11.8171-0008.1 990049	ATE
1.4	66	09/07→12/09	←			11.8171-0008.1 990049	ATE
1.6	62	09/00→01/05					
1.6	76	12/02→12/09					
1.7 CDTI	59	04/03→12/09					
1.7 DTI 16V	55	02/00→01/05					
↓							










	kW			 	! #		
<b>PEL - ASTRA G CC (F48_, F08_) 02/98→12/09</b>							
<b>Führungsbolzen, Bremsattel</b>							
2.0 DTI 16V	74	08/99→01/05	←			11.8171-0008.1 990049	ATE
2.2 DTI	86	09/02→01/05					
2.2 DTI	92	09/02→01/05					
1.4 16V	66	02/98→01/05	←	04/98→		11.8171-0008.1 990049	ATE
1.6	55	02/98→09/00					
1.6 16V	74	02/98→01/05					
1.7 TD	50	02/98→08/00					
2.0 16V	100	02/98→01/05					
1.8 16V	85	02/98→09/00	←	04/98→; + ABS		11.8171-0008.1 990049	ATE
2.0 DI	60	02/98→01/05	←	04/98→; - ABS		11.8171-0008.1 990049	ATE
1.8 16V	92	09/00→01/05	←	+ ABS		11.8171-0008.1 990049	ATE
			←	- ABS		11.8171-0008.1 990049	ATE
2.0 16V OPC	118	11/99→09/02				11.8171-0008.1 990049	ATE
2.0 OPC	141	09/02→01/05					
2.0 OPC	147	11/02→01/05					
2.2 16V	108	06/00→01/05	←	09/00→		11.8171-0008.1 990049	ATE
<b>Dichtungssatz, Bremsattel</b>							
1.8 16V	85	02/98→09/00	←	04/98→; + ABS		11.0441-5704.2 250034	ATE
2.0 DI	60	02/98→01/05					
1.8 16V	92	09/00→01/05	←	+ ABS		11.0441-5704.2 250034	ATE
2.0 16V	100	02/98→01/05	←	04/98→		11.0441-5704.2 250034	ATE
2.0 16V OPC	118	11/99→09/02	←			11.0441-5704.2 250034	ATE
2.0 DTI 16V	74	08/99→01/05					
2.0 OPC	141	09/02→01/05					
2.0 OPC	147	11/02→01/05					
2.2 DTI	86	09/02→01/05					
2.2 DTI	92	09/02→01/05					
2.2 16V	108	06/00→01/05	←	09/00→		11.0441-5704.2 250034	ATE
<b>Bremsschlauch</b>							
1.2 16V	48	02/98→09/00	←	04/98→	2	24.5241-0396.3 331380	L= 398
1.4 16V	66	02/98→01/05	→	☐; 32000001→; für Fahrzeuge mit Scheibenbremse an der Hinterachse		24.5157-0218.3 331095	L= 219 L2= 185 mit Rohrleitung
1.6	55	02/98→09/00	→	☐; 32000001→; für Fahrzeuge mit Scheibenbremse an der Hinterachse		24.5157-0219.3 331096	L= 219 L2= 185 mit Rohrleitung
1.6 16V	74	02/98→01/05	→	04/98→; für Fahrzeuge mit Trommelbremse an der Hinterachse	2	24.5240-0220.3 330619	L= 220
			→	04/98→; → 22999999; für Fahrzeuge mit Scheibenbremse an der Hinterachse	2	24.5241-0200.3 330620	L= 200
1.2 16V	55	09/00→01/05	←		2	24.5241-0396.3 331380	L= 398
1.4	66	09/07→12/09	→	☐; 32000001→; für Fahrzeuge mit Scheibenbremse an der Hinterachse		24.5157-0218.3 331095	L= 219 L2= 185 mit Rohrleitung
1.6	62	09/00→01/05	→	☐; 32000001→; für Fahrzeuge mit Scheibenbremse an der Hinterachse		24.5157-0219.3 331096	L= 219 L2= 185 mit Rohrleitung
1.6	76	12/02→12/09	→	für Fahrzeuge mit Trommelbremse an der Hinterachse	2	24.5240-0220.3 330619	L= 220
1.7 DTI 16V	55	02/00→01/05	→	→ 22999999; für Fahrzeuge mit Scheibenbremse an der Hinterachse	2	24.5241-0200.3 330620	L= 200
1.7 CDTI	59	04/03→12/09	←		2	24.5241-0396.3 331380	L= 398
1.8 16V	92	09/00→01/05	→	☐; 32000001→		24.5157-0218.3 331095	L= 219 L2= 185 mit Rohrleitung
2.0 16V OPC	118	11/99→09/02	→	☐; 32000001→		24.5157-0219.3 331096	L= 219 L2= 185 mit Rohrleitung
2.0 DTI 16V	74	08/99→01/05	→	→ 22999999	2	24.5241-0200.3 330620	L= 200
2.0 OPC	141	09/02→01/05	→				
2.0 OPC	147	11/02→01/05	→				
2.2 DTI	86	09/02→01/05					
2.2 DTI	92	09/02→01/05					
1.7 TD	50	02/98→08/00	←	04/98→	2	24.5241-0396.3 331380	L= 398
			→	04/98→; für Fahrzeuge mit Trommelbremse an der Hinterachse	2	24.5240-0220.3 330619	L= 220
			→	04/98→; für Fahrzeuge mit Scheibenbremse an der Hinterachse	2	24.5241-0200.3 330620	L= 200
1.8 16V	85	02/98→09/00	←	04/98→	2	24.5241-0396.3 331380	L= 398
2.0 16V	100	02/98→01/05					
↓							



















	kw			 	! #		
<b>OPEL - ASTRA G CC (F48_, F08_) 02/98→12/09</b>							
 <b>Bremsschlauch</b>							
2.0 DI	60	02/98→01/05	➔	☐; 32000001→		24.5157-0218.3 331095	L= 219 L2= 185 mit Rohrleitung
			➔	☐; 32000001→		24.5157-0219.3 331096	L= 219 L2= 185 mit Rohrleitung
			➔	04/98→; → 229999999	2	24.5241-0200.3 330620	L= 200
2.2 16V	108	06/00→01/05	➔	09/00→	2	24.5241-0396.3 331380	L= 398
			➔	☐; 32000001→		24.5157-0218.3 331095	L= 219 L2= 185 mit Rohrleitung
			➔	☐; 32000001→		24.5157-0219.3 331096	L= 219 L2= 185 mit Rohrleitung
			➔	09/00→; → 229999999	2	24.5241-0200.3 330620	L= 200
<b>OPEL - ASTRA G Coupe (F07_) 03/00→05/05</b>							
 <b>Bremssattel</b>							
1.6 16V	74	03/00→05/05	➔	☐		24.3521-7001.5 240481	ATE Ø 52 - Halter
1.6 16V	76	03/00→05/05	➔	☐		24.3521-7002.5 240482	ATE Ø 52 - Halter
			➔	☐; 07/01→ 07/03		24.3344-1713.7 220559	TRW Ø 34 - Halter
			➔	☐; 07/01→ 07/03		24.3344-1714.7 220560	TRW Ø 34 - Halter
			➔	☐; 08/03→		24.3347-1711.5 240699	TRW Ø 34 - Halter
			➔	☐; 08/03→		24.3347-1712.5 240700	TRW Ø 34 - Halter
1.8 16V	85	03/00→10/00	➔	☐		11.9571-9824.2 220472	ATE Ø 57 - Halter
			➔	☐		24.3571-9824.5 240500	ATE Ø 57 - Halter
			➔	☐		24.3571-9823.5 240499	ATE Ø 57 - Halter
1.8 16V	92	09/00→05/05	➔	☐		11.9571-9824.2 220472	ATE Ø 57 - Halter
2.0 16V Turbo	140	09/00→08/01	➔	☐		24.3571-9824.5 240500	ATE Ø 57 - Halter
2.2 16V	108	09/00→05/05	➔	☐		24.3571-9823.5 240499	ATE Ø 57 - Halter
			➔	☐; 07/01→		24.3384-1753.7 220633	TRW Ø 38 - Halter
			➔	☐; 07/01→		24.3384-1754.7 220634	TRW Ø 38 - Halter
2.0 16V Turbo	141	08/01→05/05	➔	☐		11.9571-9824.2 220472	ATE Ø 57 - Halter
2.0 16V Turbo	147	11/02→05/05	➔	☐		24.3571-9824.5 240500	ATE Ø 57 - Halter
2.2 DTI	92	09/02→05/05	➔	☐		24.3571-9823.5 240499	ATE Ø 57 - Halter
			➔	☐		24.3384-1753.7 220633	TRW Ø 38 - Halter
			➔	☐		24.3384-1754.7 220634	TRW Ø 38 - Halter
<b>Halter, Bremssattel</b>							
2.0 16V Turbo	147	11/02→05/05	➔			11.8170-0758.1 260120	ATE
<b>Feder, Bremssattel</b>							
1.6 16V	74	03/00→05/05			2	11.8116-0292.1 390521	ATE
1.6 16V	76	03/00→05/05					
1.8 16V	85	03/00→10/00	➔		2	11.8116-0292.1 390521	ATE
1.8 16V	92	09/00→05/05					
2.0 16V Turbo	140	09/00→08/01					
2.0 16V Turbo	141	08/01→05/05					
2.0 16V Turbo	147	11/02→05/05					
2.2 16V	108	09/00→05/05					
2.2 DTI	92	09/02→05/05					
<b>Führungshülzensatz, Bremssattel</b>							
1.6 16V	74	03/00→05/05	➔			11.0101-5407.2 260011	ATE
1.6 16V	76	03/00→05/05					
1.8 16V	85	03/00→10/00					
1.8 16V	92	09/00→05/05					
2.0 16V Turbo	140	09/00→08/01					
2.0 16V Turbo	141	08/01→05/05					
2.0 16V Turbo	147	11/02→05/05					
2.2 16V	108	09/00→05/05					
2.2 DTI	92	09/02→05/05					
<b>Führungsbolzen, Bremssattel</b>							
1.6 16V	74	03/00→05/05	➔			11.8171-0008.1 990049	ATE
1.6 16V	76	03/00→05/05					
1.8 16V	85	03/00→10/00					
1.8 16V	92	09/00→05/05					
2.0 16V Turbo	140	09/00→08/01					
2.0 16V Turbo	141	08/01→05/05					
2.2 16V	108	09/00→05/05					
2.2 DTI	92	09/02→05/05					
2.0 16V Turbo	147	11/02→05/05				11.8171-0008.1 990049	ATE
↓							








	kw			 	! #		
<b>OPEL - ASTRA G Coupe (F07_) 03/00→05/05</b>							
<b>Dichtungssatz, Bremssattel</b>							
1.8 16V	85	03/00→10/00	←			11.0441-5704.2	250034 ATE
1.8 16V	92	09/00→05/05					
2.0 16V Turbo	140	09/00→08/01					
2.0 16V Turbo	141	08/01→05/05					
2.0 16V Turbo	147	11/02→05/05					
2.2 16V	108	09/00→05/05					
2.2 DTI	92	09/02→05/05					
<b> Bremsschlauch</b>							
1.6 16V	74	03/00→05/05	←		2	24.5241-0396.3	331380 L= 398
1.6 16V	76	03/00→05/05	→	☐; 32000001→; für Fahrzeuge mit Scheibenbremse an der Hinterachse		24.5157-0218.3	331095 L= 219 L2= 185 mit Rohrleitung
			→	☐; 32000001→; für Fahrzeuge mit Scheibenbremse an der Hinterachse		24.5157-0219.3	331096 L= 219 L2= 185 mit Rohrleitung
			→	für Fahrzeuge mit Trommelbremse an der Hinterachse	2	24.5240-0220.3	330619 L= 220
			→	→ 22999999; für Fahrzeuge mit Scheibenbremse an der Hinterachse	2	24.5241-0200.3	330620 L= 200
1.8 16V	85	03/00→10/00	←		2	24.5241-0396.3	331380 L= 398
1.8 16V	92	09/00→05/05					
2.0 16V Turbo	140	09/00→08/01	→	☐; 32000001→		24.5157-0218.3	331095 L= 219 L2= 185 mit Rohrleitung
2.0 16V Turbo	141	08/01→05/05	→	☐; 32000001→		24.5157-0219.3	331096 L= 219 L2= 185 mit Rohrleitung
2.0 16V Turbo	147	11/02→05/05					
2.2 16V	108	09/00→05/05	→	→ 22999999	2	24.5241-0200.3	330620 L= 200
2.2 DTI	92	09/02→05/05					
<b>OPEL - ASTRA G Kasten (F70) 01/99→04/05</b>							
<b> Bremssattel</b>							
1.6	55	01/99→09/00	←	☐		24.3521-7001.5	240481 ATE Ø 52 - Halter
1.7 TD	50	01/99→04/05	←	☐		24.3521-7002.5	240482 ATE Ø 52 - Halter
1.6	62	09/00→04/05	←	☐		24.3521-7001.5	240481 ATE Ø 52 - Halter
			←	☐		24.3521-7002.5	240482 ATE Ø 52 - Halter
			→	☐; 07/01→ 07/03		24.3344-1713.7	220559 TRW Ø 34 - Halter
			→	☐; 07/01→ 07/03		24.3344-1714.7	220560 TRW Ø 34 - Halter
			→	☐; 08/03→; für Fahrzeuge ohne Sportfahrwerk		24.3347-1711.5	240699 TRW Ø 34 - Halter
			→	☐; 08/03→; für Fahrzeuge ohne Sportfahrwerk		24.3347-1712.5	240700 TRW Ø 34 - Halter
			→	☐; 08/03→; für Fahrzeuge mit Sportfahrwerk		24.3367-1707.7	220669 TRW Ø 36 - Halter
			→	☐; 08/03→; für Fahrzeuge mit Sportfahrwerk		24.3367-1708.7	220670 TRW Ø 36 - Halter
1.6	76	10/04→04/05	←	☐		24.3521-7001.5	240481 ATE Ø 52 - Halter
			←	☐		24.3521-7002.5	240482 ATE Ø 52 - Halter
			→	☐		24.3347-1711.5	240699 TRW Ø 34 - Halter
			→	☐		24.3347-1712.5	240700 TRW Ø 34 - Halter
1.7 DTI 16V	55	02/00→04/05	←	☐		24.3521-7001.5	240481 ATE Ø 52 - Halter
			←	☐		24.3521-7002.5	240482 ATE Ø 52 - Halter
			→	☐; 07/01→ 07/03		24.3344-1713.7	220559 TRW Ø 34 - Halter
			→	☐; 07/01→ 07/03		24.3344-1714.7	220560 TRW Ø 34 - Halter
			→	☐; 08/03→		24.3347-1711.5	240699 TRW Ø 34 - Halter
			→	☐; 08/03→		24.3347-1712.5	240700 TRW Ø 34 - Halter
2.0 DI	60	01/99→04/05	←	☐; + ABS		11.9571-9824.2	220472 ATE Ø 57 - Halter
						24.3571-9824.5	240500 ATE Ø 57 - Halter
			←	☐; - ABS		24.3521-7001.5	240481 ATE Ø 52 - Halter
			←	☐; - ABS		24.3521-7002.5	240482 ATE Ø 52 - Halter
			←	☐; + ABS		24.3571-9823.5	240499 ATE Ø 57 - Halter
			→	☐; 07/01→ 07/03		24.3344-1713.7	220559 TRW Ø 34 - Halter
			→	☐; 07/01→ 07/03		24.3344-1714.7	220560 TRW Ø 34 - Halter
			→	☐; 08/03→		24.3347-1711.5	240699 TRW Ø 34 - Halter
			→	☐; 08/03→		24.3347-1712.5	240700 TRW Ø 34 - Halter










	kW			 	! #		
<b>OPEL - ASTRA G Kasten (F70) 01/99→04/05</b>							
<b>Feder, Bremssattel</b>							
1.6	55	01/99→09/00			2	11.8116-0292.1	390521 ATE
1.6	62	09/00→04/05					
1.6	76	10/04→04/05					
1.7 DTI 16V	55	02/00→04/05					
1.7 TD	50	01/99→04/05					
2.0 DI	60	01/99→04/05		- ABS	2	11.8116-0292.1	390521 ATE
			←	+ ABS	2	11.8116-0292.1	390521 ATE
<b>Führungshülzensatz, Bremssattel</b>							
1.6	55	01/99→09/00	←			11.0101-5407.2	260011 ATE
1.6	62	09/00→04/05					
1.6	76	10/04→04/05					
1.7 DTI 16V	55	02/00→04/05					
1.7 TD	50	01/99→04/05					
2.0 DI	60	01/99→04/05	←	+ ABS		11.0101-5407.2	260011 ATE
			←	- ABS		11.0101-5407.2	260011 ATE
<b>Führungsbolzen, Bremssattel</b>							
1.6	55	01/99→09/00	←			11.8171-0008.1	990049 ATE
1.6	62	09/00→04/05					
1.6	76	10/04→04/05					
1.7 DTI 16V	55	02/00→04/05					
1.7 TD	50	01/99→04/05					
2.0 DI	60	01/99→04/05	←	+ ABS		11.8171-0008.1	990049 ATE
			←	- ABS		11.8171-0008.1	990049 ATE
<b>Dichtungssatz, Bremssattel</b>							
2.0 DI	60	01/99→04/05	←	+ ABS		11.0441-5704.2	250034 ATE
<b> Bremsschlauch</b>							
1.6	55	01/99→09/00	←		2	24.5241-0396.3	331380 L= 398
1.6	62	09/00→04/05	→	☐; 32000001→;		24.5157-0218.3	331095 L= 219 L2= 185 mit Rohrleitung
1.6	76	10/04→04/05	→	für Fahrzeuge mit Scheibenbremse an der Hinterachse			
1.7 DTI 16V	55	02/00→04/05	→	☐; 32000001→;		24.5157-0219.3	331096 L= 219 L2= 185 mit Rohrleitung
			→	für Fahrzeuge mit Scheibenbremse an der Hinterachse			
			→	für Fahrzeuge mit Trommelbremse an der Hinterachse	2	24.5240-0220.3	330619 L= 220
			→	→ 22999999;	2	24.5241-0200.3	330620 L= 200
			→	für Fahrzeuge mit Scheibenbremse an der Hinterachse			
1.7 TD	50	01/99→04/05	←		2	24.5241-0396.3	331380 L= 398
			→	für Fahrzeuge mit Trommelbremse an der Hinterachse	2	24.5240-0220.3	330619 L= 220
			→	für Fahrzeuge mit Scheibenbremse an der Hinterachse	2	24.5241-0200.3	330620 L= 200
2.0 DI	60	01/99→04/05	←		2	24.5241-0396.3	331380 L= 398
			→	☐; 32000001→		24.5157-0218.3	331095 L= 219 L2= 185 mit Rohrleitung
			→	☐; 32000001→		24.5157-0219.3	331096 L= 219 L2= 185 mit Rohrleitung
			→	→ 22999999	2	24.5241-0200.3	330620 L= 200
<b>OPEL - ASTRA G Stufenheck (F69_) 09/98→12/09</b>							
<b> Bremssattel</b>							
1.2 16V	48	09/98→09/00	←	☐; 22000001→		24.3521-7001.5	240481 ATE Ø 52 - Halter
			←	☐; 22000001→		24.3521-7002.5	240482 ATE Ø 52 - Halter
1.2 16V	55	09/00→01/05	←	☐; 22000001→		24.3521-7001.5	240481 ATE Ø 52 - Halter
			←	☐; 22000001→		24.3521-7002.5	240482 ATE Ø 52 - Halter
			→	☐; 07/01→ 07/03		24.3344-1713.7	220559 TRW Ø 34 - Halter
			→	☐; 07/01→ 07/03		24.3344-1714.7	220560 TRW Ø 34 - Halter
			→	☐; 08/03→		24.3347-1711.5	240699 TRW Ø 34 - Halter
			→	☐; 08/03→		24.3347-1712.5	240700 TRW Ø 34 - Halter
1.4	66	09/07→12/09	←	☐		24.3521-7001.5	240481 ATE Ø 52 - Halter
			←	☐		24.3521-7002.5	240482 ATE Ø 52 - Halter
			→	☐		24.3347-1711.5	240699 TRW Ø 34 - Halter
↓							








	kw			 	! #		
<b>OPEL - ASTRA G Stufenheck (F69_) 09/98→12/09</b>							
 <b>Bremssattel</b>							
1.4	66	09/07→12/09	➔	☐		24.3347-1712.5 240700	TRW Ø 34 - Halter
1.4 16V	66	09/98→01/05	➔	☐		24.3521-7001.5 240481	ATE Ø 52 - Halter
1.6 16V	74	09/98→01/05	➔	☐		24.3521-7002.5 240482	ATE Ø 52 - Halter
1.7 DTI 16V	55	02/00→01/05	➔	☐		24.3344-1713.7 220559	TRW Ø 34 - Halter
			➔	☐; 07/01→ 07/03		24.3344-1714.7 220560	TRW Ø 34 - Halter
			➔	☐; 08/03→		24.3347-1711.5 240699	TRW Ø 34 - Halter
			➔	☐; 08/03→		24.3347-1712.5 240700	TRW Ø 34 - Halter
1.6	55	09/98→09/00	➔	☐		24.3521-7001.5 240481	ATE Ø 52 - Halter
1.7 TD	50	09/98→08/00	➔	☐		24.3521-7002.5 240482	ATE Ø 52 - Halter
1.6	62	09/00→01/05	➔	☐		24.3521-7001.5 240481	ATE Ø 52 - Halter
			➔	☐		24.3521-7002.5 240482	ATE Ø 52 - Halter
			➔	☐; 07/01→ 07/03		24.3344-1713.7 220559	TRW Ø 34 - Halter
			➔	☐; 07/01→ 07/03		24.3344-1714.7 220560	TRW Ø 34 - Halter
			➔	☐; 08/03→; für Fahrzeuge ohne Sportfahrwerk		24.3347-1711.5 240699	TRW Ø 34 - Halter
			➔	☐; 08/03→; für Fahrzeuge ohne Sportfahrwerk		24.3347-1712.5 240700	TRW Ø 34 - Halter
			➔	☐; 08/03→; für Fahrzeuge mit Sportfahrwerk		24.3367-1707.7 220669	TRW Ø 36 - Halter
			➔	☐; 08/03→; für Fahrzeuge mit Sportfahrwerk		24.3367-1708.7 220670	TRW Ø 36 - Halter
1.6	76	12/02→12/09	➔	☐		24.3521-7001.5 240481	ATE Ø 52 - Halter
			➔	☐		24.3521-7002.5 240482	ATE Ø 52 - Halter
			➔	☐; → 07/03		24.3344-1713.7 220559	TRW Ø 34 - Halter
			➔	☐; → 07/03		24.3344-1714.7 220560	TRW Ø 34 - Halter
			➔	☐; 08/03→; für Fahrzeuge ohne Sportfahrwerk		24.3347-1711.5 240699	TRW Ø 34 - Halter
			➔	☐; 08/03→; für Fahrzeuge ohne Sportfahrwerk		24.3347-1712.5 240700	TRW Ø 34 - Halter
			➔	☐; 08/03→; für Fahrzeuge mit Sportfahrwerk		24.3367-1707.7 220669	TRW Ø 36 - Halter
			➔	☐; 08/03→; für Fahrzeuge mit Sportfahrwerk		24.3367-1708.7 220670	TRW Ø 36 - Halter
1.6 LPG	74	06/02→01/05	➔	☐; → 07/03		24.3344-1713.7 220559	TRW Ø 34 - Halter
			➔	☐; → 07/03		24.3344-1714.7 220560	TRW Ø 34 - Halter
			➔	☐; für Fahrzeuge ohne Sportfahrwerk		24.3347-1711.5 240699	TRW Ø 34 - Halter
			➔	☐; für Fahrzeuge ohne Sportfahrwerk		24.3347-1712.5 240700	TRW Ø 34 - Halter
			➔	☐; 08/03→; für Fahrzeuge mit Sportfahrwerk		24.3367-1707.7 220669	TRW Ø 36 - Halter
			➔	☐; 08/03→; für Fahrzeuge mit Sportfahrwerk		24.3367-1708.7 220670	TRW Ø 36 - Halter
1.7 CDTI	59	04/03→12/09	➔	☐		24.3521-7001.5 240481	ATE Ø 52 - Halter
			➔	☐		24.3521-7002.5 240482	ATE Ø 52 - Halter
			➔	☐; → 07/03		24.3344-1713.7 220559	TRW Ø 34 - Halter
			➔	☐; → 07/03		24.3344-1714.7 220560	TRW Ø 34 - Halter
			➔	☐; 08/03→		24.3347-1711.5 240699	TRW Ø 34 - Halter
			➔	☐; 08/03→		24.3347-1712.5 240700	TRW Ø 34 - Halter
1.8 16V	85	09/98→09/00	➔	☐; + ABS		11.9571-9824.2 220472	ATE Ø 57 - Halter
			➔	☐; - ABS		24.3571-9824.5 240500	ATE Ø 57 - Halter
			➔	☐; - ABS		24.3521-7001.5 240481	ATE Ø 52 - Halter
			➔	☐; + ABS		24.3521-7002.5 240482	ATE Ø 52 - Halter
			➔	☐; + ABS		24.3571-9823.5 240499	ATE Ø 57 - Halter
1.8 16V 2.0 DI	92 60	06/00→01/05 09/98→01/05	➔	☐; + ABS		11.9571-9824.2 220472	ATE Ø 57 - Halter
			➔	☐; - ABS		24.3571-9824.5 240500	ATE Ø 57 - Halter
			➔	☐; - ABS		24.3521-7001.5 240481	ATE Ø 52 - Halter
			➔	☐; + ABS		24.3521-7002.5 240482	ATE Ø 52 - Halter
			➔	☐; + ABS		24.3571-9823.5 240499	ATE Ø 57 - Halter
			➔	☐; 07/01→ 07/03		24.3344-1713.7 220559	TRW Ø 34 - Halter
↓							

	kW			 	! #		
<b>OPEL - ASTRA G Stufenheck (F69_) 09/98→12/09</b>							
<b> Bremssattel</b>							
1.8 16V 2.0 DI	92 60	06/00→01/05 09/98→01/05	➔	☐; 07/01→ 07/03		24.3344-1714.7 220560	TRW Ø 34 - Halter
			➔	☐; 08/03→		24.3347-1711.5 240699	TRW Ø 34 - Halter
			➔	☐; 08/03→		24.3347-1712.5 240700	TRW Ø 34 - Halter
2.0 16V	100	09/98→01/05	➔	☐		11.9571-9824.2 220472	ATE Ø 57 - Halter
			➔	☐		24.3571-9824.5 240500	ATE Ø 57 - Halter
			➔	☐		24.3571-9823.5 240499	ATE Ø 57 - Halter
2.0 DTI 16V 2.2 16V	74 108	08/99→01/05 03/01→01/05	➔	☐		11.9571-9824.2 220472	ATE Ø 57 - Halter
			➔	☐		24.3571-9824.5 240500	ATE Ø 57 - Halter
			➔	☐		24.3571-9823.5 240499	ATE Ø 57 - Halter
			➔	☐; 07/01→		24.3367-1713.7 220779	TRW Ø 36 - Halter
			➔	☐; 07/01→		24.3367-1714.7 220780	TRW Ø 36 - Halter
2.2 DTI 2.2 DTI	86 92	09/02→01/05 09/02→01/05	➔	☐		11.9571-9824.2 220472	ATE Ø 57 - Halter
			➔	☐		24.3571-9824.5 240500	ATE Ø 57 - Halter
			➔	☐		24.3571-9823.5 240499	ATE Ø 57 - Halter
			➔	☐		24.3367-1713.7 220779	TRW Ø 36 - Halter
			➔	☐		24.3367-1714.7 220780	TRW Ø 36 - Halter
<b>Feder, Bremssattel</b>							
1.2 16V 1.2 16V	48 55	09/98→09/00 09/00→01/05		22000001→	2	11.8116-0292.1 390521	ATE
1.4 1.4 16V 1.6 1.6 1.6 1.6 16V 1.7 CDTI 1.7 DTI 16V 1.7 TD	66 66 55 62 76 74 59 55 50	09/07→12/09 09/98→01/05 09/98→09/00 09/00→01/05 12/02→12/09 09/98→01/05 04/03→12/09 02/00→01/05 09/98→08/00			2	11.8116-0292.1 390521	ATE
1.8 16V 1.8 16V 2.0 DI	85 92 60	09/98→09/00 06/00→01/05 09/98→01/05		- ABS	2	11.8116-0292.1 390521	ATE
			➔	+ ABS	2	11.8116-0292.1 390521	ATE
2.0 16V 2.0 DTI 16V 2.2 16V 2.2 DTI 2.2 DTI	100 74 108 86 92	09/98→01/05 08/99→01/05 03/01→01/05 09/02→01/05 09/02→01/05	➔		2	11.8116-0292.1 390521	ATE
<b>Führungshülzensatz, Bremssattel</b>							
1.2 16V 1.2 16V	48 55	09/98→09/00 09/00→01/05	➔	22000001→		11.0101-5407.2 260011	ATE
			➔	→ 18999999; für Fahrzeuge mit Trommelbremse an der Hinterachse		11.0101-5407.2 260011	ATE
1.4 1.4 16V 1.6 1.6 1.6 1.6 16V 1.7 CDTI 1.7 DTI 16V 1.7 TD 2.0 16V 2.0 DTI 16V 2.2 16V 2.2 DTI 2.2 DTI	66 66 55 62 76 74 59 55 50 100 74 108 86 92	09/07→12/09 09/98→01/05 09/98→09/00 09/00→01/05 12/02→12/09 09/98→01/05 04/03→12/09 02/00→01/05 09/98→08/00 09/98→01/05 08/99→01/05 03/01→01/05 09/02→01/05 09/02→01/05	➔			11.0101-5407.2 260011	ATE
1.8 16V 1.8 16V 2.0 DI	85 92 60	09/98→09/00 06/00→01/05 09/98→01/05	➔	+ ABS		11.0101-5407.2 260011	ATE
			➔	- ABS		11.0101-5407.2 260011	ATE
<b>Führungsbolzen, Bremssattel</b>							
1.2 16V 1.2 16V	48 55	09/98→09/00 09/00→01/05	➔	22000001→		11.8171-0008.1 990049	ATE
			➔	→ 18999999; für Fahrzeuge mit Trommelbremse an der Hinterachse		11.8171-0008.1 990049	ATE
1.4 1.4 16V 1.6 1.6 1.6 16V ↓	66 66 55 62 76 74	09/07→12/09 09/98→01/05 09/98→09/00 09/00→01/05 12/02→12/09 09/98→01/05	➔			11.8171-0008.1 990049	ATE

	kW			 	! #		
<b>OPEL - ASTRA G Stufenheck (F69_) 09/98→12/09</b>							
<b>Führungsbolzen, Bremsattel</b>							
1.7 CDTI	59	04/03→12/09	←			11.8171-0008.1	990049 ATE
1.7 DTI 16V	55	02/00→01/05					
1.7 TD	50	09/98→08/00					
2.0 16V	100	09/98→01/05					
2.0 DTI 16V	74	08/99→01/05					
2.2 16V	108	03/01→01/05					
2.2 DTI	86	09/02→01/05					
2.2 DTI	92	09/02→01/05					
1.8 16V	85	09/98→09/00	←	+ ABS		11.8171-0008.1	990049 ATE
1.8 16V	92	06/00→01/05					
2.0 DI	60	09/98→01/05	←	- ABS		11.8171-0008.1	990049 ATE
<b>Dichtungssatz, Bremsattel</b>							
1.8 16V	85	09/98→09/00	←	+ ABS		11.0441-5704.2	250034 ATE
1.8 16V	92	06/00→01/05					
2.0 DI	60	09/98→01/05					
2.0 16V	100	09/98→01/05	←			11.0441-5704.2	250034 ATE
2.0 DTI 16V	74	08/99→01/05					
2.2 16V	108	03/01→01/05					
2.2 DTI	86	09/02→01/05					
2.2 DTI	92	09/02→01/05					
<b>Bremsschlauch</b>							
1.2 16V	48	09/98→09/00	←		2	24.5241-0396.3	331380 L= 398
1.2 16V	55	09/00→01/05					
1.4 16V	66	09/98→01/05	→	☐; 32000001→; für Fahrzeuge mit Scheibenbremse an der Hinterachse		24.5157-0218.3	331095 L= 219 L2= 185 mit Rohrleitung
1.6	55	09/98→09/00	→				
1.6	62	09/00→01/05	→				
1.6	76	12/02→12/09	→	☐; 32000001→; für Fahrzeuge mit Scheibenbremse an der Hinterachse		24.5157-0219.3	331096 L= 219 L2= 185 mit Rohrleitung
1.6 16V	74	09/98→01/05	→				
1.7 DTI 16V	55	02/00→01/05	→				
			→	für Fahrzeuge mit Trommelbremse an der Hinterachse	2	24.5240-0220.3	330619 L= 220
			→	→ 22999999; für Fahrzeuge mit Scheibenbremse an der Hinterachse	2	24.5241-0200.3	330620 L= 200
1.4	66	09/07→12/09	←		2	24.5241-0396.3	331380 L= 398
			→	☐; für Fahrzeuge mit Scheibenbremse an der Hinterachse		24.5157-0218.3	331095 L= 219 L2= 185 mit Rohrleitung
			→	☐; für Fahrzeuge mit Scheibenbremse an der Hinterachse		24.5157-0219.3	331096 L= 219 L2= 185 mit Rohrleitung
			→	für Fahrzeuge mit Trommelbremse an der Hinterachse	2	24.5240-0220.3	330619 L= 220
1.7 CDTI	59	04/03→12/09	←		2	24.5241-0396.3	331380 L= 398
1.8 16V	85	09/98→09/00	→	☐; 32000001→		24.5157-0218.3	331095 L= 219 L2= 185 mit Rohrleitung
1.8 16V	92	06/00→01/05	→				
2.0 16V	100	09/98→01/05	→	☐; 32000001→		24.5157-0219.3	331096 L= 219 L2= 185 mit Rohrleitung
2.0 DI	60	09/98→01/05	→				
2.0 DTI 16V	74	08/99→01/05	→	→ 22999999	2	24.5241-0200.3	330620 L= 200
2.2 16V	108	03/01→01/05					
2.2 DTI	86	09/02→01/05					
2.2 DTI	92	09/02→01/05					
1.7 TD	50	09/98→08/00	←		2	24.5241-0396.3	331380 L= 398
			→	für Fahrzeuge mit Trommelbremse an der Hinterachse	2	24.5240-0220.3	330619 L= 220
			→	für Fahrzeuge mit Scheibenbremse an der Hinterachse	2	24.5241-0200.3	330620 L= 200
<b>OPEL - ASTRA H (L48) 01/04→05/14</b>							
<b>Bremssattel</b>							
1.2	59	08/05→10/10	←	☐		11.9571-9824.2	220472 ATE Ø 57 - Halter
1.3 CDTI	66	08/05→10/10				24.3571-9824.5	240500 ATE Ø 57 - Halter
1.4	55	04/04→10/04					
1.4	66	03/04→10/10	←	☐		24.3571-9823.5	240499 ATE Ø 57 - Halter
1.4 LPG	66	08/09→10/10	→	☐; Felge Lochzahl: 4		24.3367-1707.7	220669 TRW Ø 36 - Halter
1.6	77	03/04→10/10	→				
1.6 Turbo	132	02/07→10/10	→	☐; Felge Lochzahl: 4		24.3367-1708.7	220670 TRW Ø 36 - Halter
1.7 CDTI	59	03/04→10/10	→	☐; Felge Lochzahl: 5		24.3387-1701.5	240826 TRW Ø 38 - Halter
1.7 CDTI	74	03/04→10/10	→				
1.8	92	01/04→10/10	→	☐; Felge Lochzahl: 5		24.3387-1702.5	240827 TRW Ø 38 - Halter
1.8	103	01/06→10/10					
1.9 CDTI	74	09/05→10/10					
1.9 CDTI	110	09/04→10/10					
2.0 Turbo	125	03/04→10/10					
2.0 Turbo	147	09/04→10/10					
1.6	85	12/06→05/14	←	☐; 01/07→ 11/10		11.9571-9824.2	220472 ATE Ø 57 - Halter



	kw			 	! #			
<b>OPEL - ASTRA H (L48) 01/04 → 05/14</b>								
<b>Bremssattel</b>								
1.6	85	12/06 → 05/14	←	☐; 01/07 → 11/10		24.3571-9824.5	240500	ATE Ø 57 - Halter
			←	☐; 01/07 → 11/10		24.3571-9823.5	240499	ATE Ø 57 - Halter
			→	☐; 01/07 → 11/10; Felge Lochzahl: 4		24.3367-1707.7	220669	TRW Ø 36 - Halter
			→	☐; 01/07 → 11/10; Felge Lochzahl: 4		24.3367-1708.7	220670	TRW Ø 36 - Halter
			→	☐; 01/07 → 11/10; Felge Lochzahl: 5		24.3387-1701.5	240826	TRW Ø 38 - Halter
			→	☐; 01/07 → 11/10; Felge Lochzahl: 5		24.3387-1702.5	240827	TRW Ø 38 - Halter
1.7 CDTI 1.7 CDTI	81 92	02/07 → 05/14 02/07 → 05/14	←	☐; 04/07 → 11/10		11.9571-9824.2	220472	ATE Ø 57 - Halter
			←	☐; 04/07 → 11/10		24.3571-9824.5	240500	ATE Ø 57 - Halter
			→	☐; 04/07 → 11/10; Felge Lochzahl: 4		24.3367-1707.7	220669	TRW Ø 36 - Halter
			→	☐; 04/07 → 11/10; Felge Lochzahl: 4		24.3367-1708.7	220670	TRW Ø 36 - Halter
			→	☐; 04/07 → 11/10; Felge Lochzahl: 5		24.3387-1701.5	240826	TRW Ø 38 - Halter
			→	☐; 04/07 → 11/10; Felge Lochzahl: 5		24.3387-1702.5	240827	TRW Ø 38 - Halter
1.9 CDTI 1.9 CDTI 16V	88 88	06/04 → 10/10 04/04 → 10/10	←	☐; 09/04 →		11.9571-9824.2	220472	ATE Ø 57 - Halter
			←	☐; 09/04 →		24.3571-9823.5	240499	ATE Ø 57 - Halter
			→	☐; 09/04 →; Felge Lochzahl: 4		24.3367-1707.7	220669	TRW Ø 36 - Halter
			→	☐; 09/04 →; Felge Lochzahl: 4		24.3367-1708.7	220670	TRW Ø 36 - Halter
			→	☐; 09/04 →; Felge Lochzahl: 5		24.3387-1701.5	240826	TRW Ø 38 - Halter
			→	☐; 09/04 →; Felge Lochzahl: 5		24.3387-1702.5	240827	TRW Ø 38 - Halter
2.0 Turbo	177	03/05 → 10/10	←	☐		11.9571-9779.2	220657	ATE Ø 57 - Halter
			←	☐		11.9571-9780.2	220658	ATE Ø 57 - Halter
<b>Halter, Bremssattel</b>								
1.6 Turbo 1.9 CDTI 1.9 CDTI 2.0 Turbo 2.0 Turbo	132 74 110 125 147	02/07 → 10/10 09/05 → 10/10 09/04 → 10/10 03/04 → 10/10 09/04 → 10/10	←			11.8170-0758.1	260120	ATE
1.7 CDTI	92	02/07 → 05/14	←	04/07 → 11/10		11.8170-0758.1	260120	ATE
1.9 CDTI 1.9 CDTI 16V	88 88	06/04 → 10/10 04/04 → 10/10	←	09/04 →		11.8170-0758.1	260120	ATE
<b>Feder, Bremssattel</b>								
1.2 1.3 CDTI 1.4 1.4 1.4 LPG 1.6 1.6 Turbo 1.7 CDTI 1.7 CDTI 1.8 1.8 1.9 CDTI 1.9 CDTI 2.0 Turbo 2.0 Turbo	59 66 55 66 66 77 132 59 74 92 103 74 110 125 147	08/05 → 10/10 08/05 → 10/10 04/04 → 10/04 03/04 → 10/10 08/09 → 10/10 03/04 → 10/10 02/07 → 10/10 03/04 → 10/10 03/04 → 10/10 01/04 → 10/10 01/06 → 10/10 09/05 → 10/10 09/04 → 10/10 03/04 → 10/10 09/04 → 10/10	←		2	11.8116-0292.1	390521	ATE
1.6	85	12/06 → 05/14	←	01/07 → 11/10	2	11.8116-0292.1	390521	ATE
1.7 CDTI 1.7 CDTI	81 92	02/07 → 05/14 02/07 → 05/14	←	04/07 → 11/10	2	11.8116-0292.1	390521	ATE
1.9 CDTI 1.9 CDTI 16V	88 88	06/04 → 10/10 04/04 → 10/10	←	09/04 →	2	11.8116-0292.1	390521	ATE
2.0 Turbo	177	03/05 → 10/10			2	11.8116-0356.1	390586	ATE
<b>Führungshülzensatz, Bremssattel</b>								
1.2 1.3 CDTI 1.4 1.4 1.4 LPG 1.6 1.6 Turbo 1.7 CDTI 1.7 CDTI 1.8 1.8 1.9 CDTI	59 66 55 66 66 77 132 59 74 92 103 74	08/05 → 10/10 08/05 → 10/10 04/04 → 10/04 03/04 → 10/10 08/09 → 10/10 03/04 → 10/10 02/07 → 10/10 03/04 → 10/10 03/04 → 10/10 01/04 → 10/10 01/06 → 10/10 09/05 → 10/10	←			11.0101-5407.2	260011	ATE

	kW			 	! #		
<b>OPEL - ASTRA H (L48) 01/04→05/14</b>							
<b>Führungshülzensatz, Bremsattel</b>							
1.9 CDTI	110	09/04→10/10	←			11.0101-5407.2	260011 ATE
2.0 Turbo	125	03/04→10/10					
2.0 Turbo	147	09/04→10/10					
2.0 Turbo	177	03/05→10/10					
1.6	85	12/06→05/14	←	01/07→ 11/10		11.0101-5407.2	260011 ATE
1.7 CDTI	81	02/07→05/14	←	04/07→ 11/10		11.0101-5407.2	260011 ATE
1.7 CDTI	92	02/07→05/14					
1.9 CDTI	88	06/04→10/10	←	09/04→		11.0101-5407.2	260011 ATE
1.9 CDTI 16V	88	04/04→10/10					
<b>Führungsbolzen, Bremsattel</b>							
1.2	59	08/05→10/10				11.8171-0008.1	990049 ATE
1.3 CDTI	66	08/05→10/10					
1.4	55	04/04→10/04					
1.4	66	03/04→10/10					
1.4 LPG	66	08/09→10/10					
1.6	77	03/04→10/10					
1.6 Turbo	132	02/07→10/10					
1.7 CDTI	59	03/04→10/10					
1.7 CDTI	74	03/04→10/10					
1.8	92	01/04→10/10					
1.8	103	01/06→10/10					
1.9 CDTI	74	09/05→10/10					
1.9 CDTI	110	09/04→10/10					
2.0 Turbo	125	03/04→10/10					
2.0 Turbo	147	09/04→10/10					
2.0 Turbo	177	03/05→10/10					
1.6	85	12/06→05/14		01/07→ 11/10		11.8171-0008.1	990049 ATE
1.7 CDTI	81	02/07→05/14		04/07→ 11/10		11.8171-0008.1	990049 ATE
1.7 CDTI	92	02/07→05/14					
1.9 CDTI	88	06/04→10/10		09/04→		11.8171-0008.1	990049 ATE
1.9 CDTI 16V	88	04/04→10/10					
<b>Dichtungssatz, Bremsattel</b>							
1.2	59	08/05→10/10	←			11.0441-5704.2	250034 ATE
1.3 CDTI	66	08/05→10/10					
1.4	55	04/04→10/04					
1.4	66	03/04→10/10					
1.4 LPG	66	08/09→10/10					
1.6	77	03/04→10/10					
1.6 Turbo	132	02/07→10/10					
1.7 CDTI	59	03/04→10/10					
1.7 CDTI	74	03/04→10/10					
1.8	92	01/04→10/10					
1.8	103	01/06→10/10					
1.9 CDTI	74	09/05→10/10					
1.9 CDTI	110	09/04→10/10					
2.0 Turbo	125	03/04→10/10					
2.0 Turbo	147	09/04→10/10					
1.6	85	12/06→05/14	←	01/07→ 11/10		11.0441-5704.2	250034 ATE
1.7 CDTI	81	02/07→05/14	←	04/07→ 11/10		11.0441-5704.2	250034 ATE
1.7 CDTI	92	02/07→05/14					
1.9 CDTI	88	06/04→10/10	←	09/04→		11.0441-5704.2	250034 ATE
1.9 CDTI 16V	88	04/04→10/10					
<b>Bremsschlauch</b>							
1.2	59	08/05→10/10	←		2	24.5241-0429.3	331381 L= 429
1.3 CDTI	66	08/05→10/10					
1.4	55	04/04→10/04	→	☐; für Fahrzeuge mit Trommelbremse an der Hinterachse		24.5152-0218.3	331042 L= 230 mit Rohrleitung
1.4	66	03/04→10/10					
1.4 LPG	66	08/09→10/10					
1.6	77	03/04→10/10	→	☐; für Fahrzeuge mit Trommelbremse an der Hinterachse		24.5152-0219.3	331043 L= 230 mit Rohrleitung
1.7 CDTI	59	03/04→10/10					
1.7 CDTI	74	03/04→10/10					
1.8	92	01/04→10/10	→	☐; für Fahrzeuge mit Scheibenbremse an der Hinterachse		24.5157-0218.3	331095 L= 219 L2= 185 mit Rohrleitung
1.8	103	01/06→10/10					
1.9 CDTI	74	09/05→10/10					
1.9 CDTI	110	09/04→10/10					
2.0 Turbo	125	03/04→10/10	→	☐; für Fahrzeuge mit Scheibenbremse an der Hinterachse		24.5157-0219.3	331096 L= 219 L2= 185 mit Rohrleitung
2.0 Turbo	147	09/04→10/10					
1.6	85	12/06→05/14	←	01/07→ 11/10	2	24.5241-0429.3	331381 L= 429
			→	☐; 01/07→ 11/10; für Fahrzeuge mit Trommelbremse an der Hinterachse		24.5152-0218.3	331042 L= 230 mit Rohrleitung
			→	☐; 01/07→ 11/10; für Fahrzeuge mit Trommelbremse an der Hinterachse		24.5152-0219.3	331043 L= 230 mit Rohrleitung
↓							



**OPEL - ASTRA H (L48) 01/04 → 05/14**








**Bremsschlauch**








1.6	85	12/06 → 05/14	➔	☐; 01/07 → 11/10; für Fahrzeuge mit Scheibenbremse an der Hinterachse	24.5157-0218.3	331095	L= 219 L2= 185 mit Rohrleitung
			➔	☐; 01/07 → 11/10; für Fahrzeuge mit Scheibenbremse an der Hinterachse	24.5157-0219.3	331096	L= 219 L2= 185 mit Rohrleitung
1.6 Turbo	132	02/07 → 10/10	←		24.5241-0429.3	331381	L= 429
			➔	☐; für Fahrzeuge mit Scheibenbremse an der Hinterachse	24.5157-0218.3	331095	L= 219 L2= 185 mit Rohrleitung
			➔	☐; für Fahrzeuge mit Scheibenbremse an der Hinterachse	24.5157-0219.3	331096	L= 219 L2= 185 mit Rohrleitung
1.7 CDTI 1.7 CDTI	81 92	02/07 → 05/14 02/07 → 05/14	←	04/07 → 11/10	24.5241-0429.3	331381	L= 429
			➔	☐; 04/07 → 11/10; für Fahrzeuge mit Scheibenbremse an der Hinterachse	24.5157-0218.3	331095	L= 219 L2= 185 mit Rohrleitung
			➔	☐; 04/07 → 11/10; für Fahrzeuge mit Scheibenbremse an der Hinterachse	24.5157-0219.3	331096	L= 219 L2= 185 mit Rohrleitung
1.9 CDTI 1.9 CDTI 16V	88 88	06/04 → 10/10 04/04 → 10/10	←	09/04 →	24.5241-0429.3	331381	L= 429
			➔	☐; 09/04 →; für Fahrzeuge mit Trommelbremse an der Hinterachse	24.5152-0218.3	331042	L= 230 mit Rohrleitung
			➔	☐; 09/04 →; für Fahrzeuge mit Trommelbremse an der Hinterachse	24.5152-0219.3	331043	L= 230 mit Rohrleitung
			➔	☐; 09/04 →; für Fahrzeuge mit Scheibenbremse an der Hinterachse	24.5157-0218.3	331095	L= 219 L2= 185 mit Rohrleitung
			➔	☐; 09/04 →; für Fahrzeuge mit Scheibenbremse an der Hinterachse	24.5157-0219.3	331096	L= 219 L2= 185 mit Rohrleitung
2.0 Turbo	177	03/05 → 10/10	➔	☐; für Fahrzeuge mit Trommelbremse an der Hinterachse	24.5152-0218.3	331042	L= 230 mit Rohrleitung
			➔	☐; für Fahrzeuge mit Trommelbremse an der Hinterachse	24.5152-0219.3	331043	L= 230 mit Rohrleitung
			➔	☐; für Fahrzeuge mit Scheibenbremse an der Hinterachse	24.5157-0218.3	331095	L= 219 L2= 185 mit Rohrleitung
			➔	☐; für Fahrzeuge mit Scheibenbremse an der Hinterachse	24.5157-0219.3	331096	L= 219 L2= 185 mit Rohrleitung








**OPEL - ASTRA H Caravan (L35) 08/04 → 05/14**

**Bremssattel**








1.3 CDTI	66	08/05 → 10/10	←	☐	11.9571-9824.2	220472	ATE Ø 57 - Halter
1.4	55	08/04 → 10/10			24.3571-9824.5	240500	ATE Ø 57 - Halter
1.4	66	08/04 → 10/10	←	☐	24.3571-9823.5	240499	ATE Ø 57 - Halter
1.4 LPG	66	08/09 → 10/10	←	☐	24.3571-9823.5	240499	ATE Ø 57 - Halter
1.6	77	08/04 → 10/10	➔	☐; Felge Lochzahl: 4	24.3367-1707.7	220669	TRW Ø 36 - Halter
1.6 LPG	85	08/09 → 10/10	➔	☐; Felge Lochzahl: 4	24.3367-1708.7	220670	TRW Ø 36 - Halter
1.6 Turbo	132	02/07 → 10/10	➔	☐; Felge Lochzahl: 4	24.3367-1708.7	220670	TRW Ø 36 - Halter
1.7 CDTI	59	08/04 → 10/10	➔	☐; Felge Lochzahl: 5	24.3387-1701.5	240826	TRW Ø 38 - Halter
1.7 CDTI	74	08/04 → 10/10	➔	☐; Felge Lochzahl: 5	24.3387-1701.5	240826	TRW Ø 38 - Halter
1.8	103	08/05 → 10/10	➔	☐; Felge Lochzahl: 5	24.3387-1702.5	240827	TRW Ø 38 - Halter
1.9 CDTI	74	09/05 → 10/10					
1.9 CDTI	88	09/05 → 10/10					
1.9 CDTI	110	09/04 → 10/10					
1.9 CDTI 16V	88	08/04 → 10/10					
2.0 Turbo	125	08/04 → 10/10					
2.0 Turbo	147	09/04 → 10/10					
1.6	85	12/06 → 05/14	←	☐; 01/07 → 11/10	11.9571-9824.2	220472	ATE Ø 57 - Halter
					24.3571-9824.5	240500	ATE Ø 57 - Halter
			←	☐; 01/07 → 11/10	24.3571-9823.5	240499	ATE Ø 57 - Halter
			➔	☐; 01/07 → 11/10; Felge Lochzahl: 4	24.3367-1707.7	220669	TRW Ø 36 - Halter
			➔	☐; 01/07 → 11/10; Felge Lochzahl: 4	24.3367-1708.7	220670	TRW Ø 36 - Halter
			➔	☐; 01/07 → 11/10; Felge Lochzahl: 5	24.3387-1701.5	240826	TRW Ø 38 - Halter
1.7 CDTI 1.7 CDTI	81 92	02/07 → 05/14 02/07 → 05/14	←	☐; 04/07 → 11/10	11.9571-9824.2	220472	ATE Ø 57 - Halter

	kw			 	! #			
<b>OPEL - ASTRA H Caravan (L35) 08/04→05/14</b>								
<b>Bremssattel</b>								
1.7 CDTI	81	02/07→05/14	←	☐; 04/07→ 11/10		24.3571-9824.5	240500	ATE Ø 57 - Halter
1.7 CDTI	92	02/07→05/14	←	☐; 04/07→ 11/10		24.3571-9823.5	240499	ATE Ø 57 - Halter
			→	☐; 04/07→ 11/10; Felge Lochzahl: 4		24.3367-1707.7	220669	TRW Ø 36 - Halter
			→	☐; 04/07→ 11/10; Felge Lochzahl: 4		24.3367-1708.7	220670	TRW Ø 36 - Halter
			→	☐; 04/07→ 11/10; Felge Lochzahl: 5		24.3387-1701.5	240826	TRW Ø 38 - Halter
			→	☐; 04/07→ 11/10; Felge Lochzahl: 5		24.3387-1702.5	240827	TRW Ø 38 - Halter
1.8	92	08/04→10/10	←	☐; 09/04→		11.9571-9824.2	220472	ATE Ø 57 - Halter
			←	☐; 09/04→		24.3571-9824.5	240500	ATE Ø 57 - Halter
			→	☐; 09/04→; Felge Lochzahl: 4		24.3367-1707.7	220669	TRW Ø 36 - Halter
			→	☐; 09/04→; Felge Lochzahl: 4		24.3367-1708.7	220670	TRW Ø 36 - Halter
			→	☐; 09/04→; Felge Lochzahl: 5		24.3387-1701.5	240826	TRW Ø 38 - Halter
			→	☐; 09/04→; Felge Lochzahl: 5		24.3387-1702.5	240827	TRW Ø 38 - Halter
<b>Halter, Bremssattel</b>								
1.6 Turbo	132	02/07→10/10	←			11.8170-0758.1	260120	ATE
1.9 CDTI	74	09/05→10/10						
1.9 CDTI	88	09/05→10/10						
1.9 CDTI	110	09/04→10/10						
1.9 CDTI 16V	88	08/04→10/10						
2.0 Turbo	125	08/04→10/10						
2.0 Turbo	147	09/04→10/10						
1.7 CDTI	92	02/07→05/14	←	04/07→ 11/10		11.8170-0758.1	260120	ATE
<b>Feder, Bremssattel</b>								
1.3 CDTI	66	08/05→10/10	←		2	11.8116-0292.1	390521	ATE
1.4	55	08/04→10/10						
1.4	66	08/04→10/10						
1.4 LPG	66	08/09→10/10						
1.6	77	08/04→10/10						
1.6 LPG	85	08/09→10/10						
1.6 Turbo	132	02/07→10/10						
1.7 CDTI	59	08/04→10/10						
1.7 CDTI	74	08/04→10/10						
1.8	103	08/05→10/10						
1.9 CDTI	74	09/05→10/10						
1.9 CDTI	88	09/05→10/10						
1.9 CDTI	110	09/04→10/10						
1.9 CDTI 16V	88	08/04→10/10						
2.0 Turbo	125	08/04→10/10						
2.0 Turbo	147	09/04→10/10						
1.6	85	12/06→05/14	←	01/07→ 11/10	2	11.8116-0292.1	390521	ATE
1.7 CDTI	81	02/07→05/14	←	04/07→ 11/10	2	11.8116-0292.1	390521	ATE
1.7 CDTI	92	02/07→05/14	←	04/07→ 11/10	2	11.8116-0292.1	390521	ATE
1.8	92	08/04→10/10	←	09/04→	2	11.8116-0292.1	390521	ATE
<b>Führungshülzensatz, Bremssattel</b>								
1.3 CDTI	66	08/05→10/10	←			11.0101-5407.2	260011	ATE
1.4	55	08/04→10/10						
1.4	66	08/04→10/10						
1.4 LPG	66	08/09→10/10						
1.6	77	08/04→10/10						
1.6 LPG	85	08/09→10/10						
1.6 Turbo	132	02/07→10/10						
1.7 CDTI	59	08/04→10/10						
1.7 CDTI	74	08/04→10/10						
1.8	103	08/05→10/10						
1.9 CDTI	74	09/05→10/10						
1.9 CDTI	88	09/05→10/10						
1.9 CDTI	110	09/04→10/10						
1.9 CDTI 16V	88	08/04→10/10						
2.0 Turbo	125	08/04→10/10						
2.0 Turbo	147	09/04→10/10						
1.6	85	12/06→05/14	←	01/07→ 11/10		11.0101-5407.2	260011	ATE
1.7 CDTI	81	02/07→05/14	←	04/07→ 11/10		11.0101-5407.2	260011	ATE
1.7 CDTI	92	02/07→05/14	←	04/07→ 11/10		11.0101-5407.2	260011	ATE
1.8	92	08/04→10/10	←	09/04→		11.0101-5407.2	260011	ATE
<b>Führungsbolzen, Bremssattel</b>								
1.3 CDTI	66	08/05→10/10	←			11.8171-0008.1	990049	ATE
1.4	55	08/04→10/10						
1.4	66	08/04→10/10						
↓								

	kw			 	! #		
<b>OPEL - ASTRA H Caravan (L35) 08/04→05/14</b>							
<b>Führungsbolzen, Bremsattel</b>							
1.4 LPG	66	08/09→10/10	←			11.8171-0008.1	990049 ATE
1.6	77	08/04→10/10					
1.6 LPG	85	08/09→10/10					
1.6 Turbo	132	02/07→10/10					
1.7 CDTI	59	08/04→10/10					
1.7 CDTI	74	08/04→10/10					
1.8	103	08/05→10/10					
1.9 CDTI	74	09/05→10/10					
1.9 CDTI	88	09/05→10/10					
1.9 CDTI	110	09/04→10/10					
1.9 CDTI 16V	88	08/04→10/10					
2.0 Turbo	125	08/04→10/10					
2.0 Turbo	147	09/04→10/10					
1.6	85	12/06→05/14	←	01/07→ 11/10		11.8171-0008.1	990049 ATE
1.7 CDTI	81	02/07→05/14	←	04/07→ 11/10		11.8171-0008.1	990049 ATE
1.7 CDTI	92	02/07→05/14					
1.8	92	08/04→10/10	←	09/04→		11.8171-0008.1	990049 ATE
<b>Dichtungssatz, Bremsattel</b>							
1.3 CDTI	66	08/05→10/10	←			11.0441-5704.2	250034 ATE
1.4	55	08/04→10/10					
1.4	66	08/04→10/10					
1.4 LPG	66	08/09→10/10					
1.6	77	08/04→10/10					
1.6 LPG	85	08/09→10/10					
1.6 Turbo	132	02/07→10/10					
1.7 CDTI	59	08/04→10/10					
1.7 CDTI	74	08/04→10/10					
1.8	103	08/05→10/10					
1.9 CDTI	74	09/05→10/10					
1.9 CDTI	88	09/05→10/10					
1.9 CDTI	110	09/04→10/10					
1.9 CDTI 16V	88	08/04→10/10					
2.0 Turbo	125	08/04→10/10					
2.0 Turbo	147	09/04→10/10					
1.6	85	12/06→05/14	←	01/07→ 11/10		11.0441-5704.2	250034 ATE
1.7 CDTI	81	02/07→05/14	←	04/07→ 11/10		11.0441-5704.2	250034 ATE
1.7 CDTI	92	02/07→05/14					
1.8	92	08/04→10/10	←	09/04→		11.0441-5704.2	250034 ATE
<b>Bremsschlauch</b>							
1.3 CDTI	66	08/05→10/10	←		2	24.5241-0429.3	331381 L= 429
1.4	55	08/04→10/10	→	☐		24.5157-0218.3	331095 L= 219 L2= 185 mit Rohrleitung
1.4	66	08/04→10/10	→	☐			
1.4 LPG	66	08/09→10/10	→	☐		24.5157-0219.3	331096 L= 219 L2= 185 mit Rohrleitung
1.6	77	08/04→10/10					
1.6 LPG	85	08/09→10/10					
1.6 Turbo	132	02/07→10/10					
1.7 CDTI	59	08/04→10/10					
1.7 CDTI	74	08/04→10/10					
1.8	103	08/05→10/10					
1.9 CDTI	74	09/05→10/10					
1.9 CDTI	88	09/05→10/10					
1.9 CDTI	110	09/04→10/10					
1.9 CDTI 16V	88	08/04→10/10					
2.0 Turbo	125	08/04→10/10					
2.0 Turbo	147	09/04→10/10					
1.6	85	12/06→05/14	←	01/07→ 11/10	2	24.5241-0429.3	331381 L= 429
			→	☐; 01/07→ 11/10		24.5157-0218.3	331095 L= 219 L2= 185 mit Rohrleitung
			→	☐; 01/07→ 11/10		24.5157-0219.3	331096 L= 219 L2= 185 mit Rohrleitung
1.7 CDTI	81	02/07→05/14	←	04/07→ 11/10	2	24.5241-0429.3	331381 L= 429
1.7 CDTI	92	02/07→05/14	→	☐; 04/07→ 11/10		24.5157-0218.3	331095 L= 219 L2= 185 mit Rohrleitung
			→	☐; 04/07→ 11/10		24.5157-0219.3	331096 L= 219 L2= 185 mit Rohrleitung
1.8	92	08/04→10/10	←	09/04→	2	24.5241-0429.3	331381 L= 429
			→	☐; 09/04→		24.5157-0218.3	331095 L= 219 L2= 185 mit Rohrleitung
			→	☐; 09/04→		24.5157-0219.3	331096 L= 219 L2= 185 mit Rohrleitung
<b>OPEL - ASTRA H GTC (L08) 03/05→10/10</b>							
<b>Bremssattel</b>							
1.2	59	08/05→10/10	←	☐		11.9571-9824.2	220472 ATE Ø 57 - Halter
1.4	55	03/05→10/10				24.3571-9824.5	240500 ATE Ø 57 - Halter
1.4	66	03/05→10/10					
1.6	77	03/05→10/10	←	☐		24.3571-9823.5	240499 ATE Ø 57 - Halter
1.6 Turbo	132	02/07→10/10					

	kW			 	! #		
<b>OPEL - ASTRA H GTC (L08) 03/05→10/10</b>							
<b>Bremssattel</b>							
1.7 CDTi	74	03/05→10/10	➡	☐; Felge Lochzahl: 4		24.3367-1707.7 220669	TRW Ø 36 - Halter
1.7 CDTI	59	03/05→10/10	➡	☐; Felge Lochzahl: 4		24.3367-1708.7 220670	TRW Ø 36 - Halter
1.8	92	03/05→10/10	➡	☐; Felge Lochzahl: 4		24.3367-1708.7 220670	TRW Ø 36 - Halter
1.8	103	01/06→10/10	➡	☐; Felge Lochzahl: 5		24.3387-1701.5 240826	TRW Ø 38 - Halter
1.9 CDTi	110	03/05→10/10	➡	☐; Felge Lochzahl: 5		24.3387-1702.5 240827	TRW Ø 38 - Halter
1.9 CDTI	74	01/06→10/10	➡	☐; Felge Lochzahl: 5		24.3387-1702.5 240827	TRW Ø 38 - Halter
1.9 CDTI	88	09/05→10/10					
1.9 CDTi 16V	88	03/05→10/10					
2.0 Turbo	125	03/05→10/10					
2.0 Turbo	147	03/05→10/10					
1.3 CDTI	66	04/05→10/10	⬅	☐; 08/05→		11.9571-9824.2 220472	ATE Ø 57 - Halter
			⬅	☐; 08/05→		24.3571-9824.5 240500	ATE Ø 57 - Halter
			⬅	☐; 08/05→		24.3571-9823.5 240499	ATE Ø 57 - Halter
			➡	☐; 08/05→; Felge Lochzahl: 4		24.3367-1707.7 220669	TRW Ø 36 - Halter
			➡	☐; 08/05→; Felge Lochzahl: 4		24.3367-1708.7 220670	TRW Ø 36 - Halter
			➡	☐; 08/05→; Felge Lochzahl: 5		24.3387-1701.5 240826	TRW Ø 38 - Halter
			➡	☐; 08/05→; Felge Lochzahl: 5		24.3387-1702.5 240827	TRW Ø 38 - Halter
1.6	85	12/06→10/10	⬅	☐; 01/07→		11.9571-9824.2 220472	ATE Ø 57 - Halter
			⬅	☐; 01/07→		24.3571-9824.5 240500	ATE Ø 57 - Halter
			⬅	☐; 01/07→		24.3571-9823.5 240499	ATE Ø 57 - Halter
			➡	☐; 01/07→; Felge Lochzahl: 4		24.3367-1707.7 220669	TRW Ø 36 - Halter
			➡	☐; 01/07→; Felge Lochzahl: 4		24.3367-1708.7 220670	TRW Ø 36 - Halter
			➡	☐; 01/07→; Felge Lochzahl: 5		24.3387-1701.5 240826	TRW Ø 38 - Halter
			➡	☐; 01/07→; Felge Lochzahl: 5		24.3387-1702.5 240827	TRW Ø 38 - Halter
1.7 CDTI	81	02/07→10/10	⬅	☐; 04/07→		11.9571-9824.2 220472	ATE Ø 57 - Halter
1.7 CDTI	92	02/07→10/10	⬅	☐; 04/07→		24.3571-9824.5 240500	ATE Ø 57 - Halter
			⬅	☐; 04/07→		24.3571-9823.5 240499	ATE Ø 57 - Halter
			➡	☐; 04/07→; Felge Lochzahl: 4		24.3367-1707.7 220669	TRW Ø 36 - Halter
			➡	☐; 04/07→; Felge Lochzahl: 4		24.3367-1708.7 220670	TRW Ø 36 - Halter
			➡	☐; 04/07→; Felge Lochzahl: 5		24.3387-1701.5 240826	TRW Ø 38 - Halter
			➡	☐; 04/07→; Felge Lochzahl: 5		24.3387-1702.5 240827	TRW Ø 38 - Halter
2.0 Turbo	177	08/05→10/10	⬅	☐		11.9571-9779.2 220657	ATE Ø 57 - Halter
			⬅	☐		11.9571-9780.2 220658	ATE Ø 57 - Halter
<b>Halter, Bremssattel</b>							
1.6 Turbo	132	02/07→10/10	⬅			11.8170-0758.1 260120	ATE
1.9 CDTi	110	03/05→10/10					
1.9 CDTI	74	01/06→10/10					
1.9 CDTI	88	09/05→10/10					
1.9 CDTi 16V	88	03/05→10/10					
2.0 Turbo	125	03/05→10/10					
2.0 Turbo	147	03/05→10/10					
1.7 CDTI	92	02/07→10/10	⬅	04/07→		11.8170-0758.1 260120	ATE
<b>Feder, Bremssattel</b>							
1.2	59	08/05→10/10	⬅		2	11.8116-0292.1 390521	ATE
1.4	55	03/05→10/10					
1.4	66	03/05→10/10					
1.6	77	03/05→10/10					
1.6 Turbo	132	02/07→10/10					
1.7 CDTi	74	03/05→10/10					
1.7 CDTI	59	03/05→10/10					
1.8	92	03/05→10/10					
1.8	103	01/06→10/10					
1.9 CDTi	110	03/05→10/10					
1.9 CDTI	74	01/06→10/10					
1.9 CDTI	88	09/05→10/10					
1.9 CDTi 16V	88	03/05→10/10					
2.0 Turbo	125	03/05→10/10					
2.0 Turbo	147	03/05→10/10					
1.3 CDTI	66	04/05→10/10	⬅	08/05→	2	11.8116-0292.1 390521	ATE
1.6	85	12/06→10/10	⬅	01/07→	2	11.8116-0292.1 390521	ATE
1.7 CDTI	81	02/07→10/10	⬅	04/07→	2	11.8116-0292.1 390521	ATE
1.7 CDTI	92	02/07→10/10					
2.0 Turbo	177	08/05→10/10			2	11.8116-0356.1 390586	ATE
<b>Führungshülzensatz, Bremssattel</b>							
1.2	59	08/05→10/10	⬅			11.0101-5407.2 260011	ATE



	kW			 	! #		
<b>OPEL - ASTRA H GTC (L08) 03/05→10/10</b>							
<b>Führungshülzensatz, Bremsattel</b>							
1.4	55	03/05→10/10	←			11.0101-5407.2	260011 ATE
1.4	66	03/05→10/10					
1.6	77	03/05→10/10					
1.6 Turbo	132	02/07→10/10					
1.7 CDTi	74	03/05→10/10					
1.7 CDTI	59	03/05→10/10					
1.8	92	03/05→10/10					
1.8	103	01/06→10/10					
1.9 CDTi	110	03/05→10/10					
1.9 CDTI	74	01/06→10/10					
1.9 CDTI	88	09/05→10/10					
1.9 CDTi 16V	88	03/05→10/10					
2.0 Turbo	125	03/05→10/10					
2.0 Turbo	147	03/05→10/10					
2.0 Turbo	177	08/05→10/10					
1.3 CDTI	66	04/05→10/10	←	08/05→		11.0101-5407.2	260011 ATE
1.6	85	12/06→10/10	←	01/07→		11.0101-5407.2	260011 ATE
1.7 CDTI	81	02/07→10/10	←	04/07→		11.0101-5407.2	260011 ATE
1.7 CDTI	92	02/07→10/10					
<b>Führungsbolzen, Bremsattel</b>							
1.2	59	08/05→10/10				11.8171-0008.1	990049 ATE
1.4	55	03/05→10/10					
1.4	66	03/05→10/10					
1.6	77	03/05→10/10					
1.6 Turbo	132	02/07→10/10					
1.7 CDTi	74	03/05→10/10					
1.7 CDTI	59	03/05→10/10					
1.8	92	03/05→10/10					
1.8	103	01/06→10/10					
1.9 CDTi	110	03/05→10/10					
1.9 CDTI	74	01/06→10/10					
1.9 CDTI	88	09/05→10/10					
1.9 CDTi 16V	88	03/05→10/10					
2.0 Turbo	125	03/05→10/10					
2.0 Turbo	147	03/05→10/10					
2.0 Turbo	177	08/05→10/10					
1.3 CDTI	66	04/05→10/10		08/05→		11.8171-0008.1	990049 ATE
1.6	85	12/06→10/10		01/07→		11.8171-0008.1	990049 ATE
1.7 CDTI	81	02/07→10/10		04/07→		11.8171-0008.1	990049 ATE
1.7 CDTI	92	02/07→10/10					
<b>Dichtungssatz, Bremsattel</b>							
1.2	59	08/05→10/10	←			11.0441-5704.2	250034 ATE
1.4	55	03/05→10/10					
1.4	66	03/05→10/10					
1.6	77	03/05→10/10					
1.6 Turbo	132	02/07→10/10					
1.7 CDTi	74	03/05→10/10					
1.7 CDTI	59	03/05→10/10					
1.8	92	03/05→10/10					
1.8	103	01/06→10/10					
1.9 CDTi	110	03/05→10/10					
1.9 CDTI	74	01/06→10/10					
1.9 CDTI	88	09/05→10/10					
1.9 CDTi 16V	88	03/05→10/10					
2.0 Turbo	125	03/05→10/10					
2.0 Turbo	147	03/05→10/10					
1.3 CDTI	66	04/05→10/10	←	08/05→		11.0441-5704.2	250034 ATE
1.6	85	12/06→10/10	←	01/07→		11.0441-5704.2	250034 ATE
1.7 CDTI	81	02/07→10/10	←	04/07→		11.0441-5704.2	250034 ATE
1.7 CDTI	92	02/07→10/10					
<b>Bremsschlauch</b>							
1.2	59	08/05→10/10	←		2	24.5241-0429.3	331381 L= 429
1.4	55	03/05→10/10	→			24.5152-0218.3	331042 L= 230 mit Rohrleitung
1.4	66	03/05→10/10	→	☐;			
1.6	77	03/05→10/10	→	für Fahrzeuge mit Trommelbremse an der Hinterachse			
1.7 CDTi	74	03/05→10/10	→				
1.7 CDTI	59	03/05→10/10	→	☐;		24.5152-0219.3	331043 L= 230 mit Rohrleitung
1.8	92	03/05→10/10	→	für Fahrzeuge mit Trommelbremse an der Hinterachse			
1.8	103	01/06→10/10	→				
1.9 CDTi	110	03/05→10/10	→	☐;		24.5157-0218.3	331095 L= 219 L2= 185 mit Rohrleitung
1.9 CDTI	74	01/06→10/10	→	für Fahrzeuge mit Scheibenbremse an der Hinterachse			
1.9 CDTI	88	09/05→10/10	→				
1.9 CDTi 16V	88	03/05→10/10	→				
2.0 Turbo	125	03/05→10/10	→	☐;		24.5157-0219.3	331096 L= 219 L2= 185 mit Rohrleitung
2.0 Turbo	147	03/05→10/10	→	für Fahrzeuge mit Scheibenbremse an der Hinterachse			
↓							

**OPEL - ASTRA H GTC (L08) 03/05→10/10**











**Bremsschlauch**








1.3 CDTI	66	04/05→10/10	←	08/05→	2	24.5241-0429.3	331381	L= 429
			→	☐; 08/05→; für Fahrzeuge mit Trommelbremse an der Hinterachse		24.5152-0218.3	331042	L= 230 mit Rohrleitung
			→	☐; 08/05→; für Fahrzeuge mit Trommelbremse an der Hinterachse		24.5152-0219.3	331043	L= 230 mit Rohrleitung
			→	☐; 08/05→; für Fahrzeuge mit Scheibenbremse an der Hinterachse		24.5157-0218.3	331095	L= 219 L2= 185 mit Rohrleitung
			→	☐; 08/05→; für Fahrzeuge mit Scheibenbremse an der Hinterachse		24.5157-0219.3	331096	L= 219 L2= 185 mit Rohrleitung
1.6	85	12/06→10/10	←	01/07→	2	24.5241-0429.3	331381	L= 429
			→	☐; 01/07→; für Fahrzeuge mit Trommelbremse an der Hinterachse		24.5152-0218.3	331042	L= 230 mit Rohrleitung
			→	☐; 01/07→; für Fahrzeuge mit Trommelbremse an der Hinterachse		24.5152-0219.3	331043	L= 230 mit Rohrleitung
			→	☐; 01/07→; für Fahrzeuge mit Scheibenbremse an der Hinterachse		24.5157-0218.3	331095	L= 219 L2= 185 mit Rohrleitung
			→	☐; 01/07→; für Fahrzeuge mit Scheibenbremse an der Hinterachse		24.5157-0219.3	331096	L= 219 L2= 185 mit Rohrleitung
1.6 Turbo	132	02/07→10/10	←		2	24.5241-0429.3	331381	L= 429
			→	☐; für Fahrzeuge mit Scheibenbremse an der Hinterachse		24.5157-0218.3	331095	L= 219 L2= 185 mit Rohrleitung
			→	☐; für Fahrzeuge mit Scheibenbremse an der Hinterachse		24.5157-0219.3	331096	L= 219 L2= 185 mit Rohrleitung
1.7 CDTI 1.7 CDTI	81 92	02/07→10/10 02/07→10/10	←	04/07→	2	24.5241-0429.3	331381	L= 429
			→	☐; 04/07→; für Fahrzeuge mit Scheibenbremse an der Hinterachse		24.5157-0218.3	331095	L= 219 L2= 185 mit Rohrleitung
			→	☐; 04/07→; für Fahrzeuge mit Scheibenbremse an der Hinterachse		24.5157-0219.3	331096	L= 219 L2= 185 mit Rohrleitung
2.0 Turbo	177	08/05→10/10	→	☐; für Fahrzeuge mit Trommelbremse an der Hinterachse		24.5152-0218.3	331042	L= 230 mit Rohrleitung
			→	☐; für Fahrzeuge mit Trommelbremse an der Hinterachse		24.5152-0219.3	331043	L= 230 mit Rohrleitung
			→	☐; für Fahrzeuge mit Scheibenbremse an der Hinterachse		24.5157-0218.3	331095	L= 219 L2= 185 mit Rohrleitung
			→	☐; für Fahrzeuge mit Scheibenbremse an der Hinterachse		24.5157-0219.3	331096	L= 219 L2= 185 mit Rohrleitung

**OPEL - ASTRA H Kasten (L70) 02/04→12/13**








**Bremssattel**








1.3 CDTI 1.9 CDTI 1.9 CDTI 1.9 CDTI 16V	66 88 110 88	08/05→10/10 09/05→10/10 09/04→10/10 08/04→10/10	←	☐		11.9571-9824.2	220472	ATE Ø 57 - Halter
			←	☐		24.3571-9824.5	240500	ATE Ø 57 - Halter
			←	☐		24.3571-9823.5	240499	ATE Ø 57 - Halter
			→	☐; Felge Lochzahl: 4		24.3367-1707.7	220669	TRW Ø 36 - Halter
			→	☐; Felge Lochzahl: 4		24.3367-1708.7	220670	TRW Ø 36 - Halter
			→	☐; Felge Lochzahl: 5		24.3387-1701.5	240826	TRW Ø 38 - Halter
			→	☐; Felge Lochzahl: 5		24.3387-1702.5	240827	TRW Ø 38 - Halter
			→	☐; Felge Lochzahl: 5		24.3387-1701.5	240826	TRW Ø 38 - Halter
1.7 CDTI	74	03/04→10/10	←	☐; 08/04→		11.9571-9824.2	220472	ATE Ø 57 - Halter
			←	☐; 08/04→		24.3571-9824.5	240500	ATE Ø 57 - Halter
			←	☐; 08/04→		24.3571-9823.5	240499	ATE Ø 57 - Halter
			→	☐; 08/04→; Felge Lochzahl: 4		24.3367-1707.7	220669	TRW Ø 36 - Halter
			→	☐; 08/04→; Felge Lochzahl: 4		24.3367-1708.7	220670	TRW Ø 36 - Halter
			→	☐; 08/04→; Felge Lochzahl: 5		24.3387-1701.5	240826	TRW Ø 38 - Halter

	kw			 	! #		
<b>OPEL - ASTRA H Kasten (L70) 02/04→12/13</b>							
 <b>Bremssattel</b>							
1.7 CDTI	74	03/04→10/10	➡	☐; 08/04→; Felge Lochzahl: 5		24.3387-1702.5 240827	TRW Ø 38 - Halter
1.7 CDTI	81	02/07→10/10	⬅	☐; 04/07→		11.9571-9824.2 220472	ATE Ø 57 - Halter
1.7 CDTI	92	02/07→10/10				24.3571-9824.5 240500	ATE Ø 57 - Halter
			⬅	☐; 04/07→		24.3571-9823.5 240499	ATE Ø 57 - Halter
			➡	☐; 04/07→; Felge Lochzahl: 4		24.3367-1707.7 220669	TRW Ø 36 - Halter
			➡	☐; 04/07→; Felge Lochzahl: 4		24.3367-1708.7 220670	TRW Ø 36 - Halter
			➡	☐; 04/07→; Felge Lochzahl: 5		24.3387-1701.5 240826	TRW Ø 38 - Halter
			➡	☐; 04/07→; Felge Lochzahl: 5		24.3387-1702.5 240827	TRW Ø 38 - Halter
<b>Halter, Bremssattel</b>							
1.7 CDTI	92	02/07→10/10	⬅	04/07→		11.8170-0758.1 260120	ATE
1.9 CDTI	88	09/05→10/10	⬅			11.8170-0758.1 260120	ATE
1.9 CDTI	110	09/04→10/10					
1.9 CDTI 16V	88	08/04→10/10					
<b>Feder, Bremssattel</b>							
1.3 CDTI	66	08/05→10/10	⬅		2	11.8116-0292.1 390521	ATE
1.9 CDTI	88	09/05→10/10					
1.9 CDTI	110	09/04→10/10					
1.9 CDTI 16V	88	08/04→10/10					
1.7 CDTI	74	03/04→10/10	⬅	08/04→	2	11.8116-0292.1 390521	ATE
1.7 CDTI	81	02/07→10/10	⬅	04/07→	2	11.8116-0292.1 390521	ATE
1.7 CDTI	92	02/07→10/10					
<b>Führungshülzensatz, Bremssattel</b>							
1.3 CDTI	66	08/05→10/10	⬅			11.0101-5407.2 260011	ATE
1.9 CDTI	88	09/05→10/10					
1.9 CDTI	110	09/04→10/10					
1.9 CDTI 16V	88	08/04→10/10					
1.7 CDTI	74	03/04→10/10	⬅	08/04→		11.0101-5407.2 260011	ATE
1.7 CDTI	81	02/07→10/10	⬅	04/07→		11.0101-5407.2 260011	ATE
1.7 CDTI	92	02/07→10/10					
<b>Führungsbolzen, Bremssattel</b>							
1.3 CDTI	66	08/05→10/10	⬅			11.8171-0008.1 990049	ATE
1.9 CDTI	88	09/05→10/10					
1.9 CDTI	110	09/04→10/10					
1.9 CDTI 16V	88	08/04→10/10					
1.7 CDTI	74	03/04→10/10	⬅	08/04→		11.8171-0008.1 990049	ATE
1.7 CDTI	81	02/07→10/10	⬅	04/07→		11.8171-0008.1 990049	ATE
1.7 CDTI	92	02/07→10/10					
<b>Dichtungssatz, Bremssattel</b>							
1.3 CDTI	66	08/05→10/10	⬅			11.0441-5704.2 250034	ATE
1.9 CDTI	88	09/05→10/10					
1.9 CDTI	110	09/04→10/10					
1.9 CDTI 16V	88	08/04→10/10					
1.7 CDTI	74	03/04→10/10	⬅	08/04→		11.0441-5704.2 250034	ATE
1.7 CDTI	81	02/07→10/10	⬅	04/07→		11.0441-5704.2 250034	ATE
1.7 CDTI	92	02/07→10/10					
 <b>Bremsschlauch</b>							
1.3 CDTI	66	08/05→10/10	⬅		2	24.5241-0429.3 331381	L= 429
1.9 CDTI	88	09/05→10/10					
1.9 CDTI	110	09/04→10/10	➡	☐		24.5157-0218.3 331095	L= 219 L2= 185 mit Rohrleitung
1.9 CDTI 16V	88	08/04→10/10	➡	☐		24.5157-0219.3 331096	L= 219 L2= 185 mit Rohrleitung
1.7 CDTI	74	03/04→10/10	⬅	08/04→	2	24.5241-0429.3 331381	L= 429
			➡	☐; 08/04→		24.5157-0218.3 331095	L= 219 L2= 185 mit Rohrleitung
			➡	☐; 08/04→		24.5157-0219.3 331096	L= 219 L2= 185 mit Rohrleitung
1.7 CDTI	81	02/07→10/10	⬅	04/07→	2	24.5241-0429.3 331381	L= 429
1.7 CDTI	92	02/07→10/10	➡	☐; 04/07→		24.5157-0218.3 331095	L= 219 L2= 185 mit Rohrleitung
			➡	☐; 04/07→		24.5157-0219.3 331096	L= 219 L2= 185 mit Rohrleitung
<b>OPEL - ASTRA H Stufenheck (L69) 02/07→05/14</b>							
 <b>Bremssattel</b>							
1.3 CDTI	66	02/07→10/10	⬅	☐		11.9571-9824.2 220472	ATE Ø 57 - Halter
1.7 CDTI	74	02/07→10/10				24.3571-9824.5 240500	ATE Ø 57 - Halter
1.8	103	02/07→10/10					
↓							

	kw					! #			
<b>OPEL - ASTRA H Stufenheck (L69) 02/07→05/14</b>									
<b>Bremssattel</b>									
1.3 CDTi 1.7 CDTi 1.8	66 74 103	02/07→10/10 02/07→10/10 02/07→10/10	← → → → →	☐ ☐; Felge Lochzahl: 4 ☐; Felge Lochzahl: 4 ☐; Felge Lochzahl: 5 ☐; Felge Lochzahl: 5			24.3571-9823.5 24.3367-1707.7 24.3367-1708.7 24.3387-1701.5 24.3387-1702.5	240499 220669 220670 240826 240827	ATE Ø 57 - Halter TRW Ø 36 - Halter TRW Ø 36 - Halter TRW Ø 38 - Halter TRW Ø 38 - Halter
1.6	85	02/07→05/14	← ← → → → →	☐; → 11/10 ☐; → 11/10 ☐; → 11/10; Felge Lochzahl: 4 ☐; → 11/10; Felge Lochzahl: 4 ☐; → 11/10; Felge Lochzahl: 5 ☐; → 11/10; Felge Lochzahl: 5			11.9571-9824.2 24.3571-9824.5 24.3367-1707.7 24.3367-1708.7 24.3387-1701.5 24.3387-1702.5	220472 240500 220669 220670 240826 240827	ATE Ø 57 - Halter ATE Ø 57 - Halter TRW Ø 36 - Halter TRW Ø 36 - Halter TRW Ø 38 - Halter TRW Ø 38 - Halter
1.7 CDTi 1.7 CDTi	81 92	02/07→05/14 02/07→05/14	← ← → → → →	☐; 04/07→ 11/10 ☐; 04/07→ 11/10 ☐; 04/07→ 11/10; Felge Lochzahl: 4 ☐; 04/07→ 11/10; Felge Lochzahl: 4 ☐; 04/07→ 11/10; Felge Lochzahl: 5 ☐; 04/07→ 11/10; Felge Lochzahl: 5			11.9571-9824.2 24.3571-9824.5 24.3571-9823.5 24.3367-1707.7 24.3367-1708.7 24.3387-1701.5 24.3387-1702.5	220472 240500 240499 220669 220670 240826 240827	ATE Ø 57 - Halter ATE Ø 57 - Halter ATE Ø 57 - Halter TRW Ø 36 - Halter TRW Ø 36 - Halter TRW Ø 38 - Halter TRW Ø 38 - Halter
<b>Halter, Bremssattel</b>									
1.7 CDTi	92	02/07→05/14	←	04/07→ 11/10			11.8170-0758.1	260120	ATE
<b>Feder, Bremssattel</b>									
1.3 CDTi 1.7 CDTi 1.8	66 74 103	02/07→10/10 02/07→10/10 02/07→10/10	←			2	11.8116-0292.1	390521	ATE
1.6	85	02/07→05/14	←	→ 11/10		2	11.8116-0292.1	390521	ATE
1.7 CDTi 1.7 CDTi	81 92	02/07→05/14 02/07→05/14	←	04/07→ 11/10		2	11.8116-0292.1	390521	ATE
<b>Führungshülzensatz, Bremssattel</b>									
1.3 CDTi 1.7 CDTi 1.8	66 74 103	02/07→10/10 02/07→10/10 02/07→10/10	←				11.0101-5407.2	260011	ATE
1.6	85	02/07→05/14	←	→ 11/10			11.0101-5407.2	260011	ATE
1.7 CDTi 1.7 CDTi	81 92	02/07→05/14 02/07→05/14	←	04/07→ 11/10			11.0101-5407.2	260011	ATE
<b>Führungsbolzen, Bremssattel</b>									
1.3 CDTi 1.7 CDTi 1.8	66 74 103	02/07→10/10 02/07→10/10 02/07→10/10					11.8171-0008.1	990049	ATE
1.6	85	02/07→05/14		→ 11/10			11.8171-0008.1	990049	ATE
1.7 CDTi 1.7 CDTi	81 92	02/07→05/14 02/07→05/14		04/07→ 11/10			11.8171-0008.1	990049	ATE
<b>Dichtungssatz, Bremssattel</b>									
1.3 CDTi 1.7 CDTi 1.8	66 74 103	02/07→10/10 02/07→10/10 02/07→10/10	←				11.0441-5704.2	250034	ATE
1.6	85	02/07→05/14	←	→ 11/10			11.0441-5704.2	250034	ATE
1.7 CDTi 1.7 CDTi	81 92	02/07→05/14 02/07→05/14	←	04/07→ 11/10			11.0441-5704.2	250034	ATE
<b>Bremsschlauch</b>									
1.3 CDTi 1.7 CDTi 1.8	66 74 103	02/07→10/10 02/07→10/10 02/07→10/10	← → → →			2	24.5241-0429.3 24.5152-0218.3 24.5152-0219.3 24.5157-0218.3	331381 331042 331043 331095	L= 429 L= 230 mit Rohrleitung L= 230 mit Rohrleitung L= 219 L2= 185 mit Rohrleitung
↓									



	kw			 	! #		
<b>OPEL - ASTRA H Stufenheck (L69) 02/07→05/14</b>							
<b>Bremsschlauch</b>							
1.3 CDTi 1.7 CDTi 1.8	66 74 103	02/07→10/10 02/07→10/10 02/07→10/10	➡	<input type="checkbox"/> ; für Fahrzeuge mit Scheibenbremse an der Hinterachse		24.5157-0219.3 331096	L= 219 L2= 185 mit Rohrleitung
1.6	85	02/07→05/14	←	→ 11/10	2	24.5241-0429.3 331381	L= 429
			➡	<input type="checkbox"/> ; → 11/10; für Fahrzeuge mit Trommelbremse an der Hinterachse		24.5152-0218.3 331042	L= 230 mit Rohrleitung
			➡	<input type="checkbox"/> ; → 11/10; für Fahrzeuge mit Trommelbremse an der Hinterachse		24.5152-0219.3 331043	L= 230 mit Rohrleitung
			➡	<input type="checkbox"/> ; → 11/10; für Fahrzeuge mit Scheibenbremse an der Hinterachse		24.5157-0218.3 331095	L= 219 L2= 185 mit Rohrleitung
			➡	<input type="checkbox"/> ; → 11/10; für Fahrzeuge mit Scheibenbremse an der Hinterachse		24.5157-0219.3 331096	L= 219 L2= 185 mit Rohrleitung
1.7 CDTi 1.7 CDTi	81 92	02/07→05/14 02/07→05/14	←	04/07→ 11/10	2	24.5241-0429.3 331381	L= 429
			➡	<input type="checkbox"/> ; 04/07→ 11/10; für Fahrzeuge mit Scheibenbremse an der Hinterachse		24.5157-0218.3 331095	L= 219 L2= 185 mit Rohrleitung
			➡	<input type="checkbox"/> ; 04/07→ 11/10; für Fahrzeuge mit Scheibenbremse an der Hinterachse		24.5157-0219.3 331096	L= 219 L2= 185 mit Rohrleitung
<b>OPEL - ASTRA H TwinTop (L67) 09/05→10/10</b>							
<b>Bremssattel</b>							
1.6 1.8 1.8 1.9 CDTi 2.0 Turbo 2.0 Turbo	77 92 103 110 125 147	09/05→10/10 09/05→10/10 09/05→10/10 09/05→10/10 09/05→10/10 09/05→10/10	←	<input type="checkbox"/> ; 03/06→		11.9571-9824.2 220472 24.3571-9824.5 240500 24.3571-9823.5 240499	ATE Ø 57 - Halter ATE Ø 57 - Halter ATE Ø 57 - Halter
			➡	<input type="checkbox"/> ; 03/06→; Felge Lochzahl: 4		24.3367-1707.7 220669	TRW Ø 36 - Halter
			➡	<input type="checkbox"/> ; 03/06→; Felge Lochzahl: 4		24.3367-1708.7 220670	TRW Ø 36 - Halter
			➡	<input type="checkbox"/> ; 03/06→; Felge Lochzahl: 5		24.3387-1701.5 240826	TRW Ø 38 - Halter
			➡	<input type="checkbox"/> ; 03/06→; Felge Lochzahl: 5		24.3387-1702.5 240827	TRW Ø 38 - Halter
1.6 1.6 Turbo	85 132	12/06→10/10 02/07→10/10	←	<input type="checkbox"/>		11.9571-9824.2 220472 24.3571-9824.5 240500	ATE Ø 57 - Halter ATE Ø 57 - Halter
			←	<input type="checkbox"/>		24.3571-9823.5 240499	ATE Ø 57 - Halter
			➡	<input type="checkbox"/> ; Felge Lochzahl: 4		24.3367-1707.7 220669	TRW Ø 36 - Halter
			➡	<input type="checkbox"/> ; Felge Lochzahl: 4		24.3367-1708.7 220670	TRW Ø 36 - Halter
			➡	<input type="checkbox"/> ; Felge Lochzahl: 5		24.3387-1701.5 240826	TRW Ø 38 - Halter
			➡	<input type="checkbox"/> ; Felge Lochzahl: 5		24.3387-1702.5 240827	TRW Ø 38 - Halter
<b>Halter, Bremssattel</b>							
1.6 Turbo	132	02/07→10/10	←			11.8170-0758.1 260120	ATE
1.9 CDTi 2.0 Turbo 2.0 Turbo	110 125 147	09/05→10/10 09/05→10/10 09/05→10/10	←	03/06→		11.8170-0758.1 260120	ATE
<b>Feder, Bremssattel</b>							
1.6 1.8 1.8 1.9 CDTi 2.0 Turbo 2.0 Turbo	77 92 103 110 125 147	09/05→10/10 09/05→10/10 09/05→10/10 09/05→10/10 09/05→10/10 09/05→10/10	←	03/06→	2	11.8116-0292.1 390521	ATE
1.6 1.6 Turbo	85 132	12/06→10/10 02/07→10/10	←		2	11.8116-0292.1 390521	ATE
<b>Führungshülzensatz, Bremssattel</b>							
1.6 1.8 1.8 1.9 CDTi 2.0 Turbo 2.0 Turbo	77 92 103 110 125 147	09/05→10/10 09/05→10/10 09/05→10/10 09/05→10/10 09/05→10/10 09/05→10/10	←	03/06→		11.0101-5407.2 260011	ATE
1.6 1.6 Turbo	85 132	12/06→10/10 02/07→10/10	←			11.0101-5407.2 260011	ATE
<b>Führungsbolzen, Bremssattel</b>							
1.6 1.8 ↓	77 92	09/05→10/10 09/05→10/10		03/06→		11.8171-0008.1 990049	ATE

	kW					! #		
<b>OPEL - ASTRA H TwinTop (L67) 09/05→10/10</b>								
<b>Führungsbolzen, Bremsattel</b>								
1.8	103	09/05→10/10		03/06→		11.8171-0008.1	990049	ATE
1.9 CDTi	110	09/05→10/10						
2.0 Turbo	125	09/05→10/10						
2.0 Turbo	147	09/05→10/10						
1.6	85	12/06→10/10				11.8171-0008.1	990049	ATE
1.6 Turbo	132	02/07→10/10						
<b>Dichtungssatz, Bremsattel</b>								
1.6	77	09/05→10/10	←	03/06→		11.0441-5704.2	250034	ATE
1.8	92	09/05→10/10						
1.8	103	09/05→10/10						
1.9 CDTi	110	09/05→10/10						
2.0 Turbo	125	09/05→10/10						
2.0 Turbo	147	09/05→10/10						
1.6	85	12/06→10/10	←			11.0441-5704.2	250034	ATE
1.6 Turbo	132	02/07→10/10						
<b>Bremsschlauch</b>								
1.6	77	09/05→10/10	←	03/06→	2	24.5241-0429.3	331381	L= 429
1.8	92	09/05→10/10						
1.8	103	09/05→10/10	→	☐; 03/06→; für Fahrzeuge mit Scheibenbremse an der Hinterachse		24.5157-0218.3	331095	L= 219 L2= 185 mit Rohrleitung
1.9 CDTi	110	09/05→10/10						
2.0 Turbo	125	09/05→10/10						
2.0 Turbo	147	09/05→10/10	→	☐; 03/06→; für Fahrzeuge mit Scheibenbremse an der Hinterachse		24.5157-0219.3	331096	L= 219 L2= 185 mit Rohrleitung
1.6	85	12/06→10/10	←		2	24.5241-0429.3	331381	L= 429
1.6 Turbo	132	02/07→10/10						
			→	☐; für Fahrzeuge mit Scheibenbremse an der Hinterachse		24.5157-0218.3	331095	L= 219 L2= 185 mit Rohrleitung
			→	☐; für Fahrzeuge mit Scheibenbremse an der Hinterachse		24.5157-0219.3	331096	L= 219 L2= 185 mit Rohrleitung
<b>OPEL - ASTRA J 12/09→</b>								
<b>Bremssattel</b>								
1.3 CDTi	70	12/09→	←	☐; für Bremsscheibendurchmesser [mm]: 300		11.9601-2601.2	220913	ATE Ø 60 - Halter
1.4	64	12/09→						
1.4	74	12/09→						
1.4 LPG	103	01/12→						
1.4 Turbo	103	12/09→	←	☐; für Bremsscheibendurchmesser [mm]: 300		11.9601-2602.2	220914	ATE Ø 60 - Halter
1.6	85	12/09→						
1.6 CDTi	81	02/14→						
1.6 CDTi	100	01/14→	←	☐; für Bremsscheibendurchmesser [mm]: 276		11.9601-2603.2	220915	ATE Ø 60 - Halter
1.6 SIDI	125	12/12→						
1.6 Turbo	132	12/09→						
1.7 CDTi	74	10/10→	←	☐; für Bremsscheibendurchmesser [mm]: 276		11.9601-2604.2	220916	ATE Ø 60 - Halter
1.7 CDTi	81	12/09→						
1.7 CDTi	92	12/09→						
1.7 CDTi	96	12/09→						
2.0 BiTurbo CDTi	143	12/12→	→	☐; - eFSB		11.9382-7001.2	220889	ATE Ø 38 - Halter
2.0 CDTi	118	12/09→	→	☐; - eFSB		11.9382-7002.2	220890	ATE Ø 38 - Halter
2.0 CDTi	121	06/11→	→	☐; + eFSB		11.9382-7003.2	220891	ATE Ø 38 - Halter
			→	☐; + eFSB		11.9382-7004.2	220892	ATE Ø 38 - Halter
1.4 Turbo	88	10/10→	←	☐; 11/10→; für Bremsscheibendurchmesser [mm]: 300		11.9601-2601.2	220913	ATE Ø 60 - Halter
			←	☐; 11/10→; für Bremsscheibendurchmesser [mm]: 300		11.9601-2602.2	220914	ATE Ø 60 - Halter
			←	☐; 11/10→; für Bremsscheibendurchmesser [mm]: 276		11.9601-2603.2	220915	ATE Ø 60 - Halter
			←	☐; 11/10→; für Bremsscheibendurchmesser [mm]: 276		11.9601-2604.2	220916	ATE Ø 60 - Halter
			→	☐; 11/10→; - eFSB		11.9382-7001.2	220889	ATE Ø 38 - Halter
			→	☐; 11/10→; - eFSB		11.9382-7002.2	220890	ATE Ø 38 - Halter
			→	☐; 11/10→; + eFSB		11.9382-7003.2	220891	ATE Ø 38 - Halter
			→	☐; 11/10→; + eFSB		11.9382-7004.2	220892	ATE Ø 38 - Halter
<b>Zubehörsatz, Bremsattel</b>								
1.3 CDTi	70	12/09→		für Bremsscheibendurchmesser [mm]: 276; 08.2012→		11.0103-0002.2	250157	ATE
1.4	64	12/09→						
1.4	74	12/09→						
↓								

**OPEL - ASTRA J 12/09→**

**Zubehörsatz, Bremssattel**

1.4 LPG	103	01/12→		für Bremsscheibendurchmesser [mm]: 300; 08.2012→			ATE
1.4 Turbo	103	12/09→			11.0103-0002.2	250157	ATE
1.6	85	12/09→					
1.6 CDTi	81	02/14→					
1.6 CDTi	100	01/14→					
1.6 SIDI	125	12/12→					
1.6 Turbo	132	12/09→					
1.7 CDTi	74	10/10→					
1.7 CDTi	81	12/09→					
1.7 CDTi	92	12/09→					
1.7 CDTi	96	12/09→					
2.0 BiTurbo CDTi	143	12/12→					
2.0 CDTi	118	12/09→					
2.0 CDTi	121	06/11→					
1.4 Turbo	88	10/10→		11/10→; für Bremsscheibendurchmesser [mm]: 276; 08.2012→			
				11/10→; für Bremsscheibendurchmesser [mm]: 300; 08.2012→	11.0103-0002.2	250157	ATE

 **Bremsschlauch**










1.3 CDTi	70	12/09→		→ A8068771			L= 400
1.4	64	12/09→	←		24.5176-0400.3	331492	L= 400
1.4	74	12/09→					
1.4 LPG	103	01/12→					
1.4 Turbo	103	12/09→					
1.6	85	12/09→					
1.6 SIDI	125	12/12→					
1.6 Turbo	132	12/09→					
1.7 CDTi	74	10/10→					
1.7 CDTi	81	12/09→					
1.7 CDTi	92	12/09→					
1.7 CDTi	96	12/09→					
2.0 BiTurbo CDTi	143	12/12→					
2.0 CDTi	118	12/09→					
2.0 CDTi	121	06/11→					
1.4 Turbo	88	10/10→	←	11/10→; → A8068771	24.5176-0400.3	331492	L= 400








**OPEL - ASTRA J GTC 10/11→**









 **Bremssattel**












1.4	74	10/11→		☐; für Bremsscheibendurchmesser [mm]: 300			ATE Ø 60 - Halter
1.4	88	10/11→	←		11.9601-2601.2	220913	ATE Ø 60 - Halter
1.4	103	10/11→					
1.6	132	10/11→					
1.6 CDTi	81	07/14→	←	☐; für Bremsscheibendurchmesser [mm]: 300			
1.6 CDTi	100	07/14→					
1.6 SIDI	125	12/12→					
1.6 SIDI	147	07/13→	←	☐; für Bremsscheibendurchmesser [mm]: 276			
1.7 CDTi	81	10/11→					
1.7 CDTi	96	10/11→					
1.8	103	10/11→	←	☐; für Bremsscheibendurchmesser [mm]: 276			
2.0 CDTi	121	10/11→					
			→	☐; - eFSB			
			→	☐; - eFSB			
			→	☐; + eFSB			
			→	☐; + eFSB			
2.0 BiTurbo CDTi	143	10/12→	←	☐; 12/12→; für Bremsscheibendurchmesser [mm]: 300	11.9601-2601.2	220913	ATE Ø 60 - Halter
			←	☐; 12/12→; für Bremsscheibendurchmesser [mm]: 300			
			←	☐; 12/12→; für Bremsscheibendurchmesser [mm]: 276			
			←	☐; 12/12→; für Bremsscheibendurchmesser [mm]: 276			
			→	☐; 12/12→; - eFSB			
			→	☐; 12/12→; - eFSB			
			→	☐; 12/12→; + eFSB			
			→	☐; 12/12→; + eFSB			



















↓

	kw			 	! #					
<b>OPEL - ASTRA J GTC 10/11 →</b>										
<b>Zubehörsatz, Bremssattel</b>										
1.4	74	10/11 →		für Bremsscheibendurchmesser [mm]: 276; 08.2012 →		11.0103-0002.2 250157	ATE			
1.4	88	10/11 →		für Bremsscheibendurchmesser [mm]: 300; 08.2012 →		11.0103-0002.2 250157	ATE			
1.4	103	10/11 →								
1.6	132	10/11 →								
1.6 CDTI	81	07/14 →								
1.6 CDTI	100	07/14 →								
1.6 SIDI	125	12/12 →								
1.6 SIDI	147	07/13 →								
1.7 CDTI	81	10/11 →								
1.7 CDTI	96	10/11 →								
1.8	103	10/11 →								
2.0 CDTI	121	10/11 →								
2.0 BiTurbo CDTI	143	10/12 →		12/12 →; für Bremsscheibendurchmesser [mm]: 300; 08.2012 →		11.0103-0002.2 250157	ATE			
				12/12 →; für Bremsscheibendurchmesser [mm]: 276; 08.2012 →		11.0103-0002.2 250157	ATE			
<b> Bremsschlauch</b>										
1.4	74	10/11 →	←	→ A8068771	2	24.5176-0400.3 331492	L= 400			
1.4	88	10/11 →								
1.4	103	10/11 →								
1.6	132	10/11 →								
1.6 SIDI	125	12/12 →								
1.7 CDTI	81	10/11 →								
1.7 CDTI	96	10/11 →								
2.0 CDTI	121	10/11 →								
2.0 BiTurbo CDTI	143	10/12 →	←	12/12 →; → A8068771	2	24.5176-0400.3 331492	L= 400			
<b>OPEL - ASTRA J Sports Tourer 10/10 →</b>										
<b> Bremssattel</b>										
1.3 CDTI	70	10/10 →	←	☐; 11/10 →; für Bremsscheibendurchmesser [mm]: 300		11.9601-2601.2 220913	ATE Ø 60 - Halter			
1.4	64	10/10 → 10/15		☐; 11/10 →; für Bremsscheibendurchmesser [mm]: 300		11.9601-2602.2 220914	ATE Ø 60 - Halter			
1.4	74	10/10 →	←							
1.4 Turbo	88	10/10 →								
1.4 Turbo	103	10/10 →	←							
1.6	85	10/10 →								
1.6 Turbo	132	10/10 →								
1.7 CDTI	74	10/10 →	←							
1.7 CDTI	81	10/10 →								
1.7 CDTI	92	10/10 →								
1.7 CDTI	96	10/10 →	←							
2.0 CDTI	96	10/10 →		☐; 11/10 →; für Bremsscheibendurchmesser [mm]: 276		11.9601-2603.2 220915	ATE Ø 60 - Halter			
2.0 CDTI	118	10/10 →		☐; 11/10 →; - eFSB		11.9382-7001.2 220889	ATE Ø 38 - Halter			
				☐; 11/10 →; - eFSB		11.9382-7002.2 220890	ATE Ø 38 - Halter			
				☐; 11/10 →; + eFSB		11.9382-7003.2 220891	ATE Ø 38 - Halter			
				☐; 11/10 →; + eFSB		11.9382-7004.2 220892	ATE Ø 38 - Halter			
1.4 LPG	103	01/12 →	←	☐; für Bremsscheibendurchmesser [mm]: 300		11.9601-2601.2 220913	ATE Ø 60 - Halter			
1.6 CDTi	81	02/14 →		☐; für Bremsscheibendurchmesser [mm]: 300		11.9601-2602.2 220914	ATE Ø 60 - Halter			
1.6 CDTi	100	01/14 →								
1.6 LPG	84	10/12 →	←							
1.6 SIDI	125	12/12 →								
2.0 BiTurbo CDTI	143	12/12 →	←							
2.0 CDTI	121	08/11 →			☐; für Bremsscheibendurchmesser [mm]: 276				11.9601-2603.2 220915	ATE Ø 60 - Halter
					☐; für Bremsscheibendurchmesser [mm]: 276				11.9601-2604.2 220916	ATE Ø 60 - Halter
					☐; - eFSB				11.9382-7001.2 220889	ATE Ø 38 - Halter
					☐; - eFSB				11.9382-7002.2 220890	ATE Ø 38 - Halter
					☐; + eFSB				11.9382-7003.2 220891	ATE Ø 38 - Halter
				☐; + eFSB		11.9382-7004.2 220892	ATE Ø 38 - Halter			
<b>Zubehörsatz, Bremssattel</b>										
1.3 CDTI	70	10/10 →		11/10 →; für Bremsscheibendurchmesser [mm]: 276; 08.2012 →		11.0103-0002.2 250157	ATE			
1.4	64	10/10 → 10/15		11/10 →; für Bremsscheibendurchmesser [mm]: 300; 08.2012 →		11.0103-0002.2 250157	ATE			
1.4	74	10/10 →								
1.4 Turbo	88	10/10 →								
1.4 Turbo	103	10/10 →								
1.6	85	10/10 →								
1.6 Turbo	132	10/10 →								
1.7 CDTI	74	10/10 →								
↓										











	kw			 	! #		
<b>OPEL - ASTRA J Sports Tourer 10/10→</b>							
<b>Zubehörsatz, Bremssattel</b>							
1.7 CDTI	81	10/10→		11/10→; für Bremsscheibendurchmesser [mm]: 276; 08.2012→		11.0103-0002.2 250157	ATE
1.7 CDTI	92	10/10→					
1.7 CDTI	96	10/10→					
2.0 CDTI	96	10/10→					
2.0 CDTI	118	10/10→		11/10→; für Bremsscheibendurchmesser [mm]: 300; 08.2012→		11.0103-0002.2 250157	ATE
1.4 LPG	103	01/12→		für Bremsscheibendurchmesser [mm]: 276; 08.2012→		11.0103-0002.2 250157	ATE
1.6 CDTi	81	02/14→					
1.6 CDTi	100	01/14→		für Bremsscheibendurchmesser [mm]: 300; 08.2012→		11.0103-0002.2 250157	ATE
1.6 LPG	84	10/12→					
1.6 SIDI	125	12/12→					
2.0 BiTurbo CDTI	143	12/12→					
2.0 CDTI	121	08/11→					
<b>Bremsschlauch</b>							
1.3 CDTI	70	10/10→	←	11/10→; → A8068771	2	24.5176-0400.3 331492	L= 400
1.4	64	10/10→10/15					
1.4	74	10/10→					
1.4 Turbo	88	10/10→					
1.4 Turbo	103	10/10→					
1.6	85	10/10→					
1.6 Turbo	132	10/10→					
1.7 CDTI	74	10/10→					
1.7 CDTI	81	10/10→					
1.7 CDTI	92	10/10→					
1.7 CDTI	96	10/10→					
2.0 CDTI	96	10/10→					
2.0 CDTI	118	10/10→					
1.4 LPG	103	01/12→	←	→ A8068771	2	24.5176-0400.3 331492	L= 400
1.6 LPG	84	10/12→					
1.6 SIDI	125	12/12→					
2.0 BiTurbo CDTI	143	12/12→					
2.0 CDTI	121	08/11→					
<b>OPEL - ASTRA J Stufenheck 06/12→</b>							
<b>Bremssattel</b>							
1.3 CDTI	70	06/12→	←	☐; für Bremsscheibendurchmesser [mm]: 300		11.9601-2601.2 220913	ATE Ø 60 - Halter
1.4	74	06/12→					
1.4 LPG	103	07/14→					
1.4 Turbo	88	06/12→	←	☐; für Bremsscheibendurchmesser [mm]: 300		11.9601-2602.2 220914	ATE Ø 60 - Halter
1.4 Turbo	103	06/12→					
1.6	85	06/12→					
1.6 CDTi	81	04/14→					
1.6 CDTi	100	01/14→	←	☐; für Bremsscheibendurchmesser [mm]: 276		11.9601-2603.2 220915	ATE Ø 60 - Halter
1.6 SIDI	125	12/12→					
1.6 Turbo	132	06/12→					
1.7 CDTI	81	06/12→	←	☐; für Bremsscheibendurchmesser [mm]: 276		11.9601-2604.2 220916	ATE Ø 60 - Halter
1.7 CDTI	96	06/12→					
			→	☐; - eFSB		11.9382-7001.2 220889	ATE Ø 38 - Halter
			→	☐; - eFSB		11.9382-7002.2 220890	ATE Ø 38 - Halter
			→	☐; + eFSB		11.9382-7003.2 220891	ATE Ø 38 - Halter
			→	☐; + eFSB		11.9382-7004.2 220892	ATE Ø 38 - Halter
<b>Zubehörsatz, Bremssattel</b>							
1.3 CDTI	70	06/12→		für Bremsscheibendurchmesser [mm]: 276; 08.2012→		11.0103-0002.2 250157	ATE
1.4	74	06/12→					
1.4 LPG	103	07/14→					
1.4 Turbo	88	06/12→		für Bremsscheibendurchmesser [mm]: 300; 08.2012→		11.0103-0002.2 250157	ATE
1.4 Turbo	103	06/12→					
1.6	85	06/12→					
1.6 CDTi	81	04/14→					
1.6 CDTi	100	01/14→					
1.6 SIDI	125	12/12→					
1.6 Turbo	132	06/12→					
1.7 CDTI	81	06/12→					
1.7 CDTI	96	06/12→					
<b>Bremsschlauch</b>							
1.3 CDTI	70	06/12→	←	→ A8068771	2	24.5176-0400.3 331492	L= 400
1.4	74	06/12→					
1.4 LPG	103	07/14→					
1.4 Turbo	88	06/12→					
1.4 Turbo	103	06/12→					
1.6	85	06/12→					
1.6 SIDI	125	12/12→					
1.6 Turbo	132	06/12→					
1.7 CDTI	81	06/12→					
1.7 CDTI	96	06/12→					











	kw			 	! #			
<b>OPEL - CALIBRA A (85_) 06/90→07/97</b>								
<b> Bremssattel</b>								
2.0 i 2.0 i 16V	85	06/90→07/97	←	☐		24.3521-1701.5	240001	ATE Ø 52 - Halter
	100	02/94→07/97	←	☐		24.3521-1702.5	240002	ATE Ø 52 - Halter
			→	☐		13.2351-0013.2	210010	ATE Ø 35
			→	☐		13.2351-0014.2	210011	ATE Ø 35
			→	☐		24.9235-0013.5	230001	ATE Ø 35
			→	☐		24.9235-0014.5	230002	ATE Ø 35
2.0 i 16V 4x4 2.0 i 4x4	100	02/94→07/97	→	☐; T1000001→		13.2351-0013.2	210010	ATE Ø 35
	85	06/90→07/97	→	☐; T1000001→		13.2351-0014.2	210011	ATE Ø 35
			→	☐; T1000001→		24.9235-0013.5	230001	ATE Ø 35
			→	☐; T1000001→		24.9235-0014.5	230002	ATE Ø 35
2.0 i Turbo 4x4	150	03/92→07/97	←	☐; → S9999999		24.3541-8085.5	240525	ATE Ø 54 - Halter
			←	☐; → S9999999		24.3541-8086.5	240526	ATE Ø 54 - Halter
			←	☐; T1000001→		24.3571-1761.5	240461	ATE Ø 57 - Halter
			←	☐; T1000001→		24.3571-1762.5	240462	ATE Ø 57 - Halter
			→	☐; T1000001→		13.2351-0013.2	210010	ATE Ø 35
			→	☐; T1000001→		13.2351-0014.2	210011	ATE Ø 35
			→	☐; T1000001→		24.9235-0013.5	230001	ATE Ø 35
			→	☐; T1000001→		24.9235-0014.5	230002	ATE Ø 35
2.5 i V6	125	04/93→07/97	←	☐; → S9999999		24.3541-8085.5	240525	ATE Ø 54 - Halter
			←	☐; → S9999999		24.3541-8086.5	240526	ATE Ø 54 - Halter
			←	☐; T1000001→		24.3571-1761.5	240461	ATE Ø 57 - Halter
			←	☐; T1000001→		24.3571-1762.5	240462	ATE Ø 57 - Halter
			→	☐; → S9999999		13.2351-0013.2	210010	ATE Ø 35
			→	☐; → S9999999		13.2351-0014.2	210011	ATE Ø 35
			→	☐; → S9999999		24.9235-0013.5	230001	ATE Ø 35
			→	☐; → S9999999		24.9235-0014.5	230002	ATE Ø 35
<b>Feder, Bremssattel</b>								
2.0 i 16V 4x4 2.0 i 4x4	100 85	02/94→07/97 06/90→07/97			2	11.8116-0097.1	390590	ATE
2.0 i Turbo 4x4 2.5 i V6	150 125	03/92→07/97 04/93→07/97		→ S9999999 T1000001→	2	11.8116-0292.1	390521	ATE
<b>Führungshülzensatz, Bremssattel</b>								
2.0 i 2.0 i 16V 2.0 i 16V 4x4 2.0 i 4x4	85 100 100 85	06/90→07/97 02/94→07/97 02/94→07/97 06/90→07/97	←			11.0101-5407.2	260011	ATE
2.0 i Turbo 4x4 2.5 i V6	150 125	03/92→07/97 04/93→07/97	←	T1000001→ → S9999999		11.0101-5407.2	260011	ATE
<b>Führungsbolzen, Bremssattel</b>								
2.0 i 2.0 i 16V	85 100	06/90→07/97 02/94→07/97				11.8171-0008.1	990049	ATE
2.0 i 16V 4x4 2.0 i 4x4	100 85	02/94→07/97 06/90→07/97	←			11.8171-0008.1	990049	ATE
2.0 i Turbo 4x4 2.5 i V6	150 125	03/92→07/97 04/93→07/97	←	T1000001→ → S9999999		11.8171-0008.1	990049	ATE
<b>Dichtungssatz, Bremssattel</b>								
2.0 i 2.0 i 16V	85 100	06/90→07/97 02/94→07/97	←			11.0441-5202.2	250026	ATE
			→			13.0441-3506.2	250052	ATE
2.0 i 16V 4x4 2.0 i 4x4	100 85	02/94→07/97 06/90→07/97	←			11.0441-5402.2	250028	ATE
			→	T1000001→		13.0441-3506.2	250052	ATE
2.0 i Turbo 4x4	150	03/92→07/97	→	T1000001→		13.0441-3506.2	250052	ATE
2.5 i V6	125	04/93→07/97	→	→ S9999999		13.0441-3506.2	250052	ATE
			→	T1000001→		13.0441-3506.2	250052	ATE
↓								








	kW					! #		
<b>OPEL - CALIBRA A (85_) 06/90→07/97</b>								
 <b>Bremsschlauch</b>								
2.0 i	85	06/90→07/97	←			2	24.5298-0322.3 331314	L= 322
2.0 i 16V	100	02/94→07/97	→	P1000001→		2	24.5117-0195.3 330565	L= 198
2.0 i 16V 4x4	100	02/94→07/97	→					
2.0 i 4x4	85	06/90→07/97	→	→ N1999999		2	24.5233-0200.3 330425	L= 198
2.0 i Turbo 4x4	150	03/92→07/97	→					
2.5 i V6	125	04/93→07/97	←			2	24.5298-0322.3 331314	L= 322
			→			2	24.5117-0195.3 330565	L= 198
<b>OPEL - CASCADA (W13) 03/13→</b>								
 <b>Bremssattel</b>								
1.4	88	03/13→	→	☐; - eFSB			11.9382-7001.2 220889	ATE Ø 38 - Halter
1.4 Turbo	103	03/13→	→					
1.6	147	11/13→	→	☐; - eFSB			11.9382-7002.2 220890	ATE Ø 38 - Halter
1.6 SIDI	125	03/13→	→	☐; + eFSB			11.9382-7003.2 220891	ATE Ø 38 - Halter
2.0 CDTI	121	03/13→	→					
2.0 CDTI	125	07/15→	→	☐; + eFSB			11.9382-7004.2 220892	ATE Ø 38 - Halter
2.0 CDTI	143	03/13→	→					
<b>Zubehörsatz, Bremssattel</b>								
1.4	88	03/13→					11.0103-0001.2 250156	ATE
1.4 Turbo	103	03/13→						
1.6	147	11/13→						
1.6 SIDI	125	03/13→						
2.0 CDTI	121	03/13→						
2.0 CDTI	125	07/15→						
2.0 CDTI	143	03/13→						
<b>OPEL - COMBO (71_) 07/94→10/01</b>								
 <b>Bremssattel</b>								
1.2	33	07/94→10/01	←	☐; → 09/00			11.9481-9871.2 220681	ATE Ø 48 - Halter
1.4	44	07/94→10/01	←					
1.4	60	07/94→10/01	←	☐; → 09/00			11.9481-9872.2 220682	ATE Ø 48 - Halter
1.7 D	44	07/94→10/01	←					
1.4 16V	66	08/99→10/01	←	☐; 43033899, 53000001→; für erhöhte Nutzlast			11.9571-9824.2 220472	ATE Ø 57 - Halter
			←	☐; 43033899, 53000001→; für erhöhte Nutzlast			24.3571-9824.5 240500	ATE Ø 57 - Halter
			→	☐; 10/01→			24.3387-1701.5 240826	TRW Ø 38 - Halter
			→	☐; 10/01→			24.3387-1702.5 240827	TRW Ø 38 - Halter
<b>Feder, Bremssattel</b>								
1.2	33	07/94→10/01	←	→ 09/00		2	11.8116-0129.1 390591	ATE
1.4	44	07/94→10/01	←					
1.4	60	07/94→10/01	←					
1.7 D	44	07/94→10/01	←					
1.4 16V	66	08/99→10/01	←	43033899, 53000001→; für erhöhte Nutzlast		2	11.8116-0292.1 390521	ATE
<b>Führungshülzensatz, Bremssattel</b>								
1.2	33	07/94→10/01	←	→ 09/00			11.0101-5407.2 260011	ATE
1.4	44	07/94→10/01	←					
1.4	60	07/94→10/01	←					
1.7 D	44	07/94→10/01	←					
1.4 16V	66	08/99→10/01	←	43033899, 53000001→; für erhöhte Nutzlast			11.0101-5407.2 260011	ATE
<b>Führungsbolzen, Bremssattel</b>								
1.2	33	07/94→10/01	←	→ 09/00			11.8171-0008.1 990049	ATE
1.4	44	07/94→10/01	←					
1.4	60	07/94→10/01	←					
1.7 D	44	07/94→10/01	←					
1.4 16V	66	08/99→10/01	←	43033899, 53000001→; für erhöhte Nutzlast			11.8171-0008.1 990049	ATE
<b>Dichtungssatz, Bremssattel</b>								
1.2	33	07/94→10/01	←	→ 09/00			11.0441-4811.2 250024	ATE
1.4	44	07/94→10/01	←					
1.4	60	07/94→10/01	←					
1.7 D	44	07/94→10/01	←					
1.4 16V	66	08/99→10/01	←	43033899, 53000001→; für erhöhte Nutzlast			11.0441-5704.2 250034	ATE
 <b>Bremsschlauch</b>								
1.2	33	07/94→10/01	←	→ 09/00		2	24.5231-0320.3 330496	L= 320
↓								








	kw			 	! #		
<b>OPEL - COMBO (71_) 07/94 → 10/01</b>							
 <b>Bremsschlauch</b>							
1.4	44	07/94 → 10/01	←	→ 09/00	2	24.5231-0320.3 330496	L= 320
1.4	60	07/94 → 10/01					
1.7 D	44	07/94 → 10/01					
1.4 16V	66	08/99 → 10/01	←	10/01 →	2	24.5256-0298.3 330756	L= 298
			→	10/01 →	2	24.5240-0220.3 330619	L= 220
<b>OPEL - COMBO Kasten/Kombi 10/01 →</b>							
 <b>Bremssattel</b>							
1.3 CDTI 16V	51	08/05 →	←	 43033899, 53000001 →; → 10/11; für erhöhte Nutzlast	2	11.9571-9824.2 220472	ATE Ø 57 - Halter
1.3 CDTI 16V	55	10/05 →				24.3571-9824.5 240500	ATE Ø 57 - Halter
1.4 16V	66	08/05 →					
1.6	64	10/01 →	←	 43033899, 53000001 →; → 10/11; für erhöhte Nutzlast	2	24.3571-9823.5 240499	ATE Ø 57 - Halter
1.7 DI 16V	48	10/01 →					
1.7 DTI 16V	55	10/01 →	→	 ; → 10/11	2	24.3387-1701.5 240826	TRW Ø 38 - Halter
			→	 ; → 10/11	2	24.3387-1702.5 240827	TRW Ø 38 - Halter
1.6 CNG 16V	69	06/06 →	←	 ; → 10/11	2	11.9571-9824.2 220472	ATE Ø 57 - Halter
1.6 CNG 16V	71	04/05 →				24.3571-9824.5 240500	ATE Ø 57 - Halter
1.7 CDTI 16V	74	12/04 →	←	 ; → 10/11	2	24.3571-9823.5 240499	ATE Ø 57 - Halter
			→	 ; → 10/11	2	24.3387-1701.5 240826	TRW Ø 38 - Halter
			→	 ; → 10/11	2	24.3387-1702.5 240827	TRW Ø 38 - Halter
<b>Feder, Bremssattel</b>							
1.3 CDTI 16V	51	08/05 →	←	43033899, 53000001 →; → 10/11; für erhöhte Nutzlast	2	11.8116-0292.1 390521	ATE
1.3 CDTI 16V	55	10/05 →					
1.4 16V	66	08/05 →					
1.6	64	10/01 →					
1.7 DI 16V	48	10/01 →					
1.7 DTI 16V	55	10/01 →					
1.6 CNG 16V	69	06/06 →	←	→ 10/11	2	11.8116-0292.1 390521	ATE
1.6 CNG 16V	71	04/05 →					
1.7 CDTI 16V	74	12/04 →					
<b>Führungshülzensatz, Bremssattel</b>							
1.3 CDTI 16V	51	08/05 →	←	43033899, 53000001 →; → 10/11; für erhöhte Nutzlast	2	11.0101-5407.2 260011	ATE
1.3 CDTI 16V	55	10/05 →					
1.4 16V	66	08/05 →					
1.6	64	10/01 →					
1.7 DI 16V	48	10/01 →					
1.7 DTI 16V	55	10/01 →					
1.6 CNG 16V	69	06/06 →	←	→ 10/11	2	11.0101-5407.2 260011	ATE
1.6 CNG 16V	71	04/05 →					
1.7 CDTI 16V	74	12/04 →					
<b>Führungsbolzen, Bremssattel</b>							
1.3 CDTI 16V	51	08/05 →		43033899, 53000001 →; → 10/11; für erhöhte Nutzlast	2	11.8171-0008.1 990049	ATE
1.3 CDTI 16V	55	10/05 →					
1.4 16V	66	08/05 →					
1.6	64	10/01 →					
1.7 DI 16V	48	10/01 →					
1.7 DTI 16V	55	10/01 →					
1.6 CNG 16V	69	06/06 →		→ 10/11	2	11.8171-0008.1 990049	ATE
1.6 CNG 16V	71	04/05 →					
1.7 CDTI 16V	74	12/04 →					
<b>Dichtungssatz, Bremssattel</b>							
1.3 CDTI 16V	51	08/05 →	←	43033899, 53000001 →; → 10/11; für erhöhte Nutzlast	2	11.0441-5704.2 250034	ATE
1.3 CDTI 16V	55	10/05 →					
1.4 16V	66	08/05 →					
1.6	64	10/01 →					
1.7 DI 16V	48	10/01 →					
1.7 DTI 16V	55	10/01 →					
1.6 CNG 16V	69	06/06 →	←	→ 10/11	2	11.0441-5704.2 250034	ATE
1.6 CNG 16V	71	04/05 →					
1.7 CDTI 16V	74	12/04 →					
 <b>Bremsschlauch</b>							
1.3 CDTI 16V	51	08/05 →	←	→ 10/11	2	24.5256-0298.3 330756	L= 298
1.3 CDTI 16V	55	10/05 →	→	→ 10/11	2	24.5240-0220.3 330619	L= 220
1.4 16V	66	08/05 →					
1.6	64	10/01 →					
1.6 CNG 16V	69	06/06 →					
1.6 CNG 16V	71	04/05 →					
1.7 CDTI 16V	74	12/04 →					
1.7 DI 16V	48	10/01 →					
1.7 DTI 16V	55	10/01 →					







































	kW					! #		
<b>OPEL - COMBO Kasten/Kombi (X12) 02/12→</b>								
 <b>Bremsschlauch</b>								
1.3 CDTI	55	02/12→	←	03/15→	2	24.5112-0406.3	331496	L= 405
			→	03/15→	2	24.5204-0200.3	331499	L= 200
1.3 CDTI	66	02/12→	←		2	24.5112-0406.3	331496	L= 405
1.3 CDTI	70	03/16→	←					
1.4	70	02/12→	→		2	24.5204-0200.3	331499	L= 200
1.4	88	02/12→						
1.4 CNG	88	02/12→						
1.6 CDTI	66	02/12→						
1.6 CDTI	70	04/15→						
1.6 CDTI	74	02/12→						
1.6 CDTI	77	02/12→						
1.6 CDTI	88	04/15→						
2.0 CDTI	99	02/12→						
<b>OPEL - COMBO Pritsche/Fahrgestell (X12) 08/12→</b>								
 <b>Bremsschlauch</b>								
1.3 CDTI	55	08/12→	←	03/15→	2	24.5112-0406.3	331496	L= 405
			→	03/15→	2	24.5204-0200.3	331499	L= 200
2.0 CDTI	99	08/12→	←		2	24.5112-0406.3	331496	L= 405
			→		2	24.5204-0200.3	331499	L= 200
<b>OPEL - COMBO Tour 10/01→</b>								
 <b>Bremssattel</b>								
1.3 CDTI 16V	51	10/04→	←	☐; 43033899, 53000001→; → 10/11; für erhöhte Nutzlast		11.9571-9824.2	220472	ATE Ø 57 - Halter
1.3 CDTI 16V	55	10/05→				24.3571-9824.5	240500	ATE Ø 57 - Halter
1.4	66	10/04→	←	☐; 43033899, 53000001→; → 10/11; für erhöhte Nutzlast		24.3571-9823.5	240499	ATE Ø 57 - Halter
1.6	64	10/01→						
1.7 DI 16V	48	10/01→	→	☐; → 10/11		24.3387-1701.5	240826	TRW Ø 38 - Halter
1.7 DTI 16V	55	10/01→	→	☐; → 10/11		24.3387-1702.5	240827	TRW Ø 38 - Halter
1.6 CNG	69	06/06→	←	☐; → 10/11		11.9571-9824.2	220472	ATE Ø 57 - Halter
1.6 CNG	71	04/05→				24.3571-9824.5	240500	ATE Ø 57 - Halter
1.7 CDTI 16V	74	12/04→	←	☐; → 10/11		24.3571-9823.5	240499	ATE Ø 57 - Halter
			→	☐; → 10/11		24.3387-1701.5	240826	TRW Ø 38 - Halter
			→	☐; → 10/11		24.3387-1702.5	240827	TRW Ø 38 - Halter
<b>Feder, Bremssattel</b>								
1.3 CDTI 16V	51	10/04→	←	43033899, 53000001→; → 10/11; für erhöhte Nutzlast	2	11.8116-0292.1	390521	ATE
1.3 CDTI 16V	55	10/05→						
1.4	66	10/04→						
1.6	64	10/01→						
1.7 DI 16V	48	10/01→						
1.7 DTI 16V	55	10/01→						
1.6 CNG	69	06/06→	←	→ 10/11	2	11.8116-0292.1	390521	ATE
1.6 CNG	71	04/05→						
1.7 CDTI 16V	74	12/04→						
<b>Führungshülzensatz, Bremssattel</b>								
1.3 CDTI 16V	51	10/04→	←	43033899, 53000001→; → 10/11; für erhöhte Nutzlast		11.0101-5407.2	260011	ATE
1.3 CDTI 16V	55	10/05→						
1.4	66	10/04→						
1.6	64	10/01→						
1.7 DI 16V	48	10/01→						
1.7 DTI 16V	55	10/01→						
1.6 CNG	69	06/06→	←	→ 10/11		11.0101-5407.2	260011	ATE
1.6 CNG	71	04/05→						
1.7 CDTI 16V	74	12/04→						
<b>Führungsbolzen, Bremssattel</b>								
1.3 CDTI 16V	51	10/04→		43033899, 53000001→; → 10/11; für erhöhte Nutzlast		11.8171-0008.1	990049	ATE
1.3 CDTI 16V	55	10/05→						
1.4	66	10/04→						
1.6	64	10/01→						
1.7 DI 16V	48	10/01→						
1.7 DTI 16V	55	10/01→						
1.6 CNG	69	06/06→		→ 10/11		11.8171-0008.1	990049	ATE
1.6 CNG	71	04/05→						
1.7 CDTI 16V	74	12/04→						
<b>Dichtungssatz, Bremssattel</b>								
1.3 CDTI 16V	51	10/04→	←	43033899, 53000001→; → 10/11; für erhöhte Nutzlast		11.0441-5704.2	250034	ATE
1.3 CDTI 16V	55	10/05→						











	kw			 	! #		
<b>OPEL - COMBO Tour 10/01→</b>							
<b>Dichtungssatz, Bremsattel</b>							
1.4	66	10/04→	←	43033899, 53000001→; → 10/11; für erhöhte Nutzlast		11.0441-5704.2 250034	ATE
1.6	64	10/01→					
1.7 DI 16V	48	10/01→					
1.7 DTI 16V	55	10/01→					
1.6 CNG	69	06/06→	←	→ 10/11		11.0441-5704.2 250034	ATE
1.6 CNG	71	04/05→					
1.7 CDTI 16V	74	12/04→					
<b> Bremsschlauch</b>							
1.3 CDTI 16V	51	10/04→	←	→ 10/11	2	24.5256-0298.3 330756	L= 298
1.3 CDTI 16V	55	10/05→					
1.4	66	10/04→	→	→ 10/11	2	24.5240-0220.3 330619	L= 220
1.6	64	10/01→					
1.6 CNG	69	06/06→					
1.6 CNG	71	04/05→					
1.7 CDTI 16V	74	12/04→					
1.7 DI 16V	48	10/01→					
1.7 DTI 16V	55	10/01→					
<b>OPEL - COMBO Tour (X12) 02/12→</b>							
<b> Bremsschlauch</b>							
1.3 CDTI	66	02/12→	←		2	24.5112-0406.3 331496	L= 405
1.4	70	02/12→					
1.4	88	02/12→	→		2	24.5204-0200.3 331499	L= 200
1.4 CNG	88	02/12→					
1.6 CDTI	66	02/12→					
1.6 CDTI	70	03/15→					
1.6 CDTI	74	02/12→					
1.6 CDTI	77	02/12→					
1.6 CDTI	88	03/15→					
2.0 CDTI	99	02/12→					
<b>OPEL - CORSA B (73_, 78_, 79_) 03/93→12/02</b>							
<b> Bremssattel</b>							
1.0 i 12V	40	11/96→09/00	←	<input type="checkbox"/>		24.3481-1733.5 240213	ATE Ø 48 - Halter
1.5 D	37	03/93→09/00	←	<input type="checkbox"/>		24.3481-1734.5 240214	ATE Ø 48 - Halter
1.5 TD	49	03/93→09/00	←	<input type="checkbox"/>			
1.7 D	44	02/96→09/00	←	<input type="checkbox"/>			
1.2 i	33	03/93→09/00	←	<input type="checkbox"/> ; für Fahrzeuge mit Klimaanlage; für Automatikgetriebe		11.9481-9871.2 220681	ATE Ø 48 - Halter
			←	<input type="checkbox"/> ; für Fahrzeuge mit Klimaanlage; für Automatikgetriebe		11.9481-9872.2 220682	ATE Ø 48 - Halter
			←	<input type="checkbox"/> ; für Fahrzeuge ohne Klimaanlage; für Automatikgetriebe		24.3481-1733.5 240213	ATE Ø 48 - Halter
			←	<input type="checkbox"/> ; für Schaltgetriebe		24.3481-1733.5 240213	ATE Ø 48 - Halter
			←	<input type="checkbox"/> ; für Schaltgetriebe		24.3481-1734.5 240214	ATE Ø 48 - Halter
			←	<input type="checkbox"/> ; für Fahrzeuge ohne Klimaanlage; für Automatikgetriebe		24.3481-1734.5 240214	ATE Ø 48 - Halter
			←	<input type="checkbox"/> ; für Schaltgetriebe		24.3481-1734.5 240214	ATE Ø 48 - Halter
1.2 i 16V	48	03/98→09/00	←	<input type="checkbox"/> ; 04/98→		11.9481-9871.2 220681	ATE Ø 48 - Halter
			←	<input type="checkbox"/> ; 04/98→		11.9481-9871.2 220681	ATE Ø 48 - Halter
			←	<input type="checkbox"/> ; 04/98→		11.9481-9872.2 220682	ATE Ø 48 - Halter
			←	<input type="checkbox"/> ; 04/98→		11.9481-9872.2 220682	ATE Ø 48 - Halter
			←	<input type="checkbox"/> ; 04/98→; für Schaltgetriebe		24.3481-1733.5 240213	ATE Ø 48 - Halter
			←	<input type="checkbox"/> ; 04/98→; für Fahrzeuge ohne Klimaanlage; für Automatikgetriebe		24.3481-1733.5 240213	ATE Ø 48 - Halter
			←	<input type="checkbox"/> ; 04/98→; für Fahrzeuge ohne Klimaanlage; für Automatikgetriebe		24.3481-1734.5 240214	ATE Ø 48 - Halter
←	<input type="checkbox"/> ; 04/98→; für Schaltgetriebe		24.3481-1734.5 240214	ATE Ø 48 - Halter			
1.4 i 1.4 i 1.4 i 16V	40 44 63	03/93→09/00 03/93→09/00 08/97→09/00	←	<input type="checkbox"/> ; für Fahrzeuge mit Klimaanlage; für Automatikgetriebe		11.9481-9871.2 220681	ATE Ø 48 - Halter
			←	<input type="checkbox"/>		11.9481-9871.2 220681	ATE Ø 48 - Halter
			←	<input type="checkbox"/>		11.9481-9872.2 220682	ATE Ø 48 - Halter
			←	<input type="checkbox"/> ; für Fahrzeuge mit Klimaanlage; für Automatikgetriebe		11.9481-9872.2 220682	ATE Ø 48 - Halter
			←	<input type="checkbox"/> ; für Schaltgetriebe		24.3481-1733.5 240213	ATE Ø 48 - Halter
			←	<input type="checkbox"/> ; für Fahrzeuge ohne Klimaanlage; für Automatikgetriebe		24.3481-1733.5 240213	ATE Ø 48 - Halter
			←	<input type="checkbox"/> ; für Schaltgetriebe		24.3481-1734.5 240214	ATE Ø 48 - Halter
↓							

	kw			 	! #		
<b>OPEL - CORSA B (73_, 78_, 79_) 03/93→12/02</b>							
<b>Bremssattel</b>							
1.4 i	40	03/93→09/00	←	☐; für Fahrzeuge ohne Klimaanlage; für Automatikgetriebe		24.3481-1734.5	240214 ATE Ø 48 - Halter
1.4 i	44	03/93→09/00					
1.4 i 16V	63	08/97→09/00					
1.4 i 16V	66	09/94→09/00	←	☐		11.9481-9871.2	220681 ATE Ø 48 - Halter
1.4 i 16V	67	09/94→09/00					
1.4 Si	60	03/93→09/00	←	☐		11.9481-9872.2	220682 ATE Ø 48 - Halter
1.6 i 16V	74	08/97→09/00					
1.6 i 16V	78	09/94→09/00					
1.6 GSI 16V	80	03/93→09/00	←	☐; 09/93→		11.9481-9871.2	220681 ATE Ø 48 - Halter
			←	☐; 09/93→		11.9481-9872.2	220682 ATE Ø 48 - Halter
<b>Feder, Bremssattel</b>							
1.0 i 12V	40	11/96→09/00	←		2	11.8116-0129.1	390591 ATE
1.4 i 16V	66	09/94→09/00					
1.4 i 16V	67	09/94→09/00					
1.4 Si	60	03/93→09/00					
1.5 D	37	03/93→09/00					
1.5 TD	49	03/93→09/00					
1.6 i 16V	74	08/97→09/00					
1.6 i 16V	78	09/94→09/00					
1.7 D	44	02/96→09/00					
1.2 i	33	03/93→09/00	←	für Fahrzeuge ohne Klimaanlage; für Automatikgetriebe	2	11.8116-0129.1	390591 ATE
			←	für Schaltgetriebe	2	11.8116-0129.1	390591 ATE
			←	für Fahrzeuge mit Klimaanlage; für Automatikgetriebe	2	11.8116-0129.1	390591 ATE
1.2 i 16V	48	03/98→09/00	←	04/98→	2	11.8116-0129.1	390591 ATE
			←	04/98→; für Fahrzeuge ohne Klimaanlage; für Automatikgetriebe	2	11.8116-0129.1	390591 ATE
			←	04/98→; für Schaltgetriebe	2	11.8116-0129.1	390591 ATE
			←	04/98→	2	11.8116-0129.1	390591 ATE
1.4 i	40	03/93→09/00	←		2	11.8116-0129.1	390591 ATE
1.4 i	44	03/93→09/00					
1.4 i 16V	63	08/97→09/00	←	für Fahrzeuge ohne Klimaanlage; für Automatikgetriebe	2	11.8116-0129.1	390591 ATE
			←	für Schaltgetriebe	2	11.8116-0129.1	390591 ATE
			←	für Fahrzeuge mit Klimaanlage; für Automatikgetriebe	2	11.8116-0129.1	390591 ATE
1.6 GSI 16V	80	03/93→09/00	←	09/93→	2	11.8116-0129.1	390591 ATE
<b>Führungshülzensatz, Bremssattel</b>							
1.0 i 12V	40	11/96→09/00	←			11.0101-5407.2	260011 ATE
1.4 i 16V	66	09/94→09/00					
1.4 i 16V	67	09/94→09/00					
1.4 Si	60	03/93→09/00					
1.5 D	37	03/93→09/00					
1.5 TD	49	03/93→09/00					
1.6 i 16V	74	08/97→09/00					
1.6 i 16V	78	09/94→09/00					
1.7 D	44	02/96→09/00					
1.2 i	33	03/93→09/00	←	für Schaltgetriebe		11.0101-5407.2	260011 ATE
			←	für Fahrzeuge ohne Klimaanlage; für Automatikgetriebe		11.0101-5407.2	260011 ATE
			←	für Fahrzeuge mit Klimaanlage; für Automatikgetriebe		11.0101-5407.2	260011 ATE
1.2 i 16V	48	03/98→09/00	←	04/98→; für Schaltgetriebe		11.0101-5407.2	260011 ATE
			←	04/98→; für Fahrzeuge ohne Klimaanlage; für Automatikgetriebe		11.0101-5407.2	260011 ATE
			←	04/98→		11.0101-5407.2	260011 ATE
			←	04/98→		11.0101-5407.2	260011 ATE
1.4 i	40	03/93→09/00	←	für Schaltgetriebe		11.0101-5407.2	260011 ATE
1.4 i	44	03/93→09/00					
1.4 i 16V	63	08/97→09/00	←			11.0101-5407.2	260011 ATE
			←	für Fahrzeuge mit Klimaanlage; für Automatikgetriebe		11.0101-5407.2	260011 ATE
			←	für Fahrzeuge ohne Klimaanlage; für Automatikgetriebe		11.0101-5407.2	260011 ATE
1.6 GSI 16V	80	03/93→09/00	←	09/93→		11.0101-5407.2	260011 ATE
↓							

	kW			 	! #		
<b>OPEL - CORSA B (73_, 78_, 79_) 03/93→12/02</b>							
<b>Führungsbolzen, Bremsattel</b>							
1.0 i 12V	40	11/96→09/00	←			11.8171-0008.1	990049 ATE
1.4 i 16V	66	09/94→09/00					
1.4 i 16V	67	09/94→09/00					
1.4 Si	60	03/93→09/00					
1.5 D	37	03/93→09/00					
1.5 TD	49	03/93→09/00					
1.6 i 16V	74	08/97→09/00					
1.6 i 16V	78	09/94→09/00					
1.7 D	44	02/96→09/00					
1.2 i	33	03/93→09/00	←	für Schaltgetriebe		11.8171-0008.1	990049 ATE
			←	für Fahrzeuge ohne Klimaanlage; für Automatikgetriebe		11.8171-0008.1	990049 ATE
			←	für Fahrzeuge mit Klimaanlage; für Automatikgetriebe		11.8171-0008.1	990049 ATE
1.2 i 16V	48	03/98→09/00	←	04/98→		11.8171-0008.1	990049 ATE
			←	04/98→; für Fahrzeuge ohne Klimaanlage; für Automatikgetriebe		11.8171-0008.1	990049 ATE
			←	04/98→		11.8171-0008.1	990049 ATE
			←	04/98→; für Schaltgetriebe		11.8171-0008.1	990049 ATE
1.4 i	40	03/93→09/00	←	für Schaltgetriebe		11.8171-0008.1	990049 ATE
1.4 i	44	03/93→09/00					
1.4 i 16V	63	08/97→09/00	←			11.8171-0008.1	990049 ATE
			←	für Fahrzeuge mit Klimaanlage; für Automatikgetriebe		11.8171-0008.1	990049 ATE
			←	für Fahrzeuge ohne Klimaanlage; für Automatikgetriebe		11.8171-0008.1	990049 ATE
1.6 GSI 16V	80	03/93→09/00	←	09/93→		11.8171-0008.1	990049 ATE
<b>Dichtungssatz, Bremsattel</b>							
1.0 i 12V	40	11/96→09/00	←			11.0441-4811.2	250024 ATE
1.4 i 16V	66	09/94→09/00					
1.4 i 16V	67	09/94→09/00					
1.4 Si	60	03/93→09/00					
1.5 D	37	03/93→09/00					
1.5 TD	49	03/93→09/00					
1.6 i 16V	74	08/97→09/00					
1.6 i 16V	78	09/94→09/00					
1.7 D	44	02/96→09/00					
1.2 i	33	03/93→09/00	←	für Schaltgetriebe		11.0441-4811.2	250024 ATE
			←	für Fahrzeuge ohne Klimaanlage; für Automatikgetriebe		11.0441-4811.2	250024 ATE
			←	für Fahrzeuge mit Klimaanlage; für Automatikgetriebe		11.0441-4811.2	250024 ATE
1.2 i 16V	48	03/98→09/00	←	04/98→; für Schaltgetriebe		11.0441-4811.2	250024 ATE
			←	04/98→; für Fahrzeuge ohne Klimaanlage; für Automatikgetriebe		11.0441-4811.2	250024 ATE
			←	04/98→		11.0441-4811.2	250024 ATE
			←	04/98→		11.0441-4811.2	250024 ATE
1.4 i	40	03/93→09/00	←	für Schaltgetriebe		11.0441-4811.2	250024 ATE
1.4 i	44	03/93→09/00					
1.4 i 16V	63	08/97→09/00	←			11.0441-4811.2	250024 ATE
			←	für Fahrzeuge mit Klimaanlage; für Automatikgetriebe		11.0441-4811.2	250024 ATE
			←	für Fahrzeuge ohne Klimaanlage; für Automatikgetriebe		11.0441-4811.2	250024 ATE
1.6 GSI 16V	80	03/93→09/00	←	09/93→		11.0441-4811.2	250024 ATE
<b>Bremsschlauch</b>							
1.0 i 12V	40	11/96→09/00	←		2	24.5231-0320.3	330496 L= 320
1.2 i	33	03/93→09/00					
1.4 i	40	03/93→09/00	→		2	24.5233-0200.3	330425 L= 198
1.4 i	44	03/93→09/00					
1.4 i 16V	63	08/97→09/00					
1.4 i 16V	66	09/94→09/00					
1.4 i 16V	67	09/94→09/00					
1.4 Si	60	03/93→09/00					
1.5 D	37	03/93→09/00					
1.5 TD	49	03/93→09/00					
1.6 i 16V	74	08/97→09/00					
1.6 i 16V	78	09/94→09/00					
1.7 D	44	02/96→09/00					
1.2 i 16V	48	03/98→09/00	←	04/98→	2	24.5231-0320.3	330496 L= 320
↓							

	kW					! #		
<b>OPEL - CORSA B (73_, 78_, 79_) 03/93→12/02</b>								
 <b>Bremsschlauch</b>								
1.2 i 16V	48	03/98→09/00	➡	04/98→		2	24.5233-0200.3 330425	L= 198
1.6 GSI 16V	80	03/93→09/00	⬅	09/93→		2	24.5231-0320.3 330496	L= 320
			➡	09/93→		2	24.5233-0200.3 330425	L= 198
<b>OPEL - CORSA B Kasten (73_) 08/99→09/00</b>								
 <b>Bremssattel</b>								
1.4 i	44	08/99→09/00	⬅				11.9481-9871.2 220681	ATE Ø 48 - Halter
			⬅				11.9481-9872.2 220682	ATE Ø 48 - Halter
1.7 D	44	08/99→09/00	⬅				24.3481-1733.5 240213	ATE Ø 48 - Halter
			⬅				24.3481-1734.5 240214	ATE Ø 48 - Halter
<b>Feder, Bremssattel</b>								
1.4 i	44	08/99→09/00	⬅			2	11.8116-0129.1 390591	ATE
1.7 D	44	08/99→09/00						
<b>Führungshülzensatz, Bremssattel</b>								
1.4 i	44	08/99→09/00	⬅				11.0101-5407.2 260011	ATE
1.7 D	44	08/99→09/00						
<b>Führungsbolzen, Bremssattel</b>								
1.4 i	44	08/99→09/00	⬅				11.8171-0008.1 990049	ATE
1.7 D	44	08/99→09/00						
<b>Dichtungssatz, Bremssattel</b>								
1.4 i	44	08/99→09/00	⬅				11.0441-4811.2 250024	ATE
1.7 D	44	08/99→09/00						
 <b>Bremsschlauch</b>								
1.4 i	44	08/99→09/00	⬅			2	24.5231-0320.3 330496	L= 320
1.7 D	44	08/99→09/00	➡			2	24.5233-0200.3 330425	L= 198
<b>OPEL - CORSA B Kombi (F35) 01/99→12/02</b>								
 <b>Bremssattel</b>								
1.4 i 16V	66	01/99→12/02	⬅	 ; → 09/00			11.9481-9871.2 220681	ATE Ø 48 - Halter
			⬅	 ; → 09/00			11.9481-9872.2 220682	ATE Ø 48 - Halter
1.7 D	44	01/99→12/02	⬅	 ; → 09/00			24.3481-1733.5 240213	ATE Ø 48 - Halter
			⬅	 ; → 09/00			24.3481-1734.5 240214	ATE Ø 48 - Halter
<b>Feder, Bremssattel</b>								
1.4 i 16V	66	01/99→12/02	⬅	→ 09/00		2	11.8116-0129.1 390591	ATE
1.7 D	44	01/99→12/02						
<b>Führungshülzensatz, Bremssattel</b>								
1.4 i 16V	66	01/99→12/02	⬅	→ 09/00			11.0101-5407.2 260011	ATE
1.7 D	44	01/99→12/02						
<b>Führungsbolzen, Bremssattel</b>								
1.4 i 16V	66	01/99→12/02	⬅	→ 09/00			11.8171-0008.1 990049	ATE
1.7 D	44	01/99→12/02						
<b>Dichtungssatz, Bremssattel</b>								
1.4 i 16V	66	01/99→12/02	⬅	→ 09/00			11.0441-4811.2 250024	ATE
1.7 D	44	01/99→12/02						
 <b>Bremsschlauch</b>								
1.4 i 16V	66	01/99→12/02	⬅	→ 09/00		2	24.5231-0320.3 330496	L= 320
1.7 D	44	01/99→12/02	➡	→ 09/00		2	24.5233-0200.3 330425	L= 198
<b>OPEL - CORSA C (F08, F68) 09/00→12/09</b>								
 <b>Bremssattel</b>								
1.0	43	09/00→06/03	⬅	 ; + ABS			24.3481-1765.5 240369	TRW Ø 48 - Halter
			⬅	 ; + ABS			24.3481-1766.5 240370	TRW Ø 48 - Halter
			⬅	 ; - ABS			24.3481-1767.5 240371	TRW Ø 48 - Halter
			⬅	 ; - ABS			24.3481-1768.5 240372	TRW Ø 48 - Halter
1.0	44	06/03→12/09	⬅	 ; + ABS; → 09/06			24.3481-1765.5 240369	TRW Ø 48 - Halter
↓								

	kw			 	! #		
<b>OPEL - CORSA C (F08, F68) 09/00→12/09</b>							
 <b>Bremssattel</b>							
1.2 1.2 Twinport	55 59	09/00→12/09 07/04→12/09	←	☐; + ABS; → 09/06		24.3481-1766.5 240370	TRW Ø 48 - Halter
			←	☐; - ABS; → 09/06		24.3481-1767.5 240371	TRW Ø 48 - Halter
			←	☐; - ABS; → 09/06		24.3481-1768.5 240372	TRW Ø 48 - Halter
1.3 CDTI 1.4 1.4 Twinport 1.7 DTI	51 66 66 55	06/03→12/09 09/00→12/09 06/03→12/09 09/00→12/09	→	☐; → 09/06		24.3347-1713.5 240701	TRW Ø 34 - Halter
			→	☐; → 09/06		24.3347-1714.5 240702	TRW Ø 34 - Halter
1.7 CDTI	74	06/03→12/09	←	☐; → 09/06		11.9571-9824.2 220472	ATE Ø 57 - Halter
			←	☐; → 09/06		24.3571-9824.5 240500	ATE Ø 57 - Halter
			←	☐; → 09/06		24.3571-9823.5 240499	ATE Ø 57 - Halter
			→	☐; → 09/06		24.3347-1713.5 240701	TRW Ø 34 - Halter
			→	☐; → 09/06		24.3347-1714.5 240702	TRW Ø 34 - Halter
1.7 DI	48	09/00→12/09	←	☐; → 09/06		24.3481-1765.5 240369	TRW Ø 48 - Halter
			←	☐; → 09/06		24.3481-1766.5 240370	TRW Ø 48 - Halter
			→	☐; → 09/06		24.3347-1713.5 240701	TRW Ø 34 - Halter
			→	☐; → 09/06		24.3347-1714.5 240702	TRW Ø 34 - Halter
1.8	92	09/00→12/09	→	☐; → 09/06; nicht für Bremssattelfarbe: rot		24.3347-1713.5 240701	TRW Ø 34 - Halter
			→	☐; → 09/06; nicht für Bremssattelfarbe: rot		24.3347-1714.5 240702	TRW Ø 34 - Halter
<b>Feder, Bremssattel</b>							
1.7 CDTI	74	06/03→12/09	←	→ 09/06	2	11.8116-0292.1 390521	ATE
<b>Führungshülzensatz, Bremssattel</b>							
1.7 CDTI	74	06/03→12/09	←	→ 09/06		11.0101-5407.2 260011	ATE
<b>Führungsbolzen, Bremssattel</b>							
1.7 CDTI	74	06/03→12/09		→ 09/06		11.8171-0008.1 990049	ATE
<b>Dichtungssatz, Bremssattel</b>							
1.7 CDTI	74	06/03→12/09	←	→ 09/06		11.0441-5704.2 250034	ATE
 <b>Bremsschlauch</b>							
1.0	43	09/00→06/03	←		2	24.5256-0298.3 330756	L= 298
			→		2	24.5240-0195.3 330753	L= 195
1.0 1.2 1.2 Twinport	44 55 59	06/03→12/09 09/00→12/09 07/04→12/09	←	→ 09/06	2	24.5256-0298.3 330756	L= 298
1.3 CDTI 1.7 CDTI 1.7 DI 1.7 DTI	51 74 48 55	06/03→12/09 06/03→12/09 09/00→12/09 09/00→12/09	→	→ 09/06	2	24.5240-0195.3 330753	L= 195
1.4 1.4 Twinport 1.8	66 66 92	09/00→12/09 06/03→12/09 09/00→12/09	←	→ 09/06	2	24.5256-0298.3 330756	L= 298
<b>OPEL - CORSA C Kasten (F08, W5L) 09/00→</b>							
 <b>Bremssattel</b>							
1.2 1.2 16V	59 55	07/05→ 09/00→	←	☐; + ABS; → 09/06		24.3481-1765.5 240369	TRW Ø 48 - Halter
			←	☐; + ABS; → 09/06		24.3481-1766.5 240370	TRW Ø 48 - Halter
			←	☐; - ABS; → 09/06		24.3481-1767.5 240371	TRW Ø 48 - Halter
			←	☐; - ABS; → 09/06		24.3481-1768.5 240372	TRW Ø 48 - Halter
1.3 CDTI 16V 1.4 1.7 DTI 16V	51 66 55	08/05→ 08/03→ 09/00→	→	☐; → 09/06		24.3347-1713.5 240701	TRW Ø 34 - Halter
			→	☐; → 09/06		24.3347-1714.5 240702	TRW Ø 34 - Halter
1.7 CDTi	74	08/03→	←	☐; → 09/06		11.9571-9824.2 220472	ATE Ø 57 - Halter
			←	☐; → 09/06		24.3571-9824.5 240500	ATE Ø 57 - Halter
			←	☐; → 09/06		24.3571-9823.5 240499	ATE Ø 57 - Halter
			→	☐; → 09/06		24.3347-1713.5 240701	TRW Ø 34 - Halter
			→	☐; → 09/06		24.3347-1714.5 240702	TRW Ø 34 - Halter
1.7 DI 16V	48	09/00→	←	☐; → 09/06		24.3481-1765.5 240369	TRW Ø 48 - Halter
			←	☐; → 09/06		24.3481-1766.5 240370	TRW Ø 48 - Halter
↓							

	kw					! #		
<b>OPEL - CORSA C Kasten (F08, W5L) 09/00→</b>								
 <b>Bremssattel</b>								
1.7 DI 16V	48	09/00→	→	☐; → 09/06		24.3347-1713.5	240701	TRW Ø 34 - Halter
			→	☐; → 09/06		24.3347-1714.5	240702	TRW Ø 34 - Halter
<b>Feder, Bremssattel</b>								
1.7 CDTi	74	08/03→	←	→ 09/06	2	11.8116-0292.1	390521	ATE
<b>Führungshülzensatz, Bremssattel</b>								
1.7 CDTi	74	08/03→	←	→ 09/06		11.0101-5407.2	260011	ATE
<b>Führungsbolzen, Bremssattel</b>								
1.7 CDTi	74	08/03→		→ 09/06		11.8171-0008.1	990049	ATE
<b>Dichtungssatz, Bremssattel</b>								
1.7 CDTi	74	08/03→	←	→ 09/06		11.0441-5704.2	250034	ATE
 <b>Bremsschlauch</b>								
1.2	59	07/05→	←	→ 09/06	2	24.5256-0298.3	330756	L= 298
1.2 16V	55	09/00→						
1.3 CDTI 16V	51	08/05→	→	→ 09/06	2	24.5240-0195.3	330753	L= 195
1.6	71	08/05→						
1.7 CDTi	74	08/03→						
1.7 DI 16V	48	09/00→						
1.7 DTI 16V	55	09/00→						
1.4	66	08/03→	←	→ 09/06	2	24.5256-0298.3	330756	L= 298
<b>OPEL - CORSA D 07/06→</b>								
 <b>Bremssattel</b>								
1.0	44	07/06→	←	☐; 10/06→; V		24.3541-1769.5	240601	BOS Ø 54 - Halter
1.2	59	07/06→						
1.4	66	07/06→	←	☐; 10/06→; V		24.3541-1770.5	240602	BOS Ø 54 - Halter
1.4 LPG	66	07/06→						
1.0	48	01/10→	←	☐; V		24.3541-1769.5	240601	BOS Ø 54 - Halter
1.2	51	06/10→						
1.2	63	06/10→	←	☐; V		24.3541-1770.5	240602	BOS Ø 54 - Halter
1.2 LPG	55	09/09→						
1.2 LPG	59	09/09→						
1.2 LPG	61	06/11→						
1.2 LPG	63	08/11→						
1.4	64	09/09→						
1.4	74	06/10→						
1.4 LPG	64	09/09→						
1.3 CDTI	55	07/06→	←	☐; 10/06→; für Bremsscheibendurchmesser [mm]: 257; V		24.3541-1769.5	240601	BOS Ø 54 - Halter
			←	☐; 10/06→; für Bremsscheibendurchmesser [mm]: 257; V		24.3541-1770.5	240602	BOS Ø 54 - Halter
			←	☐; 10/06→; für Bremsscheibendurchmesser [mm]: 284		24.3541-1829.5	240721	BOS Ø 54 - Halter
			←	☐; 10/06→; für Bremsscheibendurchmesser [mm]: 284		24.3541-1830.5	240722	BOS Ø 54 - Halter
1.3 CDTI	66	07/06→	←	☐; 10/06→		24.3541-1829.5	240721	BOS Ø 54 - Halter
			←	☐; 10/06→		24.3541-1830.5	240722	BOS Ø 54 - Halter
1.3 CDTI	70	06/10→	←	☐; für Bremsscheibendurchmesser [mm]: 257; V		24.3541-1769.5	240601	BOS Ø 54 - Halter
			←	☐; für Bremsscheibendurchmesser [mm]: 257; V		24.3541-1770.5	240602	BOS Ø 54 - Halter
			←	☐; für Bremsscheibendurchmesser [mm]: 284		24.3541-1829.5	240721	BOS Ø 54 - Halter
			←	☐; für Bremsscheibendurchmesser [mm]: 284		24.3541-1830.5	240722	BOS Ø 54 - Halter
1.6 Turbo	110	02/07→	←	☐; 06/07→		11.9571-9824.2	220472	ATE Ø 57 - Halter
						24.3571-9824.5	240500	ATE Ø 57 - Halter
			←	☐; 06/07→		24.3571-9823.5	240499	ATE Ø 57 - Halter
1.6 Turbo	141	02/07→	←	☐; 03/07→		24.3571-9823.5	240499	ATE Ø 57 - Halter
↓								

**OPEL - CORSA D 07/06→**

**Bremssattel**

1.6 Turbo	141	02/07→	←	☐; 03/07→	2	24.3571-9824.5	240500	ATE Ø 57 - Halter
1.6 Turbo	155	06/11→	←	☐	2	24.3571-9823.5	240499	ATE Ø 57 - Halter
			←	☐	2	24.3571-9824.5	240500	ATE Ø 57 - Halter

**Feder, Bremssattel**

1.6 Turbo	110	02/07→	←	06/07→	2	11.8116-0292.1	390521	ATE
1.6 Turbo	141	02/07→		03/07→	2	11.8116-0292.1	390521	ATE
1.6 Turbo	155	06/11→			2	11.8116-0292.1	390521	ATE

**Führungsbolzen, Bremssattel**

1.6 Turbo	110	02/07→		06/07→		11.8171-0008.1	990049	ATE
1.6 Turbo	141	02/07→		03/07→		11.8171-0008.1	990049	ATE
1.6 Turbo	155	06/11→				11.8171-0008.1	990049	ATE

**Dichtungssatz, Bremssattel**

1.6 Turbo	110	02/07→	←	06/07→		11.0441-5704.2	250034	ATE
1.6 Turbo	141	02/07→	←	03/07→		11.0441-5704.2	250034	ATE
1.6 Turbo	155	06/11→	←			11.0441-5704.2	250034	ATE

**Bremsschlauch**



















1.0	44	07/06→	←	10/06→	2	24.5112-0402.3	331297	L= 402
1.2	59	07/06→						
1.3 CDTI	55	07/06→	→	10/06→; Scheibenbremse	2	24.5112-0142.3	331016	L= 142
1.3 CDTI	66	07/06→						
1.4 LPG	66	07/06→						
1.7 CDTI	92	07/06→						
1.0	48	01/10→	←		2	24.5112-0402.3	331297	L= 402
1.2	51	06/10→						
1.2	63	06/10→	→	Scheibenbremse	2	24.5112-0142.3	331016	L= 142
1.2 LPG	55	09/09→						
1.2 LPG	59	09/09→						
1.2 LPG	61	06/11→						
1.2 LPG	63	08/11→						
1.3 CDTI	70	06/10→						
1.4	64	09/09→						
1.4	74	06/10→						
1.4 LPG	64	09/09→						
1.7 CDTI	96	06/10→						
1.4	66	07/06→	←	10/06→	2	24.5112-0402.3	331297	L= 402
			→	10/06→	2	24.5112-0142.3	331016	L= 142
1.4	88	07/12→	→	Scheibenbremse	2	24.5112-0142.3	331016	L= 142
1.6 Turbo	155	06/11→						
1.6 Turbo	110	02/07→	→	06/07→; Scheibenbremse	2	24.5112-0142.3	331016	L= 142
1.6 Turbo	141	02/07→	→	03/07→; Scheibenbremse	2	24.5112-0142.3	331016	L= 142










**OPEL - CORSA D Van 07/06→**








**Bremssattel**











1.0	44	07/06→	←	☐; 10/06→; V	2	24.3541-1769.5	240601	BOS Ø 54 - Halter
			←	☐; 10/06→; V	2	24.3541-1770.5	240602	BOS Ø 54 - Halter
1.0	48	01/10→	←	☐; V	2	24.3541-1769.5	240601	BOS Ø 54 - Halter
1.2	51	06/10→						
1.2	59	07/09→	←	☐; V	2	24.3541-1770.5	240602	BOS Ø 54 - Halter
1.2	63	06/10→						
1.3 CDTI	55	07/06→	←	☐; 10/06→; für Bremsscheibendurchmesser [mm]: 257; V	2	24.3541-1769.5	240601	BOS Ø 54 - Halter
			←	☐; 10/06→; für Bremsscheibendurchmesser [mm]: 257; V	2	24.3541-1770.5	240602	BOS Ø 54 - Halter
			←	☐; 10/06→; für Bremsscheibendurchmesser [mm]: 284	2	24.3541-1829.5	240721	BOS Ø 54 - Halter
			←	☐; 10/06→; für Bremsscheibendurchmesser [mm]: 284	2	24.3541-1830.5	240722	BOS Ø 54 - Halter
1.3 CDTI	66	07/06→	←	☐; 10/06→	2	24.3541-1829.5	240721	BOS Ø 54 - Halter
			←	☐; 10/06→	2	24.3541-1830.5	240722	BOS Ø 54 - Halter



	kw			 	! #		
<b>OPEL - CORSA D Van 07/06→</b>							
 <b>Bremssattel</b>							
1.3 CDTI	70	06/10→	←	 ; für Bremsscheibendurchmesser [mm]: 257; V		24.3541-1769.5 240601	BOS Ø 54 - Halter
			←	 ; für Bremsscheibendurchmesser [mm]: 257; V		24.3541-1770.5 240602	BOS Ø 54 - Halter
			←	 ; für Bremsscheibendurchmesser [mm]: 284		24.3541-1829.5 240721	BOS Ø 54 - Halter
			←	 ; für Bremsscheibendurchmesser [mm]: 284		24.3541-1830.5 240722	BOS Ø 54 - Halter
 <b>Bremsschlauch</b>							
1.0	44	07/06→	←	10/06→	2	24.5112-0402.3 331297	L= 402
1.3 CDTI	55	07/06→	→	10/06→; Scheibenbremse	2	24.5112-0142.3 331016	L= 142
1.3 CDTI	66	07/06→					
1.0	48	01/10→	←		2	24.5112-0402.3 331297	L= 402
1.2	51	06/10→	→	Scheibenbremse	2	24.5112-0142.3 331016	L= 142
1.2	59	07/09→					
1.2	63	06/10→					
1.3 CDTI	70	06/10→					
<b>OPEL - CORSA E 09/14→</b>							
 <b>Bremssattel</b>							
1.0	66	09/14→	←	 ; 11/14→; für Bremsscheibendurchmesser [mm]: 308		11.9571-9824.2 220472	ATE Ø 57 - Halter
1.0	85	09/14→				24.3571-9824.5 240500	ATE Ø 57 - Halter
1.2	51	09/14→					
1.3 CDTI	55	09/14→	←	 ; 11/14→; für Bremsscheibendurchmesser [mm]: 308		24.3571-9823.5 240499	ATE Ø 57 - Halter
1.3 CDTI	70	09/14→					
1.4	55	09/14→					
1.4	66	09/14→					
1.4 Turbo	74	09/14→					
1.4 LPG	64	11/15→	←	 ; für Bremsscheibendurchmesser [mm]: 308		11.9571-9824.2 220472	ATE Ø 57 - Halter
1.4 LPG	66	03/15→				24.3571-9824.5 240500	ATE Ø 57 - Halter
1.4 Turbo	110	03/15→	←	 ; für Bremsscheibendurchmesser [mm]: 308		24.3571-9823.5 240499	ATE Ø 57 - Halter
<b>Feder, Bremssattel</b>							
1.0	66	09/14→		11/14→; für Bremsscheibendurchmesser [mm]: 257	2	11.8116-0264.1 390594	ATE
1.0	85	09/14→					
1.2	51	09/14→					
1.3 CDTI	55	09/14→		11/14→; für Bremsscheibendurchmesser [mm]: 308	2	11.8116-0292.1 390521	ATE
1.3 CDTI	70	09/14→					
1.4	55	09/14→					
1.4	66	09/14→					
1.4 Turbo	74	09/14→					
1.4 LPG	64	11/15→		für Bremsscheibendurchmesser [mm]: 257	2	11.8116-0264.1 390594	ATE
1.4 LPG	66	03/15→					
1.4 Turbo	110	03/15→		für Bremsscheibendurchmesser [mm]: 308	2	11.8116-0292.1 390521	ATE
<b>Führungshülzensatz, Bremssattel</b>							
1.0	66	09/14→	←	11/14→; für Bremsscheibendurchmesser [mm]: 308		11.0101-5407.2 260011	ATE
1.0	85	09/14→					
1.2	51	09/14→					
1.3 CDTI	55	09/14→					
1.3 CDTI	70	09/14→					
1.4	55	09/14→					
1.4	66	09/14→					
1.4 Turbo	74	09/14→					
1.4 LPG	64	11/15→	←	für Bremsscheibendurchmesser [mm]: 308		11.0101-5407.2 260011	ATE
1.4 LPG	66	03/15→					
1.4 Turbo	110	03/15→					
<b>Führungsbolzen, Bremssattel</b>							
1.0	66	09/14→		11/14→; für Bremsscheibendurchmesser [mm]: 308		11.8171-0008.1 990049	ATE
1.0	85	09/14→					
1.2	51	09/14→					
1.3 CDTI	55	09/14→					
1.3 CDTI	70	09/14→					
1.4	55	09/14→					
1.4	66	09/14→					
1.4 Turbo	74	09/14→					
1.4 LPG	64	11/15→		für Bremsscheibendurchmesser [mm]: 308		11.8171-0008.1 990049	ATE
1.4 LPG	66	03/15→					
↓							

	kw			 	! #		
<b>OPEL - CORSA E 09/14→</b>							
<b>Führungsbolzen, Bremsattel</b>							
1.4 Turbo	110	03/15→		für Bremsscheibendurchmesser [mm]: 308		11.8171-0008.1 990049	ATE
<b>Dichtungssatz, Bremsattel</b>							
1.0	66	09/14→	←	11/14→; für Bremsscheibendurchmesser [mm]: 308		11.0441-5704.2 250034	ATE
1.0	85	09/14→					
1.2	51	09/14→					
1.3 CDTI	55	09/14→					
1.3 CDTI	70	09/14→					
1.4	55	09/14→					
1.4	66	09/14→					
1.4 Turbo	74	09/14→					
1.4 LPG	64	11/15→	←	für Bremsscheibendurchmesser [mm]: 308		11.0441-5704.2 250034	ATE
1.4 LPG	66	03/15→					
1.4 Turbo	110	03/15→					
<b> Bremsschlauch</b>							
1.0	66	09/14→	→	am Bremsattel; 11/14→; Scheibenbremse	2	24.5112-0142.3 331016	L= 142
1.0	85	09/14→					
1.2	51	09/14→					
1.3 CDTI	55	09/14→					
1.3 CDTI	70	09/14→					
1.4	55	09/14→					
1.4	66	09/14→					
1.4 Turbo	74	09/14→					
1.4 LPG	64	11/15→	→	am Bremsattel; Scheibenbremse	2	24.5112-0142.3 331016	L= 142
1.4 LPG	66	03/15→					
1.4 Turbo	110	03/15→					
1.6 Turbo	152	03/15→	→	am Bremsattel	2	24.5112-0142.3 331016	L= 142
<b>OPEL - CORSA E Van 09/14→</b>							
<b> Bremsattel</b>							
1.2	51	01/15→	←	☐; für Bremsscheibendurchmesser [mm]: 308		11.9571-9824.2 220472	ATE Ø 57 - Halter
1.3 CDTI	55	01/15→				24.3571-9824.5 240500	ATE Ø 57 - Halter
			←	☐; für Bremsscheibendurchmesser [mm]: 308		24.3571-9823.5 240499	ATE Ø 57 - Halter
1.3 CDTI	70	09/14→	←	☐; 11/14→; für Bremsscheibendurchmesser [mm]: 308		11.9571-9824.2 220472	ATE Ø 57 - Halter
1.4	55	09/14→				24.3571-9824.5 240500	ATE Ø 57 - Halter
1.4	66	09/14→					
			←	☐; 11/14→; für Bremsscheibendurchmesser [mm]: 308		24.3571-9823.5 240499	ATE Ø 57 - Halter
<b>Feder, Bremsattel</b>							
1.2	51	01/15→		für Bremsscheibendurchmesser [mm]: 257	2	11.8116-0264.1 390594	ATE
1.3 CDTI	55	01/15→		für Bremsscheibendurchmesser [mm]: 308	2	11.8116-0292.1 390521	ATE
1.3 CDTI	70	09/14→		11/14→; für Bremsscheibendurchmesser [mm]: 257	2	11.8116-0264.1 390594	ATE
1.4	55	09/14→					
1.4	66	09/14→		11/14→; für Bremsscheibendurchmesser [mm]: 308	2	11.8116-0292.1 390521	ATE
<b>Führungshülzensatz, Bremsattel</b>							
1.2	51	01/15→	←	für Bremsscheibendurchmesser [mm]: 308		11.0101-5407.2 260011	ATE
1.3 CDTI	55	01/15→					
1.3 CDTI	70	09/14→	←	11/14→; für Bremsscheibendurchmesser [mm]: 308		11.0101-5407.2 260011	ATE
1.4	55	09/14→					
1.4	66	09/14→					
<b>Führungsbolzen, Bremsattel</b>							
1.2	51	01/15→		für Bremsscheibendurchmesser [mm]: 308		11.8171-0008.1 990049	ATE
1.3 CDTI	55	01/15→					
1.3 CDTI	70	09/14→		11/14→; für Bremsscheibendurchmesser [mm]: 308		11.8171-0008.1 990049	ATE
1.4	55	09/14→					
1.4	66	09/14→					
<b>Dichtungssatz, Bremsattel</b>							
1.2	51	01/15→	←	für Bremsscheibendurchmesser [mm]: 308		11.0441-5704.2 250034	ATE
1.3 CDTI	55	01/15→					
↓							

	kw			 	! #		
<b>OPEL - CORSA E Van 09/14→</b>							
<b>Dichtungssatz, Bremssattel</b>							
1.3 CDTI 1.4 1.4	70 55 66	09/14→ 09/14→ 09/14→	←	11/14→; für Bremsscheibendurchmesser [mm]: 308		11.0441-5704.2 250034	ATE
<b>Bremsschlauch</b>							
1.2 1.3 CDTI	51 55	01/15→ 01/15→	→	am Bremssattel; Scheibenbremse	2	24.5112-0142.3 331016	L= 142
1.3 CDTI 1.4 1.4	70 55 66	09/14→ 09/14→ 09/14→	→	am Bremssattel; 11/14→; Scheibenbremse	2	24.5112-0142.3 331016	L= 142
<b>OPEL - FRONTERA A (5_MWL4) 03/92→10/98</b>							
<b>Bremssattel</b>							
2.2 i (54MWL4) 2.3 TD (5JMWL4) 2.4 i (53MWL4) 2.5 TDS 2.8 TD (5BMW4)	100 74 92 85 83	03/95→10/98 03/92→10/98 03/92→10/98 09/96→10/98 03/95→10/98	← ← ← → →	☐; SV720103→ ☐; SV720103→ ☐; SV720103→ ☐; SV720103→ ☐; SV720103→		24.3601-1717.5 240391 24.3601-1718.5 240392 24.3411-1701.5 240361 24.3411-1702.5 240362	AKE Ø 60 - Halter AKE Ø 60 - Halter AKE Ø 41 - Halter AKE Ø 41 - Halter
<b>OPEL - FRONTERA A Sport (5_SUD2) 03/92→10/98</b>							
<b>Bremssattel</b>							
2.0 i (52SUD2, 55SUD2) 2.5 TDS 2.8 TD (53SUD2)	85 85 83	03/92→10/98 09/96→10/98 03/95→08/96	← ← → →	☐; SV720103→ ☐; SV720103→ ☐; SV720103→ ☐; SV720103→		24.3601-1717.5 240391 24.3601-1718.5 240392 24.3411-1701.5 240361 24.3411-1702.5 240362	AKE Ø 60 - Halter AKE Ø 60 - Halter AKE Ø 41 - Halter AKE Ø 41 - Halter
<b>OPEL - FRONTERA B (6B_) 10/98→09/02</b>							
<b>Bremssattel</b>							
2.2 DTI 2.2 i (6B_ZC, 6B_VF, 6B_66, 6B_76) 3.2 i (6B1VF, 6B1_6)	88 100 151	09/02→ 10/98→ 10/98→	← ← → →	☐; → 02/04 ☐; → 02/04 ☐; → 02/04 ☐; → 02/04		24.3601-1717.5 240391 24.3601-1718.5 240392 24.3411-1701.5 240361 24.3411-1702.5 240362	AKE Ø 60 - Halter AKE Ø 60 - Halter AKE Ø 41 - Halter AKE Ø 41 - Halter
2.2 DTI (6B_ZC, 6B_VF, 6B_66, 6B_76)	85	10/98→09/02	← ← → →	☐ ☐ ☐ ☐		24.3601-1717.5 240391 24.3601-1718.5 240392 24.3411-1701.5 240361 24.3411-1702.5 240362	AKE Ø 60 - Halter AKE Ø 60 - Halter AKE Ø 41 - Halter AKE Ø 41 - Halter
<b>Bremsschlauch</b>							
2.2 DTI 2.2 i (6B_ZC, 6B_VF, 6B_66, 6B_76) 3.2 i (6B1VF, 6B1_6)	88 100 151	09/02→ 10/98→ 10/98→	← → →	→ 02/04 → 02/04 → 02/04	2 1 2	24.5277-0420.3 330944 24.5278-0335.3 330945 24.5290-0180.3 331028	L= 420 L= 335 L= 180
2.2 DTI (6B_ZC, 6B_VF, 6B_66, 6B_76)	85	10/98→09/02	← → →		2 1 2	24.5277-0420.3 330944 24.5278-0335.3 330945 24.5290-0180.3 331028	L= 420 L= 335 L= 180
<b>OPEL - GT Cabriolet 06/07→</b>							
<b>Bremssattel</b>							
2.0	194	06/07→	→ →	☐; → 07/09 ☐; → 07/09		11.9407-7005.2 220637 11.9407-7006.2 220638	ATE Ø 40 - Halter ATE Ø 40 - Halter
<b>OPEL - INSIGNIA 07/08→</b>							
<b>Bremsschlauch</b>							
1.4	103	04/11→	← ← →	06/11→; + 17+" Rad 06/11→; passend für Felgengröße [Zoll]: 16 / 17 06/11→	2 2 2	24.5176-0464.3 331511 24.5176-0494.3 331447 24.5176-0384.3 331373	L= 464 L= 494 L= 384
1.4 LPG 1.6 1.6 CDTi 1.6 CDTi 1.6 SIDI 1.8 ↓	103 85 88 100 125 103	07/12→ 07/08→ 07/15→ 07/15→ 03/13→ 07/08→	← ← →	+ 17+" Rad passend für Felgengröße [Zoll]: 16 / 17	2 2	24.5176-0464.3 331511 24.5176-0494.3 331447 24.5176-0384.3 331373	L= 464 L= 494 L= 384

	kw			 	! #		
<b>OPEL - INSIGNIA 07/08</b> →							
 <b>Bremsschlauch</b>							
2.0 Biturbo CDTI	140	07/08 →	←	+ 17+" Rad	2	24.5176-0464.3 331511	L= 464
2.0 Biturbo CDTI	143	01/12 →	←	passend für Felgengröße [Zoll]: 16 / 17	2	24.5176-0494.3 331447	L= 494
2.0 Biturbo CDTI 4x4	140	05/09 →					
2.0 Biturbo CDTI 4x4	143	01/12 →	→		2	24.5176-0384.3 331373	L= 384
2.0 CDTI	81	07/08 →					
2.0 CDTI	96	07/08 →					
2.0 CDTI	103	07/13 →					
2.0 CDTI	118	07/08 →					
2.0 CDTI	120	07/13 →					
2.0 CDTI	125	11/14 →					
2.0 CDTI 4x4	118	06/10 →					
2.0 CDTI 4x4	120	07/13 →					
2.0 CDTI 4x4	125	11/14 →					
2.0 E85 Turbo	162	09/10 →					
2.0 Turbo	162	07/08 →					
2.0 Turbo	184	04/14 →					
2.0 Turbo 4x4	162	07/08 →					
2.0 Turbo 4x4	184	09/11 →					
2.8 V6 Turbo 4x4	191	07/08 →					
1.6 Turbo	132	07/08 →					
			←	10/08 →; passend für Felgengröße [Zoll]: 16 / 17	2	24.5176-0494.3 331447	L= 494
			→	10/08 →	2	24.5176-0384.3 331373	L= 384
2.0 CDTI	88	03/12 →	←	03/13 →; + 17+" Rad	2	24.5176-0464.3 331511	L= 464
			←	03/13 →; passend für Felgengröße [Zoll]: 16 / 17	2	24.5176-0494.3 331447	L= 494
			→	03/13 →	2	24.5176-0384.3 331373	L= 384
2.8 V6 Turbo OPC 4x4	239	07/09 →	→		2	24.5176-0384.3 331373	L= 384
<b>OPEL - INSIGNIA Caravan 07/08</b> →							
 <b>Bremsschlauch</b>							
1.4	103	09/11 →	←	+ 17+" Rad	2	24.5176-0464.3 331511	L= 464
1.4 LPG	103	07/12 →	←	passend für Felgengröße [Zoll]: 16 / 17	2	24.5176-0494.3 331447	L= 494
1.6	85	07/08 →					
1.6 CDTi	88	07/15 →	→		2	24.5176-0384.3 331373	L= 384
1.6 CDTi	100	07/15 →					
1.6 SIDI	125	03/13 →					
1.6 Turbo	132	01/09 →					
1.8	103	07/08 →					
2.0 Biturbo CDTI	140	07/08 →					
2.0 Biturbo CDTI	143	01/12 →					
2.0 Biturbo CDTI 4x4	140	07/08 →					
2.0 Biturbo CDTI 4x4	143	01/12 →					
2.0 CDTI	81	07/08 →					
2.0 CDTI	96	07/08 →					
2.0 CDTI	103	07/13 →					
2.0 CDTI	118	07/08 →					
2.0 CDTI	120	07/13 →					
2.0 CDTI	125	11/14 →					
2.0 CDTI 4x4	118	06/10 →					
2.0 CDTI 4x4	120	07/13 →					
2.0 CDTI 4x4	125	11/14 →					
2.0 E85 Turbo	162	09/10 →					
2.0 Turbo	162	07/08 →					
2.0 Turbo	184	04/14 →					
2.0 Turbo 4x4	162	07/08 →					
2.0 Turbo 4x4	184	09/11 →					
2.0 CDTI	88	03/12 →	←	03/13 →; + 17+" Rad	2	24.5176-0464.3 331511	L= 464
			←	03/13 →; passend für Felgengröße [Zoll]: 16 / 17	2	24.5176-0494.3 331447	L= 494
			→	03/13 →	2	24.5176-0384.3 331373	L= 384
2.8 V6 Turbo 4x4	191	10/08 →	→		2	24.5176-0384.3 331373	L= 384
2.8 V6 Turbo OPC 4x4	239	07/09 →					
<b>OPEL - INSIGNIA Stufenheck 07/08</b> →							
 <b>Bremsschlauch</b>							
1.4	103	04/11 →	←	06/11 →; + 17+" Rad	2	24.5176-0464.3 331511	L= 464
			←	06/11 →; passend für Felgengröße [Zoll]: 16 / 17	2	24.5176-0494.3 331447	L= 494
			→	06/11 →	2	24.5176-0384.3 331373	L= 384
1.4 LPG	103	07/12 →	←	+ 17+" Rad	2	24.5176-0464.3 331511	L= 464
1.6	85	07/08 →					
1.6 CDTi	88	07/15 →					
1.6 CDTi	100	07/15 →					
1.6 SIDI	125	03/13 →	→		2	24.5176-0384.3 331373	L= 384

### OPEL - INSIGNIA Stufenheck 07/08→

#### Bremsschlauch

1.6 Turbo 1.8	132 103	01/09→ 07/08→	←	+ 17+" Rad	2	24.5176-0464.3	331511	L= 464
2.0 Biturbo CDTI	140	07/08→	←	passend für Felgengröße [Zoll]: 16 / 17	2	24.5176-0494.3	331447	L= 494
2.0 Biturbo CDTI	143	01/12→	→		2	24.5176-0384.3	331373	L= 384
2.0 Biturbo CDTI 4x4	140	07/08→						
2.0 Biturbo CDTI 4x4	143	01/12→						
2.0 CDTI	81	07/08→						
2.0 CDTI	96	07/08→						
2.0 CDTI	103	07/13→						
2.0 CDTI	118	07/08→						
2.0 CDTI	120	07/13→						
2.0 CDTI	125	11/14→						
2.0 CDTI 4x4	118	06/10→						
2.0 CDTI 4x4	120	07/13→						
2.0 CDTI 4x4	125	11/14→						
2.0 Turbo	162	07/08→						
2.0 Turbo	184	04/14→						
2.0 Turbo 4x4	162	07/08→						
2.0 Turbo 4x4	184	09/11→						
2.0 Turbo E85	162	07/08→						
2.8 V6 Turbo 4x4	191	07/08→						
2.0 CDTI	88	03/12→	←	03/13→; + 17+" Rad	2	24.5176-0464.3	331511	L= 464
			←	03/13→; passend für Felgengröße [Zoll]: 16 / 17	2	24.5176-0494.3	331447	L= 494
			→	03/13→	2	24.5176-0384.3	331373	L= 384
2.8 V6 Turbo OPC 4x4	239	07/09→	→		2	24.5176-0384.3	331373	L= 384








### OPEL - MERIVA 05/03→05/10








#### Bremssattel














1.3 CDTI	51	04/05→05/10	←			11.9571-9824.2	220472	ATE Ø 57 - Halter
1.3 CDTI	55	09/03→05/10				24.3571-9824.5	240500	ATE Ø 57 - Halter
1.6	77	01/06→05/10	←			24.3571-9823.5	240499	ATE Ø 57 - Halter
1.7 CDTI	92	09/06→05/10	→			24.3387-1701.5	240826	TRW Ø 38 - Halter
			→			24.3387-1702.5	240827	TRW Ø 38 - Halter
1.4 16V Twinport	66	07/04→05/10	←	☐; Felge Lochzahl: 5		11.9571-9824.2	220472	ATE Ø 57 - Halter
1.4 16V Twinport LPG	66	07/04→05/10				24.3571-9824.5	240500	ATE Ø 57 - Halter
			←	☐; Felge Lochzahl: 5		24.3571-9823.5	240499	ATE Ø 57 - Halter
			→	☐; Felge Lochzahl: 4		24.3367-1707.7	220669	TRW Ø 36 - Halter
			→	☐; Felge Lochzahl: 4		24.3367-1708.7	220670	TRW Ø 36 - Halter
			→	☐; Felge Lochzahl: 5		24.3387-1701.5	240826	TRW Ø 38 - Halter
			→	☐; Felge Lochzahl: 5		24.3387-1702.5	240827	TRW Ø 38 - Halter
1.6	64	05/03→05/10	→	☐; 44000001→		24.3367-1707.7	220669	TRW Ø 36 - Halter
			→	☐; 44000001→		24.3367-1708.7	220670	TRW Ø 36 - Halter
			→	☐; → 34999999		24.3367-1713.7	220779	TRW Ø 36 - Halter
			→	☐; → 34999999		24.3367-1714.7	220780	TRW Ø 36 - Halter
1.6 16V	74	05/03→01/06	←	☐		11.9571-9824.2	220472	ATE Ø 57 - Halter
1.7 CDTI	74	09/03→05/10				24.3571-9824.5	240500	ATE Ø 57 - Halter
1.7 DTI	55	09/03→05/10	←	☐		24.3571-9823.5	240499	ATE Ø 57 - Halter
1.8	92	05/03→05/10	→	☐; → 34999999		24.3384-1753.7	220633	TRW Ø 38 - Halter
			→	☐; → 34999999		24.3384-1754.7	220634	TRW Ø 38 - Halter
			→	☐; 44000001→		24.3387-1701.5	240826	TRW Ø 38 - Halter
			→	☐; 44000001→		24.3387-1702.5	240827	TRW Ø 38 - Halter
1.6 Turbo	132	09/05→05/10	←	☐		24.3571-9823.5	240499	ATE Ø 57 - Halter
			←	☐		24.3571-9824.5	240500	ATE Ø 57 - Halter

#### Feder, Bremssattel












1.3 CDTI	51	04/05→05/10	←		2	11.8116-0292.1	390521	ATE
1.3 CDTI	55	09/03→05/10						
1.6	77	01/06→05/10						
1.6 16V	74	05/03→01/06						
1.7 CDTI	74	09/03→05/10						
1.7 CDTI	92	09/06→05/10						
1.7 DTI	55	09/03→05/10						
1.8	92	05/03→05/10						
1.4 16V Twinport	66	07/04→05/10	←	Felge Lochzahl: 5	2	11.8116-0292.1	390521	ATE
1.4 16V Twinport LPG	66	07/04→05/10						












	kw			 	! #		
<b>OPEL - MERIVA 05/03→05/10</b>							
<b>Führungshülzensatz, Bremssattel</b>							
1.3 CDTI	51	04/05→05/10	←			11.0101-5407.2	260011 ATE
1.3 CDTI	55	09/03→05/10					
1.6	77	01/06→05/10					
1.6 16V	74	05/03→01/06					
1.7 CDTI	74	09/03→05/10					
1.7 CDTI	92	09/06→05/10					
1.7 DTI	55	09/03→05/10					
1.8	92	05/03→05/10					
1.4 16V Twinport	66	07/04→05/10	←	Felge Lochzahl: 5		11.0101-5407.2	260011 ATE
1.4 16V Twinport LPG	66	07/04→05/10					
<b>Führungsbolzen, Bremssattel</b>							
1.3 CDTI	51	04/05→05/10				11.8171-0008.1	990049 ATE
1.3 CDTI	55	09/03→05/10					
1.6	77	01/06→05/10					
1.6 16V	74	05/03→01/06					
1.7 CDTI	74	09/03→05/10					
1.7 CDTI	92	09/06→05/10					
1.7 DTI	55	09/03→05/10					
1.8	92	05/03→05/10					
1.4 16V Twinport	66	07/04→05/10		Felge Lochzahl: 5		11.8171-0008.1	990049 ATE
1.4 16V Twinport LPG	66	07/04→05/10					
<b>Dichtungssatz, Bremssattel</b>							
1.3 CDTI	51	04/05→05/10	←			11.0441-5704.2	250034 ATE
1.3 CDTI	55	09/03→05/10					
1.6	77	01/06→05/10					
1.6 16V	74	05/03→01/06					
1.7 CDTI	74	09/03→05/10					
1.7 CDTI	92	09/06→05/10					
1.7 DTI	55	09/03→05/10					
1.8	92	05/03→05/10					
1.4 16V Twinport	66	07/04→05/10	←	Felge Lochzahl: 5		11.0441-5704.2	250034 ATE
1.4 16V Twinport LPG	66	07/04→05/10					
<b>Bremsschlauch</b>							
1.3 CDTI	51	04/05→05/10	←		2	24.5256-0318.3	331426 L= 329
1.3 CDTI	55	09/03→05/10	→	☐		24.5157-0218.3	331095 L= 219 L2= 185 mit Rohrleitung
1.4 16V Twinport	66	07/04→05/10	→	☐			
1.4 16V Twinport LPG	66	07/04→05/10	→	☐		24.5157-0219.3	331096 L= 219 L2= 185 mit Rohrleitung
1.6	64	05/03→05/10					
1.6	77	01/06→05/10					
1.6 16V	74	05/03→01/06					
1.7 CDTI	74	09/03→05/10					
1.7 CDTI	92	09/06→05/10					
1.7 DTI	55	09/03→05/10					
1.8	92	05/03→05/10					
1.6 Turbo	132	09/05→05/10	→	☐		24.5157-0218.3	331095 L= 219 L2= 185 mit Rohrleitung
			→	☐		24.5157-0219.3	331096 L= 219 L2= 185 mit Rohrleitung
<b>OPEL - MERIVA B 06/10→</b>							
<b>Bremssattel</b>							
1.3 CDTI	55	06/10→	←	☐		11.9571-9824.2	220472 ATE Ø 57 - Halter
1.3 CDTI	70	06/10→				24.3571-9824.5	240500 ATE Ø 57 - Halter
1.4	74	06/10→					
1.4	88	06/10→	←	☐		24.3571-9823.5	240499 ATE Ø 57 - Halter
1.4	103	06/10→	→	☐		24.3384-1775.5	240711 TRW Ø 38 - Halter
1.4 LPG	88	06/11→	→	☐			
1.6 CDTi	100	08/13→	→	☐		24.3384-1776.5	240712 TRW Ø 38 - Halter
1.6 CDTI	81	03/14→					
1.7 CDTI	74	06/10→					
1.7 CDTI	81	06/10→					
1.7 CDTI	96	06/10→					
1.6 CDTI	70	01/14→	←	☐; 03/14→		11.9571-9824.2	220472 ATE Ø 57 - Halter
						24.3571-9824.5	240500 ATE Ø 57 - Halter
			←	☐; 03/14→		24.3571-9823.5	240499 ATE Ø 57 - Halter
			→	☐; 03/14→		24.3384-1775.5	240711 TRW Ø 38 - Halter
			→	☐; 03/14→		24.3384-1776.5	240712 TRW Ø 38 - Halter
<b>Halter, Bremssattel</b>							
1.4	103	06/10→	←			11.8170-0758.1	260120 ATE
1.6 CDTi	100	08/13→					
1.6 CDTI	81	03/14→					
1.7 CDTI	74	06/10→					
1.7 CDTI	81	06/10→					
1.7 CDTI	96	06/10→					
↓							











	kW			 	! #		
<b>OPEL - MERIVA B 06/10</b> →							
<b>Halter, Bremssattel</b>							
1.6 CDTI	70	01/14 →	←	03/14 →		11.8170-0758.1 260120	ATE
<b>Feder, Bremssattel</b>							
1.3 CDTI	55	06/10 →			2	11.8116-0292.1 390521	ATE
1.3 CDTI	70	06/10 →					
1.4	74	06/10 →					
1.4	88	06/10 →					
1.4	103	06/10 →					
1.4 LPG	88	06/11 →					
1.6 CDTi	100	08/13 →					
1.6 CDTI	81	03/14 →					
1.7 CDTI	74	06/10 →					
1.7 CDTI	81	06/10 →					
1.7 CDTI	96	06/10 →					
1.6 CDTI	70	01/14 →		03/14 →	2	11.8116-0292.1 390521	ATE
<b>Führungshülzensatz, Bremssattel</b>							
1.3 CDTI	55	06/10 →	←			11.0101-5407.2 260011	ATE
1.3 CDTI	70	06/10 →					
1.4	74	06/10 →					
1.4	88	06/10 →					
1.4	103	06/10 →					
1.4 LPG	88	06/11 →					
1.6 CDTi	100	08/13 →					
1.6 CDTI	81	03/14 →					
1.7 CDTI	74	06/10 →					
1.7 CDTI	81	06/10 →					
1.7 CDTI	96	06/10 →					
1.6 CDTI	70	01/14 →	←	03/14 →		11.0101-5407.2 260011	ATE
<b>Führungsbolzen, Bremssattel</b>							
1.3 CDTI	55	06/10 →				11.8171-0008.1 990049	ATE
1.3 CDTI	70	06/10 →					
1.4	74	06/10 →					
1.4	88	06/10 →					
1.4	103	06/10 →					
1.4 LPG	88	06/11 →					
1.6 CDTi	100	08/13 →					
1.6 CDTI	81	03/14 →					
1.7 CDTI	74	06/10 →					
1.7 CDTI	81	06/10 →					
1.7 CDTI	96	06/10 →					
1.6 CDTI	70	01/14 →		03/14 →		11.8171-0008.1 990049	ATE
<b>Dichtungssatz, Bremssattel</b>							
1.3 CDTI	55	06/10 →	←			11.0441-5704.2 250034	ATE
1.3 CDTI	70	06/10 →					
1.4	74	06/10 →					
1.4	88	06/10 →					
1.4	103	06/10 →					
1.4 LPG	88	06/11 →					
1.6 CDTi	100	08/13 →					
1.6 CDTI	81	03/14 →					
1.7 CDTI	74	06/10 →					
1.7 CDTI	81	06/10 →					
1.7 CDTI	96	06/10 →					
1.6 CDTI	70	01/14 →	←	03/14 →		11.0441-5704.2 250034	ATE
<b>Bremsschlauch</b>							
1.3 CDTI	55	06/10 →	←		2	24.5241-0429.3 331381	L= 429
1.3 CDTI	70	06/10 →	→	☐		24.5157-0218.3 331095	L= 219 L2= 185 mit Rohrleitung
1.4	74	06/10 →	→	☐		24.5157-0219.3 331096	L= 219 L2= 185 mit Rohrleitung
1.4	88	06/10 →					
1.4	103	06/10 →					
1.4 LPG	88	06/11 →					
1.6 CDTi	100	08/13 →					
1.6 CDTI	81	03/14 →					
1.7 CDTI	74	06/10 →					
1.7 CDTI	81	06/10 →					
1.7 CDTI	96	06/10 →					
1.6 CDTI	70	01/14 →	←	03/14 →	2	24.5241-0429.3 331381	L= 429
			→	☐; 03/14 →		24.5157-0218.3 331095	L= 219 L2= 185 mit Rohrleitung
			→	☐; 03/14 →		24.5157-0219.3 331096	L= 219 L2= 185 mit Rohrleitung










	kw			 	! #			
<b>OPEL - MOKKA / MOKKA X 06/12→</b>								
 <b>Bremssattel</b>								
1.4	103	04/13→	←	<input type="checkbox"/>		11.9601-2601.2	220913	ATE Ø 60 - Halter
1.4 4x4	103	06/12→	←	<input type="checkbox"/>		11.9601-2602.2	220914	ATE Ø 60 - Halter
1.4 4x4	112	06/16→	←	<input type="checkbox"/>				
1.4 LPG	103	04/13→	→	<input type="checkbox"/>		11.9382-7003.2	220891	ATE Ø 38 - Halter
1.6	85	06/12→	→	<input type="checkbox"/>				
1.6 CDTI	81	06/15→	→	<input type="checkbox"/>		11.9382-7004.2	220892	ATE Ø 38 - Halter
1.6 CDTI	100	01/15→						
1.6 CDTI 4x4	100	01/15→						
1.7 CDTI	96	06/12→						
1.7 CDTI 4x4	96	06/12→						
1.8	103	01/13→						
1.8 4x4	103	01/13→						
<b>Zubehörsatz, Bremssattel</b>								
1.4	103	04/13→				11.0103-0001.2	250156	ATE
1.4 4x4	103	06/12→			08.2012→	11.0103-0002.2	250157	ATE
1.4 4x4	112	06/16→						
1.4 LPG	103	04/13→						
1.6	85	06/12→						
1.6 CDTI	81	06/15→						
1.6 CDTI	100	01/15→						
1.6 CDTI 4x4	100	01/15→						
1.7 CDTI	96	06/12→						
1.7 CDTI 4x4	96	06/12→						
1.8	103	01/13→						
1.8 4x4	103	01/13→						
<b>OPEL - MONTEREY A (UBS_) 09/91→07/98</b>								
 <b>Bremssattel</b>								
3.1 TD (UBS69_)	84	09/91→07/98	←	<input type="checkbox"/>		24.3601-1717.5	240391	AKE Ø 60 - Halter
3.2 (UBS25_)	130	06/92→07/98	←	<input type="checkbox"/>		24.3601-1718.5	240392	AKE Ø 60 - Halter
			→	<input type="checkbox"/>		24.3411-1701.5	240361	AKE Ø 41 - Halter
			→	<input type="checkbox"/>		24.3411-1702.5	240362	AKE Ø 41 - Halter
<b>OPEL - MONTEREY B 07/98→08/99</b>								
 <b>Bremssattel</b>								
3.0 DTI	117	07/98→08/99	←	<input type="checkbox"/>		24.3601-1717.5	240391	AKE Ø 60 - Halter
3.5 V6 24V	158	07/98→08/99	←	<input type="checkbox"/>		24.3601-1718.5	240392	AKE Ø 60 - Halter
			→	<input type="checkbox"/>		24.3411-1701.5	240361	AKE Ø 41 - Halter
			→	<input type="checkbox"/>		24.3411-1702.5	240362	AKE Ø 41 - Halter
<b>OPEL - MOVANO B Bus 12/10→</b>								
 <b>Bremsschlauch</b>								
2.3 CDTI	74	12/10→	→		2	24.5111-0595.3	331495	L= 595
2.3 CDTI	81	05/14→						
2.3 CDTI	92	12/10→						
2.3 CDTI	100	05/14→						
2.3 CDTI	107	12/10→						
2.3 CDTI	110	01/13→						
2.3 CDTI	120	05/14→						
2.3 CDTI	125	07/15→						
<b>OPEL - MOVANO B Kasten 05/10→</b>								
 <b>Bremsschlauch</b>								
2.3 CDTI FWD	74	05/10→	→		2	24.5111-0595.3	331495	L= 595
2.3 CDTI FWD	92	05/10→						
2.3 CDTI FWD	96	11/16→						
2.3 CDTI FWD	100	05/14→						
2.3 CDTI FWD	107	05/10→						
2.3 CDTI FWD	110	01/13→						
2.3 CDTI FWD	120	05/14→						
2.3 CDTI FWD	125	11/16→						
2.3 CDTI FWD	81	02/12→	→	05/14→	2	24.5111-0595.3	331495	L= 595
<b>OPEL - MOVANO B Pritsche/Fahrgestell 05/10→</b>								
 <b>Bremsschlauch</b>								
2.3 CDTI FWD	74	05/10→	→		2	24.5111-0595.3	331495	L= 595
2.3 CDTI FWD	81	05/14→						
2.3 CDTI FWD	92	05/10→						
2.3 CDTI FWD	96	11/16→						
2.3 CDTI FWD	100	05/14→						
2.3 CDTI FWD	107	05/10→						
↓								

















	kw					! #			
<b>OPEL - MOVANO B Pritsche/Fahrgestell 05/10→</b>									
 <b>Bremsschlauch</b>									
2.3 CDTI FWD	110	01/13→	→			2	24.5111-0595.3	331495	L= 595
2.3 CDTI FWD	120	05/14→							
2.3 CDTI FWD	125	11/16→							
<b>OPEL - MOVANO Combi (J9) 07/98→</b>									
 <b>Bremssattel</b>									
1.9 DTI	59	09/00→10/01	→	☐			24.3424-1701.5	240561	BOS Ø 42 - Halter
2.5 D	59	07/98→09/00							
2.8 DTI	84	07/98→10/01	→	☐			24.3424-1702.5	240562	BOS Ø 42 - Halter
1.9 DTI	60	10/01→	→	☐; → 01/10			24.3424-1701.5	240561	BOS Ø 42 - Halter
2.2 DTI	66	09/00→							
2.5 CDTI	74	09/07→	→	☐; → 01/10			24.3424-1702.5	240562	BOS Ø 42 - Halter
2.5 DTI	84	10/01→							
3.0 DTi	100	10/03→							
2.5 CDTI	73	10/03→12/06	→	☐; 09/06→			24.3424-1701.5	240561	BOS Ø 42 - Halter
			→	☐; 09/06→			24.3424-1702.5	240562	BOS Ø 42 - Halter
2.5 CDTI	88	08/06→	→	☐; 09/06→ 01/10			24.3424-1701.5	240561	BOS Ø 42 - Halter
2.5 CDTI	107	08/06→	→	☐; 09/06→ 01/10			24.3424-1702.5	240562	BOS Ø 42 - Halter
 <b>Bremsschlauch</b>									
1.9 DTI	59	09/00→10/01		☐; für Fahrzeuge mit Scheibenbremse an der Hinterachse		2	24.5134-0457.3	330752	L= 457
2.5 D	59	07/98→09/00							
2.8 DTI	84	07/98→10/01		☐; für Fahrzeuge mit Scheibenbremse an der Hinterachse		2	24.5134-0468.3	330704	L= 468
				☐; für Fahrzeuge mit Trommelbremse an der Hinterachse		2	24.5134-0518.3	330705	L= 518
				☐; für Fahrzeuge mit Trommelbremse an der Hinterachse		2	24.5134-0562.3	330706	L= 568
			→	am Bremssattel		2	24.5111-0326.3	330766	L= 326
1.9 DTI	60	10/01→		☐; → 08/03; für Fahrzeuge mit Scheibenbremse an der Hinterachse		2	24.5134-0457.3	330752	L= 457
2.2 DTI	66	09/00→							
2.5 DTI	84	10/01→		☐; → 08/03; für Fahrzeuge mit Scheibenbremse an der Hinterachse		2	24.5134-0468.3	330704	L= 468
				☐; → 08/03; für Fahrzeuge mit Trommelbremse an der Hinterachse		2	24.5134-0518.3	330705	L= 518
				☐; → 08/03; für Fahrzeuge mit Trommelbremse an der Hinterachse		2	24.5134-0562.3	330706	L= 568
			←	09/03→ 08/06		2	24.5111-0510.3	330819	L= 510
			→	am Bremssattel; → 08/03		2	24.5111-0326.3	330766	L= 326
			→	☐; 09/03→ 01/10			24.5251-0465.3	330822	L= 465
			→	☐; 09/03→ 01/10			24.5258-0450.3	330824	L= 450
2.5 CDTI	73	10/03→12/06	→	☐; 09/06→			24.5251-0465.3	330822	L= 465
			→	☐; 09/06→			24.5258-0450.3	330824	L= 450
2.5 CDTI	74	09/07→	→	☐; → 01/10			24.5251-0465.3	330822	L= 465
			→	☐; → 01/10			24.5258-0450.3	330824	L= 450
2.5 CDTI	88	08/06→	→	☐; 09/06→ 01/10			24.5251-0465.3	330822	L= 465
2.5 CDTI	107	08/06→	→	☐; 09/06→ 01/10			24.5258-0450.3	330824	L= 450
3.0 DTi	100	10/03→	←	→ 08/06		2	24.5111-0510.3	330819	L= 510
			→	☐; → 01/10			24.5251-0465.3	330822	L= 465
			→	☐; → 01/10			24.5258-0450.3	330824	L= 450
<b>OPEL - MOVANO Kasten (F9) 01/99→</b>									
 <b>Bremssattel</b>									
1.9 DTI	59	09/00→10/01	→	☐			24.3424-1701.5	240561	BOS Ø 42 - Halter
2.5 D	59	01/99→09/00							
2.8 DTI	84	01/99→10/01	→	☐			24.3424-1702.5	240562	BOS Ø 42 - Halter
1.9 DTI	60	10/01→	→	☐; → 01/10			24.3424-1701.5	240561	BOS Ø 42 - Halter
2.2 DTI	66	09/00→							
2.5 DTI	73	10/03→	→	☐; → 01/10			24.3424-1702.5	240562	BOS Ø 42 - Halter
↓									








	kw			 	! #		
<b>OPEL - MOVANO Kasten (F9) 01/99→</b>							
 <b>Bremssattel</b>							
2.5 DTI 3.0 DTI	84 100	10/01→ 10/03→	➔	☐; → 01/10		24.3424-1701.5 240561	BOS Ø 42 - Halter
			➔	☐; → 01/10		24.3424-1702.5 240562	BOS Ø 42 - Halter
2.5 CDTI 2.5 CDTI 2.5 CDTI	74 88 107	10/03→ 10/03→ 10/03→	➔	☐; 09/06→ 01/10		24.3424-1701.5 240561	BOS Ø 42 - Halter
			➔	☐; 09/06→ 01/10		24.3424-1702.5 240562	BOS Ø 42 - Halter
 <b>Bremsschlauch</b>							
1.9 DTI 2.5 D 2.8 DTI	59 59 84	09/00→10/01 01/99→09/00 01/99→10/01		☒; für Fahrzeuge mit Scheibenbremse an der Hinterachse	2	24.5134-0457.3 330752	L= 457
				☑; für Fahrzeuge mit Scheibenbremse an der Hinterachse	2	24.5134-0468.3 330704	L= 468
				☒; für Fahrzeuge mit Trommelbremse an der Hinterachse	2	24.5134-0518.3 330705	L= 518
				☑; für Fahrzeuge mit Trommelbremse an der Hinterachse	2	24.5134-0562.3 330706	L= 568
			➔	am Bremssattel	2	24.5111-0326.3 330766	L= 326
1.9 DTI 2.2 DTI 2.5 DTI	60 66 84	10/01→ 09/00→ 10/01→		☒; → 08/03; für Fahrzeuge mit Scheibenbremse an der Hinterachse	2	24.5134-0457.3 330752	L= 457
				☑; → 08/03; für Fahrzeuge mit Scheibenbremse an der Hinterachse	2	24.5134-0468.3 330704	L= 468
				☒; → 08/03; für Fahrzeuge mit Trommelbremse an der Hinterachse	2	24.5134-0518.3 330705	L= 518
				☑; → 08/03; für Fahrzeuge mit Trommelbremse an der Hinterachse	2	24.5134-0562.3 330706	L= 568
			←	09/03→ 08/06	2	24.5111-0510.3 330819	L= 510
			➔	am Bremssattel; → 08/03	2	24.5111-0326.3 330766	L= 326
			➔	☐; 09/03→ 01/10		24.5251-0465.3 330822	L= 465
			➔	☐; 09/03→ 01/10		24.5258-0450.3 330824	L= 450
2.5 CDTI 2.5 CDTI 2.5 CDTI	74 88 107	10/03→ 10/03→ 10/03→	➔	☐; 09/06→ 01/10		24.5251-0465.3 330822	L= 465
			➔	☐; 09/06→ 01/10		24.5258-0450.3 330824	L= 450
2.5 DTI 3.0 DTI	73 100	10/03→ 10/03→	←	→ 08/06	2	24.5111-0510.3 330819	L= 510
			➔	☐; → 01/10		24.5251-0465.3 330822	L= 465
			➔	☐; → 01/10		24.5258-0450.3 330824	L= 450
<b>OPEL - MOVANO Kipper (H9) 01/99→</b>							
 <b>Bremssattel</b>							
2.2 DTI 2.5 DTI 2.5 DTI 3.0 DTI	66 73 84 100	09/00→ 10/03→ 10/01→ 10/03→	➔	☐; → 01/10		24.3424-1701.5 240561	BOS Ø 42 - Halter
			➔	☐; → 01/10		24.3424-1702.5 240562	BOS Ø 42 - Halter
2.5 CDTI 2.5 CDTI 2.5 CDTI	74 88 107	08/06→ 08/06→ 08/06→	➔	☐; 09/06→ 01/10		24.3424-1701.5 240561	BOS Ø 42 - Halter
			➔	☐; 09/06→ 01/10		24.3424-1702.5 240562	BOS Ø 42 - Halter
2.5 D 2.8 DTI	59 84	01/99→09/00 01/99→10/01	➔	☐		24.3424-1701.5 240561	BOS Ø 42 - Halter
			➔	☐		24.3424-1702.5 240562	BOS Ø 42 - Halter
 <b>Bremsschlauch</b>							
2.2 DTI 2.5 DTI	66 84	09/00→ 10/01→		☒; → 08/03; für Fahrzeuge mit Scheibenbremse an der Hinterachse	2	24.5134-0457.3 330752	L= 457
				☑; → 08/03; für Fahrzeuge mit Scheibenbremse an der Hinterachse	2	24.5134-0468.3 330704	L= 468
				☒; → 08/03; für Fahrzeuge mit Trommelbremse an der Hinterachse	2	24.5134-0518.3 330705	L= 518
				☑; → 08/03; für Fahrzeuge mit Trommelbremse an der Hinterachse	2	24.5134-0562.3 330706	L= 568
			←	09/03→ 08/06	2	24.5111-0510.3 330819	L= 510









	kw			 	! #		
<b>OPEL - MOVANO Kipper (H9) 01/99→</b>							
 <b>Bremsschlauch</b>							
2.2 DTI 2.5 DTI	66 84	09/00→ 10/01→	➔	am Bremsattel; → 08/03	2	24.5111-0326.3 330766	L= 326
			➔	☐; 09/03→ 01/10		24.5251-0465.3 330822	L= 465
			➔	☐; 09/03→ 01/10		24.5258-0450.3 330824	L= 450
2.5 CDTI 2.5 CDTI 2.5 CDTI	74 88 107	08/06→ 08/06→ 08/06→	➔	☐; 09/06→ 01/10		24.5251-0465.3 330822	L= 465
			➔	☐; 09/06→ 01/10		24.5258-0450.3 330824	L= 450
2.5 D 2.8 DTI	59 84	01/99→09/00 01/99→10/01	☐	für Fahrzeuge mit Scheibenbremse an der Hinterachse	2	24.5134-0457.3 330752	L= 457
			☐	für Fahrzeuge mit Scheibenbremse an der Hinterachse	2	24.5134-0468.3 330704	L= 468
			☐	für Fahrzeuge mit Trommelbremse an der Hinterachse	2	24.5134-0518.3 330705	L= 518
			☐	für Fahrzeuge mit Trommelbremse an der Hinterachse	2	24.5134-0562.3 330706	L= 568
			➔	am Bremsattel	2	24.5111-0326.3 330766	L= 326
2.5 DTI 3.0 DTI	73 100	10/03→ 10/03→	➔	→ 08/06	2	24.5111-0510.3 330819	L= 510
			➔	☐; → 01/10		24.5251-0465.3 330822	L= 465
			➔	☐; → 01/10		24.5258-0450.3 330824	L= 450
<b>OPEL - MOVANO Pritsche/Fahrgestell (U9, E9) 07/98→</b>							
 <b>Bremsattel</b>							
2.2 DTI 2.5 DTi 2.5 DTI 3.0 DTI	66 73 84 100	09/00→ 10/03→ 10/01→ 10/03→	➔	☐; → 01/10		24.3424-1701.5 240561	BOS Ø 42 - Halter
			➔	☐; → 01/10		24.3424-1702.5 240562	BOS Ø 42 - Halter
2.5 CDTI 2.5 CDTI 2.5 CDTI	74 88 107	08/06→ 08/06→ 08/06→	➔	☐; 09/06→ 01/10		24.3424-1701.5 240561	BOS Ø 42 - Halter
			➔	☐; 09/06→ 01/10		24.3424-1702.5 240562	BOS Ø 42 - Halter
2.5 D 2.8 DTI	59 84	07/98→09/00 07/98→10/01	☐			24.3424-1701.5 240561	BOS Ø 42 - Halter
			☐			24.3424-1702.5 240562	BOS Ø 42 - Halter
 <b>Bremsschlauch</b>							
2.2 DTI 2.5 DTI	66 84	09/00→ 10/01→	☐	→ 08/03; für Fahrzeuge mit Scheibenbremse an der Hinterachse	2	24.5134-0457.3 330752	L= 457
			☐	→ 08/03; für Fahrzeuge mit Scheibenbremse an der Hinterachse	2	24.5134-0468.3 330704	L= 468
			☐	→ 08/03; für Fahrzeuge mit Trommelbremse an der Hinterachse	2	24.5134-0518.3 330705	L= 518
			☐	→ 08/03; für Fahrzeuge mit Trommelbremse an der Hinterachse	2	24.5134-0562.3 330706	L= 568
			➔	09/03→ 08/06	2	24.5111-0510.3 330819	L= 510
			➔	am Bremsattel; → 08/03	2	24.5111-0326.3 330766	L= 326
			➔	☐; 09/03→ 01/10		24.5251-0465.3 330822	L= 465
			➔	☐; 09/03→ 01/10		24.5258-0450.3 330824	L= 450
2.5 CDTI 2.5 CDTI 2.5 CDTI	74 88 107	08/06→ 08/06→ 08/06→	➔	☐; 09/06→ 01/10		24.5251-0465.3 330822	L= 465
			➔	☐; 09/06→ 01/10		24.5258-0450.3 330824	L= 450
2.5 D 2.8 DTI	59 84	07/98→09/00 07/98→10/01	☐	für Fahrzeuge mit Scheibenbremse an der Hinterachse	2	24.5134-0457.3 330752	L= 457
			☐	für Fahrzeuge mit Scheibenbremse an der Hinterachse	2	24.5134-0468.3 330704	L= 468
			☐	für Fahrzeuge mit Trommelbremse an der Hinterachse	2	24.5134-0518.3 330705	L= 518
			☐	für Fahrzeuge mit Trommelbremse an der Hinterachse	2	24.5134-0562.3 330706	L= 568
			➔	am Bremsattel	2	24.5111-0326.3 330766	L= 326
2.5 DTi	73	10/03→	➔	→ 08/06	2	24.5111-0510.3 330819	L= 510
↓							

	kW			 	! #		
<b>OPEL - MOVANO Pritsche/Fahrgestell (U9, E9) 07/98→</b>							
 <b>Bremsschlauch</b>							
3.0 DTI	100	10/03→	➡	☐; → 01/10		24.5251-0465.3 330822	L= 465
			➡	☐; → 01/10		24.5258-0450.3 330824	L= 450
<b>OPEL - OMEGA B (25_, 26_, 27_) 03/94→07/03</b>							
 <b>Bremssattel</b>							
2.0	85	03/94→09/99	←	☐; W1000001→		24.3571-1705.5 240069	TRW Ø 57 - Halter
2.0	90	05/94→05/99	←	☐; W1000001→		24.3571-1706.5 240070	TRW Ø 57 - Halter
2.0 16V	100	03/94→09/99	➡	☐		13.2401-0039.2 210153	ATE Ø 40
			➡	☐		24.9240-0039.5 230055	ATE Ø 40
			➡	☐		13.2401-0040.2 210154	ATE Ø 40
			➡	☐		24.9240-0040.5 230056	ATE Ø 40
			➡	☐; V		13.2421-0043.2 210193	ATE Ø 42
			➡	☐; V		13.2421-0044.2 210194	ATE Ø 42
2.0	85	03/94→12/00	←	☐; W1000001→; → 09/99		24.3571-1705.5 240069	TRW Ø 57 - Halter
			←	☐; W1000001→; → 09/99		24.3571-1706.5 240070	TRW Ø 57 - Halter
			➡	☐; → 09/99		13.2401-0039.2 210153	ATE Ø 40
			➡	☐; → 09/99		24.9240-0039.5 230055	ATE Ø 40
			➡	☐; → 09/99		13.2401-0040.2 210154	ATE Ø 40
			➡	☐; → 09/99		24.9240-0040.5 230056	ATE Ø 40
			➡	☐; → 09/99; V		13.2421-0043.2 210193	ATE Ø 42
			➡	☐; → 09/99; V		13.2421-0044.2 210194	ATE Ø 42
2.0 DTI 16V	74	09/97→09/00	←	☐; → 08/00		24.3571-1705.5 240069	TRW Ø 57 - Halter
			←	☐; → 08/00		24.3571-1706.5 240070	TRW Ø 57 - Halter
			➡	☐; → 08/00		13.2401-0039.2 210153	ATE Ø 40
			➡	☐; → 08/00		24.9240-0039.5 230055	ATE Ø 40
			➡	☐; → 08/00		13.2401-0040.2 210154	ATE Ø 40
			➡	☐; → 08/00		24.9240-0040.5 230056	ATE Ø 40
			➡	☐; → 08/00; V		13.2421-0043.2 210193	ATE Ø 42
			➡	☐; → 08/00; V		13.2421-0044.2 210194	ATE Ø 42
2.2 16V	106	09/99→07/03	←	☐; 10/99→		24.3571-1705.5 240069	TRW Ø 57 - Halter
			←	☐; 10/99→		24.3571-1706.5 240070	TRW Ø 57 - Halter
			➡	☐; 10/99→		13.2401-0039.2 210153	ATE Ø 40
			➡	☐; 10/99→		24.9240-0039.5 230055	ATE Ø 40
			➡	☐; 10/99→		13.2401-0040.2 210154	ATE Ø 40
			➡	☐; 10/99→		24.9240-0040.5 230056	ATE Ø 40
			➡	☐; 10/99→; V		13.2421-0043.2 210193	ATE Ø 42
			➡	☐; 10/99→; V		13.2421-0044.2 210194	ATE Ø 42
2.2 DTI 16V	81	09/00→07/03	←	☐		24.3571-1705.5 240069	TRW Ø 57 - Halter
2.2 DTI 16V	86	01/01→07/03	←	☐		24.3571-1706.5 240070	TRW Ø 57 - Halter
2.2 DTI 16V	88	09/00→07/03	←	☐		24.3571-1706.5 240070	TRW Ø 57 - Halter
2.5 D	96	05/94→05/99	➡	☐		13.2401-0039.2 210153	ATE Ø 40
2.5 DTI	110	09/01→07/03	➡	☐		24.9240-0039.5 230055	ATE Ø 40
2.5 TD	96	04/94→07/03	➡	☐		13.2401-0040.2 210154	ATE Ø 40
2.5 V6	125	03/94→09/00	➡	☐		24.9240-0040.5 230056	ATE Ø 40
2.6 V6	132	09/00→07/03	➡	☐; V		13.2421-0043.2 210193	ATE Ø 42
3.2 V6	160	02/01→07/03	➡	☐; V		13.2421-0044.2 210194	ATE Ø 42
3.0 V6	155	04/94→02/01	←	☐; → 01/01		24.3571-1705.5 240069	TRW Ø 57 - Halter
			←	☐; → 01/01		24.3571-1706.5 240070	TRW Ø 57 - Halter
			➡	☐; → 01/01		13.2401-0039.2 210153	ATE Ø 40
			➡	☐; → 01/01		24.9240-0039.5 230055	ATE Ø 40
			➡	☐; → 01/01		13.2401-0040.2 210154	ATE Ø 40
			➡	☐; → 01/01		24.9240-0040.5 230056	ATE Ø 40
			➡	☐; → 01/01; V		13.2421-0043.2 210193	ATE Ø 42
			➡	☐; → 01/01; V		13.2421-0044.2 210194	ATE Ø 42
<b>Feder, Bremssattel</b>							
2.0	85	03/94→09/99	←	→ V1999999;	2	11.8116-0292.1 390521	ATE
2.0	85	03/94→12/00		nicht für Sonderfahrzeuge / nicht für Poli-			
2.0	90	05/94→05/99		zeifahrzeuge			
↓							








	kW			 	! #		
<b>OPEL - OMEGA B (25_, 26_, 27_) 03/94→07/03</b>							
<b>Feder, Bremssattel</b>							
2.0 16V	100	03/94→09/99	←	→ V1999999; nicht für Sonderfahrzeuge / nicht für Polizeifahrzeuge	2	11.8116-0292.1 390521	ATE
<b>Führungshülzensatz, Bremssattel</b>							
2.0	85	03/94→09/99	←	→ V1999999; nicht für Sonderfahrzeuge / nicht für Polizeifahrzeuge		11.0101-5407.2 260011	ATE
2.0	85	03/94→12/00					
2.0	90	05/94→05/99					
2.0 16V	100	03/94→09/99					
<b>Führungsbolzen, Bremssattel</b>							
2.0	85	03/94→09/99	←	→ V1999999; nicht für Sonderfahrzeuge / nicht für Polizeifahrzeuge		11.8171-0008.1 990049	ATE
2.0	85	03/94→12/00					
2.0	90	05/94→05/99					
2.0 16V	100	03/94→09/99					
<b>Dichtungssatz, Bremssattel</b>							
2.0	85	03/94→09/99	→	V		13.0441-4022.2 250149	ATE
2.0	90	05/94→05/99					
2.0 16V	100	03/94→09/99	→				
2.2 DTI 16V	81	09/00→07/03					
2.2 DTI 16V	86	01/01→07/03					
2.2 DTI 16V	88	09/00→07/03					
2.5 D	96	05/94→05/99					
2.5 DTI	110	09/01→07/03					
2.5 TD	96	04/94→07/03					
2.5 V6	125	03/94→09/00					
2.6 V6	132	09/00→07/03					
3.2 V6	160	02/01→07/03					
2.0	85	03/94→12/00	→	→ 09/99		13.0441-4022.2 250149	ATE
			→	→ 09/99; V		13.0441-4216.2 250093	ATE
2.0 DTI 16V	74	09/97→09/00	→	→ 08/00		13.0441-4022.2 250149	ATE
			→	→ 08/00; V		13.0441-4216.2 250093	ATE
2.2 16V	106	09/99→07/03	→	10/99→		13.0441-4022.2 250149	ATE
			→	10/99→; V		13.0441-4216.2 250093	ATE
3.0 V6	155	04/94→02/01	→	→ 01/01		13.0441-4022.2 250149	ATE
			→	→ 01/01; V		13.0441-4216.2 250093	ATE
<b>Zubehörsatz, Bremssattel</b>							
2.0	85	03/94→09/99	←	W1000001→		24.0101-3401.2 260043	TRW
2.0	90	05/94→05/99					
2.0 16V	100	03/94→09/99					
2.0	85	03/94→12/00	←	W1000001→; → 09/99		24.0101-3401.2 260043	TRW
2.0 DTI 16V	74	09/97→09/00	←	→ 08/00		24.0101-3401.2 260043	TRW
2.2 16V	106	09/99→07/03	←	10/99→		24.0101-3401.2 260043	TRW
2.2 DTI 16V	81	09/00→07/03	←			24.0101-3401.2 260043	TRW
2.2 DTI 16V	86	01/01→07/03					
2.2 DTI 16V	88	09/00→07/03					
2.5 D	96	05/94→05/99					
2.5 DTI	110	09/01→07/03					
2.5 TD	96	04/94→07/03					
2.5 V6	125	03/94→09/00					
2.6 V6	132	09/00→07/03					
3.2 V6	160	02/01→07/03					
3.0 V6	155	04/94→02/01	←	→ 01/01		24.0101-3401.2 260043	TRW
<b>Bremsschlauch</b>							
2.0	85	03/94→09/99	←		2	83.7216-0404.3 330374	L= 400
2.0	90	05/94→05/99					
2.0 16V	100	03/94→09/99	→		2	24.5233-0200.3 330425	L= 198
2.2 DTI 16V	81	09/00→07/03					
2.2 DTI 16V	86	01/01→07/03					
2.2 DTI 16V	88	09/00→07/03					
2.5 D	96	05/94→05/99					
2.5 DTI	110	09/01→07/03					
2.5 TD	96	04/94→07/03					
2.5 V6	125	03/94→09/00					
2.6 V6	132	09/00→07/03					
3.2 V6	160	02/01→07/03					
2.0	85	03/94→12/00	←	→ 09/99	2	83.7216-0404.3 330374	L= 400
			→	→ 09/99	2	24.5233-0200.3 330425	L= 198
2.0 DTI 16V	74	09/97→09/00	←	→ 08/00	2	83.7216-0404.3 330374	L= 400
↓							








	kw			 	! #		
<b>OPEL - OMEGA B (25_, 26_, 27_) 03/94→07/03</b>							
<b>Bremsschlauch</b>							
2.0 DTI 16V	74	09/97→09/00	➔	→ 08/00	2	24.5233-0200.3 330425	L= 198
2.2 16V	106	09/99→07/03	➔	10/99→	2	83.7216-0404.3 330374	L= 400
			➔	10/99→	2	24.5233-0200.3 330425	L= 198
3.0 V6	155	04/94→02/01	➔	→ 01/01	2	83.7216-0404.3 330374	L= 400
			➔	→ 01/01	2	24.5233-0200.3 330425	L= 198
<b>OPEL - OMEGA B Caravan (21_, 22_, 23_) 03/94→07/03</b>							
<b>Bremssattel</b>							
2.0 2.0 2.0 16V	85 90 100	03/94→09/99 05/94→05/99 03/94→09/99	➔	☐; W1000001→		24.3571-1705.5 240069	TRW Ø 57 - Halter
			➔	☐; W1000001→		24.3571-1706.5 240070	TRW Ø 57 - Halter
			➔	☐		13.2401-0039.2 210153	ATE Ø 40
			➔	☐		24.9240-0039.5 230055	ATE Ø 40
			➔	☐		13.2401-0040.2 210154	ATE Ø 40
			➔	☐; V		24.9240-0040.5 230056	ATE Ø 40
			➔	☐; V		13.2421-0043.2 210193	ATE Ø 42
2.0 DTI 16V	74	09/97→09/00	➔	☐; → 08/00		24.3571-1705.5 240069	TRW Ø 57 - Halter
			➔	☐; → 08/00		24.3571-1706.5 240070	TRW Ø 57 - Halter
			➔	☐; → 08/00		13.2401-0039.2 210153	ATE Ø 40
			➔	☐; → 08/00		24.9240-0039.5 230055	ATE Ø 40
			➔	☐; → 08/00		13.2401-0040.2 210154	ATE Ø 40
			➔	☐; → 08/00; V		24.9240-0040.5 230056	ATE Ø 40
			➔	☐; → 08/00; V		13.2421-0043.2 210193	ATE Ø 42
2.2 16V	106	09/99→07/03	➔	☐; 10/99→		24.3571-1705.5 240069	TRW Ø 57 - Halter
			➔	☐; 10/99→		24.3571-1706.5 240070	TRW Ø 57 - Halter
			➔	☐; 10/99→		13.2401-0039.2 210153	ATE Ø 40
			➔	☐; 10/99→		24.9240-0039.5 230055	ATE Ø 40
			➔	☐; 10/99→		13.2401-0040.2 210154	ATE Ø 40
			➔	☐; 10/99→; V		24.9240-0040.5 230056	ATE Ø 40
			➔	☐; 10/99→; V		13.2421-0043.2 210193	ATE Ø 42
2.2 DTI 16V 2.2 DTI 16V 2.5 DTI 2.5 TD 2.5 V6 2.6 V6 3.2 V6	81 88 110 96 125 132 160	09/00→07/03 09/00→07/03 09/01→07/03 04/94→07/01 03/94→09/00 09/00→07/03 02/01→07/03	➔	☐		24.3571-1705.5 240069	TRW Ø 57 - Halter
			➔	☐		24.3571-1706.5 240070	TRW Ø 57 - Halter
			➔	☐		13.2401-0039.2 210153	ATE Ø 40
			➔	☐		24.9240-0039.5 230055	ATE Ø 40
			➔	☐		13.2401-0040.2 210154	ATE Ø 40
			➔	☐		24.9240-0040.5 230056	ATE Ø 40
			➔	☐; V		13.2421-0043.2 210193	ATE Ø 42
3.0 V6	155	04/94→02/01	➔	☐; → 01/01		24.3571-1705.5 240069	TRW Ø 57 - Halter
			➔	☐; → 01/01		24.3571-1706.5 240070	TRW Ø 57 - Halter
			➔	☐; → 01/01		13.2401-0039.2 210153	ATE Ø 40
			➔	☐; → 01/01		24.9240-0039.5 230055	ATE Ø 40
			➔	☐; → 01/01		13.2401-0040.2 210154	ATE Ø 40
			➔	☐; → 01/01; V		24.9240-0040.5 230056	ATE Ø 40
			➔	☐; → 01/01; V		13.2421-0043.2 210193	ATE Ø 42
<b>Feder, Bremssattel</b>							
2.0 2.0 2.0 16V	85 90 100	03/94→09/99 05/94→05/99 03/94→09/99	➔	→ V1999999; nicht für Sonderfahrzeuge / nicht für Polizei- fahrzeuge	2	11.8116-0292.1 390521	ATE
<b>Führungshülzensatz, Bremssattel</b>							
2.0 2.0 2.0 16V ↓	85 90 100	03/94→09/99 05/94→05/99 03/94→09/99	➔	→ V1999999; nicht für Sonderfahrzeuge / nicht für Polizei- fahrzeuge		11.0101-5407.2 260011	ATE

	kW					! #					
<b>OPEL - OMEGA B Caravan (21_, 22_, 23_) 03/94→07/03</b>											
<b>Führungsbolzen, Bremsattel</b>											
2.0	85	03/94→09/99	←	→ V1999999;		11.8171-0008.1	990049	ATE			
2.0	90	05/94→05/99		nicht für Sonderfahrzeuge / nicht für Polizei-fahrzeuge							
2.0 16V	100	03/94→09/99									
<b>Dichtungssatz, Bremsattel</b>											
2.0	85	03/94→09/99	→			13.0441-4022.2	250149	ATE			
2.0	90	05/94→05/99									
2.0 16V	100	03/94→09/99	→	V					13.0441-4216.2	250093	ATE
2.2 DTI 16V	81	09/00→07/03									
2.2 DTI 16V	88	09/00→07/03									
2.5 DTI	110	09/01→07/03									
2.5 TD	96	04/94→07/01									
2.5 V6	125	03/94→09/00									
2.6 V6	132	09/00→07/03									
3.2 V6	160	02/01→07/03									
2.0 DTI 16V	74	09/97→09/00	→	→ 08/00		13.0441-4022.2	250149	ATE			
			→	→ 08/00; V					13.0441-4216.2	250093	ATE
2.2 16V	106	09/99→07/03	→	10/99→		13.0441-4022.2	250149	ATE			
			→	10/99→; V					13.0441-4216.2	250093	ATE
3.0 V6	155	04/94→02/01	→	→ 01/01		13.0441-4022.2	250149	ATE			
			→	→ 01/01; V					13.0441-4216.2	250093	ATE
<b>Zubehörsatz, Bremsattel</b>											
2.0	85	03/94→09/99	←	W1000001→		24.0101-3401.2	260043	TRW			
2.0	90	05/94→05/99									
2.0 16V	100	03/94→09/99									
2.0 DTI 16V	74	09/97→09/00	←	→ 08/00		24.0101-3401.2	260043	TRW			
2.2 16V	106	09/99→07/03	←	10/99→							
2.2 DTI 16V	81	09/00→07/03	←			24.0101-3401.2	260043	TRW			
2.2 DTI 16V	88	09/00→07/03									
2.5 DTI	110	09/01→07/03									
2.5 TD	96	04/94→07/01									
2.5 V6	125	03/94→09/00									
2.6 V6	132	09/00→07/03									
3.2 V6	160	02/01→07/03									
3.0 V6	155	04/94→02/01	←	→ 01/01							
<b>Bremsschlauch</b>											
2.0	85	03/94→09/99	←		2	83.7216-0404.3	330374	L= 400			
2.0	90	05/94→05/99									
2.0 16V	100	03/94→09/99	→		2				24.5233-0200.3	330425	L= 198
2.2 DTI 16V	81	09/00→07/03									
2.2 DTI 16V	88	09/00→07/03									
2.5 DTI	110	09/01→07/03									
2.5 TD	96	04/94→07/01									
2.5 V6	125	03/94→09/00									
2.6 V6	132	09/00→07/03									
3.2 V6	160	02/01→07/03									
2.0 DTI 16V	74	09/97→09/00	←	→ 08/00	2	83.7216-0404.3	330374	L= 400			
			→	→ 08/00	2				24.5233-0200.3	330425	L= 198
2.2 16V	106	09/99→07/03	←	10/99→	2	83.7216-0404.3	330374	L= 400			
			→	10/99→	2				24.5233-0200.3	330425	L= 198
3.0 V6	155	04/94→02/01	←	→ 01/01	2	83.7216-0404.3	330374	L= 400			
			→	→ 01/01	2				24.5233-0200.3	330425	L= 198
<b>OPEL - SIGNUM 05/03→</b>											
<b>Bremssattel</b>											
1.8	90	05/03→	←	☐; 51066207→; → 05/08;		11.9571-9779.2	220657	ATE Ø 57 - Halter			
1.9 CDTI	88	04/04→		für Fahrzeuge mit Sportfahrwerk							
1.9 CDTI	110	04/04→	←	☐; 51066207→; → 05/08;		11.9571-9780.2	220658	ATE Ø 57 - Halter			
2.2 direct	114	05/03→		für Fahrzeuge mit Sportfahrwerk							
2.2 DTI	92	05/03→	←	☐; → 05/08;		11.9571-9781.2	220659	ATE Ø 57 - Halter			
2.2 DTI 16V	86	05/03→06/08		für Fahrzeuge ohne Sportfahrwerk;							
			→	nur paarweise austauschen		11.9407-7001.2	220573	ATE Ø 40 - Halter			
			→	☐; → 41085480							
			→	☐; → 41085480							
			→	☐; → 41085480; V							
			→	☐; → 41085480; V							
						11.9407-7002.2	220574	ATE Ø 40 - Halter			
						11.9407-7003.2	220835	ATE Ø 40 - Halter			
						11.9407-7004.2	220836	ATE Ø 40 - Halter			








	kw			 	! #		
<b>OPEL - SIGNUM 05/03→</b>							
 <b>Bremssattel</b>							
1.8	90	05/03→	➡	☐; 41085481→; → 05/08		11.9407-7005.2 220637	ATE Ø 40 - Halter
1.9 CDTI	88	04/04→	➡	☐; 41085481→; → 05/08		11.9407-7006.2 220638	ATE Ø 40 - Halter
1.9 CDTI	110	04/04→	➡	☐; 41085481→; → 05/08; V		11.9407-7007.2 220867	ATE Ø 40 - Halter
2.2 direct	114	05/03→	➡	☐; 41085481→; → 05/08; V		11.9407-7008.2 220868	ATE Ø 40 - Halter
2.2 DTI	92	05/03→	➡	☐; 41085481→; → 05/08; V		11.9407-7005.2 220637	ATE Ø 40 - Halter
2.2 DTI 16V	86	05/03→06/08	➡	☐; 41085481→; → 05/08; V		11.9407-7006.2 220638	ATE Ø 40 - Halter
1.8	103	09/05→	⬅	☐; → 05/08; für Polizeifahrzeuge		11.9571-9779.2 220657	ATE Ø 57 - Halter
1.9 CDTI	74	08/05→	⬅	☐; → 05/08; für Polizeifahrzeuge		11.9571-9780.2 220658	ATE Ø 57 - Halter
			⬅	☐; → 05/08; nicht für Polizeifahrzeuge; nur paarweise austauschen		11.9571-9781.2 220659	ATE Ø 57 - Halter
			➡	☐; → 05/08		11.9407-7005.2 220637	ATE Ø 40 - Halter
			➡	☐; → 05/08		11.9407-7006.2 220638	ATE Ø 40 - Halter
2.0 DTI	74	05/03→	⬅	☐; → 05/08; für Fahrzeuge ohne Sportfahrwerk; nur paarweise austauschen		11.9571-9781.2 220659	ATE Ø 57 - Halter
			➡	☐; → 41085480		11.9407-7001.2 220573	ATE Ø 40 - Halter
			➡	☐; → 41085480		11.9407-7002.2 220574	ATE Ø 40 - Halter
			➡	☐; → 41085480; V		11.9407-7003.2 220835	ATE Ø 40 - Halter
			➡	☐; → 41085480; V		11.9407-7004.2 220836	ATE Ø 40 - Halter
			➡	☐; 41085481→; → 05/08		11.9407-7005.2 220637	ATE Ø 40 - Halter
			➡	☐; 41085481→; → 05/08		11.9407-7006.2 220638	ATE Ø 40 - Halter
			➡	☐; 41085481→; → 05/08; V		11.9407-7007.2 220867	ATE Ø 40 - Halter
			➡	☐; 41085481→; → 05/08; V		11.9407-7008.2 220868	ATE Ø 40 - Halter
2.0 Turbo	129	05/03→	⬅	☐; 51066207→; → 05/08		11.9571-9779.2 220657	ATE Ø 57 - Halter
			⬅	☐; 51066207→; → 05/08		11.9571-9780.2 220658	ATE Ø 57 - Halter
			➡	☐; → 41085480; V		11.9407-7003.2 220835	ATE Ø 40 - Halter
			➡	☐; → 41085480; V		11.9407-7004.2 220836	ATE Ø 40 - Halter
			➡	☐; 41085481→; → 05/08; V		11.9407-7007.2 220867	ATE Ø 40 - Halter
			➡	☐; 41085481→; → 05/08; V		11.9407-7008.2 220868	ATE Ø 40 - Halter
2.8 V6 Turbo	169	09/05→	⬅	☐; → 05/08		11.9606-9971.2 220589	ATE Ø 60 - Halter
3.0 V6 CDTI	135	09/05→	⬅	☐; → 05/08		11.9606-9972.2 220590	ATE Ø 60 - Halter
			➡	☐; → 05/08; V		11.9407-7007.2 220867	ATE Ø 40 - Halter
			➡	☐; → 05/08; V		11.9407-7008.2 220868	ATE Ø 40 - Halter
2.8 V6 Turbo	184	01/06→	⬅	☐; 03/06→ 05/08		11.9606-9971.2 220589	ATE Ø 60 - Halter
			⬅	☐; 03/06→ 05/08		11.9606-9972.2 220590	ATE Ø 60 - Halter
			➡	☐; 03/06→ 05/08; V		11.9407-7007.2 220867	ATE Ø 40 - Halter
			➡	☐; 03/06→ 05/08; V		11.9407-7008.2 220868	ATE Ø 40 - Halter
3.0 V6 CDTI	130	05/03→	⬅	☐; 31068239→ 51999999		11.9606-9971.2 220589	ATE Ø 60 - Halter
3.2 V6	155	05/03→	⬅	☐; 31068239→ 51999999		11.9606-9972.2 220590	ATE Ø 60 - Halter
			➡	☐; → 41085480; V		11.9407-7003.2 220835	ATE Ø 40 - Halter
			➡	☐; → 41085480; V		11.9407-7004.2 220836	ATE Ø 40 - Halter
			➡	☐; 41085481→; → 05/08; V		11.9407-7007.2 220867	ATE Ø 40 - Halter
			➡	☐; 41085481→; → 05/08; V		11.9407-7008.2 220868	ATE Ø 40 - Halter
<b>Bremssattelachssatz</b>							
1.8	90	05/03→	⬅	→ 51066206; für Fahrzeuge mit Sportfahrwerk	2	11.0530-0004.2 220933	ATE Ø 57 - Halter
1.9 CDTI	88	04/04→					
1.9 CDTI	110	04/04→					
2.2 direct	114	05/03→					
2.2 DTI	92	05/03→					
2.2 DTI 16V	86	05/03→06/08					
2.0 Turbo	129	05/03→	⬅	→ 51066206	2	11.0530-0004.2 220933	ATE Ø 57 - Halter
3.0 V6 CDTI	130	05/03→	⬅	→ 31068238	2	11.0530-0004.2 220933	ATE Ø 57 - Halter
3.2 V6	155	05/03→					
<b>Halter, Bremssattel</b>							
1.8	90	05/03→	➡	41085481→; → 05/08		11.8170-0633.1 260117	ATE
1.9 CDTI	88	04/04→					
1.9 CDTI	110	04/04→	➡	→ 41085480		11.8170-0633.1 260117	ATE
2.0 DTI	74	05/03→					
2.2 direct	114	05/03→					
2.2 DTI	92	05/03→					
↓							










	kw			 	! #		
<b>OPEL - SIGNUM 05/03→</b>							
<b>Halter, Bremsattel</b>							
2.2 DTI 16V	86	05/03→06/08	➔	41085481→; → 05/08		11.8170-0633.1 260117	ATE
			➔	→ 41085480		11.8170-0633.1 260117	ATE
1.8	103	09/05→	➔	→ 05/08		11.8170-0633.1 260117	ATE
1.9 CDTI	74	08/05→					
<b>Feder, Bremsattel</b>							
1.8	90	05/03→		→ 05/08;	2	11.8116-0295.2 390524	ATE
1.9 CDTI	88	04/04→		für Fahrzeuge ohne Sportfahrwerk			
1.9 CDTI	110	04/04→		→ 41085480	2	11.8116-0340.1 390595	ATE
2.2 direct	114	05/03→					
2.2 DTI	92	05/03→		41085481→; → 05/08	2	11.8116-0340.1 390595	ATE
2.2 DTI 16V	86	05/03→06/08	➔	→ 51066206;	2	11.8116-0325.2 390461	ATE
				für Fahrzeuge mit Sportfahrwerk			
			➔	→ 05/08;	2	11.8116-0356.1 390586	ATE
				für Fahrzeuge ohne Sportfahrwerk			
			➔	51066207→; → 05/08;	2	11.8116-0356.1 390586	ATE
				für Fahrzeuge mit Sportfahrwerk			
1.8	103	09/05→		→ 05/08; nicht für Polizeifahrzeuge	2	11.8116-0295.2 390524	ATE
1.9 CDTI	74	08/05→		→ 05/08	2	11.8116-0340.1 390595	ATE
			➔	→ 05/08; für Polizeifahrzeuge	2	11.8116-0356.1 390586	ATE
			➔	→ 05/08; nicht für Polizeifahrzeuge	2	11.8116-0356.1 390586	ATE
2.0 DTI	74	05/03→		→ 05/08;	2	11.8116-0295.2 390524	ATE
				für Fahrzeuge ohne Sportfahrwerk			
				→ 41085480	2	11.8116-0340.1 390595	ATE
				41085481→; → 05/08	2	11.8116-0340.1 390595	ATE
			➔	→ 05/08;	2	11.8116-0356.1 390586	ATE
				für Fahrzeuge ohne Sportfahrwerk			
2.0 Turbo	129	05/03→		→ 41085480	2	11.8116-0340.1 390595	ATE
				41085481→; → 05/08	2	11.8116-0340.1 390595	ATE
			➔	→ 51066206	2	11.8116-0325.2 390461	ATE
			➔	51066207→; → 05/08	2	11.8116-0356.1 390586	ATE
2.8 V6 Turbo	169	09/05→		→ 05/08	2	11.8116-0340.1 390595	ATE
3.0 V6 CDTI	135	09/05→	➔	→ 05/08	2	11.8116-0345.2 390596	ATE
2.8 V6 Turbo	184	01/06→		03/06→ 05/08	2	11.8116-0340.1 390595	ATE
			➔	03/06→ 05/08	2	11.8116-0345.2 390596	ATE
3.0 V6 CDTI	130	05/03→		→ 41085480	2	11.8116-0340.1 390595	ATE
3.2 V6	155	05/03→		41085481→; → 05/08	2	11.8116-0340.1 390595	ATE
			➔	→ 31068238	2	11.8116-0325.2 390461	ATE
			➔	31068239→ 51999999	2	11.8116-0345.2 390596	ATE
<b>Führungshülensatz, Bremsattel</b>							
1.8	90	05/03→	➔	→ 51066206;		11.0101-5407.2 260011	ATE
1.9 CDTI	88	04/04→		für Fahrzeuge mit Sportfahrwerk			
1.9 CDTI	110	04/04→	➔	51066207→; → 05/08;		11.0101-5407.2 260011	ATE
2.2 direct	114	05/03→		für Fahrzeuge mit Sportfahrwerk			
2.2 DTI	92	05/03→					
2.2 DTI 16V	86	05/03→06/08	➔	→ 05/08;		11.0101-5407.2 260011	ATE
				für Fahrzeuge ohne Sportfahrwerk			
			➔	41085481→; → 05/08		11.0101-5407.2 260011	ATE
			➔	→ 41085480		11.0101-5407.2 260011	ATE
1.8	103	09/05→	➔	→ 05/08; für Polizeifahrzeuge		11.0101-5407.2 260011	ATE
1.9 CDTI	74	08/05→	➔	→ 05/08; nicht für Polizeifahrzeuge		11.0101-5407.2 260011	ATE
			➔	→ 05/08		11.0101-5407.2 260011	ATE
2.0 DTI	74	05/03→	➔	→ 05/08;		11.0101-5407.2 260011	ATE
				für Fahrzeuge ohne Sportfahrwerk			
			➔	41085481→; → 05/08		11.0101-5407.2 260011	ATE
			➔	→ 41085480		11.0101-5407.2 260011	ATE
2.0 Turbo	129	05/03→	➔	→ 51066206		11.0101-5407.2 260011	ATE
			➔	51066207→; → 05/08		11.0101-5407.2 260011	ATE
			➔	41085481→; → 05/08		11.0101-5407.2 260011	ATE
			➔	→ 41085480		11.0101-5407.2 260011	ATE
2.8 V6 Turbo	169	09/05→	➔	→ 05/08		11.0101-5407.2 260011	ATE
3.0 V6 CDTI	135	09/05→	➔	→ 05/08		11.0101-5407.2 260011	ATE
2.8 V6 Turbo	184	01/06→	➔	03/06→ 05/08		11.0101-5407.2 260011	ATE
↓							

	kw					! #		
<b>OPEL - SIGNUM 05/03→</b>								
<b>Führungshülzensatz, Bremssattel</b>								
2.8 V6 Turbo	184	01/06→	➡	03/06→ 05/08			11.0101-5407.2 260011	ATE
3.0 V6 CDTI	130	05/03→	←	→ 31068238			11.0101-5407.2 260011	ATE
3.2 V6	155	05/03→	←	31068239→ 51999999			11.0101-5407.2 260011	ATE
			➡	41085481→; → 05/08			11.0101-5407.2 260011	ATE
			➡	→ 41085480			11.0101-5407.2 260011	ATE
<b>Führungsbolzen, Bremssattel</b>								
1.8	90	05/03→		→ 41085480			11.8171-0008.1 990049	ATE
1.9 CDTI	88	04/04→		→ 05/08;			11.8171-0008.1 990049	ATE
1.9 CDTI	110	04/04→		für Fahrzeuge ohne Sportfahrwerk				
2.2 direct	114	05/03→		→ 51066206;			11.8171-0008.1 990049	ATE
2.2 DTI	92	05/03→		für Fahrzeuge mit Sportfahrwerk				
2.2 DTI 16V	86	05/03→06/08		51066207→; → 05/08;			11.8171-0008.1 990049	ATE
				für Fahrzeuge mit Sportfahrwerk				
				41085481→; → 05/08			11.8171-0008.1 990049	ATE
1.8	103	09/05→		→ 05/08; nicht für Polizeifahrzeuge			11.8171-0008.1 990049	ATE
1.9 CDTI	74	08/05→		→ 05/08			11.8171-0008.1 990049	ATE
				→ 05/08; für Polizeifahrzeuge			11.8171-0008.1 990049	ATE
2.0 DTI	74	05/03→		→ 05/08;			11.8171-0008.1 990049	ATE
				für Fahrzeuge ohne Sportfahrwerk				
				→ 41085480			11.8171-0008.1 990049	ATE
				41085481→; → 05/08			11.8171-0008.1 990049	ATE
2.0 Turbo	129	05/03→		→ 51066206			11.8171-0008.1 990049	ATE
				→ 41085480			11.8171-0008.1 990049	ATE
				51066207→; → 05/08			11.8171-0008.1 990049	ATE
				41085481→; → 05/08			11.8171-0008.1 990049	ATE
2.8 V6 Turbo	169	09/05→		→ 05/08			11.8171-0008.1 990049	ATE
3.0 V6 CDTI	135	09/05→						
2.8 V6 Turbo	184	01/06→		03/06→ 05/08			11.8171-0008.1 990049	ATE
3.0 V6 CDTI	130	05/03→		31068239→ 51999999			11.8171-0008.1 990049	ATE
3.2 V6	155	05/03→		→ 41085480			11.8171-0008.1 990049	ATE
				→ 31068238			11.8171-0008.1 990049	ATE
				41085481→; → 05/08			11.8171-0008.1 990049	ATE
<b>Dichtungssatz, Bremssattel</b>								
2.8 V6 Turbo	169	09/05→	←	→ 05/08			11.0441-6008.2 250038	ATE für Kolben-Ø [mm]: 60
3.0 V6 CDTI	135	09/05→						
2.8 V6 Turbo	184	01/06→	←	03/06→ 05/08			11.0441-6008.2 250038	ATE für Kolben-Ø [mm]: 60
3.0 V6 CDTI	130	05/03→	←	31068239→ 51999999			11.0441-6008.2 250038	ATE für Kolben-Ø [mm]: 60
3.2 V6	155	05/03→						
<b>Bremsschlauch</b>								
1.8	90	05/03→	←	→ 05/08	2	83.7807-0412.3 331098	L= 412	
1.8	103	09/05→						
1.9 CDTI	74	08/05→	➡	→ 05/08	2	24.5259-0315.3 330882	L= 315	
1.9 CDTI	88	04/04→						
1.9 CDTI	110	04/04→						
2.0 DTI	74	05/03→						
2.0 Turbo	129	05/03→						
2.2 direct	114	05/03→						
2.2 DTI	92	05/03→						
2.2 DTI 16V	86	05/03→06/08						
2.8 V6 Turbo	169	09/05→						
3.0 V6 CDTI	130	05/03→						
3.0 V6 CDTI	135	09/05→						
3.2 V6	155	05/03→						
2.8 V6 Turbo	184	01/06→	←	03/06→ 05/08	2	83.7807-0412.3 331098	L= 412	
			➡	03/06→ 05/08	2	24.5259-0315.3 330882	L= 315	
<b>OPEL - TIGRA (75_) 07/94→12/00</b>								
<b>Bremssattel</b>								
1.4 16V	63	08/97→12/00	←	☐			11.9481-9871.2 220681	ATE Ø 48 - Halter
1.4 16V	66	07/94→12/00						
1.6 16V	74	08/97→08/98	←	☐			11.9481-9872.2 220682	ATE Ø 48 - Halter
1.6 16V	78	07/94→08/98						
<b>Feder, Bremssattel</b>								
1.4 16V	63	08/97→12/00	←		2	11.8116-0129.1 390591	ATE	
1.4 16V	66	07/94→12/00						
↓								



	kw			 	! #		
<b>OPEL - TIGRA (75_) 07/94→12/00</b>							
<b>Feder, Bremssattel</b>							
1.6 16V	74	08/97→08/98	←		2	11.8116-0129.1	390591 ATE
1.6 16V	78	07/94→08/98					
<b>Führungshülsensatz, Bremssattel</b>							
1.4 16V	63	08/97→12/00	←			11.0101-5407.2	260011 ATE
1.4 16V	66	07/94→12/00					
1.6 16V	74	08/97→08/98					
1.6 16V	78	07/94→08/98					
<b>Führungsbolzen, Bremssattel</b>							
1.4 16V	63	08/97→12/00	←			11.8171-0008.1	990049 ATE
1.4 16V	66	07/94→12/00					
1.6 16V	74	08/97→08/98					
1.6 16V	78	07/94→08/98					
<b>Dichtungssatz, Bremssattel</b>							
1.4 16V	63	08/97→12/00	←			11.0441-4811.2	250024 ATE
1.4 16V	66	07/94→12/00					
1.6 16V	74	08/97→08/98					
1.6 16V	78	07/94→08/98					
<b>Bremsschlauch</b>							
1.4 16V	63	08/97→12/00	←		2	24.5231-0320.3	330496 L= 320
1.4 16V	66	07/94→12/00					
1.6 16V	74	08/97→08/98	→		2	24.5233-0200.3	330425 L= 198
1.6 16V	78	07/94→08/98					
<b>OPEL - TIGRA TwinTop 06/04→</b>							
<b>Bremssattel</b>							
1.3 CDTI	51	06/04→	→	☐; → 08/09		24.3347-1713.5	240701 TRW Ø 34 - Halter
1.4	66	06/04→					
1.8	92	06/04→	→	☐; → 08/09		24.3347-1714.5	240702 TRW Ø 34 - Halter
<b>Bremsschlauch</b>							
1.3 CDTI	51	06/04→	←	→ 08/09	2	24.5256-0298.3	330756 L= 298
1.4	66	06/04→					
1.8	92	06/04→	→	→ 08/09	2	24.5240-0195.3	330753 L= 195
<b>OPEL - VECTRA A (86_, 87_) 08/88→12/95</b>							
<b>Bremssattel</b>							
1.6 i	52	09/93→11/95	←	☐; N1038530→; → 08/95		11.9481-9871.2	220681 ATE Ø 48 - Halter
1.6 i	55	09/88→11/95	←	☐; N5000001→; → 08/95		11.9481-9871.2	220681 ATE Ø 48 - Halter
1.6 i	55	09/93→11/95	←	☐; N1038530→; → 08/95		11.9481-9872.2	220682 ATE Ø 48 - Halter
			←	☐; N5000001→; → 08/95		11.9481-9872.2	220682 ATE Ø 48 - Halter
1.7 D	44	07/92→11/95	←	☐; N5000001→ R5999999		11.9481-9871.2	220681 ATE Ø 48 - Halter
1.8 i Cat	66	03/90→11/95	←	☐; N1038530→ R1999999		11.9481-9871.2	220681 ATE Ø 48 - Halter
			←	☐; N5000001→ R5999999		11.9481-9872.2	220682 ATE Ø 48 - Halter
			←	☐; N1038530→ R1999999		11.9481-9872.2	220682 ATE Ø 48 - Halter
			←	☐; S1000001→; → 08/95		24.3521-1701.5	240001 ATE Ø 52 - Halter
			←	☐; S5000001→; → 08/95		24.3521-1701.5	240001 ATE Ø 52 - Halter
			←	☐; S5000001→; → 08/95		24.3521-1702.5	240002 ATE Ø 52 - Halter
			←	☐; S1000001→; → 08/95		24.3521-1702.5	240002 ATE Ø 52 - Halter
1.7 TD	60	03/90→11/95	←	☐; N5000001→ R5999999		11.9481-9871.2	220681 ATE Ø 48 - Halter
			←	☐; N1038530→ R1999999		11.9481-9871.2	220681 ATE Ø 48 - Halter
			←	☐; N5000001→ R5999999		11.9481-9872.2	220682 ATE Ø 48 - Halter
			←	☐; N1038530→ R1999999		11.9481-9872.2	220682 ATE Ø 48 - Halter
			←	☐; S1000001→; → 08/95		24.3521-1701.5	240001 ATE Ø 52 - Halter
			←	☐; S1000001→; → 08/95		24.3521-1702.5	240002 ATE Ø 52 - Halter
2.0 i 16V	100	06/94→11/95	←	☐; → 08/95		24.3521-1701.5	240001 ATE Ø 52 - Halter
2.0 i 16V 4x4	100	06/94→11/95	←	☐; → 08/95		24.3521-1702.5	240002 ATE Ø 52 - Halter
2.0 i Cat	85	09/88→11/95	→	☐; → 08/95		13.2351-0013.2	210010 ATE Ø 35
2000/GT 16V Cat	110	02/90→11/95	→	☐; → 08/95		13.2351-0014.2	210011 ATE Ø 35
			→	☐; → 08/95		24.9235-0013.5	230001 ATE Ø 35
			→	☐; → 08/95		24.9235-0014.5	230002 ATE Ø 35
↓							

	kW			 	! #		
<b>OPEL - VECTRA A (86_, 87_) 08/88→12/95</b>							
<b>Bremssattel</b>							
2.0 i Turbo 4x4	150	06/94→11/95	←	☐; → 08/95		24.3541-8085.5 240525	ATE Ø 54 - Halter
			←	☐; → 08/95		24.3541-8086.5 240526	ATE Ø 54 - Halter
2.5 V6	125	02/93→11/95	←	☐; → 08/95		24.3541-8085.5 240525	ATE Ø 54 - Halter
			←	☐; → 08/95		24.3541-8086.5 240526	ATE Ø 54 - Halter
			→	☐; → 08/95		13.2351-0013.2 210010	ATE Ø 35
			→	☐; → 08/95		13.2351-0014.2 210011	ATE Ø 35
			→	☐; → 08/95		24.9235-0013.5 230001	ATE Ø 35
			→	☐; → 08/95		24.9235-0014.5 230002	ATE Ø 35
<b>Feder, Bremssattel</b>							
1.6 i	52	09/93→11/95	←	N5000001→; → 08/95	2	11.8116-0129.1 390591	ATE
1.6 i	55	09/88→11/95	←	N1038530→; → 08/95	2	11.8116-0129.1 390591	ATE
1.6 i	55	09/93→11/95	←	N1038530→; → 08/95	2	11.8116-0129.1 390591	ATE
1.7 D	44	07/92→11/95		S1000001→; → 08/95	2	11.8116-0097.1 390590	ATE
1.8 i Cat	66	03/90→11/95		S5000001→; → 08/95	2	11.8116-0097.1 390590	ATE
			←	N5000001→ R5999999	2	11.8116-0129.1 390591	ATE
			←	N1038530→ R1999999	2	11.8116-0129.1 390591	ATE
1.7 TD	60	03/90→11/95		S1000001→; → 08/95	2	11.8116-0097.1 390590	ATE
			←	N5000001→ R5999999	2	11.8116-0129.1 390591	ATE
			←	N1038530→ R1999999	2	11.8116-0129.1 390591	ATE
2.0 i 16V	100	06/94→11/95		→ 08/95	2	11.8116-0097.1 390590	ATE
2.0 i 16V 4x4	100	06/94→11/95		→ 08/95	2	11.8116-0097.1 390590	ATE
2.0 i Cat	85	09/88→11/95		→ 08/95	2	11.8116-0097.1 390590	ATE
2.0 i Cat 4x4	85	01/89→11/95		→ 08/95	2	11.8116-0097.1 390590	ATE
2000/GT 16V Cat	110	02/90→11/95		→ 08/95	2	11.8116-0097.1 390590	ATE
2000/GT 16V Cat 4x4	110	02/90→11/95		→ 08/95	2	11.8116-0097.1 390590	ATE
2.0 i Turbo 4x4	150	06/94→11/95		→ 08/95	2	11.8116-0129.1 390591	ATE
2.5 V6	125	02/93→11/95		→ 08/95	2	11.8116-0129.1 390591	ATE
<b>Führungshülzensatz, Bremssattel</b>							
1.6 i	52	09/93→11/95	←	→ M5999999		11.0101-4802.2 260007	ATE
1.6 i	55	09/88→11/95	←	→ N1038529		11.0101-4802.2 260007	ATE
1.6 i	55	09/93→11/95	←	N1038530→; → 08/95		11.0101-5407.2 260011	ATE
			←	N5000001→; → 08/95		11.0101-5407.2 260011	ATE
1.7 D	44	07/92→11/95	←	→ M5999999		11.0101-4802.2 260007	ATE
1.8 i Cat	66	03/90→11/95	←	→ N1038529		11.0101-4802.2 260007	ATE
			←	N5000001→ R5999999		11.0101-5407.2 260011	ATE
			←	N1038530→ R1999999		11.0101-5407.2 260011	ATE
			←	S1000001→; → 08/95		11.0101-5407.2 260011	ATE
			←	S5000001→; → 08/95		11.0101-5407.2 260011	ATE
1.7 TD	60	03/90→11/95	←	→ M5999999		11.0101-4802.2 260007	ATE
			←	→ N1038529		11.0101-4802.2 260007	ATE
			←	N5000001→ R5999999		11.0101-5407.2 260011	ATE
			←	S1000001→; → 08/95		11.0101-5407.2 260011	ATE
			←	N1038530→ R1999999		11.0101-5407.2 260011	ATE
2.0 i 16V	100	06/94→11/95	←	→ 08/95		11.0101-5407.2 260011	ATE
2.0 i 16V 4x4	100	06/94→11/95	←	→ 08/95		11.0101-5407.2 260011	ATE
2.0 i Cat	85	09/88→11/95	←	→ 08/95		11.0101-5407.2 260011	ATE
2.0 i Cat 4x4	85	01/89→11/95	←	→ 08/95		11.0101-5407.2 260011	ATE
2.0 i Turbo 4x4	150	06/94→11/95	←	→ 08/95		11.0101-5407.2 260011	ATE
2.5 V6	125	02/93→11/95	←	→ 08/95		11.0101-5407.2 260011	ATE
2000/GT 16V Cat	110	02/90→11/95	←	→ 08/95		11.0101-5407.2 260011	ATE
2000/GT 16V Cat 4x4	110	02/90→11/95	←	→ 08/95		11.0101-5407.2 260011	ATE
<b>Führungsbolzen, Bremssattel</b>							
1.6 i	52	09/93→11/95	←	N5000001→; → 08/95		11.8171-0008.1 990049	ATE
1.6 i	55	09/88→11/95	←	N1038530→; → 08/95		11.8171-0008.1 990049	ATE
1.6 i	55	09/93→11/95	←	N1038530→; → 08/95		11.8171-0008.1 990049	ATE
1.7 D	44	07/92→11/95		S1000001→; → 08/95		11.8171-0008.1 990049	ATE
1.8 i Cat	66	03/90→11/95		S5000001→; → 08/95		11.8171-0008.1 990049	ATE
			←	N1038530→ R1999999		11.8171-0008.1 990049	ATE
			←	N5000001→ R5999999		11.8171-0008.1 990049	ATE
1.7 TD	60	03/90→11/95		S1000001→; → 08/95		11.8171-0008.1 990049	ATE
↓							

**OPEL - VECTRA A (86\_, 87\_) 08/88→12/95**

**Führungsbolzen, Bremsattel**

1.7 TD	60	03/90→11/95	←	N1038530→ R1999999	11.8171-0008.1	990049	ATE
			←	N5000001→ R5999999	11.8171-0008.1	990049	ATE
2.0 i 16V 2.0 i Cat 2000/GT 16V Cat	100	06/94→11/95		→ 08/95	11.8171-0008.1	990049	ATE
	85	09/88→11/95					
	110	02/90→11/95					
2.0 i 16V 4x4	100	06/94→11/95		→ 08/95	11.8171-0008.1	990049	ATE
			←	→ 08/95	11.8171-0008.1	990049	ATE
2.0 i Cat 4x4 2.0 i Turbo 4x4 2.5 V6 2000/GT 16V Cat 4x4	85	01/89→11/95	←	→ 08/95	11.8171-0008.1	990049	ATE
	150	06/94→11/95					
	125	02/93→11/95					
	110	02/90→11/95					

**Dichtungssatz, Bremsattel**

1.6 i 1.6 i 1.6 i	52	09/93→11/95	←	→ M5999999	11.0441-4803.2	250018	ATE
	55	09/88→11/95	←	→ N1038529	11.0441-4803.2	250018	ATE
	55	09/93→11/95	←	N5000001→; → 08/95	11.0441-4811.2	250024	ATE
			←	N1038530→; → 08/95	11.0441-4811.2	250024	ATE
1.7 D 1.8 i Cat	44	07/92→11/95	←	→ M5999999	11.0441-4803.2	250018	ATE
	66	03/90→11/95	←	→ N1038529	11.0441-4803.2	250018	ATE
			←	N1038530→ R1999999	11.0441-4811.2	250024	ATE
			←	N5000001→ R5999999	11.0441-4811.2	250024	ATE
			←	S1000001→; → 08/95	11.0441-5202.2	250026	ATE
			←	S5000001→; → 08/95	11.0441-5202.2	250026	ATE
1.7 TD	60	03/90→11/95	←	→ M5999999	11.0441-4803.2	250018	ATE
			←	→ N1038529	11.0441-4803.2	250018	ATE
			←	N5000001→ R5999999	11.0441-4811.2	250024	ATE
			←	N1038530→ R1999999	11.0441-4811.2	250024	ATE
			←	S1000001→; → 08/95	11.0441-5202.2	250026	ATE
			←	S5000001→; → 08/95	11.0441-5202.2	250026	ATE
2.0 i 16V 2.0 i Cat 2000/GT 16V Cat	100	06/94→11/95	←	→ 08/95	11.0441-5202.2	250026	ATE
	85	09/88→11/95		→ 08/95	13.0441-3506.2	250052	ATE
	110	02/90→11/95	→	→ 08/95	13.0441-3506.2	250052	ATE
2.0 i 16V 4x4	100	06/94→11/95	←	→ 08/95	11.0441-5202.2	250026	ATE
				→ 08/95	11.0441-5402.2	250028	ATE
			→	→ 08/95	13.0441-3506.2	250052	ATE
2.0 i Cat 4x4 2000/GT 16V Cat 4x4	85	01/89→11/95	←	→ 08/95	11.0441-5402.2	250028	ATE
	110	02/90→11/95					
2.5 V6	125	02/93→11/95	→	→ 08/95	13.0441-3506.2	250052	ATE

**Bremsschlauch**







1.6 i 1.6 i	52	09/93→11/95	←	→ 08/95	2	24.5298-0322.3	331314	L= 322
	55	09/88→11/95	→	P1000001→; → 08/95	2	24.5117-0195.3	330565	L= 198
1.6 i 1.7 D	55	09/93→11/95	→	→ 08/95	2	24.5233-0200.3	330425	L= 198
	44	07/92→11/95	→	→ N5999999				
1.7 TD	60	03/90→11/95						
1.8 i Cat	66	03/90→11/95						
2.0 i 16V	100	06/94→11/95						
2.0 i 16V 4x4	100	06/94→11/95						
2.0 i Cat	85	09/88→11/95						
2.0 i Cat 4x4	85	01/89→11/95						
2.0 i Turbo 4x4	150	06/94→11/95						
2.5 V6	125	02/93→11/95						
2000/GT 16V Cat	110	02/90→11/95						
2000/GT 16V Cat 4x4	110	02/90→11/95						

**OPEL - VECTRA A CC (88\_, 89\_) 04/88→12/95**







**Bremssattel**








1.6 i 1.6 i 1.6 i Cat	52	09/93→11/95	←	☐; N1038530→; → 08/95	11.9481-9871.2	220681	ATE Ø 48 - Halter
	55	09/93→11/95	←	☐; N5000001→; → 08/95	11.9481-9871.2	220681	ATE Ø 48 - Halter
	55	09/88→11/95	←	☐; N1038530→; → 08/95	11.9481-9872.2	220682	ATE Ø 48 - Halter
			←	☐; N5000001→; → 08/95	11.9481-9872.2	220682	ATE Ø 48 - Halter
1.7 D 1.8 i Cat	44	07/92→11/95	←	☐; N5000001→ R5999999	11.9481-9871.2	220681	ATE Ø 48 - Halter
	66	03/90→11/95	←	☐; N1038530→ R1999999	11.9481-9871.2	220681	ATE Ø 48 - Halter
			←	☐; N5000001→ R5999999	11.9481-9872.2	220682	ATE Ø 48 - Halter
			←	☐; N1038530→ R1999999	11.9481-9872.2	220682	ATE Ø 48 - Halter










	kW				! #		
<b>OPEL - VECTRA A CC (88_, 89_) 04/88→12/95</b>							
<b>Bremssattel</b>							
1.7 D 1.8 i Cat	44	07/92→11/95	←	☐; S1000001→; → 08/95	2	24.3521-1701.5 240001	ATE Ø 52 - Halter
	66	03/90→11/95	←	☐; S5000001→; → 08/95	2	24.3521-1701.5 240001	ATE Ø 52 - Halter
			←	☐; S5000001→; → 08/95	2	24.3521-1702.5 240002	ATE Ø 52 - Halter
			←	☐; S1000001→; → 08/95	2	24.3521-1702.5 240002	ATE Ø 52 - Halter
1.7 TD	60	03/90→11/95	←	☐; N5000001→ R5999999	2	11.9481-9871.2 220681	ATE Ø 48 - Halter
			←	☐; N1038530→ R1999999	2	11.9481-9871.2 220681	ATE Ø 48 - Halter
			←	☐; N5000001→ R5999999	2	11.9481-9872.2 220682	ATE Ø 48 - Halter
			←	☐; N1038530→ R1999999	2	11.9481-9872.2 220682	ATE Ø 48 - Halter
			←	☐; S1000001→; → 08/95	2	24.3521-1701.5 240001	ATE Ø 52 - Halter
			←	☐; S1000001→; → 08/95	2	24.3521-1702.5 240002	ATE Ø 52 - Halter
2.0 i 16V 2.0 i 16V Cat 2.0 i Cat 2.0 i GT	100	06/94→11/95	←	☐; → 08/95	2	24.3521-1701.5 240001	ATE Ø 52 - Halter
	110	02/90→11/95	←	☐; → 08/95	2	24.3521-1702.5 240002	ATE Ø 52 - Halter
	85	09/88→11/95	→	☐; → 08/95	2	13.2351-0013.2 210010	ATE Ø 35
	95	09/88→11/95	→	☐; → 08/95	2	13.2351-0014.2 210011	ATE Ø 35
			→	☐; → 08/95	2	24.9235-0013.5 230001	ATE Ø 35
			→	☐; → 08/95	2	24.9235-0014.5 230002	ATE Ø 35
2.5 V6	125	02/93→11/95	←	☐; → 08/95	2	24.3541-8085.5 240525	ATE Ø 54 - Halter
			←	☐; → 08/95	2	24.3541-8086.5 240526	ATE Ø 54 - Halter
			→	☐; → 08/95	2	13.2351-0013.2 210010	ATE Ø 35
			→	☐; → 08/95	2	13.2351-0014.2 210011	ATE Ø 35
			→	☐; → 08/95	2	24.9235-0013.5 230001	ATE Ø 35
			→	☐; → 08/95	2	24.9235-0014.5 230002	ATE Ø 35
<b>Feder, Bremssattel</b>							
1.6 i 1.6 i 1.6 i Cat	52	09/93→11/95	←	N5000001→; → 08/95	2	11.8116-0129.1 390591	ATE
	55	09/93→11/95	←	N1038530→; → 08/95	2	11.8116-0129.1 390591	ATE
	55	09/88→11/95	←	N1038530→; → 08/95	2	11.8116-0129.1 390591	ATE
1.7 D 1.8 i Cat	44	07/92→11/95	←	S1000001→; → 08/95	2	11.8116-0097.1 390590	ATE
	66	03/90→11/95	←	S5000001→; → 08/95	2	11.8116-0097.1 390590	ATE
			←	N5000001→ R5999999	2	11.8116-0129.1 390591	ATE
			←	N1038530→ R1999999	2	11.8116-0129.1 390591	ATE
1.7 TD	60	03/90→11/95	←	S1000001→; → 08/95	2	11.8116-0097.1 390590	ATE
			←	N5000001→ R5999999	2	11.8116-0129.1 390591	ATE
			←	N1038530→ R1999999	2	11.8116-0129.1 390591	ATE
2.0 i 16V 2.0 i 16V Cat 2.0 i Cat 2.0 i GT	100	06/94→11/95	←	→ 08/95	2	11.8116-0097.1 390590	ATE
	110	02/90→11/95	←	→ 08/95	2	11.8116-0097.1 390590	ATE
	85	09/88→11/95	←	→ 08/95	2	11.8116-0097.1 390590	ATE
	95	09/88→11/95	←	→ 08/95	2	11.8116-0097.1 390590	ATE
2.5 V6	125	02/93→11/95	←	→ 08/95	2	11.8116-0129.1 390591	ATE
<b>Führungshülzensatz, Bremssattel</b>							
1.6 i 1.6 i 1.6 i Cat	52	09/93→11/95	←	→ M5999999	2	11.0101-4802.2 260007	ATE
	55	09/93→11/95	←	→ N1038529	2	11.0101-4802.2 260007	ATE
	55	09/88→11/95	←	N1038530→; → 08/95	2	11.0101-5407.2 260011	ATE
			←	N5000001→; → 08/95	2	11.0101-5407.2 260011	ATE
1.7 D 1.8 i Cat	44	07/92→11/95	←	→ M5999999	2	11.0101-4802.2 260007	ATE
	66	03/90→11/95	←	→ N1038529	2	11.0101-4802.2 260007	ATE
			←	N5000001→ R5999999	2	11.0101-5407.2 260011	ATE
			←	N1038530→ R1999999	2	11.0101-5407.2 260011	ATE
			←	S1000001→; → 08/95	2	11.0101-5407.2 260011	ATE
			←	S5000001→; → 08/95	2	11.0101-5407.2 260011	ATE
1.7 TD	60	03/90→11/95	←	→ M5999999	2	11.0101-4802.2 260007	ATE
			←	→ N1038529	2	11.0101-4802.2 260007	ATE
			←	N5000001→ R5999999	2	11.0101-5407.2 260011	ATE
			←	S1000001→; → 08/95	2	11.0101-5407.2 260011	ATE
			←	N1038530→ R1999999	2	11.0101-5407.2 260011	ATE
2.0 i 16V	100	06/94→11/95	←	→ 08/95	2	11.0101-5407.2 260011	ATE










	kW				! #		
<b>OPEL - VECTRA A CC (88_, 89_) 04/88→12/95</b>							
<b>Führungshülzensatz, Bremsattel</b>							
2.0 i 16V Cat	110	02/90→11/95	←	→ 08/95		11.0101-5407.2 260011	ATE
2.0 i Cat	85	09/88→11/95					
2.0 i GT	95	09/88→11/95					
2.5 V6	125	02/93→11/95					
<b>Führungsbolzen, Bremsattel</b>							
1.6 i	52	09/93→11/95	←	N5000001→; → 08/95		11.8171-0008.1 990049	ATE
1.6 i	55	09/93→11/95					
1.6 i Cat	55	09/88→11/95	←	N1038530→; → 08/95		11.8171-0008.1 990049	ATE
1.7 D	44	07/92→11/95		S1000001→; → 08/95		11.8171-0008.1 990049	ATE
1.8 i Cat	66	03/90→11/95		S5000001→; → 08/95		11.8171-0008.1 990049	ATE
			←	N1038530→ R1999999		11.8171-0008.1 990049	ATE
			←	N5000001→ R5999999		11.8171-0008.1 990049	ATE
1.7 TD	60	03/90→11/95		S1000001→; → 08/95		11.8171-0008.1 990049	ATE
			←	N1038530→ R1999999		11.8171-0008.1 990049	ATE
			←	N5000001→ R5999999		11.8171-0008.1 990049	ATE
2.0 i 16V	100	06/94→11/95		→ 08/95		11.8171-0008.1 990049	ATE
2.0 i 16V Cat	110	02/90→11/95					
2.0 i Cat	85	09/88→11/95					
2.0 i GT	95	09/88→11/95					
2.5 V6	125	02/93→11/95	←	→ 08/95		11.8171-0008.1 990049	ATE
<b>Dichtungssatz, Bremsattel</b>							
1.6 i	52	09/93→11/95	←	→ M5999999		11.0441-4803.2 250018	ATE
1.6 i	55	09/93→11/95					
1.6 i Cat	55	09/88→11/95	←	→ N1038529		11.0441-4803.2 250018	ATE
			←	N5000001→; → 08/95		11.0441-4811.2 250024	ATE
			←	N1038530→; → 08/95		11.0441-4811.2 250024	ATE
1.7 D	44	07/92→11/95	←	→ M5999999		11.0441-4803.2 250018	ATE
1.8 i Cat	66	03/90→11/95	←	→ N1038529		11.0441-4803.2 250018	ATE
			←	N1038530→ R1999999		11.0441-4811.2 250024	ATE
			←	N5000001→ R5999999		11.0441-4811.2 250024	ATE
			←	S1000001→; → 08/95		11.0441-5202.2 250026	ATE
			←	S5000001→; → 08/95		11.0441-5202.2 250026	ATE
1.7 TD	60	03/90→11/95	←	→ M5999999		11.0441-4803.2 250018	ATE
			←	→ N1038529		11.0441-4803.2 250018	ATE
			←	N5000001→ R5999999		11.0441-4811.2 250024	ATE
			←	N1038530→ R1999999		11.0441-4811.2 250024	ATE
			←	S1000001→; → 08/95		11.0441-5202.2 250026	ATE
2.0 i 16V	100	06/94→11/95	←	→ 08/95		11.0441-5202.2 250026	ATE
2.0 i 16V Cat	110	02/90→11/95					
2.0 i Cat	85	09/88→11/95	→	→ 08/95		13.0441-3506.2 250052	ATE
2.0 i GT	95	09/88→11/95					
2.5 V6	125	02/93→11/95	→	→ 08/95		13.0441-3506.2 250052	ATE
<b>Bremsschlauch</b>							
1.6 i	52	09/93→11/95	←	→ 08/95	2	24.5298-0322.3 331314	L= 322
1.6 i	55	09/93→11/95					
1.6 i Cat	55	09/88→11/95	→	P1000001→; → 08/95	2	24.5117-0195.3 330565	L= 198
1.7 D	44	07/92→11/95	→	→ N5999999	2	24.5233-0200.3 330425	L= 198
1.7 TD	60	03/90→11/95					
1.8 i Cat	66	03/90→11/95					
2.0 i 16V	100	06/94→11/95					
2.0 i 16V Cat	110	02/90→11/95					
2.0 i Cat	85	09/88→11/95					
2.0 i GT	95	09/88→11/95					
2.5 V6	125	02/93→11/95					
<b>OPEL - VECTRA B (36_) 09/95→04/02</b>							
<b>Bremssattel</b>							
1.6 i	55	10/95→04/02	←	☐; → W7999999		24.3521-1701.5 240001	ATE Ø 52 - Halter
2.0 DI 16V	60	11/96→04/02	←	☐; → W7999999		24.3521-1702.5 240002	ATE Ø 52 - Halter
			←	☐; X1000001→		24.3571-1761.5 240461	ATE Ø 57 - Halter
			←	☐; X1000001→		24.3571-1762.5 240462	ATE Ø 57 - Halter
1.6 i 16V	74	10/95→04/02	←	☐; → W7999999		24.3521-1701.5 240001	ATE Ø 52 - Halter
1.8 i 16V	85	10/95→09/00					








	kw			 	! #		
<b>OPEL - VECTRA B (36_) 09/95→04/02</b>							
<b>Bremssattel</b>							
1.8 i 16V 2.0 DTI 16V	92 74	09/00→04/02 06/97→04/02	←	☐; → W7999999		24.3521-1702.5 240002	ATE Ø 52 - Halter
			←	☐; X1000001→		24.3571-1761.5 240461	ATE Ø 57 - Halter
			←	☐; X1000001→		24.3571-1762.5 240462	ATE Ø 57 - Halter
			→	☐; → V7999999		13.2351-0025.2 210210	ATE Ø 35
			→	☐; → V7999999		13.2351-0026.2 210211	ATE Ø 35
			→	☐; W1000001→		13.2351-0051.2 210180	ATE Ø 35
			→	☐; W1000001→		13.2351-0052.2 210181	ATE Ø 35
			→	☐; W1000001→		24.9235-0051.5 230003	ATE Ø 35
			→	☐; W1000001→		24.9235-0052.5 230004	ATE Ø 35
1.7 TD	60	10/95→12/98	←	☐; → 11/96		24.3521-1701.5 240001	ATE Ø 52 - Halter
			←	☐; → 11/96		24.3521-1702.5 240002	ATE Ø 52 - Halter
			→	☐; → V7999999		13.2351-0025.2 210210	ATE Ø 35
			→	☐; → V7999999		13.2351-0026.2 210211	ATE Ø 35
			→	☐; W1000001→; → 11/96		13.2351-0051.2 210180	ATE Ø 35
			→	☐; W1000001→; → 11/96		13.2351-0052.2 210181	ATE Ø 35
			→	☐; W1000001→; → 11/96		24.9235-0051.5 230003	ATE Ø 35
			→	☐; W1000001→; → 11/96		24.9235-0052.5 230004	ATE Ø 35
2.0 i 2.0 i 16V 2.5 i V6	82 100 125	10/95→04/02 10/95→09/00 10/95→09/00	←	☐		24.3571-1761.5 240461	ATE Ø 57 - Halter
			←	☐		24.3571-1762.5 240462	ATE Ø 57 - Halter
			→	☐; → V7999999		13.2351-0025.2 210210	ATE Ø 35
			→	☐; → V7999999		13.2351-0026.2 210211	ATE Ø 35
			→	☐; W1000001→		13.2351-0051.2 210180	ATE Ø 35
			→	☐; W1000001→		13.2351-0052.2 210181	ATE Ø 35
			→	☐; W1000001→		24.9235-0051.5 230003	ATE Ø 35
			→	☐; W1000001→		24.9235-0052.5 230004	ATE Ø 35
2.2 DTI 16V 2.2 DTI 16V 2.2 i 16V 2.6 i V6 i 500 2.5	88 92 108 125 143	09/00→04/02 09/00→04/02 09/00→04/02 09/00→04/02 05/98→09/00	←	☐		24.3571-1761.5 240461	ATE Ø 57 - Halter
			←	☐		24.3571-1762.5 240462	ATE Ø 57 - Halter
			→	☐		13.2351-0051.2 210180	ATE Ø 35
			→	☐		13.2351-0052.2 210181	ATE Ø 35
			→	☐		24.9235-0051.5 230003	ATE Ø 35
			→	☐		24.9235-0052.5 230004	ATE Ø 35
<b>Feder, Bremssattel</b>							
1.6 i 1.6 i 16V 1.8 i 16V 1.8 i 16V 2.0 DI 16V 2.0 DTI 16V 1.7 TD	55 74 85 92 60 74 60	10/95→04/02 10/95→04/02 10/95→09/00 09/00→04/02 11/96→04/02 06/97→04/02 10/95→12/98		→ W7999999 X1000001→	2 2	11.8116-0097.1 390590 11.8116-0292.1 390521	ATE ATE
2.0 i 2.0 i 16V 2.2 DTI 16V 2.2 DTI 16V 2.2 i 16V 2.5 i V6 2.6 i V6 i 500 2.5	82 100 88 92 108 125 125 143	10/95→04/02 10/95→09/00 09/00→04/02 09/00→04/02 09/00→04/02 10/95→09/00 09/00→04/02 05/98→09/00			2	11.8116-0097.1 390590 11.8116-0292.1 390521	ATE ATE
<b>Führungshülsensatz, Bremssattel</b>							
1.6 i 1.6 i 16V 1.8 i 16V 1.8 i 16V 2.0 DI 16V 2.0 DTI 16V 1.7 TD	55 74 85 92 60 74 60	10/95→04/02 10/95→04/02 10/95→09/00 09/00→04/02 11/96→04/02 06/97→04/02 10/95→12/98	←	X1000001→ → W7999999		11.0101-5407.2 260011 11.0101-5407.2 260011	ATE ATE
2.0 i 2.0 i 16V 2.2 DTI 16V 2.2 DTI 16V 2.2 i 16V 2.5 i V6	82 100 88 92 108 125	10/95→04/02 10/95→09/00 09/00→04/02 09/00→04/02 09/00→04/02 10/95→09/00	←			11.0101-5407.2 260011	ATE



















	kW			 	! #		
<b>OPEL - VECTRA B (36_) 09/95→04/02</b>							
<b>Führungshülzensatz, Bremsattel</b>							
2.6 i V6 i 500 2.5	125 143	09/00→04/02 05/98→09/00	←			11.0101-5407.2 260011	ATE
<b>Führungsbolzen, Bremsattel</b>							
1.6 i	55	10/95→04/02		→ W7999999		11.8171-0008.1 990049	ATE
1.6 i 16V	74	10/95→04/02	←	X1000001→		11.8171-0008.1 990049	ATE
1.8 i 16V	85	10/95→09/00					
1.8 i 16V	92	09/00→04/02					
2.0 DI 16V	60	11/96→04/02					
2.0 DTI 16V	74	06/97→04/02					
1.7 TD	60	10/95→12/98		→ 11/96		11.8171-0008.1 990049	ATE
2.0 i	82	10/95→04/02	←			11.8171-0008.1 990049	ATE
2.0 i 16V	100	10/95→09/00					
2.2 DTI 16V	88	09/00→04/02					
2.2 DTI 16V	92	09/00→04/02					
2.2 i 16V	108	09/00→04/02					
2.5 i V6	125	10/95→09/00					
2.6 i V6	125	09/00→04/02					
i 500 2.5	143	05/98→09/00					
<b>Dichtungssatz, Bremsattel</b>							
1.6 i	55	10/95→04/02	←	→ W7999999		11.0441-5202.2 250026	ATE
2.0 DI 16V	60	11/96→04/02	←	X1000001→		11.0441-5704.2 250034	ATE
1.6 i 16V	74	10/95→04/02	←	→ W7999999		11.0441-5202.2 250026	ATE
1.8 i 16V	85	10/95→09/00					
1.8 i 16V	92	09/00→04/02	←	X1000001→		11.0441-5704.2 250034	ATE
2.0 DTI 16V	74	06/97→04/02	→	→ V7999999		13.0441-3506.2 250052	ATE
			→	W1000001→		13.0441-3507.2 250053	ATE
1.7 TD	60	10/95→12/98	←	→ 11/96		11.0441-5202.2 250026	ATE
			→	→ V7999999		13.0441-3506.2 250052	ATE
			→	W1000001→; → 11/96		13.0441-3507.2 250053	ATE
2.0 i	82	10/95→04/02	←			11.0441-5704.2 250034	ATE
2.0 i 16V	100	10/95→09/00	→	→ V7999999		13.0441-3506.2 250052	ATE
2.5 i V6	125	10/95→09/00	→	W1000001→		13.0441-3507.2 250053	ATE
2.2 DTI 16V	88	09/00→04/02	←			11.0441-5704.2 250034	ATE
2.2 DTI 16V	92	09/00→04/02					
2.2 i 16V	108	09/00→04/02	→			13.0441-3507.2 250053	ATE
2.6 i V6	125	09/00→04/02					
i 500 2.5	143	05/98→09/00					
<b>Bremsschlauch</b>							
1.6 i	55	10/95→04/02	←		2	24.5231-0391.3 331424	L= 391
1.6 i 16V	74	10/95→04/02	→		2	24.5233-0200.3 330425	L= 198
1.8 i 16V	85	10/95→09/00					
1.8 i 16V	92	09/00→04/02					
2.0 DI 16V	60	11/96→04/02					
2.0 DTI 16V	74	06/97→04/02					
2.0 i	82	10/95→04/02					
2.0 i 16V	100	10/95→09/00					
2.2 DTI 16V	88	09/00→04/02					
2.2 DTI 16V	92	09/00→04/02					
2.2 i 16V	108	09/00→04/02					
2.5 i V6	125	10/95→09/00					
2.6 i V6	125	09/00→04/02					
i 500 2.5	143	05/98→09/00					
1.7 TD	60	10/95→12/98	←	→ 11/96	2	24.5231-0391.3 331424	L= 391
			→	→ 11/96	2	24.5233-0200.3 330425	L= 198
<b>OPEL - VECTRA B Caravan (31_) 11/96→07/03</b>							
<b>Bremssattel</b>							
1.6 i	55	11/96→06/00	←	☐; → W7999999		24.3521-1701.5 240001	ATE Ø 52 - Halter
			←	☐; → W7999999		24.3521-1702.5 240002	ATE Ø 52 - Halter
			←	☐; X1000001→		24.3571-1761.5 240461	ATE Ø 57 - Halter
			←	☐; X1000001→		24.3571-1762.5 240462	ATE Ø 57 - Halter
1.6 i 16V	74	11/96→07/02	←	☐; → W7999999		24.3521-1701.5 240001	ATE Ø 52 - Halter
1.8 i 16V	92	09/00→07/03	←	☐; → W7999999		24.3521-1702.5 240002	ATE Ø 52 - Halter
2.0 DTI 16V	74	06/97→07/03	←	☐; X1000001→; → 04/02		24.3571-1761.5 240461	ATE Ø 57 - Halter
			←	☐; X1000001→; → 04/02		24.3571-1762.5 240462	ATE Ø 57 - Halter
↓							








	kW			 	! #		
<b>OPEL - VECTRA B Caravan (31_) 11/96→07/03</b>							
<b>Bremssattel</b>							
1.6 i 16V 1.8 i 16V 2.0 DTI 16V	74 92 74	11/96→07/02 09/00→07/03 06/97→07/03	➔ ➔ ➔ ➔ ➔ ➔	☐; → V7999999 ☐; → V7999999 ☐; W1000001→; → 04/02 ☐; W1000001→; → 04/02 ☐; W1000001→; → 04/02 ☐; W1000001→; → 04/02		13.2351-0025.2 210210 13.2351-0026.2 210211 13.2351-0051.2 210180 13.2351-0052.2 210181 24.9235-0051.5 230003 24.9235-0052.5 230004	ATE Ø 35 ATE Ø 35 ATE Ø 35 ATE Ø 35 ATE Ø 35 ATE Ø 35
1.7 TD	60	11/96→12/97	← ← ➔ ➔ ➔ ➔ ➔ ➔ ➔	☐; → 11/96 ☐; → 11/96 ☐; → V7999999 ☐; → V7999999 ☐; W1000001→; → 11/96 ☐; W1000001→; → 11/96 ☐; W1000001→; → 11/96 ☐; W1000001→; → 11/96 ☐; W1000001→; → 11/96		24.3521-1701.5 240001 24.3521-1702.5 240002 13.2351-0025.2 210210 13.2351-0026.2 210211 13.2351-0051.2 210180 13.2351-0052.2 210181 24.9235-0051.5 230003 24.9235-0052.5 230004	ATE Ø 52 - Halter ATE Ø 52 - Halter ATE Ø 35 ATE Ø 35 ATE Ø 35 ATE Ø 35 ATE Ø 35 ATE Ø 35 ATE Ø 35
1.8 i 16V 2.0 DI 16V	85 60	11/96→09/00 11/96→06/00	← ← ← ← ➔ ➔ ➔ ➔ ➔ ➔	☐; → W7999999 ☐; → W7999999 ☐; X1000001→ ☐; X1000001→ ☐; → V7999999 ☐; → V7999999 ☐; W1000001→ ☐; W1000001→ ☐; W1000001→ ☐; W1000001→		24.3521-1701.5 240001 24.3521-1702.5 240002 24.3571-1761.5 240461 24.3571-1762.5 240462 13.2351-0025.2 210210 13.2351-0026.2 210211 13.2351-0051.2 210180 13.2351-0052.2 210181 24.9235-0051.5 230003 24.9235-0052.5 230004	ATE Ø 52 - Halter ATE Ø 52 - Halter ATE Ø 57 - Halter ATE Ø 57 - Halter ATE Ø 35 ATE Ø 35 ATE Ø 35 ATE Ø 35 ATE Ø 35 ATE Ø 35
2.0 i 2.0 i 16V 2.5 i V6	82 100 125	11/96→02/02 11/96→09/00 11/96→09/00	← ← ➔ ➔ ➔ ➔ ➔ ➔ ➔	☐ ☐ ☐; → V7999999 ☐; → V7999999 ☐; W1000001→ ☐; W1000001→ ☐; W1000001→ ☐; W1000001→ ☐; W1000001→		24.3571-1761.5 240461 24.3571-1762.5 240462 13.2351-0025.2 210210 13.2351-0026.2 210211 13.2351-0051.2 210180 13.2351-0052.2 210181 24.9235-0051.5 230003 24.9235-0052.5 230004	ATE Ø 57 - Halter ATE Ø 57 - Halter ATE Ø 35 ATE Ø 35 ATE Ø 35 ATE Ø 35 ATE Ø 35 ATE Ø 35 ATE Ø 35
2.2 DTI 16V i 500 2.5	88 143	09/00→04/02 05/98→09/00	← ← ➔ ➔ ➔ ➔	☐ ☐ ☐ ☐ ☐ ☐		24.3571-1761.5 240461 24.3571-1762.5 240462 13.2351-0051.2 210180 13.2351-0052.2 210181 24.9235-0051.5 230003 24.9235-0052.5 230004	ATE Ø 57 - Halter ATE Ø 57 - Halter ATE Ø 35 ATE Ø 35 ATE Ø 35 ATE Ø 35
2.2 DTI 16V 2.2 i 16V 2.6 i V6	92 108 125	09/00→07/03 09/00→07/03 09/00→07/03	← ← ➔ ➔ ➔ ➔	☐; → 04/02 ☐; → 04/02 ☐; → 04/02 ☐; → 04/02 ☐; → 04/02 ☐; → 04/02		24.3571-1761.5 240461 24.3571-1762.5 240462 13.2351-0051.2 210180 13.2351-0052.2 210181 24.9235-0051.5 230003 24.9235-0052.5 230004	ATE Ø 57 - Halter ATE Ø 57 - Halter ATE Ø 35 ATE Ø 35 ATE Ø 35 ATE Ø 35
<b>Feder, Bremssattel</b>							
1.6 i 1.8 i 16V 2.0 DI 16V	55 85 60	11/96→06/00 11/96→09/00 11/96→06/00		→ W7999999 X1000001→	2 2	11.8116-0097.1 390590 11.8116-0292.1 390521	ATE ATE
1.6 i 16V 1.8 i 16V 2.0 DTI 16V	74 92 74	11/96→07/02 09/00→07/03 06/97→07/03		→ W7999999 X1000001→; → 04/02	2 2	11.8116-0097.1 390590 11.8116-0292.1 390521	ATE ATE
1.7 TD	60	11/96→12/97		→ 11/96	2	11.8116-0097.1 390590	ATE
2.0 i 2.0 i 16V 2.2 DTI 16V 2.5 i V6 ↓	82 100 88 125	11/96→02/02 11/96→09/00 09/00→04/02 11/96→09/00			2	11.8116-0292.1 390521	ATE


















	kW			 	! #		
<b>OPEL - VECTRA B Caravan (31_) 11/96→07/03</b>							
<b>Feder, Bremssattel</b>							
i 500 2.5	143	05/98→09/00			2	11.8116-0292.1 390521	ATE
2.2 DTI 16V	92	09/00→07/03		→ 04/02	2	11.8116-0292.1 390521	ATE
2.2 i 16V	108	09/00→07/03					
2.6 i V6	125	09/00→07/03					
<b>Führungshülsensatz, Bremssattel</b>							
1.6 i	55	11/96→06/00	←	X1000001→		11.0101-5407.2 260011	ATE
1.8 i 16V	85	11/96→09/00					
2.0 DI 16V	60	11/96→06/00	←	→ W7999999		11.0101-5407.2 260011	ATE
1.6 i 16V	74	11/96→07/02	←	X1000001→; → 04/02		11.0101-5407.2 260011	ATE
1.8 i 16V	92	09/00→07/03					
2.0 DTI 16V	74	06/97→07/03	←	→ W7999999		11.0101-5407.2 260011	ATE
1.7 TD	60	11/96→12/97	←	→ 11/96		11.0101-5407.2 260011	ATE
2.0 i	82	11/96→02/02	←			11.0101-5407.2 260011	ATE
2.0 i 16V	100	11/96→09/00					
2.2 DTI 16V	88	09/00→04/02					
2.5 i V6	125	11/96→09/00					
i 500 2.5	143	05/98→09/00					
2.2 DTI 16V	92	09/00→07/03	←	→ 04/02		11.0101-5407.2 260011	ATE
2.2 i 16V	108	09/00→07/03					
2.6 i V6	125	09/00→07/03					
<b>Führungsbolzen, Bremssattel</b>							
1.6 i	55	11/96→06/00		→ W7999999		11.8171-0008.1 990049	ATE
1.8 i 16V	85	11/96→09/00					
2.0 DI 16V	60	11/96→06/00	←	X1000001→		11.8171-0008.1 990049	ATE
1.6 i 16V	74	11/96→07/02		→ W7999999		11.8171-0008.1 990049	ATE
1.8 i 16V	92	09/00→07/03					
2.0 DTI 16V	74	06/97→07/03	←	X1000001→; → 04/02		11.8171-0008.1 990049	ATE
1.7 TD	60	11/96→12/97		→ 11/96		11.8171-0008.1 990049	ATE
2.0 i	82	11/96→02/02	←			11.8171-0008.1 990049	ATE
2.0 i 16V	100	11/96→09/00					
2.2 DTI 16V	88	09/00→04/02					
2.5 i V6	125	11/96→09/00					
i 500 2.5	143	05/98→09/00					
2.2 DTI 16V	92	09/00→07/03	←	→ 04/02		11.8171-0008.1 990049	ATE
2.2 i 16V	108	09/00→07/03					
2.6 i V6	125	09/00→07/03					
<b>Dichtungssatz, Bremssattel</b>							
1.6 i	55	11/96→06/00	←	→ W7999999		11.0441-5202.2 250026	ATE
			←	X1000001→		11.0441-5704.2 250034	ATE
1.6 i 16V	74	11/96→07/02	←	→ W7999999		11.0441-5202.2 250026	ATE
1.8 i 16V	92	09/00→07/03					
2.0 DTI 16V	74	06/97→07/03	←	X1000001→; → 04/02		11.0441-5704.2 250034	ATE
			→	→ V7999999		13.0441-3506.2 250052	ATE
			→	W1000001→; → 04/02		13.0441-3507.2 250053	ATE
1.7 TD	60	11/96→12/97	←	→ 11/96		11.0441-5202.2 250026	ATE
			→	→ V7999999		13.0441-3506.2 250052	ATE
			→	W1000001→; → 11/96		13.0441-3507.2 250053	ATE
1.8 i 16V	85	11/96→09/00	←	→ W7999999		11.0441-5202.2 250026	ATE
2.0 DI 16V	60	11/96→06/00	←	X1000001→		11.0441-5704.2 250034	ATE
			→	→ V7999999		13.0441-3506.2 250052	ATE
			→	W1000001→		13.0441-3507.2 250053	ATE
2.0 i	82	11/96→02/02	←			11.0441-5704.2 250034	ATE
2.0 i 16V	100	11/96→09/00					
2.5 i V6	125	11/96→09/00	→	→ V7999999		13.0441-3506.2 250052	ATE
			→	W1000001→		13.0441-3507.2 250053	ATE
2.2 DTI 16V	88	09/00→04/02	←			11.0441-5704.2 250034	ATE
i 500 2.5	143	05/98→09/00	→			13.0441-3507.2 250053	ATE
2.2 DTI 16V	92	09/00→07/03	←	→ 04/02		11.0441-5704.2 250034	ATE
2.2 i 16V	108	09/00→07/03					
2.6 i V6	125	09/00→07/03	→	→ 04/02		13.0441-3507.2 250053	ATE
<b>Bremsschlauch</b>							
1.6 i	55	11/96→06/00	←		2	24.5231-0391.3 331424	L= 391
1.8 i 16V	85	11/96→09/00					
2.0 DI 16V	60	11/96→06/00	→		2	24.5233-0200.3 330425	L= 198
2.0 i	82	11/96→02/02					
2.0 i 16V	100	11/96→09/00					
2.2 DTI 16V	88	09/00→04/02					
↓							

	kw			 	! #		
<b>OPEL - VECTRA B Caravan (31_) 11/96→07/03</b>							
 <b>Bremsschlauch</b>							
2.5 i V6 i 500 2.5	125 143	11/96→09/00 05/98→09/00	←		2	24.5231-0391.3 331424	L= 391
			→		2	24.5233-0200.3 330425	L= 198
1.6 i 16V 1.8 i 16V 2.0 DTI 16V 2.2 DTI 16V 2.2 i 16V 2.6 i V6	74 92 74 92 108 125	11/96→07/02 09/00→07/03 06/97→07/03 09/00→07/03 09/00→07/03 09/00→07/03	←	→ 04/02	2	24.5231-0391.3 331424	L= 391
			→	→ 04/02	2	24.5233-0200.3 330425	L= 198
			←	→ 11/96	2	24.5231-0391.3 331424	L= 391
			→	→ 11/96	2	24.5233-0200.3 330425	L= 198
<b>OPEL - VECTRA B CC (38_) 10/95→07/03</b>							
 <b>Bremssattel</b>							
1.6 i	55	10/95→07/03	←	☐; → W7999999		24.3521-1701.5 240001	ATE Ø 52 - Halter
			←	☐; → W7999999		24.3521-1702.5 240002	ATE Ø 52 - Halter
			←	☐; X1000001→; → 04/02		24.3571-1761.5 240461	ATE Ø 57 - Halter
			←	☐; X1000001→; → 04/02		24.3571-1762.5 240462	ATE Ø 57 - Halter
1.6 i 16V 1.8 i 16V 2.0 DTI 16V	74 92 74	10/95→07/02 09/00→07/03 06/97→07/03	←	☐; → W7999999		24.3521-1701.5 240001	ATE Ø 52 - Halter
			←	☐; → W7999999		24.3521-1702.5 240002	ATE Ø 52 - Halter
			←	☐; X1000001→; → 04/02		24.3571-1761.5 240461	ATE Ø 57 - Halter
			←	☐; X1000001→; → 04/02		24.3571-1762.5 240462	ATE Ø 57 - Halter
			→	☐; → V7999999		13.2351-0025.2 210210	ATE Ø 35
			→	☐; → V7999999		13.2351-0026.2 210211	ATE Ø 35
			→	☐; W1000001→; → 04/02		13.2351-0051.2 210180	ATE Ø 35
			→	☐; W1000001→; → 04/02		13.2351-0052.2 210181	ATE Ø 35
			→	☐; W1000001→; → 04/02		24.9235-0051.5 230003	ATE Ø 35
			→	☐; W1000001→; → 04/02		24.9235-0052.5 230004	ATE Ø 35
1.7 TD	60	10/95→12/98	←	☐; → 11/96		24.3521-1701.5 240001	ATE Ø 52 - Halter
			←	☐; → 11/96		24.3521-1702.5 240002	ATE Ø 52 - Halter
			→	☐; → V7999999		13.2351-0025.2 210210	ATE Ø 35
			→	☐; → V7999999		13.2351-0026.2 210211	ATE Ø 35
			→	☐; W1000001→; → 11/96		13.2351-0051.2 210180	ATE Ø 35
			→	☐; W1000001→; → 11/96		13.2351-0052.2 210181	ATE Ø 35
			→	☐; W1000001→; → 11/96		24.9235-0051.5 230003	ATE Ø 35
			→	☐; W1000001→; → 11/96		24.9235-0052.5 230004	ATE Ø 35
1.8 i 16V	85	10/95→09/00	←	☐; → W7999999		24.3521-1701.5 240001	ATE Ø 52 - Halter
			←	☐; → W7999999		24.3521-1702.5 240002	ATE Ø 52 - Halter
			←	☐; X1000001→		24.3571-1761.5 240461	ATE Ø 57 - Halter
			←	☐; X1000001→		24.3571-1762.5 240462	ATE Ø 57 - Halter
			→	☐; → V7999999		13.2351-0025.2 210210	ATE Ø 35
			→	☐; → V7999999		13.2351-0026.2 210211	ATE Ø 35
			→	☐; W1000001→		13.2351-0051.2 210180	ATE Ø 35
			→	☐; W1000001→		13.2351-0052.2 210181	ATE Ø 35
			→	☐; W1000001→		24.9235-0051.5 230003	ATE Ø 35
			→	☐; W1000001→		24.9235-0052.5 230004	ATE Ø 35
2.0 DI 16V	60	11/96→06/00	←	☐; → W7999999		24.3521-1701.5 240001	ATE Ø 52 - Halter
			←	☐; → W7999999		24.3521-1702.5 240002	ATE Ø 52 - Halter
			←	☐; X1000001→		24.3571-1761.5 240461	ATE Ø 57 - Halter
			←	☐; X1000001→		24.3571-1762.5 240462	ATE Ø 57 - Halter
2.0 i 2.0 i 16V 2.5 2.5 i V6	82 100 144 125	10/95→02/02 10/95→09/00 10/99→06/00 10/95→09/00	←	☐		24.3571-1761.5 240461	ATE Ø 57 - Halter
			←	☐		24.3571-1762.5 240462	ATE Ø 57 - Halter
			→	☐; → V7999999		13.2351-0025.2 210210	ATE Ø 35
			→	☐; → V7999999		13.2351-0026.2 210211	ATE Ø 35
			→	☐; W1000001→		13.2351-0051.2 210180	ATE Ø 35
			→	☐; W1000001→		13.2351-0052.2 210181	ATE Ø 35
↓							








	kw			 	! #		
<b>OPEL - VECTRA B CC (38_) 10/95→07/03</b>							
<b>Bremssattel</b>							
2.0 i	82	10/95→02/02	→	☐; W1000001→		24.9235-0051.5 230003	ATE Ø 35
2.0 i 16V	100	10/95→09/00	→	☐; W1000001→		24.9235-0052.5 230004	ATE Ø 35
2.5	144	10/99→06/00	→				
2.5 i V6	125	10/95→09/00	→				
2.2 DTI 16V	88	09/00→04/02	←	☐		24.3571-1761.5 240461	ATE Ø 57 - Halter
			←	☐		24.3571-1762.5 240462	ATE Ø 57 - Halter
			→	☐		13.2351-0051.2 210180	ATE Ø 35
			→	☐		13.2351-0052.2 210181	ATE Ø 35
			→	☐		24.9235-0051.5 230003	ATE Ø 35
			→	☐		24.9235-0052.5 230004	ATE Ø 35
2.2 DTI 16V	92	09/00→07/03	←	☐; → 04/02		24.3571-1761.5 240461	ATE Ø 57 - Halter
2.2 i 16V	108	09/00→07/03	←	☐; → 04/02		24.3571-1762.5 240462	ATE Ø 57 - Halter
2.6 i V6	125	09/00→07/03	←	☐; → 04/02		13.2351-0051.2 210180	ATE Ø 35
			→	☐; → 04/02		13.2351-0052.2 210181	ATE Ø 35
			→	☐; → 04/02		24.9235-0051.5 230003	ATE Ø 35
			→	☐; → 04/02		24.9235-0052.5 230004	ATE Ø 35
<b>Feder, Bremssattel</b>							
1.6 i	55	10/95→07/03		→ W7999999	2	11.8116-0097.1 390590	ATE
1.6 i 16V	74	10/95→07/02		X1000001→; → 04/02	2	11.8116-0292.1 390521	ATE
1.8 i 16V	92	09/00→07/03					
2.0 DTI 16V	74	06/97→07/03					
1.7 TD	60	10/95→12/98		→ 11/96	2	11.8116-0097.1 390590	ATE
1.8 i 16V	85	10/95→09/00		→ W7999999	2	11.8116-0097.1 390590	ATE
2.0 DI 16V	60	11/96→06/00		X1000001→	2	11.8116-0292.1 390521	ATE
2.0 i	82	10/95→02/02			2	11.8116-0292.1 390521	ATE
2.0 i 16V	100	10/95→09/00					
2.2 DTI 16V	88	09/00→04/02					
2.5	144	10/99→06/00					
2.5 i V6	125	10/95→09/00					
2.2 DTI 16V	92	09/00→07/03		→ 04/02	2	11.8116-0292.1 390521	ATE
2.2 i 16V	108	09/00→07/03					
2.6 i V6	125	09/00→07/03					
<b>Führungshülzensatz, Bremssattel</b>							
1.6 i	55	10/95→07/03	←	X1000001→; → 04/02		11.0101-5407.2 260011	ATE
1.6 i 16V	74	10/95→07/02	←	→ W7999999		11.0101-5407.2 260011	ATE
1.8 i 16V	92	09/00→07/03	←				
2.0 DTI 16V	74	06/97→07/03	←				
1.7 TD	60	10/95→12/98	←	→ 11/96		11.0101-5407.2 260011	ATE
1.8 i 16V	85	10/95→09/00	←	X1000001→		11.0101-5407.2 260011	ATE
2.0 DI 16V	60	11/96→06/00	←	→ W7999999		11.0101-5407.2 260011	ATE
2.0 i	82	10/95→02/02	←			11.0101-5407.2 260011	ATE
2.0 i 16V	100	10/95→09/00	←				
2.2 DTI 16V	88	09/00→04/02	←				
2.5	144	10/99→06/00	←				
2.5 i V6	125	10/95→09/00	←				
2.2 DTI 16V	92	09/00→07/03	←	→ 04/02		11.0101-5407.2 260011	ATE
2.2 i 16V	108	09/00→07/03	←				
2.6 i V6	125	09/00→07/03	←				
<b>Führungsbolzen, Bremssattel</b>							
1.6 i	55	10/95→07/03		→ W7999999		11.8171-0008.1 990049	ATE
1.6 i 16V	74	10/95→07/02	←	X1000001→; → 04/02		11.8171-0008.1 990049	ATE
1.8 i 16V	92	09/00→07/03	←				
2.0 DTI 16V	74	06/97→07/03	←				
1.7 TD	60	10/95→12/98		→ 11/96		11.8171-0008.1 990049	ATE
1.8 i 16V	85	10/95→09/00		→ W7999999		11.8171-0008.1 990049	ATE
2.0 DI 16V	60	11/96→06/00	←	X1000001→		11.8171-0008.1 990049	ATE
2.0 i	82	10/95→02/02	←			11.8171-0008.1 990049	ATE
2.0 i 16V	100	10/95→09/00	←				
2.2 DTI 16V	88	09/00→04/02	←				
2.5	144	10/99→06/00	←				
2.5 i V6	125	10/95→09/00	←				
2.2 DTI 16V	92	09/00→07/03	←	→ 04/02		11.8171-0008.1 990049	ATE
2.2 i 16V	108	09/00→07/03	←				
2.6 i V6	125	09/00→07/03	←				
↓							








	kW			 	! #		
<b>OPEL - VECTRA B CC (38_) 10/95→07/03</b>							
<b>Dichtungssatz, Bremssattel</b>							
1.6 i	55	10/95→07/03	←	→ W7999999		11.0441-5202.2 250026	ATE
			←	X1000001→; → 04/02		11.0441-5704.2 250034	ATE
1.6 i 16V	74	10/95→07/02	←	→ W7999999		11.0441-5202.2 250026	ATE
1.8 i 16V	92	09/00→07/03	←	X1000001→; → 04/02		11.0441-5704.2 250034	ATE
2.0 DTI 16V	74	06/97→07/03	→	→ V7999999		13.0441-3506.2 250052	ATE
			→	W1000001→; → 04/02		13.0441-3507.2 250053	ATE
1.7 TD	60	10/95→12/98	←	→ 11/96		11.0441-5202.2 250026	ATE
			→	→ V7999999		13.0441-3506.2 250052	ATE
			→	W1000001→; → 11/96		13.0441-3507.2 250053	ATE
1.8 i 16V	85	10/95→09/00	←	→ W7999999		11.0441-5202.2 250026	ATE
			←	X1000001→		11.0441-5704.2 250034	ATE
			→	→ V7999999		13.0441-3506.2 250052	ATE
			→	W1000001→		13.0441-3507.2 250053	ATE
2.0 DI 16V	60	11/96→06/00	←	→ W7999999		11.0441-5202.2 250026	ATE
			←	X1000001→		11.0441-5704.2 250034	ATE
2.0 i	82	10/95→02/02	←			11.0441-5704.2 250034	ATE
2.0 i 16V	100	10/95→09/00	→	→ V7999999		13.0441-3506.2 250052	ATE
2.5	144	10/99→06/00	→			13.0441-3506.2 250052	ATE
2.5 i V6	125	10/95→09/00	→	W1000001→		13.0441-3507.2 250053	ATE
2.2 DTI 16V	88	09/00→04/02	←			11.0441-5704.2 250034	ATE
			→			13.0441-3507.2 250053	ATE
2.2 DTI 16V	92	09/00→07/03	←	→ 04/02		11.0441-5704.2 250034	ATE
2.2 i 16V	108	09/00→07/03	→	→ 04/02		13.0441-3507.2 250053	ATE
2.6 i V6	125	09/00→07/03	→	→ 04/02		13.0441-3507.2 250053	ATE
<b>Bremsschlauch</b>							
1.6 i	55	10/95→07/03	←	→ 04/02	2	24.5231-0391.3 331424	L= 391
1.6 i 16V	74	10/95→07/02	→	→ 04/02	2	24.5233-0200.3 330425	L= 198
1.8 i 16V	92	09/00→07/03	→				
2.0 DTI 16V	74	06/97→07/03	→				
2.2 DTI 16V	92	09/00→07/03	→				
2.2 i 16V	108	09/00→07/03	→				
2.6 i V6	125	09/00→07/03	→				
1.7 TD	60	10/95→12/98	←	→ 11/96	2	24.5231-0391.3 331424	L= 391
			→	→ 11/96	2	24.5233-0200.3 330425	L= 198
1.8 i 16V	85	10/95→09/00	←		2	24.5231-0391.3 331424	L= 391
2.0 DI 16V	60	11/96→06/00	→		2	24.5233-0200.3 330425	L= 198
2.0 i	82	10/95→02/02	→				
2.0 i 16V	100	10/95→09/00	→				
2.2 DTI 16V	88	09/00→04/02	→				
2.5	144	10/99→06/00	→				
2.5 i V6	125	10/95→09/00	→				
<b>OPEL - VECTRA C 04/02→</b>							
<b>Bremssattel</b>							
1.6	77	01/06→	←	☐; → 10/08; nur paarweise austauschen		11.9571-9781.2 220659	ATE Ø 57 - Halter
			→	☐; → 10/08		11.9387-7003.2 220567	ATE Ø 38 - Halter
			→	☐; → 10/08		11.9387-7004.2 220568	ATE Ø 38 - Halter
			→	☐; → 10/08; V		11.9387-7005.2 220569	ATE Ø 38 - Halter
			→	☐; → 10/08; V		11.9387-7006.2 220570	ATE Ø 38 - Halter
1.6 16V	74	06/04→	←	☐; → 10/08; nur paarweise austauschen		11.9571-9781.2 220659	ATE Ø 57 - Halter
1.9 CDTI	88	04/04→01/09	→	☐; → 10/08		11.9387-7003.2 220567	ATE Ø 38 - Halter
1.9 CDTI	110	04/04→	→	☐; → 10/08		11.9387-7004.2 220568	ATE Ø 38 - Halter
2.0 DTI 16V	74	04/02→	→	☐; → 10/08		11.9387-7005.2 220569	ATE Ø 38 - Halter
			→	☐; V; → 10/08		11.9387-7006.2 220570	ATE Ø 38 - Halter
			→	☐; V; → 10/08		11.9387-7006.2 220570	ATE Ø 38 - Halter
1.8	81	04/02→	←	☐; für Fahrzeuge ohne Sportfahrwerk; → 10/08; nur paarweise austauschen		11.9571-9781.2 220659	ATE Ø 57 - Halter
1.8 16V	90	04/02→	→	☐; → 10/08		11.9387-7003.2 220567	ATE Ø 38 - Halter
2.2 16V	108	04/02→	→	☐; → 10/08		11.9387-7004.2 220568	ATE Ø 38 - Halter
2.2 direct	114	10/03→	→	☐; → 10/08		11.9387-7005.2 220569	ATE Ø 38 - Halter
2.2 DTI 16V	92	04/02→	→	☐; V; → 10/08		11.9387-7006.2 220570	ATE Ø 38 - Halter
			→	☐; V; → 10/08		11.9387-7006.2 220570	ATE Ø 38 - Halter
↓							

	kw			 	! #		
<b>OPEL - VECTRA C 04/02→</b>							
 <b>Bremssattel</b>							
1.8	103	01/06→	←	☐; → 10/08; für Fahrzeuge mit Sportfahrwerk; für Polizeifahrzeuge	11.9571-9779.2	220657	ATE Ø 57 - Halter
			←	☐; → 10/08; für Fahrzeuge mit Sportfahrwerk; für Polizeifahrzeuge	11.9571-9780.2	220658	ATE Ø 57 - Halter
			←	☐; → 10/08; für Fahrzeuge mit Sportfahrwerk; nur paarweise austauschen	11.9571-9781.2	220659	ATE Ø 57 - Halter
			→	☐; → 10/08	11.9387-7003.2	220567	ATE Ø 38 - Halter
			→	☐; → 10/08	11.9387-7004.2	220568	ATE Ø 38 - Halter
			→	☐; → 10/08; V	11.9387-7005.2	220569	ATE Ø 38 - Halter
			→	☐; → 10/08; V	11.9387-7006.2	220570	ATE Ø 38 - Halter
1.9 CDTI	74	10/05→	←	☐; 61000001→; → 10/08; für Polizeifahrzeuge	11.9571-9779.2	220657	ATE Ø 57 - Halter
			←	☐; 61000001→; → 10/08; für Polizeifahrzeuge	11.9571-9780.2	220658	ATE Ø 57 - Halter
			←	☐; 61000001→; → 10/08; nicht für Polizeifahrzeuge; nur paarweise austauschen	11.9571-9781.2	220659	ATE Ø 57 - Halter
			→	☐; → 10/08	11.9387-7003.2	220567	ATE Ø 38 - Halter
			→	☐; → 10/08	11.9387-7004.2	220568	ATE Ø 38 - Halter
			→	☐; → 10/08; V	11.9387-7005.2	220569	ATE Ø 38 - Halter
			→	☐; → 10/08; V	11.9387-7006.2	220570	ATE Ø 38 - Halter
2.0 16V Turbo	129	03/03→	→	☐; → 10/08	11.9387-7003.2	220567	ATE Ø 38 - Halter
			→	☐; → 10/08	11.9387-7004.2	220568	ATE Ø 38 - Halter
			→	☐; V; → 10/08	11.9387-7005.2	220569	ATE Ø 38 - Halter
			→	☐; V; → 10/08	11.9387-7006.2	220570	ATE Ø 38 - Halter
2.2 DTI 16V	86	04/02→12/04	←	☐; für Fahrzeuge ohne Sportfahrwerk; nur paarweise austauschen	11.9571-9781.2	220659	ATE Ø 57 - Halter
			→	☐	11.9387-7003.2	220567	ATE Ø 38 - Halter
			→	☐	11.9387-7004.2	220568	ATE Ø 38 - Halter
			→	☐; V	11.9387-7005.2	220569	ATE Ø 38 - Halter
			→	☐; V	11.9387-7006.2	220570	ATE Ø 38 - Halter
2.8 V6 Turbo 2.8 V6 Turbo	169 184	08/05→ 08/06→	←	☐; 61000001→; → 10/08; - OPC / -VXR	11.9606-9971.2	220589	ATE Ø 60 - Halter
			←	☐; 61000001→; → 10/08; + OPC / +VXR	11.9606-9971.2	220589	ATE Ø 60 - Halter
			←	☐; 61000001→; → 10/08; - OPC / -VXR	11.9606-9972.2	220590	ATE Ø 60 - Halter
			←	☐; 61000001→; → 10/08; + OPC / +VXR	11.9606-9972.2	220590	ATE Ø 60 - Halter
			→	☐; → 10/08	11.9387-7003.2	220567	ATE Ø 38 - Halter
			→	☐; → 10/08	11.9387-7004.2	220568	ATE Ø 38 - Halter
			→	☐; → 10/08; V	11.9387-7005.2	220569	ATE Ø 38 - Halter
			→	☐; → 10/08; V	11.9387-7006.2	220570	ATE Ø 38 - Halter
2.8 V6 Turbo	188	08/05→	←	☐; 61000001→; → 10/08	11.9576-9945.2	220931	ATE Ø 57 - Halter
			←	☐; 61000001→; → 10/08	11.9576-9946.2	220932	ATE Ø 57 - Halter
			→	☐; → 10/08	11.9387-7005.2	220569	ATE Ø 38 - Halter
			→	☐; → 10/08	11.9387-7006.2	220570	ATE Ø 38 - Halter
2.8 V6 Turbo OPC	206	09/06→09/08	←	☐; 61000001→	11.9576-9945.2	220931	ATE Ø 57 - Halter
			←	☐; 61000001→	11.9576-9946.2	220932	ATE Ø 57 - Halter
			→	☐	11.9387-7005.2	220569	ATE Ø 38 - Halter
			→	☐	11.9387-7006.2	220570	ATE Ø 38 - Halter
3.0 CDTi	135	08/05→	←	☐; 61000001→; → 10/08	11.9606-9971.2	220589	ATE Ø 60 - Halter
			←	☐; 61000001→; → 10/08	11.9606-9972.2	220590	ATE Ø 60 - Halter
			→	☐; → 10/08	11.9387-7003.2	220567	ATE Ø 38 - Halter
			→	☐; → 10/08	11.9387-7004.2	220568	ATE Ø 38 - Halter
			→	☐; → 10/08; V	11.9387-7005.2	220569	ATE Ø 38 - Halter
			→	☐; → 10/08; V	11.9387-7006.2	220570	ATE Ø 38 - Halter
3.0 CDTi ↓	130	06/03→	←	☐; 31070294→; → 10/08	11.9606-9971.2	220589	ATE Ø 60 - Halter

	kw			 	! #		
<b>OPEL - VECTRA C 04/02→</b>							
<b>Bremssattel</b>							
3.2 V6	155	08/02→	←	☐; 31070294→; → 10/08		11.9606-9972.2 220590	ATE Ø 60 - Halter
			→	☐; → 10/08		11.9387-7003.2 220567	ATE Ø 38 - Halter
			→	☐; → 10/08		11.9387-7004.2 220568	ATE Ø 38 - Halter
			→	☐; V; → 10/08		11.9387-7005.2 220569	ATE Ø 38 - Halter
			→	☐; V; → 10/08		11.9387-7006.2 220570	ATE Ø 38 - Halter
<b>Bremssattelachssatz</b>							
1.8 1.8 16V 2.2 16V 2.2 direct 2.2 DTI 16V	81 90 108 114 92	04/02→ 04/02→ 04/02→ 10/03→ 04/02→	←	für Fahrzeuge mit Sportfahrwerk; → 10/08	2	11.0530-0004.2 220933	ATE Ø 57 - Halter
2.0 16V Turbo	129	03/03→	←	→ 10/08	2	11.0530-0004.2 220933	ATE Ø 57 - Halter
2.2 DTI 16V	86	04/02→12/04	←	für Fahrzeuge mit Sportfahrwerk	2	11.0530-0004.2 220933	ATE Ø 57 - Halter
3.0 CDTI 3.2 V6	130 155	06/03→ 08/02→	←	→ 31070293	2	11.0530-0004.2 220933	ATE Ø 57 - Halter
<b>Halter, Bremssattel</b>							
1.6 1.6 16V 1.8 1.8 1.8 16V 1.9 CDTI 1.9 CDTI 1.9 CDTI 2.0 16V Turbo 2.0 DTI 16V 2.2 16V 2.2 direct 2.2 DTI 16V 2.8 V6 Turbo 2.8 V6 Turbo 3.0 CDTi 3.0 CDTI 3.2 V6	77 74 81 103 90 74 88 110 129 74 108 114 92 169 184 135 130 155	01/06→ 06/04→ 04/02→ 01/06→ 04/02→ 10/05→ 04/04→01/09 04/04→ 03/03→ 04/02→ 04/02→ 10/03→ 04/02→ 08/05→ 08/06→ 08/05→ 06/03→ 08/02→	→	→ 10/08		11.8170-0633.1 260117	ATE
2.2 DTI 16V	86	04/02→12/04	→			11.8170-0633.1 260117	ATE
<b>Feder, Bremssattel</b>							
1.6	77	01/06→		→ 10/08	2	11.8116-0295.2 390524	ATE
				→ 10/08	2	11.8116-0340.1 390595	ATE
			←	→ 10/08	2	11.8116-0356.1 390586	ATE
			→	→ 10/08; V	2	11.8116-0340.1 390595	ATE
1.6 16V 1.9 CDTI 1.9 CDTI 2.0 DTI 16V	74 88 110 74	06/04→ 04/04→01/09 04/04→ 04/02→		→ 10/08	2	11.8116-0295.2 390524	ATE
				→ 10/08	2	11.8116-0340.1 390595	ATE
			←	→ 10/08	2	11.8116-0356.1 390586	ATE
			→	V; → 10/08	2	11.8116-0340.1 390595	ATE
1.8 1.8 16V 2.2 16V 2.2 direct 2.2 DTI 16V	81 90 108 114 92	04/02→ 04/02→ 04/02→ 10/03→ 04/02→		für Fahrzeuge ohne Sportfahrwerk; → 10/08	2	11.8116-0295.2 390524	ATE
				für Fahrzeuge mit Sportfahrwerk; → 10/08	2	11.8116-0325.2 390461	ATE
				→ 10/08	2	11.8116-0340.1 390595	ATE
			←	für Fahrzeuge ohne Sportfahrwerk; → 10/08	2	11.8116-0356.1 390586	ATE
			→	V; → 10/08	2	11.8116-0340.1 390595	ATE
1.8	103	01/06→		→ 10/08; für Fahrzeuge mit Sportfahrwerk	2	11.8116-0295.2 390524	ATE
				→ 10/08	2	11.8116-0340.1 390595	ATE
			←	→ 10/08; für Fahrzeuge mit Sportfahrwerk; für Polizeifahrzeuge	2	11.8116-0356.1 390586	ATE
			←	→ 10/08; für Fahrzeuge mit Sportfahrwerk	2	11.8116-0356.1 390586	ATE
			→	→ 10/08; V	2	11.8116-0340.1 390595	ATE
1.9 CDTI	74	10/05→		61000001→; → 10/08; nicht für Polizeifahrzeuge	2	11.8116-0295.2 390524	ATE
				→ 10/08	2	11.8116-0340.1 390595	ATE
			←	61000001→; → 10/08; nicht für Polizeifahrzeuge	2	11.8116-0356.1 390586	ATE
↓							



	kw			 	! #		
<b>OPEL - VECTRA C 04/02→</b>							
<b>Feder, Bremssattel</b>							
1.9 CDTI	74	10/05→	←	61000001→; → 10/08; für Polizeifahrzeuge	2	11.8116-0356.1 390586	ATE
			→	→ 10/08; V	2	11.8116-0340.1 390595	ATE
2.0 16V Turbo	129	03/03→		→ 10/08	2	11.8116-0325.2 390461	ATE
				→ 10/08	2	11.8116-0340.1 390595	ATE
			→	V; → 10/08	2	11.8116-0340.1 390595	ATE
2.2 DTI 16V	86	04/02→12/04		für Fahrzeuge ohne Sportfahrwerk	2	11.8116-0295.2 390524	ATE
				für Fahrzeuge mit Sportfahrwerk	2	11.8116-0325.2 390461	ATE
					2	11.8116-0340.1 390595	ATE
			←	für Fahrzeuge ohne Sportfahrwerk	2	11.8116-0356.1 390586	ATE
			→	V	2	11.8116-0340.1 390595	ATE
2.8 V6 Turbo	169	08/05→		→ 10/08	2	11.8116-0340.1 390595	ATE
2.8 V6 Turbo	184	08/06→	←	61000001→; → 10/08; - OPC / -VXR	2	11.8116-0345.2 390596	ATE
			←	61000001→; → 10/08; + OPC / +VXR	2	11.8116-0345.2 390596	ATE
			→	→ 10/08; V	2	11.8116-0340.1 390595	ATE
2.8 V6 Turbo	188	08/05→		61000001→; → 10/08	2	11.8116-0410.2 390589	ATE
			→	→ 10/08	2	11.8116-0340.1 390595	ATE
2.8 V6 Turbo OPC	206	09/06→09/08		61000001→	2	11.8116-0410.2 390589	ATE
			→		2	11.8116-0340.1 390595	ATE
3.0 CDTi	135	08/05→		→ 10/08	2	11.8116-0340.1 390595	ATE
			←	61000001→; → 10/08	2	11.8116-0345.2 390596	ATE
			→	→ 10/08; V	2	11.8116-0340.1 390595	ATE
3.0 CDTI	130	06/03→		→ 31070293	2	11.8116-0325.2 390461	ATE
3.2 V6	155	08/02→		→ 10/08	2	11.8116-0340.1 390595	ATE
			←	31070294→; → 10/08	2	11.8116-0345.2 390596	ATE
			→	V; → 10/08	2	11.8116-0340.1 390595	ATE
<b>Führungshülzensatz, Bremssattel</b>							
1.6	77	01/06→	←	→ 10/08		11.0101-5407.2 260011	ATE
			→	→ 10/08; V		11.0101-5407.2 260011	ATE
			→	→ 10/08		11.0101-5407.2 260011	ATE
1.6 16V	74	06/04→	←	→ 10/08		11.0101-5407.2 260011	ATE
1.9 CDTI	88	04/04→01/09	→	→ 10/08		11.0101-5407.2 260011	ATE
1.9 CDTI	110	04/04→	→	→ 10/08		11.0101-5407.2 260011	ATE
2.0 16V Turbo	129	03/03→	→	V; → 10/08		11.0101-5407.2 260011	ATE
2.0 DTI 16V	74	04/02→					
1.8	81	04/02→	←	für Fahrzeuge ohne Sportfahrwerk; → 10/08		11.0101-5407.2 260011	ATE
1.8 16V	90	04/02→	←	für Fahrzeuge mit Sportfahrwerk; → 10/08		11.0101-5407.2 260011	ATE
2.2 16V	108	04/02→					
2.2 direct	114	10/03→					
2.2 DTI 16V	92	04/02→	→	V; → 10/08		11.0101-5407.2 260011	ATE
			→	→ 10/08		11.0101-5407.2 260011	ATE
1.8	103	01/06→	←	für Fahrzeuge mit Sportfahrwerk; → 10/08		11.0101-5407.2 260011	ATE
			←	→ 10/08; für Fahrzeuge mit Sportfahrwerk; für Polizeifahrzeuge		11.0101-5407.2 260011	ATE
			→	→ 10/08		11.0101-5407.2 260011	ATE
			→	→ 10/08; V		11.0101-5407.2 260011	ATE
1.9 CDTI	74	10/05→	←	61000001→; → 10/08; nicht für Polizeifahrzeuge		11.0101-5407.2 260011	ATE
			←	61000001→; → 10/08; für Polizeifahrzeuge		11.0101-5407.2 260011	ATE
			→	→ 10/08; V		11.0101-5407.2 260011	ATE
			→	→ 10/08		11.0101-5407.2 260011	ATE
2.2 DTI 16V	86	04/02→12/04	←	für Fahrzeuge ohne Sportfahrwerk		11.0101-5407.2 260011	ATE
			←	für Fahrzeuge mit Sportfahrwerk		11.0101-5407.2 260011	ATE
			→	V		11.0101-5407.2 260011	ATE
			→			11.0101-5407.2 260011	ATE
2.8 V6 Turbo	169	08/05→	←	61000001→; → 10/08; - OPC / -VXR		11.0101-5407.2 260011	ATE
2.8 V6 Turbo	184	08/06→	←	61000001→; → 10/08; + OPC / +VXR		11.0101-5407.2 260011	ATE
↓							

	kW			 	! #		
<b>OPEL - VECTRA C 04/02→</b>							
<b>Führungshülzensatz, Bremsattel</b>							
2.8 V6 Turbo	169	08/05→	➡	→ 10/08; V		11.0101-5407.2 260011	ATE
2.8 V6 Turbo	184	08/06→	➡	→ 10/08		11.0101-5407.2 260011	ATE
2.8 V6 Turbo	188	08/05→	⬅	61000001→; → 10/08		11.0101-5407.2 260011	ATE
			➡	→ 10/08		11.0101-5407.2 260011	ATE
2.8 V6 Turbo OPC	206	09/06→09/08	⬅	61000001→		11.0101-5407.2 260011	ATE
			➡			11.0101-5407.2 260011	ATE
3.0 CDTi	135	08/05→	⬅	61000001→; → 10/08		11.0101-5407.2 260011	ATE
			➡	→ 10/08; V		11.0101-5407.2 260011	ATE
			➡	→ 10/08		11.0101-5407.2 260011	ATE
3.0 CDTI	130	06/03→	⬅	→ 31070293		11.0101-5407.2 260011	ATE
3.2 V6	155	08/02→	⬅	31070294→; → 10/08		11.0101-5407.2 260011	ATE
			➡	V; → 10/08		11.0101-5407.2 260011	ATE
			➡	→ 10/08		11.0101-5407.2 260011	ATE
<b>Führungsbolzen, Bremsattel</b>							
1.6	77	01/06→		→ 10/08		11.8171-0008.1 990049	ATE
				→ 10/08		11.8171-0008.1 990049	ATE
				→ 10/08; V		11.8171-0008.1 990049	ATE
1.6 16V	74	06/04→		→ 10/08		11.8171-0008.1 990049	ATE
1.9 CDTI	88	04/04→01/09		→ 10/08		11.8171-0008.1 990049	ATE
1.9 CDTI	110	04/04→		→ 10/08		11.8171-0008.1 990049	ATE
2.0 16V Turbo	129	03/03→		V; → 10/08		11.8171-0008.1 990049	ATE
2.0 DTI 16V	74	04/02→					
1.8	81	04/02→		→ 10/08		11.8171-0008.1 990049	ATE
1.8 16V	90	04/02→		für Fahrzeuge mit Sportfahrwerk;		11.8171-0008.1 990049	ATE
2.2 16V	108	04/02→		→ 10/08			
2.2 direct	114	10/03→		V; → 10/08		11.8171-0008.1 990049	ATE
2.2 DTI 16V	92	04/02→		für Fahrzeuge ohne Sportfahrwerk;		11.8171-0008.1 990049	ATE
				→ 10/08			
1.8	103	01/06→		→ 10/08		11.8171-0008.1 990049	ATE
				für Fahrzeuge mit Sportfahrwerk;		11.8171-0008.1 990049	ATE
				→ 10/08			
				→ 10/08;		11.8171-0008.1 990049	ATE
				für Fahrzeuge mit Sportfahrwerk;			
				für Polizeifahrzeuge			
				→ 10/08; V		11.8171-0008.1 990049	ATE
1.9 CDTI	74	10/05→		61000001→; → 10/08;		11.8171-0008.1 990049	ATE
				nicht für Polizeifahrzeuge			
				61000001→; → 10/08;		11.8171-0008.1 990049	ATE
				für Polizeifahrzeuge			
				→ 10/08; V		11.8171-0008.1 990049	ATE
				→ 10/08		11.8171-0008.1 990049	ATE
2.2 DTI 16V	86	04/02→12/04					
				V		11.8171-0008.1 990049	ATE
				für Fahrzeuge ohne Sportfahrwerk		11.8171-0008.1 990049	ATE
				für Fahrzeuge mit Sportfahrwerk		11.8171-0008.1 990049	ATE
2.8 V6 Turbo	169	08/05→		→ 10/08		11.8171-0008.1 990049	ATE
2.8 V6 Turbo	184	08/06→		61000001→; → 10/08; - OPC / -VXR		11.8171-0008.1 990049	ATE
				61000001→; → 10/08; + OPC / +VXR		11.8171-0008.1 990049	ATE
				→ 10/08; V		11.8171-0008.1 990049	ATE
2.8 V6 Turbo	188	08/05→		61000001→; → 10/08		11.8171-0008.1 990049	ATE
				→ 10/08		11.8171-0008.1 990049	ATE
2.8 V6 Turbo OPC	206	09/06→09/08		61000001→		11.8171-0008.1 990049	ATE
						11.8171-0008.1 990049	ATE
3.0 CDTi	135	08/05→		61000001→; → 10/08		11.8171-0008.1 990049	ATE
				→ 10/08		11.8171-0008.1 990049	ATE
				→ 10/08; V		11.8171-0008.1 990049	ATE
3.0 CDTI	130	06/03→		31070294→; → 10/08		11.8171-0008.1 990049	ATE
3.2 V6	155	08/02→		→ 10/08		11.8171-0008.1 990049	ATE
				→ 31070293		11.8171-0008.1 990049	ATE
				V; → 10/08		11.8171-0008.1 990049	ATE
↓							

**OPEL - VECTRA C 04/02→**

**Dichtungssatz, Bremsattel**

2.8 V6 Turbo	169	08/05→	←	61000001→; → 10/08; - OPC / -VXR		<b>11.0441-6008.2</b>	<b>250038</b>	ATE für Kolben-Ø [mm]: 60
2.8 V6 Turbo	184	08/06→						
3.0 CDTi	135	08/05→	←	61000001→; → 10/08		<b>11.0441-6008.2</b>	<b>250038</b>	ATE für Kolben-Ø [mm]: 60
3.0 CDTi	130	06/03→	←	31070294→; → 10/08		<b>11.0441-6008.2</b>	<b>250038</b>	ATE für Kolben-Ø [mm]: 60
3.2 V6	155	08/02→						









**Bremsschlauch**








1.6	77	01/06→	←	→ 10/08	2	<b>83.7807-0412.3</b>	<b>331098</b>	L= 412
1.6 16V	74	06/04→						
1.8	81	04/02→	→	→ 10/08	2	<b>24.5259-0315.3</b>	<b>330882</b>	L= 315
1.8	103	01/06→						
1.8 16V	90	04/02→						
1.9 CDTi	74	10/05→						
1.9 CDTi	88	04/04→01/09						
1.9 CDTi	110	04/04→						
2.0 16V Turbo	129	03/03→						
2.0 DTi 16V	74	04/02→						
2.2 16V	108	04/02→						
2.2 direct	114	10/03→						
2.2 DTi 16V	92	04/02→						
2.8 V6 Turbo	169	08/05→						
2.8 V6 Turbo	184	08/06→						
2.8 V6 Turbo	188	08/05→						
3.0 CDTi	135	08/05→						
3.0 CDTi	130	06/03→						
3.2 V6	155	08/02→						
2.2 DTi 16V	86	04/02→12/04	←		2	<b>83.7807-0412.3</b>	<b>331098</b>	L= 412
2.8 V6 Turbo OPC	206	09/06→09/08	→		2	<b>24.5259-0315.3</b>	<b>330882</b>	L= 315








**OPEL - VECTRA C Caravan 10/03→**








**Bremssattel**








1.6	77	01/06→	←	☐; 06/06→ 10/08; nur paarweise austauschen		<b>11.9571-9781.2</b>	<b>220659</b>	ATE Ø 57 - Halter
			→	☐; 06/06→; → 41085480		<b>11.9407-7001.2</b>	<b>220573</b>	ATE Ø 40 - Halter
			→	☐; 06/06→; → 41085480		<b>11.9407-7002.2</b>	<b>220574</b>	ATE Ø 40 - Halter
			→	☐; 06/06→; → 41085480; V		<b>11.9407-7003.2</b>	<b>220835</b>	ATE Ø 40 - Halter
			→	☐; 06/06→; → 41085480; V		<b>11.9407-7004.2</b>	<b>220836</b>	ATE Ø 40 - Halter
			→	☐; 41085481→; → 10/08		<b>11.9407-7005.2</b>	<b>220637</b>	ATE Ø 40 - Halter
			→	☐; 41085481→; → 10/08		<b>11.9407-7006.2</b>	<b>220638</b>	ATE Ø 40 - Halter
1.6 16V	74	06/04→	←	☐; → 10/08; nur paarweise austauschen		<b>11.9571-9781.2</b>	<b>220659</b>	ATE Ø 57 - Halter
1.9 CDTi	110	04/04→	→	☐; → 41085480		<b>11.9407-7001.2</b>	<b>220573</b>	ATE Ø 40 - Halter
2.0 DTi	74	10/03→	→	☐; → 41085480		<b>11.9407-7002.2</b>	<b>220574</b>	ATE Ø 40 - Halter
			→	☐; V; → 41085480		<b>11.9407-7003.2</b>	<b>220835</b>	ATE Ø 40 - Halter
			→	☐; V; → 41085480		<b>11.9407-7004.2</b>	<b>220836</b>	ATE Ø 40 - Halter
			→	☐; 41085481→; → 10/08		<b>11.9407-7005.2</b>	<b>220637</b>	ATE Ø 40 - Halter
			→	☐; 41085481→; → 10/08		<b>11.9407-7006.2</b>	<b>220638</b>	ATE Ø 40 - Halter
1.8	90	10/03→	←	☐; für Fahrzeuge ohne Sportfahrwerk; → 10/08; nur paarweise austauschen		<b>11.9571-9781.2</b>	<b>220659</b>	ATE Ø 57 - Halter
2.2 direct	114	10/03→	→	☐; → 41085480		<b>11.9407-7001.2</b>	<b>220573</b>	ATE Ø 40 - Halter
2.2 DTi	92	10/03→	→	☐; → 41085480		<b>11.9407-7002.2</b>	<b>220574</b>	ATE Ø 40 - Halter
			→	☐; V; → 41085480		<b>11.9407-7003.2</b>	<b>220835</b>	ATE Ø 40 - Halter
			→	☐; V; → 41085480		<b>11.9407-7004.2</b>	<b>220836</b>	ATE Ø 40 - Halter
			→	☐; 41085481→; → 10/08		<b>11.9407-7005.2</b>	<b>220637</b>	ATE Ø 40 - Halter
			→	☐; 41085481→; → 10/08		<b>11.9407-7006.2</b>	<b>220638</b>	ATE Ø 40 - Halter
1.8	103	01/06→	←	☐; → 10/08; für Fahrzeuge mit Sportfahrwerk; für Polizeifahrzeuge		<b>11.9571-9779.2</b>	<b>220657</b>	ATE Ø 57 - Halter
			←	☐; → 10/08; für Fahrzeuge mit Sportfahrwerk; für Polizeifahrzeuge		<b>11.9571-9780.2</b>	<b>220658</b>	ATE Ø 57 - Halter
			←	☐; → 10/08; für Fahrzeuge mit Sportfahrwerk; nicht für Polizeifahrzeuge; nur paarweise austauschen		<b>11.9571-9781.2</b>	<b>220659</b>	ATE Ø 57 - Halter
			→	☐; → 41085480		<b>11.9407-7001.2</b>	<b>220573</b>	ATE Ø 40 - Halter
			→	☐; → 41085480		<b>11.9407-7002.2</b>	<b>220574</b>	ATE Ø 40 - Halter

	kw			 	! #		
<b>OPEL - VECTRA C Caravan 10/03→</b>							
 <b>Bremssattel</b>							
1.8	103	01/06→	➔	☐; → 41085480; V	11.9407-7003.2	220835	ATE Ø 40 - Halter
			➔	☐; → 41085480; V	11.9407-7004.2	220836	ATE Ø 40 - Halter
			➔	☐; 41085481→; → 10/08	11.9407-7005.2	220637	ATE Ø 40 - Halter
			➔	☐; 41085481→; → 10/08	11.9407-7006.2	220638	ATE Ø 40 - Halter
1.9 CDTI	74	10/05→	←	☐; → 10/08; für Fahrzeuge mit Sportfahrwerk; für Polizeifahrzeuge	11.9571-9779.2	220657	ATE Ø 57 - Halter
			←	☐; → 10/08; für Fahrzeuge mit Sportfahrwerk; für Polizeifahrzeuge	11.9571-9780.2	220658	ATE Ø 57 - Halter
			←	☐; 61000001→; → 10/08; für Fahrzeuge ohne Sportfahrwerk; nicht für Polizeifahrzeuge; nur paarweise austauschen	11.9571-9781.2	220659	ATE Ø 57 - Halter
			➔	☐; → 41085480	11.9407-7001.2	220573	ATE Ø 40 - Halter
			➔	☐; → 41085480	11.9407-7002.2	220574	ATE Ø 40 - Halter
			➔	☐; → 41085480; V	11.9407-7003.2	220835	ATE Ø 40 - Halter
			➔	☐; → 41085480; V	11.9407-7004.2	220836	ATE Ø 40 - Halter
			➔	☐; 41085481→; → 10/08	11.9407-7005.2	220637	ATE Ø 40 - Halter
			➔	☐; 41085481→; → 10/08	11.9407-7006.2	220638	ATE Ø 40 - Halter
1.9 CDTI	88	04/04→01/09	←	☐; → 10/08; für Fahrzeuge mit Sportfahrwerk; für Polizeifahrzeuge	11.9571-9779.2	220657	ATE Ø 57 - Halter
			←	☐; → 10/08; für Fahrzeuge mit Sportfahrwerk; für Polizeifahrzeuge	11.9571-9780.2	220658	ATE Ø 57 - Halter
			←	☐; → 10/08; für Fahrzeuge ohne Sportfahrwerk; nicht für Polizeifahrzeuge; nur paarweise austauschen	11.9571-9781.2	220659	ATE Ø 57 - Halter
			➔	☐; → 41085480	11.9407-7001.2	220573	ATE Ø 40 - Halter
			➔	☐; → 41085480	11.9407-7002.2	220574	ATE Ø 40 - Halter
			➔	☐; V; → 41085480	11.9407-7003.2	220835	ATE Ø 40 - Halter
			➔	☐; V; → 41085480	11.9407-7004.2	220836	ATE Ø 40 - Halter
			➔	☐; 41085481→; → 10/08	11.9407-7005.2	220637	ATE Ø 40 - Halter
			➔	☐; 41085481→; → 10/08	11.9407-7006.2	220638	ATE Ø 40 - Halter
2.0 Turbo	129	10/03→	➔	☐; → 41085480	11.9407-7001.2	220573	ATE Ø 40 - Halter
			➔	☐; → 41085480	11.9407-7002.2	220574	ATE Ø 40 - Halter
			➔	☐; V; → 41085480	11.9407-7003.2	220835	ATE Ø 40 - Halter
			➔	☐; V; → 41085480	11.9407-7004.2	220836	ATE Ø 40 - Halter
			➔	☐; 41085481→; → 10/08	11.9407-7007.2	220867	ATE Ø 40 - Halter
			➔	☐; 41085481→; → 10/08	11.9407-7008.2	220868	ATE Ø 40 - Halter
2.2 DTI	86	10/03→06/08	←	☐; für Fahrzeuge ohne Sportfahrwerk; nur paarweise austauschen	11.9571-9781.2	220659	ATE Ø 57 - Halter
			➔	☐; → 41085480	11.9407-7001.2	220573	ATE Ø 40 - Halter
			➔	☐; → 41085480	11.9407-7002.2	220574	ATE Ø 40 - Halter
			➔	☐; V; → 41085480	11.9407-7003.2	220835	ATE Ø 40 - Halter
			➔	☐; V; → 41085480	11.9407-7004.2	220836	ATE Ø 40 - Halter
			➔	☐; 41085481→	11.9407-7005.2	220637	ATE Ø 40 - Halter
			➔	☐; 41085481→	11.9407-7006.2	220638	ATE Ø 40 - Halter
2.8 V6 Turbo	169	08/05→	←	☐; 61000001→; → 10/08	11.9606-9971.2	220589	ATE Ø 60 - Halter
			←	☐; 61000001→; → 10/08	11.9606-9972.2	220590	ATE Ø 60 - Halter
			➔	☐; 41085481→; → 10/08	11.9407-7007.2	220867	ATE Ø 40 - Halter
			➔	☐; 41085481→; → 10/08	11.9407-7008.2	220868	ATE Ø 40 - Halter
2.8 V6 Turbo	184	01/07→	←	☐; → 10/08	11.9606-9971.2	220589	ATE Ø 60 - Halter
			←	☐; → 10/08	11.9606-9972.2	220590	ATE Ø 60 - Halter
			➔	☐; 41085481→; → 10/08	11.9407-7007.2	220867	ATE Ø 40 - Halter
			➔	☐; 41085481→; → 10/08	11.9407-7008.2	220868	ATE Ø 40 - Halter
2.8 V6 Turbo	188	08/05→	←	☐; 61000001→; → 10/08	11.9576-9945.2	220931	ATE Ø 57 - Halter
↓							

	kW			 	! #			
<b>OPEL - VECTRA C Caravan 10/03→</b>								
<b>Bremssattel</b>								
2.8 V6 Turbo	188	08/05→	←	☐; 61000001→; → 10/08		11.9576-9946.2	220932	ATE Ø 57 - Halter
			→	☐; → 10/08		11.9407-7007.2	220867	ATE Ø 40 - Halter
			→	☐; → 10/08		11.9407-7008.2	220868	ATE Ø 40 - Halter
2.8 V6 Turbo	206	01/07→	←	☐; → 10/08		11.9576-9945.2	220931	ATE Ø 57 - Halter
			←	☐; → 10/08		11.9576-9946.2	220932	ATE Ø 57 - Halter
			→	☐; → 10/08		11.9407-7007.2	220867	ATE Ø 40 - Halter
			→	☐; → 10/08		11.9407-7008.2	220868	ATE Ø 40 - Halter
3.0 V6 CDTI 3.2 V6	130 155	10/03→ 10/03→	←	☐; 31070294→; → 10/08		11.9606-9971.2	220589	ATE Ø 60 - Halter
			←	☐; 31070294→; → 10/08		11.9606-9972.2	220590	ATE Ø 60 - Halter
			→	☐; → 41085480		11.9407-7001.2	220573	ATE Ø 40 - Halter
			→	☐; → 41085480		11.9407-7002.2	220574	ATE Ø 40 - Halter
			→	☐; V; → 41085480		11.9407-7003.2	220835	ATE Ø 40 - Halter
			→	☐; V; → 41085480		11.9407-7004.2	220836	ATE Ø 40 - Halter
			→	☐; 41085481→; → 10/08		11.9407-7007.2	220867	ATE Ø 40 - Halter
			→	☐; 41085481→; → 10/08		11.9407-7008.2	220868	ATE Ø 40 - Halter
3.0 V6 CDTI	135	08/05→	←	☐; → 10/08		11.9606-9971.2	220589	ATE Ø 60 - Halter
			←	☐; → 10/08		11.9606-9972.2	220590	ATE Ø 60 - Halter
			→	☐; → 41085480		11.9407-7001.2	220573	ATE Ø 40 - Halter
			→	☐; → 41085480		11.9407-7002.2	220574	ATE Ø 40 - Halter
			→	☐; → 41085480; V		11.9407-7003.2	220835	ATE Ø 40 - Halter
			→	☐; → 41085480; V		11.9407-7004.2	220836	ATE Ø 40 - Halter
			→	☐; 41085481→; → 10/08		11.9407-7007.2	220867	ATE Ø 40 - Halter
			→	☐; 41085481→; → 10/08		11.9407-7008.2	220868	ATE Ø 40 - Halter
<b>Bremssattelachssatz</b>								
1.8 2.2 direct 2.2 DTI	90 114 92	10/03→ 10/03→ 10/03→	←	für Fahrzeuge mit Sportfahrwerk; → 10/08	2	11.0530-0004.2	220933	ATE Ø 57 - Halter
2.0 Turbo	129	10/03→	←	→ 10/08	2	11.0530-0004.2	220933	ATE Ø 57 - Halter
2.2 DTI	86	10/03→06/08	←	für Fahrzeuge mit Sportfahrwerk	2	11.0530-0004.2	220933	ATE Ø 57 - Halter
3.0 V6 CDTI 3.2 V6	130 155	10/03→ 10/03→	←	→ 31070293	2	11.0530-0004.2	220933	ATE Ø 57 - Halter
<b>Halter, Bremssattel</b>								
1.6	77	01/06→	→	06/06→; → 41085480	2	11.8170-0633.1	260117	ATE
			→	41085481→; → 10/08	2	11.8170-0633.1	260117	ATE
1.6 16V 1.8 1.8 1.9 CDTI 1.9 CDTI 1.9 CDTI 2.0 DTI 2.2 direct 2.2 DTI	74 90 103 74 88 110 74 114 92	06/04→ 10/03→ 01/06→ 10/05→ 04/04→01/09 04/04→ 10/03→ 10/03→ 10/03→	→	→ 41085480	2	11.8170-0633.1	260117	ATE
2.0 Turbo 3.0 V6 CDTI 3.0 V6 CDTI 3.2 V6	129 130 135 155	10/03→ 10/03→ 08/05→ 10/03→	→	→ 41085480	2	11.8170-0633.1	260117	ATE
			→	41085481→; → 10/08	2	11.8170-0633.1	260117	ATE
2.2 DTI	86	10/03→06/08	→	→ 41085480	2	11.8170-0633.1	260117	ATE
			→	41085481→	2	11.8170-0633.1	260117	ATE
2.8 V6 Turbo 2.8 V6 Turbo	169 184	08/05→ 01/07→	→	41085481→; → 10/08	2	11.8170-0633.1	260117	ATE
<b>Feder, Bremssattel</b>								
1.6	77	01/06→		06/06→ 10/08	2	11.8116-0295.2	390524	ATE
				06/06→; → 41085480; V	2	11.8116-0340.1	390595	ATE
				06/06→; → 41085480	2	11.8116-0340.1	390595	ATE
				41085481→; → 10/08	2	11.8116-0340.1	390595	ATE
			←	06/06→ 10/08	2	11.8116-0356.1	390586	ATE
1.6 16V 1.9 CDTI 2.0 DTI ↓	74 110 74	06/04→ 04/04→ 10/03→		→ 10/08	2	11.8116-0295.2	390524	ATE
				V; → 41085480	2	11.8116-0340.1	390595	ATE

	kw			 	! #			
<b>OPEL - VECTRA C Caravan 10/03→</b>								
<b>Feder, Bremssattel</b>								
1.6 16V 1.9 CDTI 2.0 DTI	74	06/04→		→ 41085480	2	11.8116-0340.1	390595	ATE
	110	04/04→		41085481→; → 10/08	2	11.8116-0340.1	390595	ATE
	74	10/03→	←	→ 10/08	2	11.8116-0356.1	390586	ATE
1.8 2.2 direct 2.2 DTI	90	10/03→		für Fahrzeuge ohne Sportfahrwerk; → 10/08	2	11.8116-0295.2	390524	ATE
	114	10/03→		für Fahrzeuge mit Sportfahrwerk; → 10/08	2	11.8116-0325.2	390461	ATE
	92	10/03→		V; → 41085480	2	11.8116-0340.1	390595	ATE
				41085481→; → 10/08	2	11.8116-0340.1	390595	ATE
				→ 41085480	2	11.8116-0340.1	390595	ATE
			←	für Fahrzeuge ohne Sportfahrwerk; → 10/08	2	11.8116-0356.1	390586	ATE
1.8	103	01/06→		→ 10/08; für Fahrzeuge mit Sportfahrwerk; nicht für Polizeifahrzeuge	2	11.8116-0295.2	390524	ATE
				41085481→; → 10/08	2	11.8116-0340.1	390595	ATE
				→ 41085480; V	2	11.8116-0340.1	390595	ATE
				→ 41085480	2	11.8116-0340.1	390595	ATE
				→ 10/08; für Fahrzeuge mit Sportfahrwerk; für Polizeifahrzeuge	2	11.8116-0356.1	390586	ATE
			←	→ 10/08; für Fahrzeuge mit Sportfahrwerk; nicht für Polizeifahrzeuge	2	11.8116-0356.1	390586	ATE
1.9 CDTI	74	10/05→		61000001→; → 10/08; für Fahrzeuge ohne Sportfahrwerk; nicht für Polizeifahrzeuge	2	11.8116-0295.2	390524	ATE
				41085481→; → 10/08	2	11.8116-0340.1	390595	ATE
				→ 41085480	2	11.8116-0340.1	390595	ATE
				→ 41085480; V	2	11.8116-0340.1	390595	ATE
				→ 10/08; für Fahrzeuge mit Sportfahrwerk; für Polizeifahrzeuge	2	11.8116-0356.1	390586	ATE
			←	61000001→; → 10/08; für Fahrzeuge ohne Sportfahrwerk; nicht für Polizeifahrzeuge	2	11.8116-0356.1	390586	ATE
1.9 CDTI	88	04/04→01/09		→ 10/08; für Fahrzeuge ohne Sportfahrwerk; nicht für Polizeifahrzeuge	2	11.8116-0295.2	390524	ATE
				41085481→; → 10/08	2	11.8116-0340.1	390595	ATE
				V; → 41085480	2	11.8116-0340.1	390595	ATE
				→ 41085480	2	11.8116-0340.1	390595	ATE
				→ 10/08; für Fahrzeuge mit Sportfahrwerk; für Polizeifahrzeuge	2	11.8116-0356.1	390586	ATE
			←	→ 10/08; für Fahrzeuge ohne Sportfahrwerk; nicht für Polizeifahrzeuge	2	11.8116-0356.1	390586	ATE
2.0 Turbo	129	10/03→		→ 10/08	2	11.8116-0325.2	390461	ATE
				V; → 41085480	2	11.8116-0340.1	390595	ATE
				→ 41085480	2	11.8116-0340.1	390595	ATE
				41085481→; → 10/08	2	11.8116-0340.1	390595	ATE
2.2 DTI	86	10/03→06/08		für Fahrzeuge ohne Sportfahrwerk	2	11.8116-0295.2	390524	ATE
				für Fahrzeuge mit Sportfahrwerk	2	11.8116-0325.2	390461	ATE
				41085481→	2	11.8116-0340.1	390595	ATE
				→ 41085480	2	11.8116-0340.1	390595	ATE
				V; → 41085480	2	11.8116-0340.1	390595	ATE
			←	für Fahrzeuge ohne Sportfahrwerk	2	11.8116-0356.1	390586	ATE
2.8 V6 Turbo	169	08/05→		41085481→; → 10/08	2	11.8116-0340.1	390595	ATE
			←	61000001→; → 10/08	2	11.8116-0345.2	390596	ATE
2.8 V6 Turbo	184	01/07→		41085481→; → 10/08	2	11.8116-0340.1	390595	ATE
			←	→ 10/08	2	11.8116-0345.2	390596	ATE
2.8 V6 Turbo	188	08/05→		61000001→; → 10/08	2	11.8116-0410.2	390589	ATE
2.8 V6 Turbo	206	01/07→		→ 10/08	2	11.8116-0410.2	390589	ATE
3.0 V6 CDTI 3.2 V6	130 155	10/03→ 10/03→		→ 31070293	2	11.8116-0325.2	390461	ATE
				V; → 41085480	2	11.8116-0340.1	390595	ATE
				→ 41085480	2	11.8116-0340.1	390595	ATE
↓								

	kw			 	! #		
<b>OPEL - VECTRA C Caravan 10/03→</b>							
<b>Feder, Bremssattel</b>							
3.0 V6 CDTI	130	10/03→		41085481→; → 10/08	2	11.8116-0340.1 390595	ATE
3.2 V6	155	10/03→	←	31070294→; → 10/08	2	11.8116-0345.2 390596	ATE
3.0 V6 CDTI	135	08/05→		→ 41085480; V	2	11.8116-0340.1 390595	ATE
				41085481→; → 10/08	2	11.8116-0340.1 390595	ATE
				→ 41085480	2	11.8116-0340.1 390595	ATE
			←	→ 10/08	2	11.8116-0345.2 390596	ATE
<b>Führungshülzensatz, Bremssattel</b>							
1.6	77	01/06→	←	06/06→ 10/08		11.0101-5407.2 260011	ATE
			→	06/06→; → 41085480; V		11.0101-5407.2 260011	ATE
			→	41085481→; → 10/08		11.0101-5407.2 260011	ATE
			→	06/06→; → 41085480		11.0101-5407.2 260011	ATE
1.6 16V	74	06/04→	←	→ 10/08		11.0101-5407.2 260011	ATE
1.9 CDTI	110	04/04→	→	V; → 41085480		11.0101-5407.2 260011	ATE
2.0 DTI	74	10/03→	→	41085481→; → 10/08		11.0101-5407.2 260011	ATE
2.0 Turbo	129	10/03→	→	→ 41085480		11.0101-5407.2 260011	ATE
1.8	90	10/03→	←	für Fahrzeuge mit Sportfahrwerk; → 10/08		11.0101-5407.2 260011	ATE
2.2 direct	114	10/03→	←	für Fahrzeuge ohne Sportfahrwerk; → 10/08		11.0101-5407.2 260011	ATE
2.2 DTI	92	10/03→	→	→ 41085480		11.0101-5407.2 260011	ATE
			→	V; → 41085480		11.0101-5407.2 260011	ATE
			→	41085481→; → 10/08		11.0101-5407.2 260011	ATE
1.8	103	01/06→	←	→ 10/08; für Fahrzeuge mit Sportfahrwerk; für Polizeifahrzeuge		11.0101-5407.2 260011	ATE
			←	→ 10/08; für Fahrzeuge mit Sportfahrwerk; nicht für Polizeifahrzeuge		11.0101-5407.2 260011	ATE
			→	→ 41085480; V		11.0101-5407.2 260011	ATE
			→	41085481→; → 10/08		11.0101-5407.2 260011	ATE
			→	→ 41085480		11.0101-5407.2 260011	ATE
1.9 CDTI	74	10/05→	←	→ 10/08; für Fahrzeuge mit Sportfahrwerk; für Polizeifahrzeuge		11.0101-5407.2 260011	ATE
			←	61000001→; → 10/08; für Fahrzeuge ohne Sportfahrwerk; nicht für Polizeifahrzeuge		11.0101-5407.2 260011	ATE
			→	→ 41085480; V		11.0101-5407.2 260011	ATE
			→	→ 41085480		11.0101-5407.2 260011	ATE
			→	41085481→; → 10/08		11.0101-5407.2 260011	ATE
1.9 CDTI	88	04/04→01/09	←	→ 10/08; für Fahrzeuge ohne Sportfahrwerk; nicht für Polizeifahrzeuge		11.0101-5407.2 260011	ATE
			←	→ 10/08; für Fahrzeuge mit Sportfahrwerk; für Polizeifahrzeuge		11.0101-5407.2 260011	ATE
			→	V; → 41085480		11.0101-5407.2 260011	ATE
			→	41085481→; → 10/08		11.0101-5407.2 260011	ATE
			→	→ 41085480		11.0101-5407.2 260011	ATE
2.2 DTI	86	10/03→06/08	←	für Fahrzeuge ohne Sportfahrwerk		11.0101-5407.2 260011	ATE
			←	für Fahrzeuge mit Sportfahrwerk		11.0101-5407.2 260011	ATE
			→	V; → 41085480		11.0101-5407.2 260011	ATE
			→	→ 41085480		11.0101-5407.2 260011	ATE
			→	41085481→		11.0101-5407.2 260011	ATE
2.8 V6 Turbo	169	08/05→	←	61000001→; → 10/08		11.0101-5407.2 260011	ATE
			→	41085481→; → 10/08		11.0101-5407.2 260011	ATE
2.8 V6 Turbo	184	01/07→	←	→ 10/08		11.0101-5407.2 260011	ATE
			→	41085481→; → 10/08		11.0101-5407.2 260011	ATE
2.8 V6 Turbo	188	08/05→	←	61000001→; → 10/08		11.0101-5407.2 260011	ATE
			→	→ 10/08		11.0101-5407.2 260011	ATE
↓							

	kw			 	! #		
<b>OPEL - VECTRA C Caravan 10/03→</b>							
<b>Führungshülzensatz, Bremssattel</b>							
2.8 V6 Turbo	206	01/07→	←	→ 10/08		11.0101-5407.2 260011	ATE
			→	→ 10/08		11.0101-5407.2 260011	ATE
3.0 V6 CDTI 3.2 V6	130 155	10/03→ 10/03→	←	31070294→; → 10/08		11.0101-5407.2 260011	ATE
			←	→ 31070293		11.0101-5407.2 260011	ATE
			→	V; → 41085480		11.0101-5407.2 260011	ATE
			→	41085481→; → 10/08		11.0101-5407.2 260011	ATE
3.0 V6 CDTI	135	08/05→	←	→ 10/08		11.0101-5407.2 260011	ATE
			→	→ 41085480; V		11.0101-5407.2 260011	ATE
			→	41085481→; → 10/08		11.0101-5407.2 260011	ATE
			→	→ 41085480		11.0101-5407.2 260011	ATE
<b>Führungsbolzen, Bremssattel</b>							
1.6	77	01/06→		06/06→ 10/08		11.8171-0008.1 990049	ATE
				06/06→; → 41085480; V		11.8171-0008.1 990049	ATE
				06/06→; → 41085480		11.8171-0008.1 990049	ATE
				41085481→; → 10/08		11.8171-0008.1 990049	ATE
1.6 16V 1.9 CDTI 2.0 DTI 2.0 Turbo	74 110 74 129	06/04→ 04/04→ 10/03→ 10/03→		→ 10/08		11.8171-0008.1 990049	ATE
				→ 41085480		11.8171-0008.1 990049	ATE
				V; → 41085480		11.8171-0008.1 990049	ATE
				41085481→; → 10/08		11.8171-0008.1 990049	ATE
1.8 2.2 direct 2.2 DTI	90 114 92	10/03→ 10/03→ 10/03→		für Fahrzeuge mit Sportfahrwerk; → 10/08		11.8171-0008.1 990049	ATE
				→ 41085480		11.8171-0008.1 990049	ATE
				für Fahrzeuge ohne Sportfahrwerk; → 10/08		11.8171-0008.1 990049	ATE
				41085481→; → 10/08		11.8171-0008.1 990049	ATE
1.8	103	01/06→		V; → 41085480		11.8171-0008.1 990049	ATE
				→ 41085480; V		11.8171-0008.1 990049	ATE
				→ 41085480		11.8171-0008.1 990049	ATE
				→ 10/08; für Fahrzeuge mit Sportfahrwerk; nicht für Polizeifahrzeuge		11.8171-0008.1 990049	ATE
			41085481→; → 10/08		11.8171-0008.1 990049	ATE	
			→ 10/08; für Fahrzeuge mit Sportfahrwerk; für Polizeifahrzeuge		11.8171-0008.1 990049	ATE	
1.9 CDTI	74	10/05→		→ 41085480; V		11.8171-0008.1 990049	ATE
				→ 41085480		11.8171-0008.1 990049	ATE
				→ 10/08; für Fahrzeuge mit Sportfahrwerk; für Polizeifahrzeuge		11.8171-0008.1 990049	ATE
				41085481→; → 10/08		11.8171-0008.1 990049	ATE
				61000001→; → 10/08; für Fahrzeuge ohne Sportfahrwerk; nicht für Polizeifahrzeuge		11.8171-0008.1 990049	ATE
1.9 CDTI	88	04/04→01/09		→ 10/08; für Fahrzeuge mit Sportfahrwerk; für Polizeifahrzeuge		11.8171-0008.1 990049	ATE
				→ 41085480		11.8171-0008.1 990049	ATE
				→ 10/08; für Fahrzeuge ohne Sportfahrwerk; nicht für Polizeifahrzeuge		11.8171-0008.1 990049	ATE
				V; → 41085480		11.8171-0008.1 990049	ATE
			41085481→; → 10/08		11.8171-0008.1 990049	ATE	
2.2 DTI	86	10/03→06/08		41085481→		11.8171-0008.1 990049	ATE
				→ 41085480		11.8171-0008.1 990049	ATE
				für Fahrzeuge mit Sportfahrwerk		11.8171-0008.1 990049	ATE
				für Fahrzeuge ohne Sportfahrwerk		11.8171-0008.1 990049	ATE
				V; → 41085480		11.8171-0008.1 990049	ATE
2.8 V6 Turbo	169	08/05→		61000001→; → 10/08		11.8171-0008.1 990049	ATE
				41085481→; → 10/08		11.8171-0008.1 990049	ATE
2.8 V6 Turbo	184	01/07→		→ 10/08		11.8171-0008.1 990049	ATE
				41085481→; → 10/08		11.8171-0008.1 990049	ATE
↓							



**OPEL - VECTRA C Caravan 10/03→**

**Führungsbolzen, Bremsattel**

2.8 V6 Turbo	188	08/05→		61000001→; → 10/08	11.8171-0008.1	990049	ATE
				→ 10/08	11.8171-0008.1	990049	ATE
2.8 V6 Turbo	206	01/07→		→ 10/08	11.8171-0008.1	990049	ATE
3.0 V6 CDTI 3.2 V6	130 155	10/03→ 10/03→		31070294→; → 10/08	11.8171-0008.1	990049	ATE
				→ 41085480	11.8171-0008.1	990049	ATE
				V; → 41085480	11.8171-0008.1	990049	ATE
				→ 31070293	11.8171-0008.1	990049	ATE
3.0 V6 CDTI	135	08/05→		41085481→; → 10/08	11.8171-0008.1	990049	ATE
				→ 41085480; V	11.8171-0008.1	990049	ATE
				→ 41085480	11.8171-0008.1	990049	ATE
				41085481→; → 10/08	11.8171-0008.1	990049	ATE
				→ 10/08	11.8171-0008.1	990049	ATE

**Dichtungssatz, Bremsattel**

2.8 V6 Turbo	169	08/05→	←	61000001→; → 10/08	11.0441-6008.2	250038	ATE für Kolben-Ø [mm]: 60
2.8 V6 Turbo	184	01/07→	←	→ 10/08	11.0441-6008.2	250038	ATE für Kolben-Ø [mm]: 60
3.0 V6 CDTI	135	08/05→					
3.0 V6 CDTI	130	10/03→	←	31070294→; → 10/08	11.0441-6008.2	250038	ATE für Kolben-Ø [mm]: 60
3.2 V6	155	10/03→					









**Bremsschlauch**








1.6	77	01/06→	←	06/06→ 10/08	2	83.7807-0412.3	331098	L= 412			
			→	06/06→ 10/08	2	24.5259-0315.3	330882	L= 315			
1.6 16V 1.8 1.8 1.9 CDTI 1.9 CDTI 2.0 DTI 2.0 Turbo 2.2 direct 2.2 DTI 2.8 V6 Turbo 2.8 V6 Turbo 2.8 V6 Turbo 2.8 V6 Turbo 3.0 V6 CDTI 3.0 V6 CDTI 3.2 V6	74 90 103 74 88 110 74 129 114 92 169 184 188 206 130 135 155	06/04→ 10/03→ 01/06→ 10/05→ 04/04→01/09 04/04→ 10/03→ 10/03→ 10/03→ 10/03→ 08/05→ 01/07→ 08/05→ 01/07→ 10/03→ 08/05→ 10/03→	←	→ 10/08	2	83.7807-0412.3	331098	L= 412			
			→	→ 10/08	2	24.5259-0315.3	330882	L= 315			
			←								
			→								
			←								
			→								
			←								
			→								
			←								
			→								
			←								
			→								
			←								
			→								
			2.2 DTI	86	10/03→06/08	←		2	83.7807-0412.3	331098	L= 412
						→		2	24.5259-0315.3	330882	L= 315








**OPEL - VECTRA C GTS 08/02→**








**Bremssattel**















1.6 1.6	74 77	08/05→ 01/06→	←	☐; → 10/08; nur paarweise austauschen	11.9571-9781.2	220659	ATE Ø 57 - Halter
			→	☐; → 10/08	11.9387-7003.2	220567	ATE Ø 38 - Halter
			→	☐; → 10/08	11.9387-7004.2	220568	ATE Ø 38 - Halter
			→	☐; → 10/08; V	11.9387-7005.2	220569	ATE Ø 38 - Halter
			→	☐; → 10/08; V	11.9387-7006.2	220570	ATE Ø 38 - Halter
1.8	103	01/06→	←	☐; → 10/08; für Fahrzeuge mit Sportfahrwerk; für Polizeifahrzeuge	11.9571-9779.2	220657	ATE Ø 57 - Halter
			←	☐; → 10/08; für Fahrzeuge mit Sportfahrwerk; für Polizeifahrzeuge	11.9571-9780.2	220658	ATE Ø 57 - Halter
			←	☐; → 10/08; für Fahrzeuge mit Sportfahrwerk; nur paarweise austauschen	11.9571-9781.2	220659	ATE Ø 57 - Halter
			→	☐; → 10/08	11.9387-7003.2	220567	ATE Ø 38 - Halter
			→	☐; → 10/08	11.9387-7004.2	220568	ATE Ø 38 - Halter
			→	☐; → 10/08; V	11.9387-7005.2	220569	ATE Ø 38 - Halter
			→	☐; → 10/08; V	11.9387-7006.2	220570	ATE Ø 38 - Halter
1.8 16V 2.2 DTI 16V	81 86	08/02→12/06 08/02→06/08	←	☐; für Fahrzeuge ohne Sportfahrwerk; nur paarweise austauschen	11.9571-9781.2	220659	ATE Ø 57 - Halter
			→	☐	11.9387-7003.2	220567	ATE Ø 38 - Halter
↓							












	kw			 	! #		
<b>OPEL - VECTRA C GTS 08/02→</b>							
 <b>Bremssattel</b>							
1.8 16V 2.2 DTI 16V	81 86	08/02→12/06 08/02→06/08	→	<input type="checkbox"/>		<b>11.9387-7004.2 220568</b>	ATE Ø 38 - Halter
			→	<input type="checkbox"/> ; V		<b>11.9387-7005.2 220569</b>	ATE Ø 38 - Halter
			→	<input type="checkbox"/> ; V		<b>11.9387-7006.2 220570</b>	ATE Ø 38 - Halter
1.8 16V 2.2 16V 2.2 direct 2.2 DTI 16V	90 108 114 92	08/02→ 08/02→ 10/03→ 08/02→	←	<input type="checkbox"/> ; für Fahrzeuge ohne Sportfahrwerk; → 10/08; nur paarweise austauschen		<b>11.9571-9781.2 220659</b>	ATE Ø 57 - Halter
			→	<input type="checkbox"/> ; → 10/08		<b>11.9387-7003.2 220567</b>	ATE Ø 38 - Halter
			→	<input type="checkbox"/> ; → 10/08		<b>11.9387-7004.2 220568</b>	ATE Ø 38 - Halter
			→	<input type="checkbox"/> ; V; → 10/08		<b>11.9387-7005.2 220569</b>	ATE Ø 38 - Halter
			→	<input type="checkbox"/> ; V; → 10/08		<b>11.9387-7006.2 220570</b>	ATE Ø 38 - Halter
1.9 CDTI	74	10/05→	←	<input type="checkbox"/> ; 61000001→; → 10/08; für Polizeifahrzeuge		<b>11.9571-9779.2 220657</b>	ATE Ø 57 - Halter
			←	<input type="checkbox"/> ; 61000001→; → 10/08; für Polizeifahrzeuge		<b>11.9571-9780.2 220658</b>	ATE Ø 57 - Halter
			←	<input type="checkbox"/> ; 61000001→; → 10/08; nicht für Polizeifahrzeuge; nur paarweise austauschen		<b>11.9571-9781.2 220659</b>	ATE Ø 57 - Halter
			→	<input type="checkbox"/> ; → 10/08		<b>11.9387-7003.2 220567</b>	ATE Ø 38 - Halter
			→	<input type="checkbox"/> ; → 10/08		<b>11.9387-7004.2 220568</b>	ATE Ø 38 - Halter
			→	<input type="checkbox"/> ; → 10/08; V		<b>11.9387-7005.2 220569</b>	ATE Ø 38 - Halter
			→	<input type="checkbox"/> ; → 10/08; V		<b>11.9387-7006.2 220570</b>	ATE Ø 38 - Halter
1.9 CDTI 1.9 CDTI 2.0 DTI 16V	88 110 74	04/04→01/09 04/04→ 08/02→	←	<input type="checkbox"/> ; → 10/08; nur paarweise austauschen		<b>11.9571-9781.2 220659</b>	ATE Ø 57 - Halter
			→	<input type="checkbox"/> ; → 10/08		<b>11.9387-7003.2 220567</b>	ATE Ø 38 - Halter
			→	<input type="checkbox"/> ; → 10/08		<b>11.9387-7004.2 220568</b>	ATE Ø 38 - Halter
			→	<input type="checkbox"/> ; V; → 10/08		<b>11.9387-7005.2 220569</b>	ATE Ø 38 - Halter
			→	<input type="checkbox"/> ; V; → 10/08		<b>11.9387-7006.2 220570</b>	ATE Ø 38 - Halter
2.0 16V Turbo	129	03/03→	→	<input type="checkbox"/> ; → 10/08		<b>11.9387-7003.2 220567</b>	ATE Ø 38 - Halter
			→	<input type="checkbox"/> ; → 10/08		<b>11.9387-7004.2 220568</b>	ATE Ø 38 - Halter
			→	<input type="checkbox"/> ; V; → 10/08		<b>11.9387-7005.2 220569</b>	ATE Ø 38 - Halter
			→	<input type="checkbox"/> ; V; → 10/08		<b>11.9387-7006.2 220570</b>	ATE Ø 38 - Halter
2.8 V6 Turbo 2.8 V6 Turbo	169 184	08/05→ 08/06→	←	<input type="checkbox"/> ; 61000001→; → 10/08; - OPC / -VXR		<b>11.9606-9971.2 220589</b>	ATE Ø 60 - Halter
			←	<input type="checkbox"/> ; 61000001→; → 10/08; + OPC / +VXR		<b>11.9606-9971.2 220589</b>	ATE Ø 60 - Halter
			←	<input type="checkbox"/> ; 61000001→; → 10/08; - OPC / -VXR		<b>11.9606-9972.2 220590</b>	ATE Ø 60 - Halter
			←	<input type="checkbox"/> ; 61000001→; → 10/08; + OPC / +VXR		<b>11.9606-9972.2 220590</b>	ATE Ø 60 - Halter
			→	<input type="checkbox"/> ; → 10/08		<b>11.9387-7003.2 220567</b>	ATE Ø 38 - Halter
			→	<input type="checkbox"/> ; → 10/08		<b>11.9387-7004.2 220568</b>	ATE Ø 38 - Halter
			→	<input type="checkbox"/> ; → 10/08; V		<b>11.9387-7005.2 220569</b>	ATE Ø 38 - Halter
			→	<input type="checkbox"/> ; → 10/08; V		<b>11.9387-7006.2 220570</b>	ATE Ø 38 - Halter
2.8 V6 Turbo 2.8 V6 Turbo	188 206	08/05→ 08/06→	←	<input type="checkbox"/> ; 61000001→; → 10/08		<b>11.9576-9945.2 220931</b>	ATE Ø 57 - Halter
			←	<input type="checkbox"/> ; 61000001→; → 10/08		<b>11.9576-9946.2 220932</b>	ATE Ø 57 - Halter
			→	<input type="checkbox"/> ; → 10/08		<b>11.9387-7005.2 220569</b>	ATE Ø 38 - Halter
			→	<input type="checkbox"/> ; → 10/08		<b>11.9387-7006.2 220570</b>	ATE Ø 38 - Halter
3.0 CDTi	135	08/05→	←	<input type="checkbox"/> ; 61000001→; → 10/08		<b>11.9606-9971.2 220589</b>	ATE Ø 60 - Halter
			←	<input type="checkbox"/> ; 61000001→; → 10/08		<b>11.9606-9972.2 220590</b>	ATE Ø 60 - Halter
			→	<input type="checkbox"/> ; → 10/08		<b>11.9387-7003.2 220567</b>	ATE Ø 38 - Halter
			→	<input type="checkbox"/> ; → 10/08		<b>11.9387-7004.2 220568</b>	ATE Ø 38 - Halter
			→	<input type="checkbox"/> ; → 10/08; V		<b>11.9387-7005.2 220569</b>	ATE Ø 38 - Halter
			→	<input type="checkbox"/> ; → 10/08; V		<b>11.9387-7006.2 220570</b>	ATE Ø 38 - Halter
3.0 CDTi 3.2 V6	130 155	06/03→ 08/02→	←	<input type="checkbox"/> ; 31070294→; → 10/08		<b>11.9606-9971.2 220589</b>	ATE Ø 60 - Halter
			←	<input type="checkbox"/> ; 31070294→; → 10/08		<b>11.9606-9972.2 220590</b>	ATE Ø 60 - Halter
			→	<input type="checkbox"/> ; → 10/08		<b>11.9387-7003.2 220567</b>	ATE Ø 38 - Halter
			→	<input type="checkbox"/> ; → 10/08		<b>11.9387-7004.2 220568</b>	ATE Ø 38 - Halter
			→	<input type="checkbox"/> ; V; → 10/08		<b>11.9387-7005.2 220569</b>	ATE Ø 38 - Halter
			→	<input type="checkbox"/> ; V; → 10/08		<b>11.9387-7006.2 220570</b>	ATE Ø 38 - Halter
↓							










	kw			 	! #		
<b>OPEL - VECTRA C GTS 08/02→</b>							
<b>Bremssattelachssatz</b>							
1.8 16V 2.2 DTI 16V	81 86	08/02→12/06 08/02→06/08	←	für Fahrzeuge mit Sportfahrwerk	2	11.0530-0004.2 220933	ATE Ø 57 - Halter
1.8 16V 2.2 16V 2.2 direct 2.2 DTI 16V	90 108 114 92	08/02→ 08/02→ 10/03→ 08/02→	←	für Fahrzeuge mit Sportfahrwerk; → 10/08	2	11.0530-0004.2 220933	ATE Ø 57 - Halter
2.0 16V Turbo	129	03/03→	←	→ 10/08	2	11.0530-0004.2 220933	ATE Ø 57 - Halter
3.0 CDTI 3.2 V6	130 155	06/03→ 08/02→	←	→ 31070293	2	11.0530-0004.2 220933	ATE Ø 57 - Halter
<b>Halter, Bremssattel</b>							
1.6 1.6 1.8 1.8 16V 1.9 CDTI 1.9 CDTI 1.9 CDTI 2.0 16V Turbo 2.0 DTI 16V 2.2 16V 2.2 direct 2.2 DTI 16V 2.8 V6 Turbo 2.8 V6 Turbo 3.0 CDTi 3.0 CDTI 3.2 V6	74 77 103 90 74 88 110 129 74 108 114 92 169 184 135 130 155	08/05→ 01/06→ 01/06→ 08/02→ 10/05→ 04/04→01/09 04/04→ 03/03→ 08/02→ 08/02→ 10/03→ 08/02→ 08/05→ 08/06→ 08/05→ 06/03→ 08/02→	→	→ 10/08		11.8170-0633.1 260117	ATE
1.8 16V 2.2 DTI 16V	81 86	08/02→12/06 08/02→06/08	→			11.8170-0633.1 260117	ATE
<b>Feder, Bremssattel</b>							
1.6 1.6	74 77	08/05→ 01/06→		→ 10/08	2	11.8116-0295.2 390524	ATE
				→ 10/08	2	11.8116-0340.1 390595	ATE
			←	→ 10/08	2	11.8116-0356.1 390586	ATE
			→	→ 10/08; V	2	11.8116-0340.1 390595	ATE
1.8	103	01/06→		→ 10/08; für Fahrzeuge mit Sportfahrwerk	2	11.8116-0295.2 390524	ATE
				→ 10/08	2	11.8116-0340.1 390595	ATE
			←	→ 10/08; für Fahrzeuge mit Sportfahrwerk; für Polizeifahrzeuge	2	11.8116-0356.1 390586	ATE
			←	→ 10/08; für Fahrzeuge mit Sportfahrwerk	2	11.8116-0356.1 390586	ATE
			→	→ 10/08; V	2	11.8116-0340.1 390595	ATE
1.8 16V 2.2 DTI 16V	81 86	08/02→12/06 08/02→06/08		für Fahrzeuge ohne Sportfahrwerk	2	11.8116-0295.2 390524	ATE
				für Fahrzeuge mit Sportfahrwerk	2	11.8116-0325.2 390461	ATE
					2	11.8116-0340.1 390595	ATE
			←	für Fahrzeuge ohne Sportfahrwerk	2	11.8116-0356.1 390586	ATE
			→	V	2	11.8116-0340.1 390595	ATE
1.8 16V 2.2 16V 2.2 direct 2.2 DTI 16V	90 108 114 92	08/02→ 08/02→ 10/03→ 08/02→		für Fahrzeuge ohne Sportfahrwerk; → 10/08	2	11.8116-0295.2 390524	ATE
				für Fahrzeuge mit Sportfahrwerk; → 10/08	2	11.8116-0325.2 390461	ATE
				→ 10/08	2	11.8116-0340.1 390595	ATE
			←	für Fahrzeuge ohne Sportfahrwerk; → 10/08	2	11.8116-0356.1 390586	ATE
			→	V; → 10/08	2	11.8116-0340.1 390595	ATE
1.9 CDTI	74	10/05→		61000001→; → 10/08; nicht für Polizeifahrzeuge	2	11.8116-0295.2 390524	ATE
				→ 10/08	2	11.8116-0340.1 390595	ATE
			←	61000001→; → 10/08; nicht für Polizeifahrzeuge	2	11.8116-0356.1 390586	ATE
			←	61000001→; → 10/08; für Polizeifahrzeuge	2	11.8116-0356.1 390586	ATE
			→	→ 10/08; V	2	11.8116-0340.1 390595	ATE
1.9 CDTI 1.9 CDTI 2.0 DTI 16V	88 110 74	04/04→01/09 04/04→ 08/02→		→ 10/08	2	11.8116-0295.2 390524	ATE
				→ 10/08	2	11.8116-0340.1 390595	ATE
			←	→ 10/08	2	11.8116-0356.1 390586	ATE
			→	V; → 10/08	2	11.8116-0340.1 390595	ATE
↓							

	kW			 	! #		
<b>OPEL - VECTRA C GTS 08/02→</b>							
<b>Feder, Bremssattel</b>							
2.0 16V Turbo	129	03/03→		→ 10/08	2	11.8116-0325.2 390461	ATE
				→ 10/08	2	11.8116-0340.1 390595	ATE
			➔	V; → 10/08	2	11.8116-0340.1 390595	ATE
2.8 V6 Turbo 2.8 V6 Turbo	169 184	08/05→ 08/06→		→ 10/08	2	11.8116-0340.1 390595	ATE
			←	61000001→; → 10/08; - OPC / -VXR	2	11.8116-0345.2 390596	ATE
			←	61000001→; → 10/08; + OPC / +VXR	2	11.8116-0345.2 390596	ATE
		➔	→ 10/08; V	2	11.8116-0340.1 390595	ATE	
2.8 V6 Turbo 2.8 V6 Turbo	188 206	08/05→ 08/06→		61000001→; → 10/08	2	11.8116-0410.2 390589	ATE
			➔	→ 10/08	2	11.8116-0340.1 390595	ATE
3.0 CDTi	135	08/05→		→ 10/08	2	11.8116-0340.1 390595	ATE
			←	61000001→; → 10/08	2	11.8116-0345.2 390596	ATE
			➔	→ 10/08; V	2	11.8116-0340.1 390595	ATE
3.0 CDTI 3.2 V6	130 155	06/03→ 08/02→		→ 31070293	2	11.8116-0325.2 390461	ATE
				→ 10/08	2	11.8116-0340.1 390595	ATE
			←	31070294→; → 10/08	2	11.8116-0345.2 390596	ATE
			➔	V; → 10/08	2	11.8116-0340.1 390595	ATE
<b>Führungshülzensatz, Bremssattel</b>							
1.6 1.6	74 77	08/05→ 01/06→	←	→ 10/08		11.0101-5407.2 260011	ATE
			➔	→ 10/08; V		11.0101-5407.2 260011	ATE
			➔	→ 10/08		11.0101-5407.2 260011	ATE
1.8	103	01/06→	←	für Fahrzeuge mit Sportfahrwerk; → 10/08		11.0101-5407.2 260011	ATE
			←	→ 10/08; für Fahrzeuge mit Sportfahrwerk; für Polizeifahrzeuge		11.0101-5407.2 260011	ATE
			➔	→ 10/08		11.0101-5407.2 260011	ATE
			➔	→ 10/08; V		11.0101-5407.2 260011	ATE
1.8 16V 2.2 DTI 16V	81 86	08/02→12/06 08/02→06/08	←	für Fahrzeuge ohne Sportfahrwerk		11.0101-5407.2 260011	ATE
			←	für Fahrzeuge mit Sportfahrwerk		11.0101-5407.2 260011	ATE
			➔	V		11.0101-5407.2 260011	ATE
			➔			11.0101-5407.2 260011	ATE
1.8 16V 2.2 16V 2.2 direct 2.2 DTI 16V	90 108 114 92	08/02→ 08/02→ 10/03→ 08/02→	←	für Fahrzeuge ohne Sportfahrwerk; → 10/08		11.0101-5407.2 260011	ATE
			←	für Fahrzeuge mit Sportfahrwerk; → 10/08		11.0101-5407.2 260011	ATE
			➔	V; → 10/08		11.0101-5407.2 260011	ATE
			➔	→ 10/08		11.0101-5407.2 260011	ATE
			➔			11.0101-5407.2 260011	ATE
1.9 CDTI	74	10/05→	←	61000001→; → 10/08; nicht für Polizeifahrzeuge		11.0101-5407.2 260011	ATE
			←	61000001→; → 10/08; für Polizeifahrzeuge		11.0101-5407.2 260011	ATE
			➔	→ 10/08; V		11.0101-5407.2 260011	ATE
			➔	→ 10/08		11.0101-5407.2 260011	ATE
1.9 CDTI 1.9 CDTI 2.0 16V Turbo 2.0 DTI 16V	88 110 129 74	04/04→01/09 04/04→ 03/03→ 08/02→	←	→ 10/08		11.0101-5407.2 260011	ATE
			➔	→ 10/08		11.0101-5407.2 260011	ATE
			➔	V; → 10/08		11.0101-5407.2 260011	ATE
			➔			11.0101-5407.2 260011	ATE
2.8 V6 Turbo 2.8 V6 Turbo	169 184	08/05→ 08/06→	←	61000001→; → 10/08; - OPC / -VXR		11.0101-5407.2 260011	ATE
			←	61000001→; → 10/08; + OPC / +VXR		11.0101-5407.2 260011	ATE
			➔	→ 10/08; V		11.0101-5407.2 260011	ATE
			➔	→ 10/08		11.0101-5407.2 260011	ATE
2.8 V6 Turbo 2.8 V6 Turbo	188 206	08/05→ 08/06→	←	61000001→; → 10/08		11.0101-5407.2 260011	ATE
			➔	→ 10/08		11.0101-5407.2 260011	ATE
3.0 CDTi	135	08/05→	←	61000001→; → 10/08		11.0101-5407.2 260011	ATE
			➔	→ 10/08; V		11.0101-5407.2 260011	ATE
			➔	→ 10/08		11.0101-5407.2 260011	ATE
3.0 CDTI 3.2 V6	130 155	06/03→ 08/02→	←	→ 31070293		11.0101-5407.2 260011	ATE
			←	31070294→; → 10/08		11.0101-5407.2 260011	ATE
↓							








	kw			 	! #		
<b>OPEL - VECTRA C GTS 08/02→</b>							
<b>Führungshülzensatz, Bremsattel</b>							
3.0 CDTI	130	06/03→	➡	V; → 10/08		11.0101-5407.2	260011 ATE
3.2 V6	155	08/02→	➡	→ 10/08		11.0101-5407.2	260011 ATE
<b>Führungsbolzen, Bremsattel</b>							
1.6	74	08/05→		→ 10/08		11.8171-0008.1	990049 ATE
1.6	77	01/06→		→ 10/08		11.8171-0008.1	990049 ATE
				→ 10/08; V		11.8171-0008.1	990049 ATE
1.8	103	01/06→		→ 10/08		11.8171-0008.1	990049 ATE
				für Fahrzeuge mit Sportfahrwerk; → 10/08		11.8171-0008.1	990049 ATE
				→ 10/08; für Fahrzeuge mit Sportfahrwerk; für Polizeifahrzeuge		11.8171-0008.1	990049 ATE
				→ 10/08; V		11.8171-0008.1	990049 ATE
1.8 16V	81	08/02→12/06				11.8171-0008.1	990049 ATE
2.2 DTI 16V	86	08/02→06/08		V		11.8171-0008.1	990049 ATE
				für Fahrzeuge ohne Sportfahrwerk		11.8171-0008.1	990049 ATE
				für Fahrzeuge mit Sportfahrwerk		11.8171-0008.1	990049 ATE
1.8 16V	90	08/02→		→ 10/08		11.8171-0008.1	990049 ATE
2.2 16V	108	08/02→		für Fahrzeuge mit Sportfahrwerk; → 10/08		11.8171-0008.1	990049 ATE
2.2 direct	114	10/03→		V; → 10/08		11.8171-0008.1	990049 ATE
2.2 DTI 16V	92	08/02→		für Fahrzeuge ohne Sportfahrwerk; → 10/08		11.8171-0008.1	990049 ATE
1.9 CDTI	74	10/05→		61000001→; → 10/08; nicht für Polizeifahrzeuge		11.8171-0008.1	990049 ATE
				61000001→; → 10/08; für Polizeifahrzeuge		11.8171-0008.1	990049 ATE
				→ 10/08; V		11.8171-0008.1	990049 ATE
				→ 10/08		11.8171-0008.1	990049 ATE
1.9 CDTI	88	04/04→01/09		→ 10/08		11.8171-0008.1	990049 ATE
1.9 CDTI	110	04/04→		→ 10/08		11.8171-0008.1	990049 ATE
2.0 16V Turbo	129	03/03→		V; → 10/08		11.8171-0008.1	990049 ATE
2.0 DTI 16V	74	08/02→		→ 10/08		11.8171-0008.1	990049 ATE
2.8 V6 Turbo	169	08/05→		→ 10/08		11.8171-0008.1	990049 ATE
2.8 V6 Turbo	184	08/06→		61000001→; → 10/08; - OPC / -VXR		11.8171-0008.1	990049 ATE
				61000001→; → 10/08; + OPC / +VXR		11.8171-0008.1	990049 ATE
				→ 10/08; V		11.8171-0008.1	990049 ATE
2.8 V6 Turbo	188	08/05→		61000001→; → 10/08		11.8171-0008.1	990049 ATE
2.8 V6 Turbo	206	08/06→		→ 10/08		11.8171-0008.1	990049 ATE
3.0 CDTi	135	08/05→		61000001→; → 10/08		11.8171-0008.1	990049 ATE
				→ 10/08		11.8171-0008.1	990049 ATE
				→ 10/08; V		11.8171-0008.1	990049 ATE
3.0 CDTI	130	06/03→		31070294→; → 10/08		11.8171-0008.1	990049 ATE
3.2 V6	155	08/02→		→ 10/08		11.8171-0008.1	990049 ATE
				→ 31070293		11.8171-0008.1	990049 ATE
				V; → 10/08		11.8171-0008.1	990049 ATE
<b>Dichtungssatz, Bremsattel</b>							
2.8 V6 Turbo	169	08/05→	←	61000001→; → 10/08; - OPC / -VXR		11.0441-6008.2	250038 ATE für Kolben-Ø [mm]: 60
2.8 V6 Turbo	184	08/06→					
3.0 CDTi	135	08/05→	←	61000001→; → 10/08		11.0441-6008.2	250038 ATE für Kolben-Ø [mm]: 60
3.0 CDTI	130	06/03→	←	31070294→; → 10/08		11.0441-6008.2	250038 ATE für Kolben-Ø [mm]: 60
3.2 V6	155	08/02→					
<b>Bremsschlauch</b>							
1.6	74	08/05→	←	→ 10/08	2	83.7807-0412.3	331098 L= 412
1.6	77	01/06→					
1.8	103	01/06→	➡	→ 10/08	2	24.5259-0315.3	330882 L= 315
1.8 16V	90	08/02→					
1.9 CDTI	74	10/05→					
1.9 CDTI	88	04/04→01/09					
1.9 CDTI	110	04/04→					
2.0 16V Turbo	129	03/03→					
2.0 DTI 16V	74	08/02→					
2.2 16V	108	08/02→					
2.2 direct	114	10/03→					
2.2 DTI 16V	92	08/02→					
2.8 V6 Turbo	169	08/05→					
↓							








	kw			 	! #		
<b>OPEL - VECTRA C GTS 08/02→</b>							
 <b>Bremsschlauch</b>							
2.8 V6 Turbo	184	08/06→	←	→ 10/08	2	83.7807-0412.3 331098	L= 412
2.8 V6 Turbo	188	08/05→	→	→ 10/08	2	24.5259-0315.3 330882	L= 315
2.8 V6 Turbo	206	08/06→					
3.0 CDTi	135	08/05→					
3.0 CDTi	130	06/03→					
3.2 V6	155	08/02→					
1.8 16V	81	08/02→12/06	←		2	83.7807-0412.3 331098	L= 412
2.2 DTI 16V	86	08/02→06/08	→		2	24.5259-0315.3 330882	L= 315
<b>OPEL - VIVARO Combi 06/14→</b>							
 <b>Bremssattel</b>							
1.6 CDTi	66	06/14→	→	☐; 07/14→		24.3414-1707.5 240337	TRW Ø 41 - Halter
1.6 CDTi	85	06/14→	→	☐; 07/14→		24.3414-1708.5 240338	TRW Ø 41 - Halter
1.6 CDTi	88	06/14→					
1.6 CDTi	103	06/14→					
1.6 CDTi	70	04/15→	→	☐		24.3414-1707.5 240337	TRW Ø 41 - Halter
1.6 CDTi	92	04/15→	→	☐		24.3414-1708.5 240338	TRW Ø 41 - Halter
1.6 CDTi	107	04/15→					
<b>OPEL - VIVARO Combi (J7) 08/01→</b>							
 <b>Bremssattel</b>							
1.9 DI	60	08/01→	←	☐; → 06/14		24.3451-1713.7 220737	TRW Ø1 40 Ø2 45 - Halter
1.9 DTI	74	08/01→	←	☐; → 06/14		24.3451-1714.7 220738	TRW Ø1 40 Ø2 45 - Halter
2.0 16V	88	08/01→					
2.0 CDTi	66	08/06→	→	☐; 2V607599→; → 06/14		24.3414-1707.5 240337	TRW Ø 41 - Halter
2.0 CDTi	84	08/06→	→	☐; 2V607599→; → 06/14		24.3414-1708.5 240338	TRW Ø 41 - Halter
2.0 ECOTEC	86	08/06→					
2.5 CDTi	84	08/06→					
2.5 CDTi	107	08/06→					
2.5 DTI	99	05/03→					
 <b>Bremsschlauch</b>							
1.9 DI	60	08/01→		am Bremssattel; → 06/14	2	24.5111-0221.3 330818	L= 220
1.9 DTI	74	08/01→	←	→ 06/14	2	24.5111-0386.3 330503	L= 385
2.0 16V	88	08/01→					
2.0 CDTi	66	08/06→	→	→ 06/14	2	24.5229-0200.3 330572	L= 200
2.0 CDTi	84	08/06→					
2.0 ECOTEC	86	08/06→					
2.5 CDTi	84	08/06→					
2.5 CDTi	107	08/06→					
2.5 DTI	99	05/03→					
<b>OPEL - VIVARO Kasten 06/14→</b>							
 <b>Bremssattel</b>							
1.6 CDTi	66	06/14→	→	☐; 07/14→		24.3414-1707.5 240337	TRW Ø 41 - Halter
1.6 CDTi	85	06/14→	→	☐; 07/14→		24.3414-1708.5 240338	TRW Ø 41 - Halter
1.6 CDTi	88	06/14→					
1.6 CDTi	103	06/14→					
1.6 CDTi	70	08/16→	→	☐		24.3414-1707.5 240337	TRW Ø 41 - Halter
1.6 CDTi	92	03/16→	→	☐		24.3414-1708.5 240338	TRW Ø 41 - Halter
1.6 CDTi	107	03/16→					
<b>OPEL - VIVARO Kasten (F7) 08/01→</b>							
 <b>Bremssattel</b>							
1.9 DI	60	08/01→	←	☐; → 06/14		24.3451-1713.7 220737	TRW Ø1 40 Ø2 45 - Halter
1.9 DTI	74	08/01→	←	☐; → 06/14		24.3451-1714.7 220738	TRW Ø1 40 Ø2 45 - Halter
2.0 16V	88	08/01→					
2.0 CDTi	66	08/06→	→	☐; 2V607599→; → 06/14		24.3414-1707.5 240337	TRW Ø 41 - Halter
2.0 CDTi	84	08/06→	→	☐; 2V607599→; → 06/14		24.3414-1708.5 240338	TRW Ø 41 - Halter
2.0 ECOTEC	86	08/06→					
2.5 CDTi	84	08/06→					
2.5 CDTi	107	08/06→					
2.5 DTI	99	05/03→					
 <b>Bremsschlauch</b>							
1.9 DI	60	08/01→		am Bremssattel; → 06/14	2	24.5111-0221.3 330818	L= 220
1.9 DTI	74	08/01→	←	→ 06/14	2	24.5111-0386.3 330503	L= 385
2.0 16V	88	08/01→					
2.0 CDTi	66	08/06→	→	→ 06/14	2	24.5229-0200.3 330572	L= 200
2.0 CDTi	84	08/06→					
2.0 ECOTEC	86	08/06→					
2.5 CDTi	84	08/06→					
2.5 CDTi	107	08/06→					
2.5 DTI	99	05/03→					

	kw			 	! #		
<b>OPEL - VIVARO Pritsche/Fahrgestell 06/14→</b>							
 <b>Bremssattel</b>							
1.6 CDTI	66	06/14→	➔	☐; 07/14→		24.3414-1707.5 240337	TRW Ø 41 - Halter
1.6 CDTI	85	06/14→	➔	☐; 07/14→		24.3414-1708.5 240338	TRW Ø 41 - Halter
1.6 CDTI	88	08/15→	➔	☐		24.3414-1707.5 240337	TRW Ø 41 - Halter
1.6 CDTI	92	11/16→	➔	☐		24.3414-1708.5 240338	TRW Ø 41 - Halter
1.6 CDTI	103	08/15→	➔	☐			
1.6 CDTI	107	11/16→	➔	☐			
<b>OPEL - VIVARO Pritsche/Fahrgestell (E7) 08/01→</b>							
 <b>Bremssattel</b>							
1.9 Di	60	08/01→	➔	☐; 08/06→ 06/14		24.3451-1713.7 220737	TRW Ø1 40 Ø2 45 - Halter
2.0 CDTI	66	01/06→	➔	☐; 08/06→ 06/14		24.3451-1714.7 220738	TRW Ø1 40 Ø2 45 - Halter
2.5 DTi	99	08/03→	➔	☐; 2V607599→; → 06/14		24.3414-1707.5 240337	TRW Ø 41 - Halter
			➔	☐; 2V607599→; → 06/14		24.3414-1708.5 240338	TRW Ø 41 - Halter
1.9 DTI	74	08/06→	➔	☐; → 06/14		24.3451-1713.7 220737	TRW Ø1 40 Ø2 45 - Halter
2.0 16V	88	08/03→	➔	☐; → 06/14		24.3451-1714.7 220738	TRW Ø1 40 Ø2 45 - Halter
2.0 CDTI	84	08/06→	➔	☐; 2V607599→; → 06/14		24.3414-1707.5 240337	TRW Ø 41 - Halter
2.0 ECOTEC	86	08/06→	➔	☐; 2V607599→; → 06/14		24.3414-1708.5 240338	TRW Ø 41 - Halter
2.5 CDTI	84	08/06→	➔	☐; 2V607599→; → 06/14			
2.5 CDTI	107	08/06→	➔	☐; 2V607599→; → 06/14			
 <b>Bremsschlauch</b>							
1.9 Di	60	08/01→		am Bremssattel; 08/06→ 06/14	2	24.5111-0221.3 330818	L= 220
2.0 CDTI	66	01/06→	➔	08/06→ 06/14	2	24.5111-0386.3 330503	L= 385
2.5 DTi	99	08/03→	➔	08/06→ 06/14	2	24.5229-0200.3 330572	L= 200
1.9 DTI	74	08/06→		am Bremssattel; → 06/14	2	24.5111-0221.3 330818	L= 220
2.0 16V	88	08/03→	➔	→ 06/14	2	24.5111-0386.3 330503	L= 385
2.0 CDTI	84	08/06→	➔	→ 06/14	2	24.5229-0200.3 330572	L= 200
2.0 ECOTEC	86	08/06→	➔	→ 06/14	2		
2.5 CDTI	84	08/06→	➔				
2.5 CDTI	107	08/06→	➔				
<b>OPEL - ZAFIRA A (F75_) 04/99→06/05</b>							
 <b>Bremssattel</b>							
1.6	76	10/03→06/05	➔	☐		11.9571-9824.2 220472	ATE Ø 57 - Halter
1.6 16V	74	04/99→06/05	➔	☐		24.3571-9824.5 240500	ATE Ø 57 - Halter
1.6 CNG	71	09/01→06/05	➔	☐		24.3571-9823.5 240499	ATE Ø 57 - Halter
1.8 16V	85	04/99→09/00	➔	☐		24.3384-1753.7 220633	TRW Ø 38 - Halter
1.8 16V	92	09/00→06/05	➔	☐		24.3384-1754.7 220634	TRW Ø 38 - Halter
2.0 DTI 16V	74	09/00→06/05	➔	☐			
2.0 OPC	141	09/01→06/05	➔	☐			
2.0 OPC	147	11/02→06/05	➔	☐			
2.2 16V	108	09/00→06/05	➔	☐			
2.2 DTI 16V	86	01/02→06/05	➔	☐			
2.2 DTI 16V	92	01/02→06/05	➔	☐			
2.0 DI	63	07/99→06/00	➔	☐; 06/00→		11.9571-9824.2 220472	ATE Ø 57 - Halter
			➔	☐; 06/00→		24.3571-9824.5 240500	ATE Ø 57 - Halter
			➔	☐; 06/00→		24.3384-1753.7 220633	TRW Ø 38 - Halter
			➔	☐; 06/00→		24.3384-1754.7 220634	TRW Ø 38 - Halter
2.0 DI 16V	60	07/99→06/05	➔	☐; 10/99→		11.9571-9824.2 220472	ATE Ø 57 - Halter
			➔	☐; 10/99→		24.3571-9824.5 240500	ATE Ø 57 - Halter
			➔	☐; 10/99→		24.3384-1753.7 220633	TRW Ø 38 - Halter
			➔	☐; 10/99→		24.3384-1754.7 220634	TRW Ø 38 - Halter
<b>Feder, Bremssattel</b>							
1.6	76	10/03→06/05	➔		2	11.8116-0292.1 390521	ATE
1.6 16V	74	04/99→06/05	➔				
1.6 CNG	71	09/01→06/05	➔				
1.8 16V	85	04/99→09/00	➔				
1.8 16V	92	09/00→06/05	➔				
2.0 DTI 16V	74	09/00→06/05	➔				
2.0 OPC	141	09/01→06/05	➔				
2.0 OPC	147	11/02→06/05	➔				
2.2 16V	108	09/00→06/05	➔				
2.2 DTI 16V	86	01/02→06/05	➔				
2.2 DTI 16V	92	01/02→06/05	➔				
2.0 DI	63	07/99→06/00	➔	06/00→	2	11.8116-0292.1 390521	ATE
2.0 DI 16V	60	07/99→06/05	➔	10/99→	2	11.8116-0292.1 390521	ATE

	kw			 	! #		
<b>OPEL - ZAFIRA A (F75_) 04/99→06/05</b>							
<b>Führungshülzensatz, Bremsattel</b>							
1.6	76	10/03→06/05	←			11.0101-5407.2 260011	ATE
1.6 16V	74	04/99→06/05					
1.6 CNG	71	09/01→06/05					
1.8 16V	85	04/99→09/00					
1.8 16V	92	09/00→06/05					
2.0 DTI 16V	74	09/00→06/05					
2.0 OPC	141	09/01→06/05					
2.0 OPC	147	11/02→06/05					
2.2 16V	108	09/00→06/05					
2.2 DTI 16V	86	01/02→06/05					
2.2 DTI 16V	92	01/02→06/05					
2.0 DI	63	07/99→06/00	←	06/00→		11.0101-5407.2 260011	ATE
2.0 DI 16V	60	07/99→06/05	←	10/99→		11.0101-5407.2 260011	ATE
<b>Führungsbolzen, Bremsattel</b>							
1.6	76	10/03→06/05	←			11.8171-0008.1 990049	ATE
1.6 16V	74	04/99→06/05					
1.6 CNG	71	09/01→06/05					
1.8 16V	85	04/99→09/00					
1.8 16V	92	09/00→06/05					
2.0 DTI 16V	74	09/00→06/05					
2.0 OPC	141	09/01→06/05					
2.0 OPC	147	11/02→06/05					
2.2 16V	108	09/00→06/05					
2.2 DTI 16V	86	01/02→06/05					
2.2 DTI 16V	92	01/02→06/05					
2.0 DI	63	07/99→06/00	←	06/00→		11.8171-0008.1 990049	ATE
2.0 DI 16V	60	07/99→06/05	←	10/99→		11.8171-0008.1 990049	ATE
<b>Dichtungssatz, Bremsattel</b>							
1.6	76	10/03→06/05	←			11.0441-5704.2 250034	ATE
1.6 16V	74	04/99→06/05					
1.6 CNG	71	09/01→06/05					
1.8 16V	85	04/99→09/00					
1.8 16V	92	09/00→06/05					
2.0 DTI 16V	74	09/00→06/05					
2.0 OPC	141	09/01→06/05					
2.0 OPC	147	11/02→06/05					
2.2 16V	108	09/00→06/05					
2.2 DTI 16V	86	01/02→06/05					
2.2 DTI 16V	92	01/02→06/05					
2.0 DI	63	07/99→06/00	←	06/00→		11.0441-5704.2 250034	ATE
2.0 DI 16V	60	07/99→06/05	←	10/99→		11.0441-5704.2 250034	ATE
<b> Bremsschlauch</b>							
1.6	76	10/03→06/05	←		2	24.5241-0396.3 331380	L= 398
1.6 16V	74	04/99→06/05	→	☐; 32000001→		24.5157-0218.3 331095	L= 219 L2= 185 mit Rohrleitung
1.6 CNG	71	09/01→06/05	→	☐; 32000001→		24.5157-0219.3 331096	L= 219 L2= 185 mit Rohrleitung
			→		2	24.5240-0220.3 330619	L= 220
			→	→ 22999999	2	24.5241-0200.3 330620	L= 200
1.8 16V	85	04/99→09/00	←		2	24.5241-0396.3 331380	L= 398
1.8 16V	92	09/00→06/05	→	☐; 32000001→		24.5157-0218.3 331095	L= 219 L2= 185 mit Rohrleitung
2.0 DTI 16V	74	09/00→06/05	→	☐; 32000001→		24.5157-0219.3 331096	L= 219 L2= 185 mit Rohrleitung
2.0 OPC	141	09/01→06/05	→	☐; 32000001→		24.5157-0219.3 331096	L= 219 L2= 185 mit Rohrleitung
2.0 OPC	147	11/02→06/05	→				
2.2 16V	108	09/00→06/05	→	→ 22999999	2	24.5241-0200.3 330620	L= 200
2.2 DTI 16V	86	01/02→06/05					
2.2 DTI 16V	92	01/02→06/05					
2.0 DI	63	07/99→06/00	←	06/00→	2	24.5241-0396.3 331380	L= 398
			→	☐; 32000001→		24.5157-0218.3 331095	L= 219 L2= 185 mit Rohrleitung
			→	☐; 32000001→		24.5157-0219.3 331096	L= 219 L2= 185 mit Rohrleitung
			→	06/00→; → 22999999	2	24.5241-0200.3 330620	L= 200
2.0 DI 16V	60	07/99→06/05	←	10/99→	2	24.5241-0396.3 331380	L= 398
			→	☐; 32000001→		24.5157-0218.3 331095	L= 219 L2= 185 mit Rohrleitung
			→	☐; 32000001→		24.5157-0219.3 331096	L= 219 L2= 185 mit Rohrleitung
			→	10/99→; → 22999999	2	24.5241-0200.3 330620	L= 200
<b>OPEL - ZAFIRA B (A05) 07/05→</b>							
<b> Bremsattel</b>							
1.6	77	07/05→	←	☐		11.9571-9824.2 220472	ATE Ø 57 - Halter
↓							



	kW			 	! #			
<b>OPEL - ZAFIRA B (A05) 07/05→</b>								
<b>Bremssattel</b>								
1.6	85	01/08→	←	☐		24.3571-9824.5	240500	ATE Ø 57 - Halter
1.6 CNG	69	01/06→	←	☐		24.3571-9823.5	240499	ATE Ø 57 - Halter
1.6 CNG Turbo	110	02/09→	←	☐				
1.9 CDTI	74	07/05→	→	☐		24.3417-1703.5	240854	TRW Ø 41 - Halter
1.9 CDTI	88	07/05→	→	☐				
1.9 CDTI	110	07/05→	→	☐		24.3417-1704.7	220760	TRW Ø 41 - Halter
2.0	147	07/05→						
2.2	110	07/05→						
1.7 CDTI	81	01/08→	←	☐; für Bremsscheibendurchmesser [mm]: 280		11.9571-9824.2	220472	ATE Ø 57 - Halter
1.7 CDTI	92	01/08→	←	☐; für Bremsscheibendurchmesser [mm]: 280		24.3571-9824.5	240500	ATE Ø 57 - Halter
1.8	88	06/13→	←	☐; für Bremsscheibendurchmesser [mm]: 308		11.9571-9824.2	220472	ATE Ø 57 - Halter
1.8	103	07/05→	←	☐; für Bremsscheibendurchmesser [mm]: 308		24.3571-9824.5	240500	ATE Ø 57 - Halter
			←	☐; für Bremsscheibendurchmesser [mm]: 280		24.3571-9823.5	240499	ATE Ø 57 - Halter
			←	☐; für Bremsscheibendurchmesser [mm]: 308		24.3571-9823.5	240499	ATE Ø 57 - Halter
			→	☐		24.3417-1703.5	240854	TRW Ø 41 - Halter
			→	☐		24.3417-1704.7	220760	TRW Ø 41 - Halter
2.0	177	01/06→	←	☐		11.9571-9779.2	220657	ATE Ø 57 - Halter
			←	☐		11.9571-9780.2	220658	ATE Ø 57 - Halter
<b>Halter, Bremssattel</b>								
1.6 CNG	69	01/06→	←			11.8170-0758.1	260120	ATE
1.6 CNG Turbo	110	02/09→	←					
1.9 CDTI	74	07/05→						
1.9 CDTI	88	07/05→						
1.9 CDTI	110	07/05→						
2.0	147	07/05→						
2.2	110	07/05→						
1.7 CDTI	81	01/08→	←	für Bremsscheibendurchmesser [mm]: 308		11.8170-0758.1	260120	ATE
1.7 CDTI	92	01/08→						
1.8	88	06/13→						
1.8	103	07/05→						
<b>Feder, Bremssattel</b>								
1.6	77	07/05→	←		2	11.8116-0292.1	390521	ATE
1.6	85	01/08→						
1.6 CNG	69	01/06→						
1.6 CNG Turbo	110	02/09→						
1.9 CDTI	74	07/05→						
1.9 CDTI	88	07/05→						
1.9 CDTI	110	07/05→						
2.0	147	07/05→						
2.2	110	07/05→						
1.7 CDTI	81	01/08→	←	für Bremsscheibendurchmesser [mm]: 308	2	11.8116-0292.1	390521	ATE
1.7 CDTI	92	01/08→						
1.8	88	06/13→	←	für Bremsscheibendurchmesser [mm]: 280	2	11.8116-0292.1	390521	ATE
1.8	103	07/05→						
2.0	177	01/06→	←		2	11.8116-0356.1	390586	ATE
<b>Führungshülzensatz, Bremssattel</b>								
1.6	77	07/05→	←			11.0101-5407.2	260011	ATE
1.6	85	01/08→						
1.6 CNG	69	01/06→						
1.6 CNG Turbo	110	02/09→						
1.9 CDTI	74	07/05→						
1.9 CDTI	88	07/05→						
1.9 CDTI	110	07/05→						
2.0	147	07/05→						
2.0	177	01/06→						
2.2	110	07/05→						
1.7 CDTI	81	01/08→	←	für Bremsscheibendurchmesser [mm]: 308		11.0101-5407.2	260011	ATE
1.7 CDTI	92	01/08→						
1.8	88	06/13→	←	für Bremsscheibendurchmesser [mm]: 280		11.0101-5407.2	260011	ATE
1.8	103	07/05→						
<b>Führungsbolzen, Bremssattel</b>								
1.6	77	07/05→				11.8171-0008.1	990049	ATE
1.6	85	01/08→						
1.6 CNG	69	01/06→						
1.6 CNG Turbo	110	02/09→						
1.9 CDTI	74	07/05→						
1.9 CDTI	88	07/05→						
↓								

	kW			 	! #		
<b>OPEL - ZAFIRA B (A05) 07/05→</b>							
<b>Führungsbolzen, Bremsattel</b>							
1.9 CDTI	110	07/05→				11.8171-0008.1	990049 ATE
2.0	147	07/05→					
2.0	177	01/06→					
2.2	110	07/05→					
1.7 CDTI	81	01/08→		für Bremsscheibendurchmesser [mm]:		11.8171-0008.1	990049 ATE
1.7 CDTI	92	01/08→		308			
1.8	88	06/13→		für Bremsscheibendurchmesser [mm]:		11.8171-0008.1	990049 ATE
1.8	103	07/05→		280			
<b>Dichtungssatz, Bremsattel</b>							
1.6	77	07/05→	←			11.0441-5704.2	250034 ATE
1.6	85	01/08→					
1.6 CNG	69	01/06→					
1.6 CNG Turbo	110	02/09→					
1.9 CDTI	74	07/05→					
1.9 CDTI	88	07/05→					
1.9 CDTI	110	07/05→					
2.0	147	07/05→					
2.2	110	07/05→					
1.7 CDTI	81	01/08→	←	für Bremsscheibendurchmesser [mm]:		11.0441-5704.2	250034 ATE
1.7 CDTI	92	01/08→		308			
1.8	88	06/13→	←	für Bremsscheibendurchmesser [mm]:		11.0441-5704.2	250034 ATE
1.8	103	07/05→		280			
<b>Zubehörsatz, Bremsattel</b>							
1.6	77	07/05→	→			24.0101-3803.2	260101 TRW
1.6	85	01/08→					
1.6 CNG	69	01/06→					
1.6 CNG Turbo	110	02/09→					
1.7 CDTI	81	01/08→					
1.7 CDTI	92	01/08→					
1.8	88	06/13→					
1.8	103	07/05→					
1.9 CDTI	74	07/05→					
1.9 CDTI	88	07/05→					
1.9 CDTI	110	07/05→					
2.0	147	07/05→					
2.2	110	07/05→					
<b>Bremsschlauch</b>							
1.6	77	07/05→	←		2	24.5241-0429.3	331381 L= 429
1.6	85	01/08→	→	☐		24.5157-0218.3	331095 L= 219 L2= 185 mit Rohrleitung
1.6 CNG	69	01/06→	→	☐		24.5157-0219.3	331096 L= 219 L2= 185 mit Rohrleitung
1.6 CNG Turbo	110	02/09→					
1.7 CDTI	81	01/08→					
1.7 CDTI	92	01/08→					
1.8	88	06/13→					
1.8	103	07/05→					
1.9 CDTI	74	07/05→					
1.9 CDTI	88	07/05→					
1.9 CDTI	110	07/05→					
2.0	147	07/05→					
2.2	110	07/05→					
2.0	177	01/06→	→	☐		24.5157-0218.3	331095 L= 219 L2= 185 mit Rohrleitung
			→	☐		24.5157-0219.3	331096 L= 219 L2= 185 mit Rohrleitung
<b>OPEL - ZAFIRA B Van 07/05→</b>							
<b>Bremssattel</b>							
1.6 CNG Turbo	110	02/09→	←	☐		11.9571-9824.2	220472 ATE Ø 57 - Halter
			←	☐		24.3571-9824.5	240500 ATE Ø 57 - Halter
			→	☐		24.3571-9823.5	240499 ATE Ø 57 - Halter
			→	☐		24.3417-1703.5	240854 TRW Ø 41 - Halter
			→	☐		24.3417-1704.7	220760 TRW Ø 41 - Halter
1.7 CDTI	81	01/08→	←	☐;		11.9571-9824.2	220472 ATE Ø 57 - Halter
1.7 CDTI	92	01/08→		für Bremsscheibendurchmesser [mm]:		24.3571-9824.5	240500 ATE Ø 57 - Halter
1.8	103	07/05→		280			
			←	☐;		11.9571-9824.2	220472 ATE Ø 57 - Halter
				für Bremsscheibendurchmesser [mm]:		24.3571-9824.5	240500 ATE Ø 57 - Halter
				308			
			←	☐;		24.3571-9823.5	240499 ATE Ø 57 - Halter
				für Bremsscheibendurchmesser [mm]:			
				280			
			←	☐;		24.3571-9823.5	240499 ATE Ø 57 - Halter
				für Bremsscheibendurchmesser [mm]:			
				308			

**OPEL - ZAFIRA B Van 07/05→**

**Bremssattel**

1.7 CDTI	81	01/08→	→	<input type="checkbox"/>	24.3417-1703.5	240854	TRW Ø 41 - Halter
1.7 CDTI	92	01/08→	→	<input type="checkbox"/>	24.3417-1704.7	220760	TRW Ø 41 - Halter
1.8	103	07/05→	→	<input type="checkbox"/>			

**Halter, Bremssattel**

1.6 CNG Turbo	110	02/09→	←		11.8170-0758.1	260120	ATE
1.7 CDTI	81	01/08→	←	für Bremsscheibendurchmesser [mm]:	11.8170-0758.1	260120	ATE
1.7 CDTI	92	01/08→	←	308			
1.8	103	07/05→	←				

**Feder, Bremssattel**

1.6 CNG Turbo	110	02/09→	←		2	11.8116-0292.1	390521	ATE
1.7 CDTI	81	01/08→	←	für Bremsscheibendurchmesser [mm]:	2	11.8116-0292.1	390521	ATE
1.7 CDTI	92	01/08→	←	308				
1.8	103	07/05→	←	für Bremsscheibendurchmesser [mm]:	2	11.8116-0292.1	390521	ATE
				280				

**Führungshülzensatz, Bremssattel**

1.6 CNG Turbo	110	02/09→	←		11.0101-5407.2	260011	ATE
1.7 CDTI	81	01/08→	←	für Bremsscheibendurchmesser [mm]:	11.0101-5407.2	260011	ATE
1.7 CDTI	92	01/08→	←	308			
1.8	103	07/05→	←	für Bremsscheibendurchmesser [mm]:	11.0101-5407.2	260011	ATE
				280			

**Führungsbolzen, Bremssattel**

1.6 CNG Turbo	110	02/09→			11.8171-0008.1	990049	ATE
1.7 CDTI	81	01/08→		für Bremsscheibendurchmesser [mm]:	11.8171-0008.1	990049	ATE
1.7 CDTI	92	01/08→		308			
1.8	103	07/05→		für Bremsscheibendurchmesser [mm]:	11.8171-0008.1	990049	ATE
				280			

**Dichtungssatz, Bremssattel**

1.6 CNG Turbo	110	02/09→	←		11.0441-5704.2	250034	ATE
1.7 CDTI	81	01/08→	←	für Bremsscheibendurchmesser [mm]:	11.0441-5704.2	250034	ATE
1.7 CDTI	92	01/08→	←	308			
1.8	103	07/05→	←	für Bremsscheibendurchmesser [mm]:	11.0441-5704.2	250034	ATE
				280			

**Zubehörsatz, Bremssattel**

1.6 CNG Turbo	110	02/09→	→		24.0101-3803.2	260101	TRW
1.7 CDTI	81	01/08→					
1.7 CDTI	92	01/08→					
1.8	103	07/05→					










**Bremsschlauch**

























1.6 CNG Turbo	110	02/09→	←		2	24.5241-0429.3	331381	L= 429
1.7 CDTI	81	01/08→	→	<input type="checkbox"/>		24.5157-0218.3	331095	L= 219 L2= 185 mit Rohrleitung
1.7 CDTI	92	01/08→	→	<input type="checkbox"/>		24.5157-0219.3	331096	L= 219 L2= 185 mit Rohrleitung
1.8	103	07/05→	→	<input type="checkbox"/>				








**OPEL - ZAFIRA TOURER C (P12) 10/11→**








**Bremssattel**










1.4	88	10/11→	←	<input type="checkbox"/> ; 11/11→;	11.9601-2601.2	220913	ATE Ø 60 - Halter
1.4	103	10/11→		für Bremsscheibendurchmesser [mm]:			
1.4 LPG	103	10/11→		300			
1.6 CNG	110	10/11→	←	<input type="checkbox"/> ; 11/11→;	11.9601-2602.2	220914	ATE Ø 60 - Halter
1.8	85	10/11→		für Bremsscheibendurchmesser [mm]:			
1.8	103	10/11→		300			
1.8 LPG	101	10/11→					
2.0 CDTi	81	10/11→					
2.0 CDTi	96	10/11→					
2.0 CDTi	118	10/11→					
2.0 CDTi	121	10/11→					
1.6 CDTI	88	07/14→	←	<input type="checkbox"/> ;	11.9601-2601.2	220913	ATE Ø 60 - Halter
1.6 CDTI	99	11/16→		für Bremsscheibendurchmesser [mm]:			
1.6 SIDI	125	12/12→		300			
1.6 SIDI	147	07/13→	←	<input type="checkbox"/> ;	11.9601-2602.2	220914	ATE Ø 60 - Halter
2.0 BiTurbo CDTI	143	01/13→		für Bremsscheibendurchmesser [mm]:			
2.0 CDTi	125	01/15→		300			
1.6 CDTI	100	02/13→	←	<input type="checkbox"/> ; 03/13→;	11.9601-2601.2	220913	ATE Ø 60 - Halter
				für Bremsscheibendurchmesser [mm]:			
				300			
			←	<input type="checkbox"/> ; 03/13→;	11.9601-2602.2	220914	ATE Ø 60 - Halter
				für Bremsscheibendurchmesser [mm]:			
				300			

	kW			 	! #		
<b>PEUGEOT - 106 I (1A, 1C) 08/91→04/96</b>							
<b> Bremssattel</b>							
1.3 1.6	72 76	10/93→04/96 01/94→04/96	←	☐; S 51132347→		11.3481-9833.2 220561 24.3481-9833.5 240479	ATE Ø 48 - Halter ATE Ø 48 - Halter
			←	☐; S 51132347→		11.3481-9834.2 220562 24.3481-9834.5 240480	ATE Ø 48 - Halter ATE Ø 48 - Halter
1.4 1.4 1.4 D 1.5 D 1.5 D 1.6	51 55 37 40 43 65	08/91→03/96 09/91→04/96 09/92→04/96 06/94→04/96 06/94→04/96 06/93→04/96	←	☐; S 51132347→; + ABS		11.3481-9833.2 220561 24.3481-9833.5 240479	ATE Ø 48 - Halter ATE Ø 48 - Halter
			←	☐; S 51132347→; + ABS		11.3481-9834.2 220562 24.3481-9834.5 240480	ATE Ø 48 - Halter ATE Ø 48 - Halter
<b>Feder, Bremssattel</b>							
1.3 1.6	72 76	10/93→04/96 01/94→04/96	←	S 51132347→	2	11.8116-0129.1 390591	ATE
1.4 1.4 1.4 D 1.5 D 1.5 D 1.6	51 55 37 40 43 65	08/91→03/96 09/91→04/96 09/92→04/96 06/94→04/96 06/94→04/96 06/93→04/96	←	S 51132347→; + ABS	2	11.8116-0129.1 390591	ATE
<b>Führungshülzensatz, Bremssattel</b>							
1.3 1.6	72 76	10/93→04/96 01/94→04/96	←	S 51132347→		11.0101-5407.2 260011	ATE
1.4 1.4 1.4 D 1.5 D 1.5 D 1.6	51 55 37 40 43 65	08/91→03/96 09/91→04/96 09/92→04/96 06/94→04/96 06/94→04/96 06/93→04/96	←	S 51132347→; + ABS		11.0101-5407.2 260011	ATE
<b>Führungsbolzen, Bremssattel</b>							
1.3 1.6	72 76	10/93→04/96 01/94→04/96		S 51132347→		11.8171-0008.1 990049	ATE
1.4 1.4 1.4 D 1.5 D 1.5 D 1.6	51 55 37 40 43 65	08/91→03/96 09/91→04/96 09/92→04/96 06/94→04/96 06/94→04/96 06/93→04/96		S 51132347→; + ABS		11.8171-0008.1 990049	ATE
<b>Dichtungssatz, Bremssattel</b>							
1.0 1.0 1.1	33 37 44	09/91→04/96 09/91→04/96 09/91→04/96	←	- ABS		11.0441-4501.2 250015	ATE
1.3 1.6	72 76	10/93→04/96 01/94→04/96	←	S 51132347→		11.0441-4811.2 250024	ATE
1.4 1.4 1.4 D 1.5 D 1.5 D 1.6	51 55 37 40 43 65	08/91→03/96 09/91→04/96 09/92→04/96 06/94→04/96 06/94→04/96 06/93→04/96	←	S 51132347→; + ABS		11.0441-4811.2 250024	ATE
<b> Bremsschlauch</b>							
1.0 1.0 1.1	33 37 44	09/91→04/96 09/91→04/96 09/91→04/96	←	→ 03/95; + ABS	2	24.5111-0290.3 330108	L= 290
			←	- ABS; Türenanzahl: 3	2	24.5111-0290.3 330108	L= 290
			←	04/95→; + ABS	2	24.5111-0301.3 330499	L= 300
			←	- ABS; Türenanzahl: 5	2	24.5111-0330.3 330160	L= 330
			→	☐; für Fahrzeuge mit verstärktem Fahrwerk		24.5229-0199.3 330534	L= 200
			→	für Fahrzeuge ohne verstärktes Fahrwerk	2	24.5229-0199.3 330534	L= 200
			→	☐; für Fahrzeuge mit verstärktem Fahrwerk		24.5229-0211.3 330573	L= 210
1.3 1.6	72 76	10/93→04/96 01/94→04/96	←	→ 03/95	2	24.5111-0290.3 330108	L= 290
			←	04/95→	2	24.5111-0301.3 330499	L= 300
			→	☐; für Fahrzeuge mit verstärktem Fahrwerk		24.5229-0199.3 330534	L= 200
			→	für Fahrzeuge ohne verstärktes Fahrwerk	2	24.5229-0199.3 330534	L= 200
			→	☐; für Fahrzeuge mit verstärktem Fahrwerk		24.5229-0211.3 330573	L= 210
1.4 1.4 ↓	51 55	08/91→03/96 09/91→04/96	←	→ 03/95; + ABS	2	24.5111-0290.3 330108	L= 290








	kw			 	! #		
<b>PEUGEOT - 106 I (1A, 1C) 08/91→04/96</b>							
 <b>Bremsschlauch</b>							
1.4	69	09/91→04/96	←	- ABS	2	24.5111-0290.3 330108	L= 290
1.4	72	08/91→03/96	←				
1.4 D	37	09/92→04/96	←	04/95→; + ABS	2	24.5111-0301.3 330499	L= 300
1.5 D	40	06/94→04/96	→	 ;		24.5229-0199.3 330534	L= 200
1.5 D	43	06/94→04/96	→	für Fahrzeuge mit verstärktem Fahrwerk			
			→	für Fahrzeuge ohne verstärktes Fahrwerk	2	24.5229-0199.3 330534	L= 200
			→	 ;		24.5229-0211.3 330573	L= 210
			→	für Fahrzeuge mit verstärktem Fahrwerk			
1.6	65	06/93→04/96	←	- ABS	2	24.5111-0290.3 330108	L= 290
			←	01/94→ 03/95; + ABS	2	24.5111-0290.3 330108	L= 290
			←	04/95→; + ABS	2	24.5111-0301.3 330499	L= 300
			→	 ;		24.5229-0199.3 330534	L= 200
			→	für Fahrzeuge mit verstärktem Fahrwerk			
			→	für Fahrzeuge ohne verstärktes Fahrwerk	2	24.5229-0199.3 330534	L= 200
			→	 ;		24.5229-0211.3 330573	L= 210
			→	für Fahrzeuge mit verstärktem Fahrwerk			
<b>PEUGEOT - 106 II (1) 04/96→07/04</b>							
 <b>Bremssattel</b>							
1.6 i	74	05/96→01/01	←			11.3481-9833.2 220561	ATE Ø 48 - Halter
1.6 S16	88	04/98→09/01	←			24.3481-9833.5 240479	ATE Ø 48 - Halter
			←			11.3481-9834.2 220562	ATE Ø 48 - Halter
			←			24.3481-9834.5 240480	ATE Ø 48 - Halter
1.6 S16	87	05/96→07/04	←	 ; → 03/04		11.3481-9833.2 220561	ATE Ø 48 - Halter
			←			24.3481-9833.5 240479	ATE Ø 48 - Halter
			←	 ; → 03/04		11.3481-9834.2 220562	ATE Ø 48 - Halter
			←			24.3481-9834.5 240480	ATE Ø 48 - Halter
<b>Feder, Bremssattel</b>							
1.6 i	74	05/96→01/01	←		2	11.8116-0129.1 390591	ATE
1.6 S16	88	04/98→09/01	←				
1.6 S16	87	05/96→07/04	←	→ 03/04	2	11.8116-0129.1 390591	ATE
<b>Führungshülzensatz, Bremssattel</b>							
1.6 i	74	05/96→01/01	←			11.0101-5407.2 260011	ATE
1.6 S16	88	04/98→09/01	←				
1.6 S16	87	05/96→07/04	←	→ 03/04		11.0101-5407.2 260011	ATE
<b>Führungsbolzen, Bremssattel</b>							
1.6 i	74	05/96→01/01				11.8171-0008.1 990049	ATE
1.6 S16	88	04/98→09/01					
1.6 S16	87	05/96→07/04		→ 03/04		11.8171-0008.1 990049	ATE
<b>Dichtungssatz, Bremssattel</b>							
1.0 i	33	05/96→10/99	←			11.0441-4501.2 250015	ATE
1.1 LPG	42	09/00→10/02	←				
1.0 i	37	01/97→	←	→ 03/04		11.0441-4501.2 250015	ATE
1.1 i	40	01/97→	←				
1.1 i	44	05/96→07/04	←				
1.6 i	74	05/96→01/01	←			11.0441-4811.2 250024	ATE
1.6 S16	88	04/98→09/01	←				
1.6 S16	87	05/96→07/04	←	→ 03/04		11.0441-4811.2 250024	ATE
 <b>Bremsschlauch</b>							
1.0 i	33	05/96→10/99	←	Orga 07875→; + ABS	2	24.5111-0290.3 330108	L= 290
			←	Orga 07665→; - ABS	2	24.5111-0290.3 330108	L= 290
			←	→Orga 07664; - ABS; Felge Lochzahl: 4	2	24.5111-0301.3 330499	L= 300
			←	→Orga 07874; + ABS; Felge Lochzahl: 4	2	24.5111-0301.3 330499	L= 300
			←	→Orga 07664; - ABS; Felge Lochzahl: 3	2	24.5111-0330.3 330160	L= 330
			←	→Orga 07874; + ABS; Felge Lochzahl: 3	2	24.5111-0330.3 330160	L= 330
			→	für Fahrzeuge ohne verstärktes Fahrwerk	2	24.5229-0199.3 330534	L= 200
			→	 ;		24.5229-0199.3 330534	L= 200
			→	für Fahrzeuge mit verstärktem Fahrwerk			
			→	 ;		24.5229-0211.3 330573	L= 210
			→	für Fahrzeuge mit verstärktem Fahrwerk			
1.0 i	37	01/97→	←	Orga 07665→; → 03/04; - ABS	2	24.5111-0290.3 330108	L= 290
↓							









































	kw			 	! #			
<b>PEUGEOT - 106 II (1) 04/96→07/04</b>								
<b>Bremsschlauch</b>								
1.0 i	37	01/97→	←	Orga 07875→; → 03/12; + ABS	2	24.5111-0290.3	330108	L= 290
			←	→Orga 07874; + ABS; Felge Lochzahl: 4	2	24.5111-0301.3	330499	L= 300
			←	→Orga 07664; - ABS; Felge Lochzahl: 4	2	24.5111-0301.3	330499	L= 300
			←	→Orga 07664; - ABS; Felge Lochzahl: 3	2	24.5111-0330.3	330160	L= 330
			←	→Orga 07874; + ABS; Felge Lochzahl: 3	2	24.5111-0330.3	330160	L= 330
			→	→ 03/04; für Fahrzeuge ohne verstärktes Fahrwerk	2	24.5229-0199.3	330534	L= 200
			→	☐; → 03/04; für Fahrzeuge mit verstärktem Fahrwerk		24.5229-0199.3	330534	L= 200
			→	☐; → 03/04; für Fahrzeuge mit verstärktem Fahrwerk		24.5229-0211.3	330573	L= 210
1.1 i	40	01/97→	←	Orga 07665→; → 03/04; - ABS	2	24.5111-0290.3	330108	L= 290
			→	☐; → 03/04; für Fahrzeuge mit verstärktem Fahrwerk		24.5229-0199.3	330534	L= 200
			→	→ 03/04; für Fahrzeuge ohne verstärktes Fahrwerk	2	24.5229-0199.3	330534	L= 200
			→	☐; → 03/04; für Fahrzeuge mit verstärktem Fahrwerk		24.5229-0211.3	330573	L= 210
1.1 i	44	05/96→07/04	←	Orga 07665→; → 03/04; - ABS	2	24.5111-0290.3	330108	L= 290
			←	→Orga 07664; - ABS; Felge Lochzahl: 4	2	24.5111-0301.3	330499	L= 300
			←	→Orga 07664; - ABS; Felge Lochzahl: 3	2	24.5111-0330.3	330160	L= 330
			→	☐; → 03/04; für Fahrzeuge mit verstärktem Fahrwerk		24.5229-0199.3	330534	L= 200
			→	→ 03/04; für Fahrzeuge ohne verstärktes Fahrwerk	2	24.5229-0199.3	330534	L= 200
			→	☐; → 03/04; für Fahrzeuge mit verstärktem Fahrwerk		24.5229-0211.3	330573	L= 210
1.1 LPG	42	09/00→10/02	←	Orga 07665→; + ABS	2	24.5111-0290.3	330108	L= 290
			←	→Orga 07664; + ABS; Felge Lochzahl: 4	2	24.5111-0301.3	330499	L= 300
			←	→Orga 07664; + ABS; Felge Lochzahl: 3	2	24.5111-0330.3	330160	L= 330
			→	09/02→	2	24.5229-0199.3	330534	L= 200
			→	☐		24.5229-0199.3	330534	L= 200
			→	☐		24.5229-0211.3	330573	L= 210
1.4 i 1.6 S16	55 87	05/96→07/04 05/96→07/04	←	Orga 07665→; → 03/04; - ABS	2	24.5111-0290.3	330108	L= 290
			←	Orga 07875→; → 03/04; + ABS	2	24.5111-0290.3	330108	L= 290
			←	→Orga 07874; + ABS	2	24.5111-0301.3	330499	L= 300
			←	→Orga 07664; - ABS	2	24.5111-0301.3	330499	L= 300
			→	☐; → 03/04; für Fahrzeuge mit verstärktem Fahrwerk		24.5229-0199.3	330534	L= 200
			→	→ 03/04; für Fahrzeuge ohne verstärktes Fahrwerk	2	24.5229-0199.3	330534	L= 200
			→	☐; → 03/04; für Fahrzeuge mit verstärktem Fahrwerk		24.5229-0211.3	330573	L= 210
			1.5 D 1.6 i 1.6 i 1.6 S16	40 65 74 88	05/96→03/01 05/96→10/99 05/96→01/01 04/98→09/01	←	Orga 07665→; - ABS	2
←	Orga 07875→; + ABS	2				24.5111-0290.3	330108	L= 290
←	→Orga 07874; + ABS	2				24.5111-0301.3	330499	L= 300
←	→Orga 07664; - ABS	2				24.5111-0301.3	330499	L= 300
→	☐; für Fahrzeuge mit verstärktem Fahrwerk					24.5229-0199.3	330534	L= 200
→	für Fahrzeuge ohne verstärktes Fahrwerk	2				24.5229-0199.3	330534	L= 200
→	☐; für Fahrzeuge mit verstärktem Fahrwerk					24.5229-0211.3	330573	L= 210
1.5 D	42	04/98→				←	10/00→ 03/04; + ABS	2
			←	10/00→ 03/04; - ABS	2	24.5111-0290.3	330108	L= 290
			→	☐; 10/00→ 03/04; für Fahrzeuge mit verstärktem Fahrwerk		24.5229-0199.3	330534	L= 200
			→	10/00→ 03/04; für Fahrzeuge ohne verstärktes Fahrwerk	2	24.5229-0199.3	330534	L= 200
			→	☐; 10/00→ 03/04; für Fahrzeuge mit verstärktem Fahrwerk		24.5229-0211.3	330573	L= 210
Electric	20	04/96→07/04	←		2	24.5111-0301.3	330499	L= 300
			→		2	24.5229-0199.3	330534	L= 200


























































	kw			 	! #		
<b>PEUGEOT - 106 Van (1_) 08/91→03/01</b>							
<b>Dichtungssatz, Bremssattel</b>							
1.0	33	09/91→03/01	←	05/96→		11.0441-4501.2 250015	ATE
<b>Bremsschlauch</b>							
1.0	33	09/91→03/01	←	Orga 07875→; + ABS	2	24.5111-0290.3 330108	L= 290
			←	Orga 07665→; - ABS	2	24.5111-0290.3 330108	L= 290
			←	05/96→; →Orga 07664; - ABS; Felge Lochzahl: 4	2	24.5111-0301.3 330499	L= 300
			←	05/96→; →Orga 07874; + ABS; Felge Lochzahl: 4	2	24.5111-0301.3 330499	L= 300
			←	05/96→; →Orga 07874; + ABS; Felge Lochzahl: 3	2	24.5111-0330.3 330160	L= 330
			←	05/96→; →Orga 07664; - ABS; Felge Lochzahl: 3	2	24.5111-0330.3 330160	L= 330
			→	05/96→; für Fahrzeuge ohne verstärktes Fahrwerk	2	24.5229-0199.3 330534	L= 200
			→	☐; 05/96→; für Fahrzeuge mit verstärktem Fahrwerk		24.5229-0199.3 330534	L= 200
			→	☐; 05/96→; für Fahrzeuge mit verstärktem Fahrwerk		24.5229-0211.3 330573	L= 210
1.5 D	40	05/96→03/01	←	Orga 07665→; - ABS	2	24.5111-0290.3 330108	L= 290
			←	Orga 07875→; + ABS	2	24.5111-0290.3 330108	L= 290
			←	→Orga 07874; + ABS	2	24.5111-0301.3 330499	L= 300
			←	→Orga 07664; - ABS	2	24.5111-0301.3 330499	L= 300
			→	☐; für Fahrzeuge mit verstärktem Fahrwerk		24.5229-0199.3 330534	L= 200
			→	für Fahrzeuge ohne verstärktes Fahrwerk	2	24.5229-0199.3 330534	L= 200
1.5 D	42	10/00→03/01	←	- ABS	2	24.5111-0290.3 330108	L= 290
			←	+ ABS	2	24.5111-0290.3 330108	L= 290
			→	☐; für Fahrzeuge mit verstärktem Fahrwerk		24.5229-0199.3 330534	L= 200
			→	für Fahrzeuge ohne verstärktes Fahrwerk	2	24.5229-0199.3 330534	L= 200
Electric	20	04/96→03/01	←		2	24.5111-0301.3 330499	L= 300
			→		2	24.5229-0199.3 330534	L= 200
<b>PEUGEOT - 107 06/05→</b>							
<b>Bremssattel</b>							
1.0	50	06/05→	←	☐; → 05/14		24.3481-1791.5 240731	Ø 48 - Halter
1.4 HDi	40	06/05→	←	☐; → 05/14		24.3481-1792.5 240732	Ø 48 - Halter
<b>Bremsschlauch</b>							
1.0 1.4 HDi	50 40	06/05→ 06/05→	←	☐; → 05/14		24.5262-0501.3 331025	L= 501,5
			←	☐; → 05/14		24.5295-0496.3 331033	L= 496
			→	→ 05/14	2	24.5261-0225.3 330909	L= 225
<b>PEUGEOT - 108 05/14→</b>							
<b>Bremssattel</b>							
1.0 VTi	51	05/14→	←	☐		24.3481-1791.5 240731	Ø 48 - Halter
1.2	60	05/14→	←	☐		24.3481-1792.5 240732	Ø 48 - Halter
<b>PEUGEOT - 205 II (20A/C) 01/87→09/98</b>							
<b>Bremssattel</b>							
1.0	33	10/87→09/98	←	☐; 09/90→		24.3481-1610.7 220198	TRW Ø 48 + Halter
1.4	55	08/90→07/98					
1.0	37	08/92→05/97	←	☐		24.3481-1610.7 220198	TRW Ø 48 + Halter
1.1 1.4	44	07/89→09/98	←	☐; 09/90→		24.3481-1610.7 220198	TRW Ø 48 + Halter
	55	07/88→09/98					
1.6	53	10/87→09/98	←	☐; → 08/90		24.3481-1610.7 220198	TRW Ø 48 + Halter
1.6	55	10/87→09/98					
1.6 Aut.	58	10/87→09/98	←	☐; → 08/90; Automatikgetriebe		24.3481-1610.7 220198	TRW Ø 48 + Halter
1.6 Aut. ↓	65	05/90→09/98					











	kw			 	! #		
<b>PEUGEOT - 205 II (20A/C) 01/87→09/98</b>							
<b> Bremssattel</b>							
1.6 Aut.	58	10/87→09/98	←	☐; 09/90→		24.3481-1610.7 220198	TRW Ø 48 + Halter
1.6 Aut.	65	05/90→09/98	←				
1.7 Diesel	44	07/87→09/98	←	☐; → 08/90		24.3481-1610.7 220198	TRW Ø 48 + Halter
1.8 TD	57	01/90→09/98	←	☐; 06/93→		11.3481-9833.2 220561	ATE Ø 48 - Halter
						24.3481-9833.5 240479	ATE Ø 48 - Halter
			←	☐; 06/93→		11.3481-9834.2 220562	ATE Ø 48 - Halter
						24.3481-9834.5 240480	ATE Ø 48 - Halter
1.8 XDT	58	08/90→05/97	←	☐		11.3481-9833.2 220561	ATE Ø 48 - Halter
						24.3481-9833.5 240479	ATE Ø 48 - Halter
			←	☐		11.3481-9834.2 220562	ATE Ø 48 - Halter
					24.3481-9834.5 240480	ATE Ø 48 - Halter	
1.9	77	08/92→05/97	←	☐; → 07/94		24.3481-1610.7 220198	TRW Ø 48 + Halter
1.9	89	08/90→05/97	←	☐; 09/90→ 10/94		11.3481-9833.2 220561	ATE Ø 48 - Halter
						24.3481-1615.5 240031	TRW Ø 48 - Halter
			←	☐; 09/90→ 10/94		11.3481-9834.2 220562	ATE Ø 48 - Halter
					24.3481-1616.5 240032	TRW Ø 48 - Halter	
1.9 Diesel	47	10/87→09/98	←	☐; 09/88→ 08/90		24.3481-1610.7 220198	TRW Ø 48 + Halter
			←	☐; 09/90→		24.3481-1610.7 220198	TRW Ø 48 + Halter
1.9 GTI	94	10/87→09/98	←	☐; 09/90→		11.3481-9833.2 220561	ATE Ø 48 - Halter
						24.3481-1615.5 240031	TRW Ø 48 - Halter
			←	☐; 09/90→		11.3481-9834.2 220562	ATE Ø 48 - Halter
						24.3481-1616.5 240032	TRW Ø 48 - Halter
			←	☐; → 08/88		24.3481-1615.5 240031	TRW Ø 48 - Halter
						24.3481-1616.5 240032	TRW Ø 48 - Halter
<b>Feder, Bremssattel</b>							
1.8 TD	57	01/90→09/98	←	06/93→	2	11.8116-0129.1 390591	ATE
1.8 XDT	58	08/90→05/97	←		2	11.8116-0129.1 390591	ATE
1.9	89	08/90→05/97	←	09/90→ 10/94	2	11.8116-0129.1 390591	ATE
1.9 GTI	94	10/87→09/98	←	09/90→	2	11.8116-0129.1 390591	ATE
<b>Führungshülzensatz, Bremssattel</b>							
1.8 TD	57	01/90→09/98	←	06/93→		11.0101-5407.2 260011	ATE
1.8 XDT	58	08/90→05/97	←			11.0101-5407.2 260011	ATE
1.9	89	08/90→05/97	←	09/90→ 10/94		11.0101-5407.2 260011	ATE
1.9 GTI	94	10/87→09/98	←	09/90→		11.0101-5407.2 260011	ATE
<b>Führungsbolzen, Bremssattel</b>							
1.8 TD	57	01/90→09/98		06/93→		11.8171-0008.1 990049	ATE
1.8 XDT	58	08/90→05/97				11.8171-0008.1 990049	ATE
1.9	89	08/90→05/97		09/90→ 10/94		11.8171-0008.1 990049	ATE
1.9 GTI	94	10/87→09/98		09/90→		11.8171-0008.1 990049	ATE
<b>Dichtungssatz, Bremssattel</b>							
1.8 TD	57	01/90→09/98	←	06/93→		11.0441-4811.2 250024	ATE
1.8 XDT	58	08/90→05/97	←			11.0441-4811.2 250024	ATE
1.9	89	08/90→05/97	←	09/90→ 10/94		11.0441-4811.2 250024	ATE
1.9 GTI	94	10/87→09/98	←	09/90→		11.0441-4811.2 250024	ATE
<b>Zubehörsatz, Bremssattel</b>							
1.9	89	08/90→05/97	←	09/90→ 10/94		24.0101-4806.2 260052	TRW
1.9 GTI	94	10/87→09/98	←	→ 08/88		24.0101-4806.2 260052	TRW
			←	09/90→		24.0101-4806.2 260052	TRW
<b> Bremsschlauch</b>							
1.0	33	10/87→09/98	←	09/90→	2	24.5112-0325.3 330415	L= 355
						24.5112-0405.3 330428	L= 405
			→	09/90→	2	24.5228-0255.3 330409	L= 255
1.0	37	08/92→05/97	←		2	24.5112-0325.3 330415	L= 355
						24.5112-0405.3 330428	L= 405
↓							



























	kw			 	! #		
<b>PEUGEOT - 205 II (20A/C) 01/87→09/98</b>							
<b>Bremsschlauch</b>							
1.0	37	08/92→05/97	➔		2	24.5228-0255.3 330409	L= 255
1.1	44	07/89→09/98	➔	09/90→	2	24.5112-0325.3 330415	L= 355
1.4	55	07/88→09/98	➔	→ 08/90	2	24.5112-0405.3 330428	L= 405
			➔	09/90→	2	24.5112-0325.3 330415	L= 355
			➔	→ 08/90	2	24.5112-0405.3 330428	L= 405
			➔	09/90→	2	24.5228-0255.3 330409	L= 255
			➔	→ 08/90	2	24.5228-0255.3 330409	L= 255
1.4	55	08/90→07/98	➔	09/90→	2	24.5112-0325.3 330415	L= 355
			➔		2	24.5112-0405.3 330428	L= 405
			➔	09/90→	2	24.5228-0255.3 330409	L= 255
1.6	53	10/87→09/98	➔	→ 08/90	2	24.5112-0325.3 330415	L= 355
1.6	55	10/87→09/98	➔	09/90→; - ABS	2	24.5112-0325.3 330415	L= 355
			➔		2	24.5112-0405.3 330428	L= 405
			➔	→ 08/90	2	24.5228-0255.3 330409	L= 255
			➔	09/90→; - ABS	2	24.5228-0255.3 330409	L= 255
1.6 Aut.	58	10/87→09/98	➔	→ 08/90; Automatikgetriebe	2	24.5112-0325.3 330415	L= 355
			➔		2	24.5112-0405.3 330428	L= 405
			➔	09/90→; - ABS	2	24.5112-0325.3 330415	L= 355
			➔		2	24.5112-0405.3 330428	L= 405
			➔	→ 08/90; Automatikgetriebe	2	24.5228-0255.3 330409	L= 255
			➔	09/90→; - ABS	2	24.5228-0255.3 330409	L= 255
1.6 Aut.	65	05/90→09/98	➔	→ 08/90; Automatikgetriebe	2	24.5112-0325.3 330415	L= 355
			➔		2	24.5112-0405.3 330428	L= 405
			➔	09/90→; + ABS	2	24.5112-0405.3 330428	L= 405
			➔	09/90→; + ABS	2	24.5112-0155.3 330507	L= 155
			➔		2	24.5112-0300.3 330696	L= 300
			➔	→ 08/90; Automatikgetriebe	2	24.5228-0255.3 330409	L= 255
1.7 Diesel	44	07/87→09/98	➔	→ 08/90	2	24.5112-0325.3 330415	L= 355
			➔		2	24.5112-0405.3 330428	L= 405
			➔	03/94→	2	24.5112-0325.3 330415	L= 355
			➔		2	24.5112-0405.3 330428	L= 405
			➔	03/94→	2	24.5112-0325.3 330415	L= 355
			➔	→ 08/90	2	24.5228-0255.3 330409	L= 255
1.8 TD	57	01/90→09/98	➔	09/90→	2	24.5112-0430.3 330615	L= 430
			➔	09/90→	2	24.5228-0255.3 330409	L= 255
1.8 XDT	58	08/90→05/97	➔		2	24.5112-0325.3 330415	L= 355
			➔		2	24.5112-0405.3 330428	L= 405
			➔		2	24.5228-0255.3 330409	L= 255
1.9	77	08/92→05/97	➔	→ 07/94; - ABS	2	24.5112-0325.3 330415	L= 355
			➔		2	24.5112-0405.3 330428	L= 405
			➔	→ 07/94; + ABS	2	24.5112-0405.3 330428	L= 405
			➔	→ 07/94; + ABS	2	24.5112-0155.3 330507	L= 155
			➔		2	24.5112-0300.3 330696	L= 300
			➔	→ 07/94; - ABS	2	24.5228-0255.3 330409	L= 255
1.9	89	08/90→05/97	➔	09/90→ 10/94	2	24.5112-0405.3 330428	L= 405
			➔	09/90→ 10/94; + ABS	2	24.5112-0155.3 330507	L= 155
			➔		2	24.5112-0300.3 330696	L= 300
			➔	09/90→ 10/94; - ABS	2	24.5112-0155.3 330507	L= 155
			➔		2	24.5228-0255.3 330409	L= 255
1.9 Diesel	47	10/87→09/98	➔	09/88→ 08/90	2	24.5112-0325.3 330415	L= 355
			➔		2	24.5112-0405.3 330428	L= 405
			➔	09/90→	2	24.5112-0325.3 330415	L= 355
			➔		2	24.5112-0405.3 330428	L= 405
			➔	09/90→	2	24.5112-0325.3 330415	L= 355
			➔		2	24.5228-0255.3 330409	L= 255
			➔	09/88→ 08/90	2	24.5228-0255.3 330409	L= 255
1.9 GTI ↓	94	10/87→09/98	➔	→ 08/88	2	24.5112-0325.3 330415	L= 355












	kw				! #		
<b>PEUGEOT - 205 II (20A/C) 01/87→09/98</b>							
 <b>Bremsschlauch</b>							
1.9 GTI	94	10/87→09/98	←	→ 08/88	2	24.5112-0405.3 330428	L= 405
			←	09/90→	2	24.5112-0405.3 330428	L= 405
			→	09/90→; - ABS	2	24.5112-0155.3 330507	L= 155
						24.5228-0255.3 330409	L= 255
			→	→ 08/88	2	24.5112-0155.3 330507	L= 155
						24.5228-0255.3 330409	L= 255
			→ 09/90→; + ABS	2	24.5112-0155.3 330507	L= 155	
					2	24.5112-0300.3 330696	L= 300
<b>PEUGEOT - 205 Kasten 03/94→05/97</b>							
 <b>Bremsschlauch</b>							
1.7 Diesel	44	03/94→05/97	←		2	24.5112-0325.3 330415	L= 355
						24.5112-0405.3 330428	L= 405
			→		2	24.5112-0325.3 330415	L= 355
<b>PEUGEOT - 206 CC (2D) 09/00→</b>							
 <b>Bremssattel</b>							
1.6 1.6 16V	81 80	09/01→12/08 09/00→	←	 →Orga 08777		24.3541-1767.5 240237	BOS Ø 54 - Halter
			←	 →Orga 08777		24.3541-1768.5 240238	Ø 54 - Halter
			←	 Orga 09079→ Orga 10949		24.3541-1771.5 240239	BOS Ø 54 - Halter
			←	 Orga 09079→ Orga 10949		24.3541-1772.5 240240	BOS Ø 54 - Halter
1.6 HDi 110	80	04/05→	←	 → 01/07		24.3541-1771.5 240239	BOS Ø 54 - Halter
			←	 → 01/07		24.3541-1772.5 240240	BOS Ø 54 - Halter
2.0 S16	100	09/00→	←	 →Orga 08777		24.3541-1767.5 240237	BOS Ø 54 - Halter
			←	 →Orga 08777		24.3541-1768.5 240238	Ø 54 - Halter
			←	 Orga 09079→; → 01/07		24.3541-1771.5 240239	BOS Ø 54 - Halter
			←	 Orga 09079→; → 01/07		24.3541-1772.5 240240	BOS Ø 54 - Halter
 <b>Bremsschlauch</b>							
1.6 1.6 16V 2.0 S16	81 80 100	09/01→12/08 09/00→ 09/00→	←	→ 01/07	2	24.5111-0306.3 330596	L= 305
			→	 →Orga 09155		24.5229-0200.3 330572	L= 200
			→	Orga 09156→; → 01/07	2	24.5229-0200.3 330572	L= 200
			→	 →Orga 09155		24.5229-0240.3 330400	L= 242
1.6 HDi 110	80	04/05→	←	→ 01/07	2	24.5111-0306.3 330596	L= 305
			→	→ 01/07	2	24.5229-0200.3 330572	L= 200
<b>PEUGEOT - 206 Schrägheck (2A/C) 08/98→</b>							
 <b>Bremssattel</b>							
1.1	40	08/98→07/00	←	 Orga 08610→ Orga 08882; - ABS		24.3481-1741.5 240245	BOS Ø 48 - Halter
			←	 09/98→; →Orga 08238		24.3481-1741.5 240245	BOS Ø 48 - Halter
			←	 09/98→; →Orga 08882; + ABS		24.3481-1741.5 240245	BOS Ø 48 - Halter
			←	 Orga 08610→ Orga 08882; - ABS		24.3481-1742.5 240246	BOS Ø 48 - Halter
			←	 09/98→; →Orga 08882; + ABS		24.3481-1742.5 240246	BOS Ø 48 - Halter
			←	 09/98→; →Orga 08238		24.3481-1742.5 240246	BOS Ø 48 - Halter
			←	 Orga 09975→; V		24.3481-1769.5 240373	BOS Ø 48 - Halter
			←	 Orga 09975→; V		24.3481-1770.5 240374	BOS Ø 48 - Halter
			←	 Orga 09975→		24.3481-1771.5 240375	BOS Ø 48 - Halter
			←	 Orga 08883→ Orga 09974; - ABS		24.3481-1771.5 240375	BOS Ø 48 - Halter
			←	 Orga 08883→ Orga 09974; + ABS		24.3481-1771.5 240375	BOS Ø 48 - Halter
			←	 Orga 08883→ Orga 09974; + ABS		24.3481-1772.5 240376	BOS Ø 48 - Halter
			←	 Orga 09975→		24.3481-1772.5 240376	BOS Ø 48 - Halter
			←	 Orga 08883→ Orga 09974; - ABS		24.3481-1772.5 240376	BOS Ø 48 - Halter
1.1 i	44	09/98→	←	 Orga 08610→ Orga 08882; - ABS		24.3481-1741.5 240245	BOS Ø 48 - Halter
			←	 →Orga 08238		24.3481-1741.5 240245	BOS Ø 48 - Halter
			←	 →Orga 08882; + ABS		24.3481-1741.5 240245	BOS Ø 48 - Halter
↓							













	kw			 	! #		
<b>PEUGEOT - 206 Schrägheck (2A/C) 08/98→</b>							
 <b>Bremssattel</b>							
1.1 i	44	09/98→	←	 ; →Orga 08238	24.3481-1742.5	240246	BOS Ø 48 - Halter
			←	 ; Orga 08610→ Orga 08882; - ABS	24.3481-1742.5	240246	BOS Ø 48 - Halter
			←	 ; →Orga 08882; + ABS	24.3481-1742.5	240246	BOS Ø 48 - Halter
			←	 ; Orga 09975→; → 02/09; V	24.3481-1769.5	240373	BOS Ø 48 - Halter
			←	 ; Orga 09975→; → 02/09; V	24.3481-1770.5	240374	BOS Ø 48 - Halter
			←	 ; Orga 08883→ Orga 09974; - ABS	24.3481-1771.5	240375	BOS Ø 48 - Halter
			←	 ; Orga 09975→; → 02/09	24.3481-1771.5	240375	BOS Ø 48 - Halter
			←	 ; Orga 08883→ Orga 09974; + ABS	24.3481-1771.5	240375	BOS Ø 48 - Halter
			←	 ; Orga 08883→ Orga 09974; - ABS	24.3481-1772.5	240376	BOS Ø 48 - Halter
			←	 ; Orga 08883→ Orga 09974; + ABS	24.3481-1772.5	240376	BOS Ø 48 - Halter
			←	 ; Orga 09975→; → 02/09	24.3481-1772.5	240376	BOS Ø 48 - Halter
1.4 16V 1.6 HDi 110	65 80	10/03→ 05/04→	←	 ; → 02/09	24.3541-1771.5	240239	BOS Ø 54 - Halter
			←	 ; → 02/09	24.3541-1772.5	240240	BOS Ø 54 - Halter
1.4 CNG 1.4 LPG	55 55	05/06→09/07 05/06→09/07	←	 ; Vollautomatik	24.3481-1769.5	240373	BOS Ø 48 - Halter
			←	 ; Schaltgetriebe; - Roland Garros; V	24.3481-1769.5	240373	BOS Ø 48 - Halter
			←	 ; Vollautomatik	24.3481-1770.5	240374	BOS Ø 48 - Halter
			←	 ; Schaltgetriebe; - Roland Garros; V	24.3481-1770.5	240374	BOS Ø 48 - Halter
			←	 ; Schaltgetriebe; - Roland Garros	24.3481-1771.5	240375	BOS Ø 48 - Halter
			←	 ; Schaltgetriebe; - Roland Garros	24.3481-1772.5	240376	BOS Ø 48 - Halter
1.4 HDi	51	09/02→02/07	←	 ; V	24.3481-1769.5	240373	BOS Ø 48 - Halter
			←	 ; V	24.3481-1770.5	240374	BOS Ø 48 - Halter
			←		24.3481-1771.5	240375	BOS Ø 48 - Halter
			←		24.3481-1772.5	240376	BOS Ø 48 - Halter
1.4 HDi eco 70	50	09/01→	←	 ; → 02/09; V	24.3481-1769.5	240373	BOS Ø 48 - Halter
			←	 ; → 02/09; V	24.3481-1770.5	240374	BOS Ø 48 - Halter
			←	 ; → 02/09	24.3481-1771.5	240375	BOS Ø 48 - Halter
			←	 ; → 02/09	24.3481-1772.5	240376	BOS Ø 48 - Halter
1.4 i	55	09/98→	←	 ; →Orga 08749; Vollautomatik	24.3481-1739.5	240243	BOS Ø 48 - Halter
			←	 ; →Orga 08749	24.3481-1739.5	240243	BOS Ø 48 - Halter
			←	 ; →Orga 08749	24.3481-1740.5	240244	BOS Ø 48 - Halter
			←	 ; →Orga 08749; Vollautomatik	24.3481-1740.5	240244	BOS Ø 48 - Halter
			←	 ; →Orga 08882; Schaltgetriebe	24.3481-1741.5	240245	BOS Ø 48 - Halter
			←	 ; →Orga 08882; Schaltgetriebe	24.3481-1742.5	240246	BOS Ø 48 - Halter
			←	 ; Orga 09975→; → 02/09; Schaltgetriebe; - Roland Garros; V	24.3481-1769.5	240373	BOS Ø 48 - Halter
			←	 ; Orga 08750→; → 02/09	24.3481-1769.5	240373	BOS Ø 48 - Halter
			←	 ; Orga 08750→; → 02/09; Vollautomatik	24.3481-1769.5	240373	BOS Ø 48 - Halter
			←	 ; Orga 08750→; → 02/09	24.3481-1770.5	240374	BOS Ø 48 - Halter
			←	 ; Orga 09975→; → 02/09; Schaltgetriebe; - Roland Garros; V	24.3481-1770.5	240374	BOS Ø 48 - Halter
			←	 ; Orga 08750→; → 02/09; Vollautomatik	24.3481-1770.5	240374	BOS Ø 48 - Halter
			←	 ; Orga 08883→ Orga 09974; Schaltgetriebe; - Roland Garros	24.3481-1771.5	240375	BOS Ø 48 - Halter
			←	 ; Orga 09975→; → 02/09; Schaltgetriebe; - Roland Garros	24.3481-1771.5	240375	BOS Ø 48 - Halter
			←	 ; Orga 09975→; → 02/09; Schaltgetriebe; - Roland Garros	24.3481-1772.5	240376	BOS Ø 48 - Halter
←	 ; Orga 08883→ Orga 09974; Schaltgetriebe; - Roland Garros	24.3481-1772.5	240376	BOS Ø 48 - Halter			
1.6 16V 1.6 16V	81 79	05/05→07/08 06/01→04/05	←	 ; →Orga 08777	24.3541-1767.5	240237	BOS Ø 54 - Halter
			←	 ; →Orga 08777	24.3541-1768.5	240238	Ø 54 - Halter
			←	 ; Orga 09079→	24.3541-1771.5	240239	BOS Ø 54 - Halter
			←	 ; Orga 09079→	24.3541-1772.5	240240	BOS Ø 54 - Halter
1.6 16V	80	12/00→	←	 ; →Orga 08777	24.3541-1767.5	240237	BOS Ø 54 - Halter
			←	 ; →Orga 08777	24.3541-1768.5	240238	Ø 54 - Halter
↓							

	kw			 	! #		
<b>PEUGEOT - 206 Schrägheck (2A/C) 08/98→</b>							
 <b>Bremssattel</b>							
1.6 16V	80	12/00→	←	☐; Orga 09079→; → 02/09	2	24.3541-1771.5 240239	BOS Ø 54 - Halter
			←	☐; Orga 09079→; → 02/09	2	24.3541-1772.5 240240	BOS Ø 54 - Halter
1.6 8V 1.6 i 1.9 D	66 65 51	05/99→10/03 09/98→12/00 09/98→11/01	←	☐; →Orga 08749	2	24.3481-1739.5 240243	BOS Ø 48 - Halter
			←	☐; →Orga 08749	2	24.3481-1740.5 240244	BOS Ø 48 - Halter
			←	☐; Orga 08750→	2	24.3481-1769.5 240373	BOS Ø 48 - Halter
			←	☐; Orga 08750→	2	24.3481-1770.5 240374	BOS Ø 48 - Halter
2.0 HDI 90	66	12/99→	←	☐; →Orga 08777	2	24.3541-1767.5 240237	BOS Ø 54 - Halter
			←	☐; →Orga 08777	2	24.3541-1768.5 240238	Ø 54 - Halter
			←	☐; Orga 09079→ Orga 10891	2	24.3541-1771.5 240239	BOS Ø 54 - Halter
			←	☐; Orga 09079→ Orga 10891	2	24.3541-1772.5 240240	BOS Ø 54 - Halter
2.0 S16	99	04/99→10/00	←	☐	2	24.3541-1767.5 240237	BOS Ø 54 - Halter
			←	☐	2	24.3541-1768.5 240238	Ø 54 - Halter
2.0 S16	100	06/99→	←	☐; 10/00→; →Orga 08777	2	24.3541-1767.5 240237	BOS Ø 54 - Halter
			←	☐; 10/00→; →Orga 08777	2	24.3541-1768.5 240238	Ø 54 - Halter
			←	☐; Orga 09079→; → 02/09	2	24.3541-1771.5 240239	BOS Ø 54 - Halter
			←	☐; Orga 09079→; → 02/09	2	24.3541-1772.5 240240	BOS Ø 54 - Halter
 <b>Bremsschlauch</b>							
1.1	40	08/98→07/00	←	09/98→	2	24.5111-0306.3 330596	L= 305
			→	09/98→; + ABS	2	24.5229-0200.3 330572	L= 200
			→	☐; 09/98→; →Orga 09155; - ABS	2	24.5229-0200.3 330572	L= 200
			→	Orga 09156→; - ABS	2	24.5229-0200.3 330572	L= 200
			→	☐; 09/98→; →Orga 09155; - ABS	2	24.5229-0240.3 330400	L= 242
1.1 i 1.4 HDi eco 70 1.4 i 1.6 16V 2.0 HDI 90	44 50 55 80 66	09/98→ 09/01→ 09/98→ 12/00→ 12/99→	←	→ 02/09	2	24.5111-0306.3 330596	L= 305
			→	Orga 09156→; → 02/09; - ABS	2	24.5229-0200.3 330572	L= 200
			→	☐; →Orga 09155; - ABS	2	24.5229-0200.3 330572	L= 200
			→	→ 02/09; + ABS	2	24.5229-0200.3 330572	L= 200
			→	☐; →Orga 09155; - ABS	2	24.5229-0240.3 330400	L= 242
1.4 16V 1.6 HDi 110 2.0 RC	65 80 130	10/03→ 05/04→ 07/03→	←	→ 02/09	2	24.5111-0306.3 330596	L= 305
			→	→ 02/09	2	24.5229-0200.3 330572	L= 200
1.4 CNG 1.4 LPG	55 55	05/06→09/07 05/06→09/07	←		2	24.5111-0306.3 330596	L= 305
			→	- ABS	2	24.5229-0200.3 330572	L= 200
1.4 HDi 1.6 1.6 16V 1.9 D	51 81 79 51	09/02→02/07 05/05→07/08 06/01→04/05 09/98→11/01	←		2	24.5111-0306.3 330596	L= 305
			→	☐; →Orga 09155; - ABS	2	24.5229-0200.3 330572	L= 200
			→	+ ABS	2	24.5229-0200.3 330572	L= 200
			→	Orga 09156→; - ABS	2	24.5229-0200.3 330572	L= 200
			→	☐; →Orga 09155; - ABS	2	24.5229-0240.3 330400	L= 242
1.6 8V	66	05/99→10/03	←	→ 12/00	2	24.5111-0306.3 330596	L= 305
			→	☐; → 12/00	2	24.5229-0200.3 330572	L= 200
			→	☐; → 12/00	2	24.5229-0240.3 330400	L= 242
1.6 i 2.0 S16	65 99	09/98→12/00 04/99→10/00	←		2	24.5111-0306.3 330596	L= 305
			→	☐	2	24.5229-0200.3 330572	L= 200
			→	☐	2	24.5229-0240.3 330400	L= 242
2.0 S16	100	06/99→	←	10/00→ 02/09	2	24.5111-0306.3 330596	L= 305
			→	Orga 09156→; → 02/09; - ABS	2	24.5229-0200.3 330572	L= 200
			→	10/00→ 02/09; + ABS	2	24.5229-0200.3 330572	L= 200
			→	☐; 10/00→; →Orga 09155; - ABS	2	24.5229-0200.3 330572	L= 200
			→	☐; 10/00→; →Orga 09155; - ABS	2	24.5229-0240.3 330400	L= 242
<b>PEUGEOT - 206 Stufenheck 03/07→</b>							
 <b>Bremssattel</b>							
1.4	55	03/07→	←	☐; → 02/09; Vollautomatik	2	24.3481-1769.5 240373	BOS Ø 48 - Halter
			←	☐; → 02/09; - Roland Garros; Schaltgetriebe; V	2	24.3481-1769.5 240373	BOS Ø 48 - Halter
↓							

	kw			 	! #			
<b>PEUGEOT - 206 Stufenheck 03/07→</b>								
 <b>Bremssattel</b>								
1.4	55	03/07→	←	☐; → 02/09; - Roland Garros; Schaltgetriebe; V	24.3481-1770.5	240374	BOS Ø 48 - Halter	
			←	☐; → 02/09; Vollautomatik	24.3481-1770.5	240374	BOS Ø 48 - Halter	
			←	☐; → 02/09; - Roland Garros; Schaltgetriebe	24.3481-1771.5	240375	BOS Ø 48 - Halter	
			←	☐; → 02/09; - Roland Garros; Schaltgetriebe	24.3481-1772.5	240376	BOS Ø 48 - Halter	
1.4 HDi eco 70	50	09/08→	←	☐; → 02/09; V	24.3481-1769.5	240373	BOS Ø 48 - Halter	
			←	☐; → 02/09; V	24.3481-1770.5	240374	BOS Ø 48 - Halter	
			←	☐; → 02/09	24.3481-1771.5	240375	BOS Ø 48 - Halter	
			←	☐; → 02/09	24.3481-1772.5	240376	BOS Ø 48 - Halter	
1.6 16V	80	03/07→	←	☐; → Orga 08777	24.3541-1767.5	240237	BOS Ø 54 - Halter	
			←	☐; → Orga 08777	24.3541-1768.5	240238	Ø 54 - Halter	
			←	☐; Orga 09079→; → 02/09	24.3541-1771.5	240239	BOS Ø 54 - Halter	
			←	☐; Orga 09079→; → 02/09	24.3541-1772.5	240240	BOS Ø 54 - Halter	
 <b>Bremsschlauch</b>								
1.4	55	03/07→	←	→ 02/09	2	24.5111-0306.3	330596	L= 305
			→	→ 02/09; - ABS	2	24.5229-0200.3	330572	L= 200
1.4 HDi eco 70	50	09/08→	←	→ 02/09	2	24.5111-0306.3	330596	L= 305
			→	☐; → 02/09	2	24.5229-0200.3	330572	L= 200
			→	☐; → 02/09	2	24.5229-0240.3	330400	L= 242
1.6 16V	80	03/07→	←	→ 02/09	2	24.5111-0306.3	330596	L= 305
			→	Orga 09156→; → 02/09; - ABS	2	24.5229-0200.3	330572	L= 200
			→	☐; → Orga 09155; - ABS	2	24.5229-0200.3	330572	L= 200
			→	→ 02/09; + ABS	2	24.5229-0200.3	330572	L= 200
			→	☐; → Orga 09155; - ABS	2	24.5229-0240.3	330400	L= 242
<b>PEUGEOT - 206 SW (2E/K) 07/02→</b>								
 <b>Bremssattel</b>								
1.1	44	07/02→	←	☐; → 05/07	24.3481-1771.5	240375	BOS Ø 48 - Halter	
1.4	55	07/02→	←	☐; → 05/07	24.3481-1772.5	240376	BOS Ø 48 - Halter	
1.4 16V	65	10/03→	←	☐; → 05/07	24.3481-1772.5	240376	BOS Ø 48 - Halter	
1.4 HDi	50	07/02→	←	☐; → 05/07; V	24.3481-1769.5	240373	BOS Ø 48 - Halter	
			←	☐; → 05/07; V	24.3481-1770.5	240374	BOS Ø 48 - Halter	
			←	☐; → 05/07	24.3481-1771.5	240375	BOS Ø 48 - Halter	
			←	☐; → 05/07	24.3481-1772.5	240376	BOS Ø 48 - Halter	
1.6	81	05/05→07/08	←	☐; → Orga 10808	24.3541-1771.5	240239	BOS Ø 54 - Halter	
1.6 16V	80	07/02→	←	☐; → Orga 10808	24.3541-1772.5	240240	BOS Ø 54 - Halter	
2.0 HDi	66	07/02→	←	☐; → Orga 10808	24.3541-1772.5	240240	BOS Ø 54 - Halter	
1.6 HDi 110	80	05/04→	←	☐; → 05/07	24.3541-1771.5	240239	BOS Ø 54 - Halter	
2.0 16V	100	07/02→	←	☐; → 05/07	24.3541-1772.5	240240	BOS Ø 54 - Halter	
 <b>Bremsschlauch</b>								
1.1	44	07/02→	←	→ 05/07	2	24.5111-0306.3	330596	L= 305
1.4	55	07/02→	→	Orga 09156→; → 05/07	2	24.5229-0200.3	330572	L= 200
1.4 HDi	50	07/02→	→	☐; → Orga 09155	2	24.5229-0200.3	330572	L= 200
1.6	81	05/05→07/08	→	☐; → Orga 09155	2	24.5229-0200.3	330572	L= 200
1.6 16V	80	07/02→	→	☐; → Orga 09155	2	24.5229-0240.3	330400	L= 242
2.0 16V	100	07/02→	→	☐; → Orga 09155	2	24.5229-0240.3	330400	L= 242
2.0 HDi	66	07/02→	→	☐; → Orga 09155	2	24.5229-0240.3	330400	L= 242
1.4 16V	65	10/03→	←	→ 05/07	2	24.5111-0306.3	330596	L= 305
1.6 HDi 110	80	05/04→	→	→ 05/07	2	24.5229-0200.3	330572	L= 200
<b>PEUGEOT - 206 Van 04/99→03/09</b>								
 <b>Bremssattel</b>								
1.4 HDi	50	09/01→03/09	←	☐; → 02/09; V	24.3481-1769.5	240373	BOS Ø 48 - Halter	
			←	☐; → 02/09; V	24.3481-1770.5	240374	BOS Ø 48 - Halter	
			←	☐; → 02/09	24.3481-1771.5	240375	BOS Ø 48 - Halter	
			←	☐; → 02/09	24.3481-1772.5	240376	BOS Ø 48 - Halter	
↓								


	kw			 	! #			
<b>PEUGEOT - 206 Van 04/99→03/09</b>								
 <b>Bremssattel</b>								
1.9 D	51	04/99→05/07	←	☐; →Orga 08749	2	24.3481-1739.5	240243	BOS Ø 48 - Halter
			←	☐; →Orga 08749	2	24.3481-1740.5	240244	BOS Ø 48 - Halter
			←	☐; Orga 08750→	2	24.3481-1769.5	240373	BOS Ø 48 - Halter
			←	☐; Orga 08750→	2	24.3481-1770.5	240374	BOS Ø 48 - Halter
 <b>Bremsschlauch</b>								
1.4 HDi	50	09/01→03/09	←	→ 02/09	2	24.5111-0306.3	330596	L= 305
			→	Orga 09156→; → 02/09; - ABS	2	24.5229-0200.3	330572	L= 200
			→	☐; →Orga 09155; - ABS	2	24.5229-0200.3	330572	L= 200
			→	→ 02/09; + ABS	2	24.5229-0200.3	330572	L= 200
			→	☐; →Orga 09155; - ABS	2	24.5229-0240.3	330400	L= 242
1.9 D	51	04/99→05/07	←		2	24.5111-0306.3	330596	L= 305
			→	☐; →Orga 09155; - ABS	2	24.5229-0200.3	330572	L= 200
			→	+ ABS	2	24.5229-0200.3	330572	L= 200
			→	Orga 09156→; - ABS	2	24.5229-0200.3	330572	L= 200
			→	☐; →Orga 09155; - ABS	2	24.5229-0240.3	330400	L= 242
<b>PEUGEOT - 206+ (T3E) 01/09→</b>								
 <b>Bremssattel</b>								
1.1	44	01/09→	←	☐; + D; → 05/13	2	24.3481-1769.5	240373	BOS Ø 48 - Halter
1.4 HDi eco 70	50	01/09→	←	☐; + D; → 05/13	2	24.3481-1770.5	240374	BOS Ø 48 - Halter
1.4 i	54	09/10→	←	☐; - D; → 05/13	2	24.3481-1771.5	240375	BOS Ø 48 - Halter
1.4 i	55	01/09→	←	☐; - D; → 05/13	2	24.3481-1772.5	240376	BOS Ø 48 - Halter
1.6 16V	80	07/10→	←	☐; → 05/13	2	24.3541-1771.5	240239	BOS Ø 54 - Halter
			←	☐; → 05/13	2	24.3541-1772.5	240240	BOS Ø 54 - Halter
 <b>Bremsschlauch</b>								
1.1	44	01/09→	←	→ 05/13	2	24.5111-0306.3	330596	L= 305
1.4 HDi eco 70	50	01/09→	→	→ 05/13	2	24.5229-0200.3	330572	L= 200
1.4 i	54	09/10→	→	→ 05/13	2	24.5229-0200.3	330572	L= 200
1.4 i	55	01/09→	→	→ 05/13	2	24.5229-0200.3	330572	L= 200
1.6 16V	80	07/10→	→	→ 05/13	2	24.5229-0200.3	330572	L= 200
<b>PEUGEOT - 207 (WA_, WC_) 02/06→</b>								
 <b>Bremssattel</b>								
1.4	53	02/06→	←	☐; → 06/12	2	24.3541-1771.5	240239	BOS Ø 54 - Halter
1.4	54	12/07→	←	☐; → 06/12	2	24.3541-1772.5	240240	BOS Ø 54 - Halter
1.4	55	08/08→	←	☐; → 06/12	2	24.3541-1772.5	240240	BOS Ø 54 - Halter
1.4 16V	65	02/06→	←	☐; → 06/12	2	24.3541-1771.5	240239	BOS Ø 54 - Halter
1.4 Bioflex	60	08/08→	←	☐; → 06/12	2	24.3541-1772.5	240240	BOS Ø 54 - Halter
1.4 HDi	50	02/06→	←	☐; → 06/12	2	24.3541-1771.5	240239	BOS Ø 54 - Halter
1.4 HDi	52	02/11→	←	☐; → 06/12	2	24.3541-1772.5	240240	BOS Ø 54 - Halter
1.6 HDi	68	11/09→	←	☐; → 06/12	2	24.3541-1771.5	240239	BOS Ø 54 - Halter
1.4 16V	70	06/07→	←	☐; 08/07→ 06/12	2	24.3541-1761.5	240233	Ø 54 - Halter
			←	☐; 08/07→ 06/12	2	24.3541-1762.5	240234	Ø 54 - Halter
1.4 16V	72	10/09→	←	☐; → 06/12	2	24.3541-1761.5	240233	Ø 54 - Halter
			←	☐; → 06/12	2	24.3541-1762.5	240234	Ø 54 - Halter
1.6	81	08/08→	←	☐; → 06/12	2	24.3541-1761.5	240233	Ø 54 - Halter
1.6 16V	80	02/06→	←	☐; → 06/12	2	24.3541-1762.5	240234	Ø 54 - Halter
1.6 16V Turbo	110	02/06→	←	☐; → 06/12	2	24.3541-1762.5	240234	Ø 54 - Halter
1.6 HDi	80	02/06→	→	☐; Orga 11635→; → 06/12	2	24.3387-1733.5	240655	TRW Ø 38 - Halter
1.6 HDi 110	82	08/09→	→	☐; Orga 11635→; → 06/12	2	24.3387-1734.5	240656	TRW Ø 38 - Halter
1.6 1.6 16V VTI	90 88	09/07→12/13 02/07→	←	☐; → 06/12	2	24.3541-1761.5	240233	Ø 54 - Halter
			←	☐; → 06/12	2	24.3541-1762.5	240234	Ø 54 - Halter
			→	☐; Orga 11628→; → 06/12	2	24.3387-1733.5	240655	TRW Ø 38 - Halter
			→	☐; Orga 11628→; → 06/12	2	24.3387-1734.5	240656	TRW Ø 38 - Halter
1.6 16V RC	128	02/07→	←	☐; → 06/12	2	11.9571-9765.2	220663	ATE Ø 57 - Halter
			←	☐; → 06/12	2	11.9571-9766.2	220664	ATE Ø 57 - Halter
			→	☐; Orga 11628→; → 06/12	2	24.3387-1733.5	240655	TRW Ø 38 - Halter
			→	☐; Orga 11628→; → 06/12	2	24.3387-1734.5	240656	TRW Ø 38 - Halter
↓								


	kw			 	! #			
<b>PEUGEOT - 207 (WA_, WC_) 02/06→</b>								
 <b>Bremssattel</b>								
1.6 16V Turbo	115	10/09→	←	☐; 01/10→ 06/12	2	24.3541-1761.5	240233	Ø 54 - Halter
			←	☐; 01/10→ 06/12	2	24.3541-1762.5	240234	Ø 54 - Halter
			→	☐; Orga 11635→; → 06/12	2	24.3387-1733.5	240655	TRW Ø 38 - Halter
			→	☐; Orga 11635→; → 06/12	2	24.3387-1734.5	240656	TRW Ø 38 - Halter
1.6 HDi	66	02/06→	←	☐; → 06/12	2	24.3541-1761.5	240233	Ø 54 - Halter
			←	☐; → 06/12	2	24.3541-1771.5	240239	BOS Ø 54 - Halter
			←	☐; → 06/12	2	24.3541-1762.5	240234	Ø 54 - Halter
			←	☐; → 06/12	2	24.3541-1772.5	240240	BOS Ø 54 - Halter
			→	☐; Orga 11635→; → 06/12	2	24.3387-1733.5	240655	TRW Ø 38 - Halter
→	☐; Orga 11635→; → 06/12	2	24.3387-1734.5	240656	TRW Ø 38 - Halter			
<b>Feder, Bremssattel</b>								
1.6 16V RC	128	02/07→	←	→ 06/12	2	11.8116-0351.1	390538	ATE
<b>Führungshülzensatz, Bremssattel</b>								
1.6 16V RC	128	02/07→	←	→ 06/12		11.0101-5704.2	260095	ATE
<b>Führungsbolzen, Bremssattel</b>								
1.6 16V RC	128	02/07→		→ 06/12		11.8171-0008.1	990049	ATE
 <b>Bremsschlauch</b>								
1.4	53	02/06→	←	→ 06/12	2	24.5144-0480.3	330961	L= 480
1.4	54	12/07→	→	→ 06/12	2	24.5239-0190.3	330966	L= 190
1.4	55	08/08→						
1.4 16V	65	02/06→						
1.4 16V	72	10/09→						
1.4 Bioflex	60	08/08→						
1.4 HDi	50	02/06→						
1.4 HDi	52	02/11→						
1.6	81	08/08→						
1.6	90	09/07→12/13						
1.6 16V	80	02/06→						
1.6 16V RC	128	02/07→						
1.6 16V Turbo	110	02/06→						
1.6 16V Turbo	115	10/09→						
1.6 16V VTi	88	02/07→						
1.6 HDi	66	02/06→						
1.6 HDi	68	11/09→						
1.6 HDi	80	02/06→						
1.6 HDi 110	82	08/09→						
1.4 16V	70	06/07→	←	08/07→ 06/12	2	24.5144-0480.3	330961	L= 480
			→	08/07→ 06/12	2	24.5239-0190.3	330966	L= 190
<b>PEUGEOT - 207 CC (WD_) 02/07→</b>								
 <b>Bremssattel</b>								
1.6 1.6 16V	90 88	09/10→12/11 02/07→	←	☐	2	24.3541-1761.5	240233	Ø 54 - Halter
			←	☐	2	24.3541-1762.5	240234	Ø 54 - Halter
			→	☐; Orga 1164282→	2	24.3387-1733.5	240655	TRW Ø 38 - Halter
			→	☐; Orga 1164282→	2	24.3387-1734.5	240656	TRW Ø 38 - Halter
1.6 16V Turbo 1.6 16V Turbo 1.6 HDi	110 115 80	02/07→ 10/09→ 02/07→	←	☐	2	24.3541-1761.5	240233	Ø 54 - Halter
			←	☐	2	24.3541-1762.5	240234	Ø 54 - Halter
			→	☐; Orga 1163582→	2	24.3387-1733.5	240655	TRW Ø 38 - Halter
			→	☐; Orga 1163582→	2	24.3387-1734.5	240656	TRW Ø 38 - Halter
1.6 HDi	82	08/09→	←	☐	2	24.3541-1761.5	240233	Ø 54 - Halter
			←	☐	2	24.3541-1762.5	240234	Ø 54 - Halter
			→	☐	2	24.3387-1733.5	240655	TRW Ø 38 - Halter
			→	☐	2	24.3387-1734.5	240656	TRW Ø 38 - Halter
 <b>Bremsschlauch</b>								
1.6	90	09/10→12/11	←		2	24.5144-0480.3	330961	L= 480
1.6 16V	88	02/07→	→		2	24.5239-0190.3	330966	L= 190
1.6 16V Turbo	110	02/07→						
1.6 16V Turbo	115	10/09→						
1.6 HDi	80	02/07→						
1.6 HDi	82	08/09→						

	kw					! #		
<b>PEUGEOT - 207 Stufenheck 12/07→</b>								
 <b>Bremssattel</b>								
1.4	54	12/07→	←	☐; → 06/12		24.3541-1771.5	240239	BOS Ø 54 - Halter
			←	☐; → 06/12		24.3541-1772.5	240240	BOS Ø 54 - Halter
 <b>Bremsschlauch</b>								
1.4	54	12/07→	←	→ 06/12	2	24.5144-0480.3	330961	L= 480
			→	→ 06/12	2	24.5239-0190.3	330966	L= 190
<b>PEUGEOT - 207 SW (WK_) 02/07→</b>								
 <b>Bremssattel</b>								
1.4	54	06/07→	←	☐; → 07/13		24.3541-1771.5	240239	BOS Ø 54 - Halter
			←	☐; → 07/13		24.3541-1772.5	240240	BOS Ø 54 - Halter
1.4 16V	70	06/07→	←	☐; → 07/13		24.3541-1761.5	240233	Ø 54 - Halter
1.4 16V	72	11/09→	←	☐; → 07/13		24.3541-1762.5	240234	Ø 54 - Halter
1.6 HDi	82	08/09→	←	☐; → 07/13		24.3541-1762.5	240234	Ø 54 - Halter
1.6 16V	88	06/07→	←	☐; → 07/13		24.3541-1761.5	240233	Ø 54 - Halter
1.6 16V Turbo	110	02/07→	←	☐; → 07/13		24.3541-1762.5	240234	Ø 54 - Halter
			→	☐; Orga 11628→; → 07/13		24.3387-1733.5	240655	TRW Ø 38 - Halter
			→	☐; Orga 11628→; → 07/13		24.3387-1734.5	240656	TRW Ø 38 - Halter
1.6 16V RC	128	02/07→	←	☐; 11/07→ 07/13		11.9571-9765.2	220663	ATE Ø 57 - Halter
			←	☐; 11/07→ 07/13		11.9571-9766.2	220664	ATE Ø 57 - Halter
			→	☐; Orga 11628→; → 07/13		24.3387-1733.5	240655	TRW Ø 38 - Halter
			→	☐; Orga 11628→; → 07/13		24.3387-1734.5	240656	TRW Ø 38 - Halter
1.6 HDi	66	06/07→	←	☐; → 07/13		24.3541-1761.5	240233	Ø 54 - Halter
1.6 HDi	80	06/07→	←	☐; → 07/13		24.3541-1762.5	240234	Ø 54 - Halter
			→	☐; Orga 11635→; → 07/13		24.3387-1733.5	240655	TRW Ø 38 - Halter
			→	☐; Orga 11635→; → 07/13		24.3387-1734.5	240656	TRW Ø 38 - Halter
1.6 HDi	68	11/09→	←	☐; → 07/13		24.3541-1761.5	240233	Ø 54 - Halter
			←	☐; → 07/13		24.3541-1762.5	240234	Ø 54 - Halter
			→	☐; → 07/13		24.3387-1733.5	240655	TRW Ø 38 - Halter
			→	☐; → 07/13		24.3387-1734.5	240656	TRW Ø 38 - Halter
<b>Feder, Bremssattel</b>								
1.6 16V RC	128	02/07→		11/07→ 07/13	2	11.8116-0351.1	390538	ATE
<b>Führungshülzensatz, Bremssattel</b>								
1.6 16V RC	128	02/07→	←	11/07→ 07/13		11.0101-5704.2	260095	ATE
<b>Führungsbolzen, Bremssattel</b>								
1.6 16V RC	128	02/07→		11/07→ 07/13		11.8171-0008.1	990049	ATE
 <b>Bremsschlauch</b>								
1.4	54	06/07→	←	→ 07/13	2	24.5144-0480.3	330961	L= 480
1.4 16V	70	06/07→	→	→ 07/13	2	24.5239-0190.3	330966	L= 190
1.4 16V	72	11/09→	→	→ 07/13	2	24.5239-0190.3	330966	L= 190
1.6 16V	88	06/07→						
1.6 16V Turbo	110	02/07→						
1.6 HDi	66	06/07→						
1.6 HDi	68	11/09→						
1.6 HDi	80	06/07→						
1.6 HDi	82	08/09→						
1.6 16V RC	128	02/07→	←	11/07→ 07/13	2	24.5144-0480.3	330961	L= 480
			→	11/07→ 07/13	2	24.5239-0190.3	330966	L= 190
<b>PEUGEOT - 207 Van 04/07→</b>								
 <b>Bremssattel</b>								
1.4	54	06/07→10/08	←	☐		24.3541-1771.5	240239	BOS Ø 54 - Halter
			←	☐		24.3541-1772.5	240240	BOS Ø 54 - Halter
1.4 HDi	50	04/07→	←	☐; → 06/12		24.3541-1771.5	240239	BOS Ø 54 - Halter
			←	☐; → 06/12		24.3541-1772.5	240240	BOS Ø 54 - Halter
1.6 HDi	66	04/07→	←	☐; → 06/12		24.3541-1761.5	240233	Ø 54 - Halter
1.6 HDi	68	11/09→				24.3541-1771.5	240239	BOS Ø 54 - Halter
↓								




**PEUGEOT - 207 Van 04/07→**








 <b>Bremssattel</b>								
1.6 HDi 1.6 HDi	66 68	04/07→ 11/09→	←	☐; → 06/12		24.3541-1762.5	240234	Ø 54 - Halter
				☐; Orga 11635→; → 06/12		24.3541-1772.5	240240	BOS Ø 54 - Halter
				☐; Orga 11635→; → 06/12		24.3387-1733.5	240655	TRW Ø 38 - Halter
				☐; Orga 11635→; → 06/12		24.3387-1734.5	240656	TRW Ø 38 - Halter
























 <b>Bremsschlauch</b>									
1.4	54	06/07→10/08	←			2	24.5144-0480.3	330961	L= 480
				☐; → 06/12		2	24.5239-0190.3	330966	L= 190
1.4 HDi 1.6 HDi 1.6 HDi	50 66 68	04/07→ 04/07→ 11/09→	←	☐; → 06/12		2	24.5144-0480.3	330961	L= 480
				☐; → 06/12		2	24.5239-0190.3	330966	L= 190









**PEUGEOT - 208 03/12→**








 <b>Bremssattel</b>								
1.0 1.2	50 60	03/12→ 03/12→	←	☐; für Bremsscheibendurchmesser [mm]: 302		11.9571-9939.2	220923	ATE Ø 57 - Halter
				☐; für Bremsscheibendurchmesser [mm]: 302		11.9571-9940.2	220924	ATE Ø 57 - Halter
1.2 GPL 1.2 THP 1.4 GPL 1.4 HDi 1.4 VTi 1.6 1.6 1.6 BlueHDi 120 1.6 HDi 1.6 HDi 1.6 HDi 1.6 HDi 1.6 HDi / BlueHDi 75 1.6 THP 165	60 81 70 50 70 88 115 88 68 69 84 85 55 121	06/15→ 01/13→ 10/13→ 03/12→ 03/12→ 03/12→ 03/12→ 11/13→ 03/12→ 09/16→ 03/12→ 04/14→ 01/13→ 03/15→	←	☐; für Bremsscheibendurchmesser [mm]: 302		24.3541-1771.5	240239	BOS Ø 54 - Halter
1.6 BlueHDi 100	73	01/15→	←	☐; für Bremsscheibendurchmesser [mm]: 203		11.9571-9939.2	220923	ATE Ø 57 - Halter
				☐; für Bremsscheibendurchmesser [mm]: 203		11.9571-9940.2	220924	ATE Ø 57 - Halter
				☐; für Bremsscheibendurchmesser [mm]: 266		24.3541-1771.5	240239	BOS Ø 54 - Halter
				☐; für Bremsscheibendurchmesser [mm]: 266		24.3541-1772.5	240240	BOS Ø 54 - Halter
				☐		24.3387-1733.5	240655	TRW Ø 38 - Halter
				☐		24.3387-1734.5	240656	TRW Ø 38 - Halter
				☐				
1.6 GTi	147	08/12→	←	☐; 03/13→; für Bremsscheibendurchmesser [mm]: 302		11.9571-9939.2	220923	ATE Ø 57 - Halter
				☐; 03/13→; für Bremsscheibendurchmesser [mm]: 302		11.9571-9940.2	220924	ATE Ø 57 - Halter
1.6 GTi	153	10/14→	←	☐; Orga 14084→; für Bremsscheibendurchmesser [mm]: 302		11.9571-9939.2	220923	ATE Ø 57 - Halter
				☐; Orga 14084→; für Bremsscheibendurchmesser [mm]: 302		11.9571-9940.2	220924	ATE Ø 57 - Halter








<b>Feder, Bremssattel</b>								
1.0 1.2 1.2 GPL 1.2 THP 1.4 GPL 1.4 HDi 1.4 VTi 1.6 1.6 1.6 BlueHDi 120 1.6 HDi 1.6 HDi 1.6 HDi 1.6 HDi 1.6 HDi / BlueHDi 75 1.6 THP 165 ↓	50 60 60 81 70 50 70 88 115 88 68 69 84 85 55 121	03/12→ 03/12→ 06/15→ 01/13→ 10/13→ 03/12→ 03/12→ 03/12→ 03/12→ 11/13→ 03/12→ 09/16→ 03/12→ 04/14→ 01/13→ 03/15→	←	für Bremsscheibendurchmesser [mm]: 302	2	11.8116-0356.1	390586	ATE








	kw			 	! #		
<b>PEUGEOT - 208 03/12→</b>							
<b>Feder, Bremssattel</b>							
1.6 BlueHdi 100	73	01/15→		für Bremsscheibendurchmesser [mm]: 203	2	<b>11.8116-0356.1</b>	<b>390586</b> ATE
1.6 GTi	147	08/12→		03/13→; für Bremsscheibendurchmesser [mm]: 302	2	<b>11.8116-0356.1</b>	<b>390586</b> ATE
1.6 GTi	153	10/14→		Orga 14084→; für Bremsscheibendurchmesser [mm]: 302	2	<b>11.8116-0356.1</b>	<b>390586</b> ATE
<b>Führungshülzensatz, Bremssattel</b>							
1.0	50	03/12→	←	für Bremsscheibendurchmesser [mm]: 302		<b>11.0101-5704.2</b>	<b>260095</b> ATE
1.2	60	03/12→					
1.2 GPL	60	06/15→					
1.2 THP	81	01/13→					
1.4 GPL	70	10/13→					
1.4 HDi	50	03/12→					
1.4 VTi	70	03/12→					
1.6	88	03/12→					
1.6	115	03/12→					
1.6 BlueHdi 120	88	11/13→					
1.6 HDi	68	03/12→					
1.6 HDi	69	09/16→					
1.6 HDi	84	03/12→					
1.6 HDi	85	04/14→					
1.6 HDi / BlueHdi 75	55	01/13→					
1.6 THP 165	121	03/15→					
1.6 BlueHdi 100	73	01/15→	←	für Bremsscheibendurchmesser [mm]: 203		<b>11.0101-5704.2</b>	<b>260095</b> ATE
1.6 GTi	147	08/12→	←	03/13→; für Bremsscheibendurchmesser [mm]: 302		<b>11.0101-5704.2</b>	<b>260095</b> ATE
1.6 GTi	153	10/14→	←	Orga 14084→; für Bremsscheibendurchmesser [mm]: 302		<b>11.0101-5704.2</b>	<b>260095</b> ATE
<b>Führungsbolzen, Bremssattel</b>							
1.0	50	03/12→		für Bremsscheibendurchmesser [mm]: 302		<b>11.8171-0008.1</b>	<b>990049</b> ATE
1.2	60	03/12→					
1.2 GPL	60	06/15→					
1.2 THP	81	01/13→					
1.4 GPL	70	10/13→					
1.4 HDi	50	03/12→					
1.4 VTi	70	03/12→					
1.6	88	03/12→					
1.6	115	03/12→					
1.6 BlueHdi 120	88	11/13→					
1.6 HDi	68	03/12→					
1.6 HDi	69	09/16→					
1.6 HDi	84	03/12→					
1.6 HDi	85	04/14→					
1.6 HDi / BlueHdi 75	55	01/13→					
1.6 THP 165	121	03/15→					
1.6 BlueHdi 100	73	01/15→		für Bremsscheibendurchmesser [mm]: 203		<b>11.8171-0008.1</b>	<b>990049</b> ATE
1.6 GTi	147	08/12→		03/13→; für Bremsscheibendurchmesser [mm]: 302		<b>11.8171-0008.1</b>	<b>990049</b> ATE
1.6 GTi	153	10/14→		Orga 14084→; für Bremsscheibendurchmesser [mm]: 302		<b>11.8171-0008.1</b>	<b>990049</b> ATE
<b>Bremsschlauch</b>							
1.0	50	03/12→	←	für Bremsscheibendurchmesser [mm]: 266	2	<b>24.5111-0496.3</b>	<b>331371</b> L= 495
1.2	60	03/12→					
1.2 GPL	60	06/15→	←	für Bremsscheibendurchmesser [mm]: 302	2	<b>24.5144-0480.3</b>	<b>330961</b> L= 480
1.2 THP	81	01/13→					
1.4 GPL	70	10/13→					
1.4 HDi	50	03/12→	→		2	<b>24.5239-0190.3</b>	<b>330966</b> L= 190
1.4 VTi	70	03/12→					
1.6	88	03/12→					
1.6	115	03/12→					
1.6 BlueHdi 100	73	01/15→					
1.6 BlueHdi 120	88	11/13→					
1.6 HDi	68	03/12→					
1.6 HDi	69	09/16→					
1.6 HDi	84	03/12→					
1.6 HDi	85	04/14→					
1.6 HDi / BlueHdi 75	55	01/13→					
1.6 THP 165	121	03/15→					
↓							










	kw			 	! #		
<b>PEUGEOT - 208 03/12→</b>							
 <b>Bremsschlauch</b>							
1.6 GTi	147	08/12→	←	03/13→; für Bremsscheibendurchmesser [mm]: 266	2	24.5111-0496.3 331371	L= 495
			←	03/13→; für Bremsscheibendurchmesser [mm]: 302	2	24.5144-0480.3 330961	L= 480
			→	03/13→	2	24.5239-0190.3 330966	L= 190
1.6 GTi	153	10/14→	→		2	24.5239-0190.3 330966	L= 190
<b>PEUGEOT - 208 Kasten 10/12→</b>							
 <b>Bremssattel</b>							
1.4 HDi	50	10/12→	←	 ; für Bremsscheibendurchmesser [mm]: 302		11.9571-9939.2 220923	ATE Ø 57 - Halter
1.6 BlueHDi 75	55	04/15→					
1.6 HDi	68	03/14→	←	 ; für Bremsscheibendurchmesser [mm]: 302		11.9571-9940.2 220924	ATE Ø 57 - Halter
			←	 ; für Bremsscheibendurchmesser [mm]: 266		24.3541-1771.5 240239	BOS Ø 54 - Halter
			←	 ; für Bremsscheibendurchmesser [mm]: 266		24.3541-1772.5 240240	BOS Ø 54 - Halter
			→			24.3387-1733.5 240655	TRW Ø 38 - Halter
			→			24.3387-1734.5 240656	TRW Ø 38 - Halter
<b>Feder, Bremssattel</b>							
1.4 HDi	50	10/12→		für Bremsscheibendurchmesser [mm]: 302	2	11.8116-0356.1 390586	ATE
1.6 BlueHDi 75	55	04/15→					
1.6 HDi	68	03/14→					
<b>Führungshülzensatz, Bremssattel</b>							
1.4 HDi	50	10/12→	←	für Bremsscheibendurchmesser [mm]: 302		11.0101-5704.2 260095	ATE
1.6 BlueHDi 75	55	04/15→					
1.6 HDi	68	03/14→					
<b>Führungsbolzen, Bremssattel</b>							
1.4 HDi	50	10/12→		für Bremsscheibendurchmesser [mm]: 302		11.8171-0008.1 990049	ATE
1.6 BlueHDi 75	55	04/15→					
1.6 HDi	68	03/14→					
 <b>Bremsschlauch</b>							
1.4 HDi	50	10/12→	←	für Bremsscheibendurchmesser [mm]: 266	2	24.5111-0496.3 331371	L= 495
1.6 BlueHDi 75	55	04/15→					
1.6 HDi	68	03/14→	←	für Bremsscheibendurchmesser [mm]: 302	2	24.5144-0480.3 330961	L= 480
			→		2	24.5239-0190.3 330966	L= 190
<b>PEUGEOT - 301 11/12→</b>							
 <b>Bremssattel</b>							
1.2 VTi 72	53	11/12→	←	 ; V		24.3541-1771.5 240239	BOS Ø 54 - Halter
1.2 VTi 82	60	12/14→					
1.6 BlueHDi 100	73	04/14→	←	 ; V		24.3541-1772.5 240240	BOS Ø 54 - Halter
1.6 HDi 90	68	11/12→					
1.6 HDi 90	69	09/16→					
1.6 VTi 115	85	11/12→					
1.6 VTi 115	86	09/16→					
 <b>Bremsschlauch</b>							
1.2 VTi 72	53	11/12→	→		2	24.5239-0190.3 330966	L= 190
1.2 VTi 82	60	12/14→					
1.6 BlueHDi 100	73	04/14→					
1.6 HDi 90	68	11/12→					
1.6 HDi 90	69	09/16→					
1.6 VTi 115	85	11/12→					
1.6 VTi 115	86	09/16→					
<b>PEUGEOT - 306 (7B, N3, N5) 04/93→10/03</b>							
 <b>Bremssattel</b>							
1.1	44	06/94→05/01	←	 ; → 04/97; + ABS		11.3481-9833.2 220561	ATE Ø 48 - Halter
						24.3481-9833.5 240479	ATE Ø 48 - Halter
			←	 ; → 04/97; + ABS		11.3481-9834.2 220562	ATE Ø 48 - Halter
↓							

	kw			 	! #					
<b>PEUGEOT - 306 (7B, N3, N5) 04/93→10/03</b>										
 <b>Bremssattel</b>										
1.1	44	06/94→05/01	←	☐; → 04/97; + ABS		24.3481-9834.5 240480	ATE Ø 48 - Halter			
1.4 SL	55	06/94→05/01	←	☐; 10/94→; →Orga 08575; + ABS		11.3481-9833.2 220561	ATE Ø 48 - Halter			
					24.3481-9833.5 240479	ATE Ø 48 - Halter				
			←	☐; 10/94→; →Orga 08575; + ABS		11.3481-9834.2 220562	ATE Ø 48 - Halter			
					24.3481-9834.5 240480	ATE Ø 48 - Halter				
			←	☐; 05/97→; - ABS		24.3481-1741.5 240245	BOS Ø 48 - Halter			
					24.3481-1742.5 240246	BOS Ø 48 - Halter				
1.6 1.8 1.8 ST 1.9 D	66 74 74 51	07/00→05/01 10/95→04/97 06/94→05/01 09/98→05/01	←	☐; Orga 08576→; - ABS		11.3481-9833.2 220561	ATE Ø 48 - Halter			
					24.3481-9833.5 240479	ATE Ø 48 - Halter				
			←	☐; →Orga 08575		11.3481-9833.2 220561	ATE Ø 48 - Halter			
					24.3481-9833.5 240479	ATE Ø 48 - Halter				
			←	☐; Orga 08576→; - ABS		11.3481-9834.2 220562	ATE Ø 48 - Halter			
					24.3481-9834.5 240480	ATE Ø 48 - Halter				
1.6	72	10/00→05/01	←	☐; - ABS		11.3481-9833.2 220561	ATE Ø 48 - Halter			
					24.3481-9833.5 240479	ATE Ø 48 - Halter				
			←	☐; - ABS		11.3481-9834.2 220562	ATE Ø 48 - Halter			
					24.3481-9834.5 240480	ATE Ø 48 - Halter				
			←	☐; + ABS		24.3541-1757.7 220483	TRW Ø 54 - Halter			
					24.3541-1767.5 240237	BOS Ø 54 - Halter				
1.6 SR	65	06/94→10/00	←	☐; 10/94→; →Orga 08575		11.3481-9833.2 220561	ATE Ø 48 - Halter			
					24.3481-9833.5 240479	ATE Ø 48 - Halter				
			←	☐; Orga 08576→; - ABS		11.3481-9833.2 220561	ATE Ø 48 - Halter			
					24.3481-9833.5 240479	ATE Ø 48 - Halter				
			←	☐; 10/94→; →Orga 08575		11.3481-9834.2 220562	ATE Ø 48 - Halter			
					24.3481-9834.5 240480	ATE Ø 48 - Halter				
1.8 16V 2.0 2.0 HDI 90 2.0 S16	81 99 66 110	03/97→05/01 05/97→06/00 06/99→05/01 06/94→05/01	←	☐		24.3541-1757.7 220483	TRW Ø 54 - Halter			
					24.3541-1767.5 240237	BOS Ø 54 - Halter				
			←	☐		24.3541-1758.7 220484	TRW Ø 54 - Halter			
					24.3541-1768.5 240238	Ø 54 - Halter				
			1.8 16V	82	03/97→07/01	←	☐; → 05/01		24.3541-1757.7 220483	TRW Ø 54 - Halter
								24.3541-1767.5 240237	BOS Ø 54 - Halter	
←	☐; → 05/01					24.3541-1758.7 220484	TRW Ø 54 - Halter			
			24.3541-1768.5 240238	Ø 54 - Halter						
1.9 D	69	02/94→04/97	←	☐		11.3481-9833.2 220561	ATE Ø 48 - Halter			
					24.3481-9833.5 240479	ATE Ø 48 - Halter				
			←	☐; 10/94→		11.3481-9833.2 220561	ATE Ø 48 - Halter			
					24.3481-9833.5 240479	ATE Ø 48 - Halter				
1.9 SLD 1.9 SLD ↓	47 50	06/94→05/01 06/94→05/01	←	☐; 10/94→		11.3481-9833.2 220561	ATE Ø 48 - Halter			
					24.3481-9833.5 240479	ATE Ø 48 - Halter				
			←	☐		11.3481-9834.2 220562	ATE Ø 48 - Halter			
					24.3481-9834.5 240480	ATE Ø 48 - Halter				
			←	☐; 10/94→		11.3481-9834.2 220562	ATE Ø 48 - Halter			
					24.3481-9834.5 240480	ATE Ø 48 - Halter				

	kw			 	! #		
<b>PEUGEOT - 306 (7B, N3, N5) 04/93→10/03</b>							
<b>Bremssattel</b>							
1.9 SRDT	66	06/94→05/01	←	☐; 10/94→	2	11.3481-9834.2 220562 24.3481-9834.5 240480	ATE Ø 48 - Halter ATE Ø 48 - Halter
1.9 STD	51	02/94→10/95	←	☐; Orga 08576→; - ABS	2	11.3481-9833.2 220561 24.3481-9833.5 240479	ATE Ø 48 - Halter ATE Ø 48 - Halter
			←	☐; Orga 08576→; - ABS	2	11.3481-9834.2 220562 24.3481-9834.5 240480	ATE Ø 48 - Halter ATE Ø 48 - Halter
			←	☐; Orga 08576→; + ABS	2	24.3541-1757.7 220483 24.3541-1767.5 240237	TRW Ø 54 - Halter BOS Ø 54 - Halter
			←	☐; Orga 08576→; + ABS	2	24.3541-1758.7 220484 24.3541-1768.5 240238	TRW Ø 54 - Halter Ø 54 - Halter
2.0 2.0 ST	97 89	03/97→05/01 07/94→05/01	←	☐; 05/97→	2	24.3541-1757.7 220483 24.3541-1767.5 240237	TRW Ø 54 - Halter BOS Ø 54 - Halter
			←	☐; 05/97→	2	24.3541-1758.7 220484 24.3541-1768.5 240238	TRW Ø 54 - Halter Ø 54 - Halter
2.0 S16	112	06/94→05/01	←	☐; 07/94→	2	24.3541-1757.7 220483 24.3541-1767.5 240237	TRW Ø 54 - Halter BOS Ø 54 - Halter
			←	☐; 07/94→	2	24.3541-1758.7 220484 24.3541-1768.5 240238	TRW Ø 54 - Halter Ø 54 - Halter
<b>Feder, Bremssattel</b>							
1.1	44	06/94→05/01	←	→ 04/97; + ABS	2	11.8116-0129.1 390591	ATE
1.4 SL	55	06/94→05/01	←	10/94→; →Orga 08575; + ABS	2	11.8116-0129.1 390591	ATE
1.6	66	07/00→05/01	←	Orga 08576→; - ABS	2	11.8116-0129.1 390591	ATE
1.8	74	10/95→04/97	←	→Orga 08575	2	11.8116-0129.1 390591	ATE
1.8 ST	74	06/94→05/01					
1.9 D	51	09/98→05/01	←				
1.6	72	10/00→05/01	←	- ABS	2	11.8116-0129.1 390591	ATE
1.6 SR	65	06/94→10/00	←	Orga 08576→; - ABS	2	11.8116-0129.1 390591	ATE
			←	10/94→; →Orga 08575	2	11.8116-0129.1 390591	ATE
1.9 D	69	02/94→04/97	←		2	11.8116-0129.1 390591	ATE
			←	10/94→	2	11.8116-0129.1 390591	ATE
1.9 SLD	47	06/94→05/01	←	10/94→	2	11.8116-0129.1 390591	ATE
1.9 SLD	50	06/94→05/01					
1.9 SRDT	66	06/94→05/01					
1.9 STD	51	02/94→10/95	←	Orga 08576→; - ABS	2	11.8116-0129.1 390591	ATE
<b>Führungshülzensatz, Bremssattel</b>							
1.1	44	06/94→05/01	←	→ 04/97; + ABS	2	11.0101-5407.2 260011	ATE
1.4 SL	55	06/94→05/01	←	10/94→; →Orga 08575; + ABS	2	11.0101-5407.2 260011	ATE
1.6	66	07/00→05/01	←	Orga 08576→; - ABS	2	11.0101-5407.2 260011	ATE
1.8	74	10/95→04/97					
1.8 ST	74	06/94→05/01	←	→Orga 08575	2	11.0101-5407.2 260011	ATE
1.9 D	51	09/98→05/01	←				
1.6	72	10/00→05/01	←	- ABS	2	11.0101-5407.2 260011	ATE
1.6 SR	65	06/94→10/00	←	10/94→; →Orga 08575	2	11.0101-5407.2 260011	ATE
			←	Orga 08576→; - ABS	2	11.0101-5407.2 260011	ATE
1.9 D	69	02/94→04/97	←		2	11.0101-5407.2 260011	ATE
			←	10/94→	2	11.0101-5407.2 260011	ATE
1.9 SLD	47	06/94→05/01	←	10/94→	2	11.0101-5407.2 260011	ATE
1.9 SLD	50	06/94→05/01					
1.9 SRDT	66	06/94→05/01					
1.9 STD	51	02/94→10/95	←	Orga 08576→; - ABS	2	11.0101-5407.2 260011	ATE
<b>Führungsbolzen, Bremssattel</b>							
1.1	44	06/94→05/01		→ 04/97; + ABS	2	11.8171-0008.1 990049	ATE
1.4 SL	55	06/94→05/01		10/94→; →Orga 08575; + ABS	2	11.8171-0008.1 990049	ATE
1.6	66	07/00→05/01		→Orga 08575	2	11.8171-0008.1 990049	ATE
1.8	74	10/95→04/97		Orga 08576→; - ABS	2	11.8171-0008.1 990049	ATE
1.8 ST	74	06/94→05/01					
1.9 D	51	09/98→05/01					
1.6	72	10/00→05/01		- ABS	2	11.8171-0008.1 990049	ATE
1.6 SR	65	06/94→10/00		10/94→; →Orga 08575	2	11.8171-0008.1 990049	ATE
				Orga 08576→; - ABS	2	11.8171-0008.1 990049	ATE
1.9 D	69	02/94→04/97		10/94→	2	11.8171-0008.1 990049	ATE
			↓				










	kw			 	! #		
<b>PEUGEOT - 306 (7B, N3, N5) 04/93→10/03</b>							
<b>Führungsbolzen, Bremsattel</b>							
1.9 D	69	02/94→04/97				11.8171-0008.1 990049	ATE
1.9 SLD	47	06/94→05/01		10/94→		11.8171-0008.1 990049	ATE
1.9 SLD	50	06/94→05/01					
1.9 SRDT	66	06/94→05/01					
1.9 STD	51	02/94→10/95		Orga 08576→; - ABS		11.8171-0008.1 990049	ATE
<b>Dichtungssatz, Bremsattel</b>							
1.1	44	06/94→05/01	←	→ 04/97; + ABS		11.0441-4811.2 250024	ATE
1.4 SL	55	06/94→05/01	←	10/94→; →Orga 08575; + ABS		11.0441-4811.2 250024	ATE
1.6	66	07/00→05/01	←	Orga 08576→; - ABS		11.0441-4811.2 250024	ATE
1.8	74	10/95→04/97	←				
1.8 ST	74	06/94→05/01	←	→Orga 08575		11.0441-4811.2 250024	ATE
1.9 D	51	09/98→05/01					
1.6	72	10/00→05/01	←	- ABS		11.0441-4811.2 250024	ATE
1.6 SR	65	06/94→10/00	←	10/94→; →Orga 08575		11.0441-4811.2 250024	ATE
			←	Orga 08576→; - ABS		11.0441-4811.2 250024	ATE
1.9 D	69	02/94→04/97	←			11.0441-4811.2 250024	ATE
			←	10/94→		11.0441-4811.2 250024	ATE
1.9 SLD	47	06/94→05/01	←	10/94→		11.0441-4811.2 250024	ATE
1.9 SLD	50	06/94→05/01					
1.9 SRDT	66	06/94→05/01					
1.9 STD	51	02/94→10/95	←	Orga 08576→; - ABS		11.0441-4811.2 250024	ATE
<b>Zubehörsatz, Bremsattel</b>							
2.0	97	03/97→05/01	←	→ 04/97;		24.0101-3601.2 260044	TRW
2.0 ST	89	07/94→05/01		für Fahrzeuge ohne Niveauregulierung			
<b>Bremsschlauch</b>							
1.1	44	06/94→05/01	←	→ 04/97; + ABS	2	24.5111-0495.3 330505	L= 495
			←	→ 04/97; - ABS	2	24.5111-0520.3 330506	L= 519
			→	→ 04/97; - ABS	2	24.5228-0195.3 330469	L= 202
			→	☐; → 04/97; + ABS		24.5228-0195.3 330469	L= 202
			→	☐; → 04/97; + ABS		24.5228-0245.3 330531	L= 245
1.4 SL	55	06/94→05/01	←	05/97→	2	24.5111-0495.3 330505	L= 495
			←	10/94→ 04/97; - ABS	2	24.5111-0520.3 330506	L= 519
			←	10/94→ 04/97; + ABS	2	24.5111-0495.3 330505	L= 495
			←	10/94→ 04/97; + ABS	2	24.5111-0520.3 330506	L= 519
			→	☐; 10/94→ 04/97; + ABS		24.5228-0195.3 330469	L= 202
			→	10/94→ 04/97; - ABS	2	24.5228-0195.3 330469	L= 202
			→	☐; 05/97→		24.5228-0195.3 330469	L= 202
			→	☐; 05/97→		24.5228-0245.3 330531	L= 245
			→	☐; 10/94→ 04/97; + ABS		24.5228-0245.3 330531	L= 245
1.6	72	10/00→05/01	←		2	24.5111-0495.3 330505	L= 495
1.8	74	10/95→04/97				24.5111-0520.3 330506	L= 519
1.8 16V	81	03/97→05/01					
1.8 ST	74	06/94→05/01	→	☐		24.5228-0195.3 330469	L= 202
1.9 D	51	09/98→05/01	→	☐		24.5228-0245.3 330531	L= 245
1.9 D	55	03/98→05/01					
2.0	97	03/97→05/01					
2.0	99	05/97→06/00					
2.0 HDI 90	66	06/99→05/01					
2.0 S16	110	06/94→05/01					
2.0 ST	89	07/94→05/01					
1.6 SR	65	06/94→10/00	←	10/94→	2	24.5111-0495.3 330505	L= 495
1.9 SLD	47	06/94→05/01				24.5111-0520.3 330506	L= 519
1.9 SLD	50	06/94→05/01					
1.9 SRDT	66	06/94→05/01	→	☐; 10/94→		24.5228-0195.3 330469	L= 202
			→	☐; 10/94→		24.5228-0245.3 330531	L= 245
1.8 16V	82	03/97→07/01	←	→ 05/01	2	24.5111-0495.3 330505	L= 495
			←	→ 05/01	2	24.5111-0520.3 330506	L= 519
			→	☐; → 05/01		24.5228-0195.3 330469	L= 202
			→	☐; → 05/01		24.5228-0245.3 330531	L= 245
1.9 D	69	02/94→04/97	←		2	24.5111-0495.3 330505	L= 495
↓							








	kW			 	! #		
<b>PEUGEOT - 306 (7B, N3, N5) 04/93→10/03</b>							
<b>Bremsschlauch</b>							
1.9 D	69	02/94→04/97	←			24.5111-0520.3 330506	L= 519
			←	10/94→	2	24.5111-0495.3 330505	L= 495
						24.5111-0520.3 330506	L= 519
			→	☐		24.5228-0195.3 330469	L= 202
			→	☐; 10/94→		24.5228-0195.3 330469	L= 202
			→	☐; 10/94→		24.5228-0245.3 330531	L= 245
			→	☐		24.5228-0245.3 330531	L= 245
2.0 S16	112	06/94→05/01	←	07/94→	2	24.5111-0495.3 330505	L= 495
						24.5111-0520.3 330506	L= 519
			→	☐; 07/94→		24.5228-0195.3 330469	L= 202
			→	☐; 07/94→		24.5228-0245.3 330531	L= 245
<b>PEUGEOT - 306 Break (7E, N3, N5) 06/94→04/02</b>							
<b>Bremssattel</b>							
1.4	55	03/97→04/02	←	☐; → 03/02; - ABS		11.3481-9833.2 220561	ATE Ø 48 - Halter
1.6	72	10/00→04/02				24.3481-9833.5 240479	ATE Ø 48 - Halter
1.9 D	50	03/97→04/02					
1.9 D	51	09/98→04/02	←	☐; → 03/02; - ABS		11.3481-9834.2 220562	ATE Ø 48 - Halter
1.9 D	55	03/98→04/02				24.3481-9834.5 240480	ATE Ø 48 - Halter
			←	☐; → 03/02; + ABS		24.3541-1757.7 220483	TRW Ø 54 - Halter
						24.3541-1767.5 240237	BOS Ø 54 - Halter
			←	☐; → 03/02; + ABS		24.3541-1758.7 220484	TRW Ø 54 - Halter
						24.3541-1768.5 240238	Ø 54 - Halter
1.6	65	03/97→10/00	←	☐; - ABS		11.3481-9833.2 220561	ATE Ø 48 - Halter
1.9 D	51	05/97→05/99				24.3481-9833.5 240479	ATE Ø 48 - Halter
			←	☐; - ABS		11.3481-9834.2 220562	ATE Ø 48 - Halter
						24.3481-9834.5 240480	ATE Ø 48 - Halter
			←	☐; + ABS		24.3541-1757.7 220483	TRW Ø 54 - Halter
						24.3541-1767.5 240237	BOS Ø 54 - Halter
			←	☐; + ABS		24.3541-1758.7 220484	TRW Ø 54 - Halter
						24.3541-1768.5 240238	Ø 54 - Halter
1.8	74	03/97→04/02	←	☐; → 03/02		24.3541-1757.7 220483	TRW Ø 54 - Halter
1.8 16V	81	03/97→04/02				24.3541-1767.5 240237	BOS Ø 54 - Halter
2.0	97	03/97→04/02					
2.0 16V	99	03/97→04/02	←	☐; → 03/02		24.3541-1758.7 220484	TRW Ø 54 - Halter
2.0 HDI 90	66	06/99→04/02				24.3541-1768.5 240238	Ø 54 - Halter
1.8 16V	82	03/97→07/01	←	☐		24.3541-1757.7 220483	TRW Ø 54 - Halter
						24.3541-1767.5 240237	BOS Ø 54 - Halter
			←	☐		24.3541-1758.7 220484	TRW Ø 54 - Halter
						24.3541-1768.5 240238	Ø 54 - Halter
1.9 Td	52	07/95→08/00	←	☐; 03/97→		24.3541-1757.7 220483	TRW Ø 54 - Halter
						24.3541-1767.5 240237	BOS Ø 54 - Halter
			←	☐; 03/97→		24.3541-1758.7 220484	TRW Ø 54 - Halter
						24.3541-1768.5 240238	Ø 54 - Halter
1.9 TD	66	02/97→04/02	←	☐; 03/97→ 03/02		24.3541-1757.7 220483	TRW Ø 54 - Halter
						24.3541-1767.5 240237	BOS Ø 54 - Halter
			←	☐; 03/97→ 03/02		24.3541-1758.7 220484	TRW Ø 54 - Halter
						24.3541-1768.5 240238	Ø 54 - Halter
<b>Feder, Bremssattel</b>							
1.4	55	03/97→04/02	←	→ 03/02; - ABS	2	11.8116-0129.1 390591	ATE
1.6	72	10/00→04/02					
1.9 D	50	03/97→04/02					
1.9 D	51	09/98→04/02					
1.9 D	55	03/98→04/02					
1.6	65	03/97→10/00	←	- ABS	2	11.8116-0129.1 390591	ATE
1.9 D	51	05/97→05/99					
<b>Führungshülzensatz, Bremssattel</b>							
1.4	55	03/97→04/02	←	→ 03/02; - ABS		11.0101-5407.2 260011	ATE
1.6	72	10/00→04/02					
1.9 D	50	03/97→04/02					
1.9 D	51	09/98→04/02					
1.9 D	55	03/98→04/02					
1.6	65	03/97→10/00	←	- ABS		11.0101-5407.2 260011	ATE
1.9 D	51	05/97→05/99					
↓							

	kW			 	! #		
<b>PEUGEOT - 306 Break (7E, N3, N5) 06/94→04/02</b>							
<b>Führungsbolzen, Bremsattel</b>							
1.4	55	03/97→04/02		→ 03/02; - ABS		11.8171-0008.1 990049	ATE
1.6	72	10/00→04/02					
1.9 D	50	03/97→04/02					
1.9 D	51	09/98→04/02					
1.9 D	55	03/98→04/02					
1.6	65	03/97→10/00		- ABS		11.8171-0008.1 990049	ATE
1.9 D	51	05/97→05/99					
<b>Dichtungssatz, Bremsattel</b>							
1.4	55	03/97→04/02		→ 03/02; - ABS		11.0441-4811.2 250024	ATE
1.6	72	10/00→04/02					
1.9 D	50	03/97→04/02					
1.9 D	51	09/98→04/02					
1.9 D	55	03/98→04/02					
1.6	65	03/97→10/00		- ABS		11.0441-4811.2 250024	ATE
1.9 D	51	05/97→05/99					
<b> Bremschlauch</b>							
1.4	55	03/97→04/02	←	→ 03/02	2	24.5111-0495.3 330505	L= 495
1.6	72	10/00→04/02				24.5111-0520.3 330506	L= 519
1.8	74	03/97→04/02					
1.8 16V	81	03/97→04/02	→	☐; → 03/02		24.5228-0195.3 330469	L= 202
1.9 D	50	03/97→04/02	→	☐; → 03/02		24.5228-0245.3 330531	L= 245
1.9 D	51	09/98→04/02					
1.9 D	55	03/98→04/02					
2.0	97	03/97→04/02					
2.0 16V	99	03/97→04/02					
2.0 HDI 90	66	06/99→04/02					
1.6	65	03/97→10/00	←		2	24.5111-0495.3 330505	L= 495
1.8 16V	82	03/97→07/01				24.5111-0520.3 330506	L= 519
1.9 D	51	05/97→05/99	→	☐		24.5228-0195.3 330469	L= 202
			→	☐		24.5228-0245.3 330531	L= 245
1.9 Td	52	07/95→08/00	←	03/97→	2	24.5111-0495.3 330505	L= 495
						24.5111-0520.3 330506	L= 519
			→	☐; 03/97→		24.5228-0195.3 330469	L= 202
			→	☐; 03/97→		24.5228-0245.3 330531	L= 245
1.9 TD	66	02/97→04/02	←	03/97→ 03/02	2	24.5111-0495.3 330505	L= 495
						24.5111-0520.3 330506	L= 519
			→	☐; 03/97→ 03/02		24.5228-0195.3 330469	L= 202
			→	☐; 03/97→ 03/02		24.5228-0245.3 330531	L= 245
<b>PEUGEOT - 306 Cabriolet (7D, N3, N5) 03/94→04/02</b>							
<b> Bremsattel</b>							
1.6	65	04/96→10/00	←	☐; →Orga 08575		11.3481-9833.2 220561	ATE Ø 48 - Halter
			←	☐; 05/00→; - ABS		11.3481-9833.2 220561	ATE Ø 48 - Halter
			←	☐; →Orga 08575		11.3481-9834.2 220562	ATE Ø 48 - Halter
			←	☐; 05/00→; - ABS		11.3481-9834.2 220562	ATE Ø 48 - Halter
			←	☐; 05/00→; - ABS		24.3481-9833.5 240479	ATE Ø 48 - Halter
			←	☐; →Orga 08575		24.3481-9833.5 240479	ATE Ø 48 - Halter
			←	☐; →Orga 08575		24.3481-9834.5 240480	ATE Ø 48 - Halter
			←	☐; 05/00→; - ABS		24.3481-9834.5 240480	ATE Ø 48 - Halter
			←	☐; Orga 08576→; + ABS		24.3541-1757.7 220483	TRW Ø 54 - Halter
						24.3541-1767.5 240237	BOS Ø 54 - Halter
			←	☐; Orga 08576→; + ABS		24.3541-1758.7 220484	TRW Ø 54 - Halter
						24.3541-1768.5 240238	Ø 54 - Halter
1.6	72	10/00→04/02	←	☐		24.3541-1757.7 220483	TRW Ø 54 - Halter
1.8 16V	81	07/00→04/02				24.3541-1767.5 240237	BOS Ø 54 - Halter
			←	☐		24.3541-1758.7 220484	TRW Ø 54 - Halter
						24.3541-1768.5 240238	Ø 54 - Halter
1.8	74	03/94→04/02	←	☐; →Orga 08575		11.3481-9833.2 220561	ATE Ø 48 - Halter
			←	☐; 05/00→ 10/00; - ABS		11.3481-9833.2 220561	ATE Ø 48 - Halter
			←	☐; →Orga 08575		11.3481-9834.2 220562	ATE Ø 48 - Halter
			←	☐; 05/00→ 10/00; - ABS		11.3481-9834.2 220562	ATE Ø 48 - Halter
			←	☐; 05/00→ 10/00; - ABS		24.3481-9833.5 240479	ATE Ø 48 - Halter
			←	☐; →Orga 08575		24.3481-9833.5 240479	ATE Ø 48 - Halter





	kw					! #		
<b>PEUGEOT - 306 Cabriolet (7D, N3, N5) 03/94→04/02</b>								
<b> Bremssattel</b>								
1.8	74	03/94→04/02	←	☐; →Orga 08575		24.3481-9834.5	240480	ATE Ø 48 - Halter
			←	☐; 05/00→ 10/00; - ABS		24.3481-9834.5	240480	ATE Ø 48 - Halter
			←	☐; Orga 08576→; → 10/00; + ABS		24.3541-1757.7	220483	TRW Ø 54 - Halter
						24.3541-1767.5	240237	BOS Ø 54 - Halter
			←	☐; Orga 08576→; → 10/00; + ABS		24.3541-1758.7	220484	TRW Ø 54 - Halter
						24.3541-1768.5	240238	Ø 54 - Halter
1.8	74	05/97→04/99	←	☐; →Orga 08575		11.3481-9833.2	220561	ATE Ø 48 - Halter
			←	☐; →Orga 08575		11.3481-9834.2	220562	ATE Ø 48 - Halter
			←	☐; →Orga 08575		24.3481-9833.5	240479	ATE Ø 48 - Halter
			←	☐; →Orga 08575		24.3481-9834.5	240480	ATE Ø 48 - Halter
			←	☐; Orga 08576→; + ABS		24.3541-1757.7	220483	TRW Ø 54 - Halter
						24.3541-1767.5	240237	BOS Ø 54 - Halter
			←	☐; Orga 08576→; + ABS		24.3541-1758.7	220484	TRW Ø 54 - Halter
						24.3541-1768.5	240238	Ø 54 - Halter
2.0 16V	97	03/97→04/02	←	☐; 05/97→ 10/00		24.3541-1767.5	240237	BOS Ø 54 - Halter
			←	☐; 05/97→ 10/00		24.3541-1768.5	240238	Ø 54 - Halter
2.0 16V	99	03/97→04/02	←	☐		24.3541-1767.5	240237	BOS Ø 54 - Halter
			←	☐		24.3541-1768.5	240238	Ø 54 - Halter
<b>Feder, Bremssattel</b>								
1.6	65	04/96→10/00	←	→Orga 08575	2	11.8116-0129.1	390591	ATE
			←	05/00→; - ABS	2	11.8116-0129.1	390591	ATE
1.8	74	03/94→04/02	←	05/00→ 10/00; - ABS	2	11.8116-0129.1	390591	ATE
			←	→Orga 08575	2	11.8116-0129.1	390591	ATE
1.8	74	05/97→04/99	←	→Orga 08575	2	11.8116-0129.1	390591	ATE
<b>Führungshülzensatz, Bremssattel</b>								
1.6	65	04/96→10/00	←	05/00→; - ABS		11.0101-5407.2	260011	ATE
			←	→Orga 08575		11.0101-5407.2	260011	ATE
1.8	74	03/94→04/02	←	05/00→ 10/00; - ABS		11.0101-5407.2	260011	ATE
			←	→Orga 08575		11.0101-5407.2	260011	ATE
1.8	74	05/97→04/99	←	→Orga 08575		11.0101-5407.2	260011	ATE
<b>Führungsbolzen, Bremssattel</b>								
1.6	65	04/96→10/00		→Orga 08575		11.8171-0008.1	990049	ATE
				05/00→; - ABS		11.8171-0008.1	990049	ATE
1.8	74	03/94→04/02		05/00→ 10/00; - ABS		11.8171-0008.1	990049	ATE
				→Orga 08575		11.8171-0008.1	990049	ATE
1.8	74	05/97→04/99		→Orga 08575		11.8171-0008.1	990049	ATE
<b>Dichtungssatz, Bremssattel</b>								
1.6	65	04/96→10/00		→Orga 08575		11.0441-4811.2	250024	ATE
				05/00→; - ABS		11.0441-4811.2	250024	ATE
1.8	74	03/94→04/02		05/00→ 10/00; - ABS		11.0441-4811.2	250024	ATE
				→Orga 08575		11.0441-4811.2	250024	ATE
1.8	74	05/97→04/99		→Orga 08575		11.0441-4811.2	250024	ATE
<b>Zubehörsatz, Bremssattel</b>								
2.0	89	03/94→04/02		→ 04/97;		24.0101-3601.2	260044	TRW
2.0	90	02/95→11/97		für Fahrzeuge ohne Niveauregulierung				
2.0 16V	97	03/97→04/02						
<b> Bremsschlauch</b>								
1.6	65	04/96→10/00	←		2	24.5111-0495.3	330505	L= 495
1.6	72	10/00→04/02				24.5111-0520.3	330506	L= 519
1.8	74	05/97→04/99				24.5228-0195.3	330469	L= 202
2.0 16V	99	03/97→04/02	→	☐		24.5228-0245.3	330531	L= 245
			→	☐				
1.8	74	03/94→04/02	←	→ 10/00	2	24.5111-0495.3	330505	L= 495
						24.5111-0520.3	330506	L= 519
			→	☐; → 10/00		24.5228-0195.3	330469	L= 202
↓								

	kw					! #		
<b>PEUGEOT - 306 Cabriolet (7D, N3, N5) 03/94→04/02</b>								
<b>Bremsschlauch</b>								
1.8	74	03/94→04/02	➡	☐; → 10/00			24.5228-0245.3 330531	L= 245
1.8 16V	81	07/00→04/02	⬅			2	24.5111-0495.3 330505	L= 495
							24.5111-0520.3 330506	L= 519
			➡	☐			24.5228-0195.3 330469	L= 202
			➡	☐			24.5228-0245.3 330531	L= 245
2.0 2.0	89 90	03/94→04/02 02/95→11/97	⬅	→ 04/97		2	24.5111-0495.3 330505	L= 495
							24.5111-0520.3 330506	L= 519
			➡	☐; → 04/97			24.5228-0195.3 330469	L= 202
			➡	☐; → 04/97			24.5228-0245.3 330531	L= 245
2.0 16V	97	03/97→04/02	⬅	→ 10/00		2	24.5111-0495.3 330505	L= 495
							24.5111-0520.3 330506	L= 519
			➡	☐; → 10/00			24.5228-0195.3 330469	L= 202
			➡	☐; → 10/00			24.5228-0245.3 330531	L= 245
<b>PEUGEOT - 306 Kasten/Kombi (N_, 7_) 07/93→08/02</b>								
<b>Bremssattel</b>								
1.4	55	03/96→07/01	⬅	☐; →Orga 08575; + ABS			11.3481-9833.2 220561	ATE Ø 48 - Halter
							24.3481-9833.5 240479	ATE Ø 48 - Halter
			⬅	☐; →Orga 08575; + ABS			11.3481-9834.2 220562	ATE Ø 48 - Halter
							24.3481-9834.5 240480	ATE Ø 48 - Halter
			⬅	☐; 05/97→ 05/01; - ABS			24.3481-1741.5 240245	BOS Ø 48 - Halter
			⬅	☐; 05/97→ 05/01; - ABS			24.3481-1742.5 240246	BOS Ø 48 - Halter
			⬅	☐; Orga 08576→; → 05/01; + ABS			24.3541-1757.7 220483	TRW Ø 54 - Halter
						24.3541-1767.5 240237	BOS Ø 54 - Halter	
			⬅	☐; Orga 08576→; → 05/01; + ABS			24.3541-1758.7 220484	TRW Ø 54 - Halter
							24.3541-1768.5 240238	Ø 54 - Halter
1.9 D	51	02/99→08/02	⬅	☐; → 03/02; - ABS			11.3481-9833.2 220561	ATE Ø 48 - Halter
							24.3481-9833.5 240479	ATE Ø 48 - Halter
			⬅	☐; → 03/02; - ABS			11.3481-9834.2 220562	ATE Ø 48 - Halter
							24.3481-9834.5 240480	ATE Ø 48 - Halter
			⬅	☐; → 03/02; + ABS			24.3541-1757.7 220483	TRW Ø 54 - Halter
						24.3541-1767.5 240237	BOS Ø 54 - Halter	
			⬅	☐; → 03/02; + ABS			24.3541-1758.7 220484	TRW Ø 54 - Halter
							24.3541-1768.5 240238	Ø 54 - Halter
1.9 D	69	02/94→04/99	⬅	☐			11.3481-9833.2 220561	ATE Ø 48 - Halter
							24.3481-9833.5 240479	ATE Ø 48 - Halter
			⬅	☐			11.3481-9834.2 220562	ATE Ø 48 - Halter
							24.3481-9834.5 240480	ATE Ø 48 - Halter
1.9 STD	51	02/94→05/99	⬅	☐; 09/98→; →Orga 08575			11.3481-9833.2 220561	ATE Ø 48 - Halter
							24.3481-9833.5 240479	ATE Ø 48 - Halter
			⬅	☐; Orga 08576→; - ABS			11.3481-9833.2 220561	ATE Ø 48 - Halter
							24.3481-9833.5 240479	ATE Ø 48 - Halter
			⬅	☐; Orga 08576→; - ABS			11.3481-9834.2 220562	ATE Ø 48 - Halter
							24.3481-9834.5 240480	ATE Ø 48 - Halter
			⬅	☐; 09/98→; →Orga 08575			11.3481-9834.2 220562	ATE Ø 48 - Halter
						24.3481-9834.5 240480	ATE Ø 48 - Halter	
			⬅	☐; Orga 08576→; + ABS			24.3541-1757.7 220483	TRW Ø 54 - Halter
							24.3541-1767.5 240237	BOS Ø 54 - Halter
			⬅	☐; Orga 08576→; + ABS			24.3541-1758.7 220484	TRW Ø 54 - Halter
							24.3541-1768.5 240238	Ø 54 - Halter
<b>Feder, Bremssattel</b>								
1.4	55	03/96→07/01	⬅	→Orga 08575; + ABS		2	11.8116-0129.1 390591	ATE
1.9 D	51	02/99→08/02	⬅	→ 03/02; - ABS		2	11.8116-0129.1 390591	ATE
1.9 D	69	02/94→04/99	⬅			2	11.8116-0129.1 390591	ATE
1.9 STD	51	02/94→05/99	⬅	Orga 08576→; - ABS		2	11.8116-0129.1 390591	ATE
			⬅	09/98→; →Orga 08575		2	11.8116-0129.1 390591	ATE
↓								

**PEUGEOT - 306 Kasten/Kombi (N\_, 7\_) 07/93→08/02**

**Führungshülzensatz, Bremssattel**


1.4	55	03/96→07/01	←	→Orga 08575; + ABS		11.0101-5407.2	260011	ATE
1.9 D	51	02/99→08/02	←	→ 03/02; - ABS		11.0101-5407.2	260011	ATE
1.9 D	69	02/94→04/99	←			11.0101-5407.2	260011	ATE
1.9 STD	51	02/94→05/99	←	09/98→; →Orga 08575		11.0101-5407.2	260011	ATE
			←	Orga 08576→; - ABS		11.0101-5407.2	260011	ATE

**Führungsbolzen, Bremssattel**

1.4	55	03/96→07/01		→Orga 08575; + ABS		11.8171-0008.1	990049	ATE
1.9 D	51	02/99→08/02		→ 03/02; - ABS		11.8171-0008.1	990049	ATE
1.9 D	69	02/94→04/99				11.8171-0008.1	990049	ATE
1.9 STD	51	02/94→05/99		09/98→; →Orga 08575		11.8171-0008.1	990049	ATE
				Orga 08576→; - ABS		11.8171-0008.1	990049	ATE

**Dichtungssatz, Bremssattel**

1.4	55	03/96→07/01	←	→Orga 08575; + ABS		11.0441-4811.2	250024	ATE
1.9 D	51	02/99→08/02		→ 03/02; - ABS		11.0441-4811.2	250024	ATE
1.9 D	69	02/94→04/99	←			11.0441-4811.2	250024	ATE
1.9 STD	51	02/94→05/99	←	09/98→; →Orga 08575		11.0441-4811.2	250024	ATE
			←	Orga 08576→; - ABS		11.0441-4811.2	250024	ATE










 **Bremsschlauch**










1.4	55	03/96→07/01	←	→ 04/97; - ABS	2	24.5111-0495.3	330505	L= 495
			←	05/97→ 05/01	2	24.5111-0495.3	330505	L= 495
						24.5111-0520.3	330506	L= 519
			←	→ 04/97; + ABS	2	24.5111-0495.3	330505	L= 495
						24.5111-0520.3	330506	L= 519
			→	→ 04/97; - ABS	2	24.5228-0195.3	330469	L= 202
			→	☐; 05/97→ 05/01		24.5228-0195.3	330469	L= 202
			→	☐; → 04/97; + ABS		24.5228-0195.3	330469	L= 202
1.9 D	51	02/99→08/02	←	→ 03/02	2	24.5111-0495.3	330505	L= 495
						24.5111-0520.3	330506	L= 519
			→	☐; → 03/02		24.5228-0195.3	330469	L= 202
1.9 D	69	02/94→04/99	←		2	24.5111-0495.3	330505	L= 495
						24.5111-0520.3	330506	L= 519
			→	☐		24.5228-0195.3	330469	L= 202
			→	☐		24.5228-0245.3	330531	L= 245






























































**PEUGEOT - 306 Kasten/Schrägheck 04/93→08/01**

 **Bremssattel**








1.4	55	03/96→07/01	←	☐; →Orga 08575; + ABS		11.3481-9833.2	220561	ATE Ø 48 - Halter
						24.3481-9833.5	240479	ATE Ø 48 - Halter
			←	☐; →Orga 08575; + ABS		11.3481-9834.2	220562	ATE Ø 48 - Halter
						24.3481-9834.5	240480	ATE Ø 48 - Halter
			←	☐; 05/97→ 05/01; - ABS		24.3481-1741.5	240245	BOS Ø 48 - Halter
			←	☐; 05/97→ 05/01; - ABS		24.3481-1742.5	240246	BOS Ø 48 - Halter
1.8 D	44	04/93→05/99	←	☐		11.3481-9833.2	220561	ATE Ø 48 - Halter
						24.3481-9833.5	240479	ATE Ø 48 - Halter
1.9 D	50	05/97→05/99				11.3481-9834.2	220562	ATE Ø 48 - Halter
1.9 D	69	02/94→04/99	←	☐		24.3481-9834.5	240480	ATE Ø 48 - Halter
						24.3481-9834.5	240480	ATE Ø 48 - Halter
1.9 D	51	02/99→08/01	←	☐; Orga 08576→; → 05/01; - ABS		11.3481-9833.2	220561	ATE Ø 48 - Halter
						24.3481-9833.5	240479	ATE Ø 48 - Halter
			←	☐; →Orga 08575		11.3481-9833.2	220561	ATE Ø 48 - Halter








	kw					! #		
<b>PEUGEOT - 306 Kasten/Schrägheck 04/93→08/01</b>								
<b> Bremssattel</b>								
1.9 D	51	02/99→08/01	←	☐; →Orga 08575	2	24.3481-9833.5	240479	ATE Ø 48 - Halter
			←	☐; Orga 08576→; → 05/01; - ABS	2	11.3481-9834.2	220562	ATE Ø 48 - Halter
						24.3481-9834.5	240480	ATE Ø 48 - Halter
			←	☐; →Orga 08575	2	11.3481-9834.2	220562	ATE Ø 48 - Halter
						24.3481-9834.5	240480	ATE Ø 48 - Halter
			←	☐; Orga 08576→; → 05/01; + ABS	2	24.3541-1757.7	220483	TRW Ø 54 - Halter
			24.3541-1767.5	240237	BOS Ø 54 - Halter			
			←	☐; Orga 08576→; → 05/01; + ABS	2	24.3541-1758.7	220484	TRW Ø 54 - Halter
						24.3541-1768.5	240238	Ø 54 - Halter
1.9 STD	51	02/94→10/95	←	☐; 06/94→	2	11.3481-9833.2	220561	ATE Ø 48 - Halter
						24.3481-9833.5	240479	ATE Ø 48 - Halter
			←	☐; 06/94→	2	11.3481-9834.2	220562	ATE Ø 48 - Halter
						24.3481-9834.5	240480	ATE Ø 48 - Halter
<b>Feder, Bremssattel</b>								
1.4	55	03/96→07/01	←	→Orga 08575; + ABS	2	11.8116-0129.1	390591	ATE
1.8 D	44	04/93→05/99	←		2	11.8116-0129.1	390591	ATE
1.9 D	50	05/97→05/99						
1.9 D	69	02/94→04/99						
1.9 D	51	02/99→08/01	←	→Orga 08575	2	11.8116-0129.1	390591	ATE
			←	Orga 08576→; → 05/01; - ABS	2	11.8116-0129.1	390591	ATE
1.9 STD	51	02/94→10/95	←	06/94→	2	11.8116-0129.1	390591	ATE
<b>Führungshülzensatz, Bremssattel</b>								
1.4	55	03/96→07/01	←	→Orga 08575; + ABS		11.0101-5407.2	260011	ATE
1.8 D	44	04/93→05/99	←			11.0101-5407.2	260011	ATE
1.9 D	50	05/97→05/99						
1.9 D	69	02/94→04/99						
1.9 D	51	02/99→08/01	←	Orga 08576→; → 05/01; - ABS		11.0101-5407.2	260011	ATE
			←	→Orga 08575		11.0101-5407.2	260011	ATE
1.9 STD	51	02/94→10/95	←	06/94→		11.0101-5407.2	260011	ATE
<b>Führungsbolzen, Bremssattel</b>								
1.4	55	03/96→07/01		→Orga 08575; + ABS		11.8171-0008.1	990049	ATE
1.8 D	44	04/93→05/99				11.8171-0008.1	990049	ATE
1.9 D	50	05/97→05/99						
1.9 D	69	02/94→04/99						
1.9 D	51	02/99→08/01		Orga 08576→; → 05/01; - ABS		11.8171-0008.1	990049	ATE
				→Orga 08575		11.8171-0008.1	990049	ATE
1.9 STD	51	02/94→10/95		06/94→		11.8171-0008.1	990049	ATE
<b>Dichtungssatz, Bremssattel</b>								
1.4	55	03/96→07/01	←	→Orga 08575; + ABS		11.0441-4811.2	250024	ATE
1.8 D	44	04/93→05/99	←			11.0441-4811.2	250024	ATE
1.9 D	50	05/97→05/99						
1.9 D	69	02/94→04/99						
1.9 D	51	02/99→08/01	←	Orga 08576→; → 05/01; - ABS		11.0441-4811.2	250024	ATE
			←	→Orga 08575		11.0441-4811.2	250024	ATE
1.9 STD	51	02/94→10/95	←	06/94→		11.0441-4811.2	250024	ATE
<b> Bremsschlauch</b>								
1.4	55	03/96→07/01	←	→ 04/97; - ABS	2	24.5111-0495.3	330505	L= 495
			←	05/97→ 05/01	2	24.5111-0495.3	330505	L= 495
						24.5111-0520.3	330506	L= 519
			←	→ 04/97; + ABS	2	24.5111-0495.3	330505	L= 495
						24.5111-0520.3	330506	L= 519
			→	→ 04/97; - ABS	2	24.5228-0195.3	330469	L= 202
			→	☐; 05/97→ 05/01		24.5228-0195.3	330469	L= 202
			→	☐; → 04/97; + ABS		24.5228-0195.3	330469	L= 202
			→	☐; 05/97→ 05/01		24.5228-0245.3	330531	L= 245
			→	☐; → 04/97; + ABS		24.5228-0245.3	330531	L= 245
1.8 D	44	04/93→05/99	←		2	24.5111-0495.3	330505	L= 495
1.9 D	69	02/94→04/99				24.5111-0520.3	330506	L= 519
↓								

	kw					! #		
<b>PEUGEOT - 306 Kasten/Schrägheck 04/93→08/01</b>								
 <b>Bremsschlauch</b>								
1.8 D 1.9 D	44 69	04/93→05/99 02/94→04/99	➡	☐			24.5228-0195.3 330469	L= 202
			➡	☐			24.5228-0245.3 330531	L= 245
<b>PEUGEOT - 306 Schrägheck (7A, 7C, N3, N5) 01/93→10/03</b>								
 <b>Bremssattel</b>								
1.1	44	05/93→05/01	←	☐; 03/94→ 04/97; + ABS			11.3481-9833.2 220561 24.3481-9833.5 240479	ATE Ø 48 - Halter ATE Ø 48 - Halter
			←	☐; 03/94→ 04/97; + ABS			11.3481-9834.2 220562 24.3481-9834.5 240480	ATE Ø 48 - Halter ATE Ø 48 - Halter
1.4	55	05/93→05/01	←	☐			11.3481-9833.2 220561 24.3481-9833.5 240479	ATE Ø 48 - Halter ATE Ø 48 - Halter
			←	☐; →Orga 08575; + ABS			11.3481-9833.2 220561 24.3481-9833.5 240479	ATE Ø 48 - Halter ATE Ø 48 - Halter
			←	☐			11.3481-9834.2 220562 24.3481-9834.5 240480	ATE Ø 48 - Halter ATE Ø 48 - Halter
			←	☐; →Orga 08575; + ABS			11.3481-9834.2 220562 24.3481-9834.5 240480	ATE Ø 48 - Halter ATE Ø 48 - Halter
			←	☐; 05/97→; - ABS			24.3481-1741.5 240245	BOS Ø 48 - Halter
			←	☐; 05/97→; - ABS			24.3481-1742.5 240246	BOS Ø 48 - Halter
			←	☐; Orga 08576→; + ABS			24.3541-1757.7 220483 24.3541-1767.5 240237	TRW Ø 54 - Halter BOS Ø 54 - Halter
			←	☐; Orga 08576→; + ABS			24.3541-1758.7 220484 24.3541-1768.5 240238	TRW Ø 54 - Halter Ø 54 - Halter
1.6 1.6 1.8 1.8	65 66 74 74	05/93→10/00 07/00→05/01 05/93→05/01 05/97→04/99	←	☐; Orga 08576→; - ABS			11.3481-9833.2 220561 24.3481-9833.5 240479	ATE Ø 48 - Halter ATE Ø 48 - Halter
			←	☐; →Orga 08575			11.3481-9833.2 220561 24.3481-9833.5 240479	ATE Ø 48 - Halter ATE Ø 48 - Halter
			←	☐; Orga 08576→; - ABS			11.3481-9834.2 220562 24.3481-9834.5 240480	ATE Ø 48 - Halter ATE Ø 48 - Halter
			←	☐; →Orga 08575			11.3481-9834.2 220562 24.3481-9834.5 240480	ATE Ø 48 - Halter ATE Ø 48 - Halter
			←	☐; Orga 08576→; + ABS			24.3541-1757.7 220483 24.3541-1767.5 240237	TRW Ø 54 - Halter BOS Ø 54 - Halter
			←	☐; Orga 08576→; + ABS			24.3541-1758.7 220484 24.3541-1768.5 240238	TRW Ø 54 - Halter Ø 54 - Halter
1.6	72	10/00→05/01	←	☐; - ABS			11.3481-9833.2 220561 24.3481-9833.5 240479	ATE Ø 48 - Halter ATE Ø 48 - Halter
			←	☐; - ABS			11.3481-9834.2 220562 24.3481-9834.5 240480	ATE Ø 48 - Halter ATE Ø 48 - Halter
			←	☐; + ABS			24.3541-1757.7 220483 24.3541-1767.5 240237	TRW Ø 54 - Halter BOS Ø 54 - Halter
			←	☐; + ABS			24.3541-1758.7 220484 24.3541-1768.5 240238	TRW Ø 54 - Halter Ø 54 - Halter
1.8 16V 2.0 HDI 90	81 66	03/97→05/01 06/99→05/01	←	☐			24.3541-1757.7 220483 24.3541-1767.5 240237	TRW Ø 54 - Halter BOS Ø 54 - Halter
			←	☐			24.3541-1758.7 220484 24.3541-1768.5 240238	TRW Ø 54 - Halter Ø 54 - Halter
1.8 16V	82	03/97→10/03	←	☐; → 05/01			24.3541-1757.7 220483 24.3541-1767.5 240237	TRW Ø 54 - Halter BOS Ø 54 - Halter
			←	☐; → 05/01			24.3541-1758.7 220484 24.3541-1768.5 240238	TRW Ø 54 - Halter Ø 54 - Halter
1.8 D 1.8 D 1.9 Td	43 44 52	05/93→05/01 04/93→05/99 07/95→08/00	←	☐			11.3481-9833.2 220561 24.3481-9833.5 240479	ATE Ø 48 - Halter ATE Ø 48 - Halter
			←	☐			11.3481-9834.2 220562 24.3481-9834.5 240480	ATE Ø 48 - Halter ATE Ø 48 - Halter
1.9 D 1.9 D 1.9 D	47 50 55	05/93→05/01 06/94→05/01 03/98→05/01	←	☐; 09/98→; + ABS; → 10/00			11.3481-9833.2 220561 24.3481-9833.5 240479	ATE Ø 48 - Halter ATE Ø 48 - Halter
			←	☐			11.3481-9833.2 220561 24.3481-9833.5 240479	ATE Ø 48 - Halter ATE Ø 48 - Halter
			←	☐; 09/98→; + ABS; → 10/00			11.3481-9834.2 220562	ATE Ø 48 - Halter
↓								










	kw			 	! #		
<b>PEUGEOT - 306 Schrägheck (7A, 7C, N3, N5) 01/93→10/03</b>							
 <b>Bremssattel</b>							
1.9 D	47	05/93→05/01	←	 ; 09/98→; + ABS; → 10/00	24.3481-9834.5	240480	ATE Ø 48 - Halter
1.9 D	50	06/94→05/01	←		11.3481-9834.2	220562	ATE Ø 48 - Halter
1.9 D	55	03/98→05/01	←		24.3481-9834.5	240480	ATE Ø 48 - Halter
			←	 ; 10/00→; + ABS	24.3541-1757.7	220483	TRW Ø 54 - Halter
			←	 ; 10/00→; + ABS	24.3541-1767.5	240237	BOS Ø 54 - Halter
			←	 ; 10/00→; + ABS	24.3541-1758.7	220484	TRW Ø 54 - Halter
			←	 ; 10/00→; + ABS	24.3541-1768.5	240238	Ø 54 - Halter
1.9 D	51	04/93→05/99	←	 ; 09/98→; →Orga 08575	11.3481-9833.2	220561	ATE Ø 48 - Halter
			←	 ; Orga 08576→; - ABS	24.3481-9833.5	240479	ATE Ø 48 - Halter
			←	 ; Orga 08576→; - ABS	11.3481-9833.2	220561	ATE Ø 48 - Halter
			←	 ; Orga 08576→; - ABS	24.3481-9834.5	240480	ATE Ø 48 - Halter
			←	 ; 09/98→; →Orga 08575	11.3481-9834.2	220562	ATE Ø 48 - Halter
			←	 ; Orga 08576→; + ABS	24.3481-9834.5	240480	ATE Ø 48 - Halter
			←	 ; Orga 08576→; + ABS	24.3541-1757.7	220483	TRW Ø 54 - Halter
			←	 ; Orga 08576→; + ABS	24.3541-1767.5	240237	BOS Ø 54 - Halter
			←	 ; Orga 08576→; + ABS	24.3541-1758.7	220484	TRW Ø 54 - Halter
			←	 ; Orga 08576→; + ABS	24.3541-1768.5	240238	Ø 54 - Halter
1.9 D	51	09/98→05/01	←	 ; + ABS; → 10/00	11.3481-9833.2	220561	ATE Ø 48 - Halter
			←	 ; →Orga 08575	24.3481-9833.5	240479	ATE Ø 48 - Halter
			←	 ; Orga 08576→; - ABS	11.3481-9833.2	220561	ATE Ø 48 - Halter
			←	 ; + ABS; → 10/00	24.3481-9833.5	240479	ATE Ø 48 - Halter
			←	 ; + ABS; → 10/00	11.3481-9834.2	220562	ATE Ø 48 - Halter
			←	 ; Orga 08576→; - ABS	24.3481-9834.5	240480	ATE Ø 48 - Halter
			←	 ; →Orga 08575	11.3481-9834.2	220562	ATE Ø 48 - Halter
			←	 ; →Orga 08575	24.3481-9834.5	240480	ATE Ø 48 - Halter
			←	 ; Orga 08576→; + ABS	24.3541-1757.7	220483	TRW Ø 54 - Halter
			←	 ; Orga 08576→; + ABS	24.3541-1767.5	240237	BOS Ø 54 - Halter
			←	 ; 10/00→; + ABS	24.3541-1757.7	220483	TRW Ø 54 - Halter
			←	 ; 10/00→; + ABS	24.3541-1767.5	240237	BOS Ø 54 - Halter
			←	 ; Orga 08576→; + ABS	24.3541-1758.7	220484	TRW Ø 54 - Halter
			←	 ; Orga 08576→; + ABS	24.3541-1768.5	240238	Ø 54 - Halter
			←	 ; 10/00→; + ABS	24.3541-1758.7	220484	TRW Ø 54 - Halter
			←	 ; 10/00→; + ABS	24.3541-1768.5	240238	Ø 54 - Halter
1.9 D	52	01/99→08/03	←	 ; Orga 08576→; → 05/01; - ABS	11.3481-9833.2	220561	ATE Ø 48 - Halter
			←	 ; →Orga 08575	24.3481-9833.5	240479	ATE Ø 48 - Halter
			←	 ; Orga 08576→; → 05/01; - ABS	11.3481-9833.2	220561	ATE Ø 48 - Halter
			←	 ; →Orga 08575	24.3481-9833.5	240479	ATE Ø 48 - Halter
			←	 ; →Orga 08575	11.3481-9834.2	220562	ATE Ø 48 - Halter
			←	 ; Orga 08576→; → 05/01; + ABS	24.3481-9834.5	240480	ATE Ø 48 - Halter
			←	 ; Orga 08576→; → 05/01; + ABS	24.3541-1757.7	220483	TRW Ø 54 - Halter
			←	 ; Orga 08576→; → 05/01; + ABS	24.3541-1767.5	240237	BOS Ø 54 - Halter
			←	 ; Orga 08576→; → 05/01; + ABS	24.3541-1758.7	220484	TRW Ø 54 - Halter
			←	 ; Orga 08576→; → 05/01; + ABS	24.3541-1768.5	240238	Ø 54 - Halter
1.9 D	69	04/93→04/97	←	 ; 10/93→	11.3481-9833.2	220561	ATE Ø 48 - Halter
			←	 ; 10/94→	24.3481-9833.5	240479	ATE Ø 48 - Halter
			←	 ; 10/94→	11.3481-9833.2	220561	ATE Ø 48 - Halter
			←	 ; 10/93→	24.3481-9833.5	240479	ATE Ø 48 - Halter
			←	 ; 10/93→	11.3481-9834.2	220562	ATE Ø 48 - Halter
			←	 ; 10/94→	24.3481-9834.5	240480	ATE Ø 48 - Halter
			←	 ; 10/94→	11.3481-9834.2	220562	ATE Ø 48 - Halter
			←	 ; 10/94→	24.3481-9834.5	240480	ATE Ø 48 - Halter
1.9 DT	66	05/93→05/01	←	 ; 10/93→	11.3481-9833.2	220561	ATE Ø 48 - Halter
			←	 ; 10/93→	24.3481-9833.5	240479	ATE Ø 48 - Halter




















	kw					! #		
<b>PEUGEOT - 306 Schrägheck (7A, 7C, N3, N5) 01/93→10/03</b>								
<b>Bremssattel</b>								
1.9 DT	66	05/93→05/01	←	☐; 10/93→			11.3481-9834.2 220562 24.3481-9834.5 240480	ATE Ø 48 - Halter ATE Ø 48 - Halter
2.0 16V	97	03/97→05/01	←	☐; 05/97→			24.3541-1757.7 220483	TRW Ø 54 - Halter
2.0 16V	99	03/97→06/00					24.3541-1767.5 240237	BOS Ø 54 - Halter
2.0 S16	110	06/94→05/01						
2.0 S16	112	05/93→05/01	←	☐; 05/97→			24.3541-1758.7 220484	TRW Ø 54 - Halter
2.0 XSi	89	05/93→05/01					24.3541-1768.5 240238	Ø 54 - Halter
<b>Feder, Bremssattel</b>								
1.1	44	05/93→05/01	←	03/94→ 04/97; + ABS	2		11.8116-0129.1 390591	ATE
1.4	55	05/93→05/01	←		2		11.8116-0129.1 390591	ATE
			←	→Orga 08575; + ABS	2		11.8116-0129.1 390591	ATE
1.6	65	05/93→10/00	←	Orga 08576→; - ABS	2		11.8116-0129.1 390591	ATE
1.6	66	07/00→05/01						
1.8	74	05/93→05/01	←	→Orga 08575	2		11.8116-0129.1 390591	ATE
1.8	74	05/97→04/99						
1.6	72	10/00→05/01	←	- ABS	2		11.8116-0129.1 390591	ATE
1.8 D	43	05/93→05/01	←		2		11.8116-0129.1 390591	ATE
1.8 D	44	04/93→05/99						
1.9 Td	52	07/95→08/00						
1.9 D	47	05/93→05/01	←		2		11.8116-0129.1 390591	ATE
1.9 D	50	06/94→05/01						
1.9 D	55	03/98→05/01	←	09/98→; + ABS; → 10/00	2		11.8116-0129.1 390591	ATE
1.9 D	51	04/93→05/99	←	Orga 08576→; - ABS	2		11.8116-0129.1 390591	ATE
			←	09/98→; →Orga 08575	2		11.8116-0129.1 390591	ATE
1.9 D	51	09/98→05/01	←	Orga 08576→; - ABS	2		11.8116-0129.1 390591	ATE
			←	→Orga 08575	2		11.8116-0129.1 390591	ATE
			←	+ ABS; → 10/00	2		11.8116-0129.1 390591	ATE
1.9 D	52	01/99→08/03	←	→Orga 08575	2		11.8116-0129.1 390591	ATE
			←	Orga 08576→; → 05/01; - ABS	2		11.8116-0129.1 390591	ATE
1.9 D	69	04/93→04/97	←	10/93→	2		11.8116-0129.1 390591	ATE
			←	10/94→	2		11.8116-0129.1 390591	ATE
1.9 DT	66	05/93→05/01	←	10/93→	2		11.8116-0129.1 390591	ATE
<b>Führungshülzensatz, Bremssattel</b>								
1.1	44	05/93→05/01	←	03/94→ 04/97; + ABS			11.0101-5407.2 260011	ATE
1.4	55	05/93→05/01	←				11.0101-5407.2 260011	ATE
			←	→Orga 08575; + ABS			11.0101-5407.2 260011	ATE
1.6	65	05/93→10/00	←	Orga 08576→; - ABS			11.0101-5407.2 260011	ATE
1.6	66	07/00→05/01						
1.8	74	05/93→05/01	←	→Orga 08575			11.0101-5407.2 260011	ATE
1.8	74	05/97→04/99						
1.6	72	10/00→05/01	←	- ABS			11.0101-5407.2 260011	ATE
1.8 D	43	05/93→05/01	←				11.0101-5407.2 260011	ATE
1.8 D	44	04/93→05/99						
1.9 Td	52	07/95→08/00						
1.9 D	47	05/93→05/01	←				11.0101-5407.2 260011	ATE
1.9 D	50	06/94→05/01						
1.9 D	55	03/98→05/01	←	09/98→; + ABS; → 10/00			11.0101-5407.2 260011	ATE
1.9 D	51	04/93→05/99	←	09/98→; →Orga 08575			11.0101-5407.2 260011	ATE
			←	Orga 08576→; - ABS			11.0101-5407.2 260011	ATE
1.9 D	51	09/98→05/01	←	+ ABS; → 10/00			11.0101-5407.2 260011	ATE
			←	Orga 08576→; - ABS			11.0101-5407.2 260011	ATE
			←	→Orga 08575			11.0101-5407.2 260011	ATE
1.9 D	52	01/99→08/03	←	Orga 08576→; → 05/01; - ABS			11.0101-5407.2 260011	ATE
			←	→Orga 08575			11.0101-5407.2 260011	ATE
1.9 D	69	04/93→04/97	←	10/94→			11.0101-5407.2 260011	ATE
			←	10/93→			11.0101-5407.2 260011	ATE
1.9 DT	66	05/93→05/01	←	10/93→			11.0101-5407.2 260011	ATE
<b>Führungsbolzen, Bremssattel</b>								
1.1	44	05/93→05/01		03/94→ 04/97; + ABS			11.8171-0008.1 990049	ATE
1.4	55	05/93→05/01		→Orga 08575; + ABS			11.8171-0008.1 990049	ATE
↓								








	kw			 	! #		
<b>PEUGEOT - 306 Schrägheck (7A, 7C, N3, N5) 01/93→10/03</b>							
<b>Führungsbolzen, Bremsattel</b>							
1.4	55	05/93→05/01				11.8171-0008.1 990049	ATE
1.6	65	05/93→10/00		→Orga 08575		11.8171-0008.1 990049	ATE
1.6	66	07/00→05/01		Orga 08576→; - ABS		11.8171-0008.1 990049	ATE
1.8	74	05/93→05/01				11.8171-0008.1 990049	ATE
1.8	74	05/97→04/99				11.8171-0008.1 990049	ATE
1.6	72	10/00→05/01		- ABS		11.8171-0008.1 990049	ATE
1.8 D	43	05/93→05/01				11.8171-0008.1 990049	ATE
1.8 D	44	04/93→05/99				11.8171-0008.1 990049	ATE
1.9 Td	52	07/95→08/00				11.8171-0008.1 990049	ATE
1.9 D	47	05/93→05/01		09/98→; + ABS; → 10/00		11.8171-0008.1 990049	ATE
1.9 D	50	06/94→05/01				11.8171-0008.1 990049	ATE
1.9 D	55	03/98→05/01				11.8171-0008.1 990049	ATE
1.9 D	51	04/93→05/99		09/98→; →Orga 08575		11.8171-0008.1 990049	ATE
				Orga 08576→; - ABS		11.8171-0008.1 990049	ATE
1.9 D	51	09/98→05/01		→Orga 08575		11.8171-0008.1 990049	ATE
				+ ABS; → 10/00		11.8171-0008.1 990049	ATE
				Orga 08576→; - ABS		11.8171-0008.1 990049	ATE
1.9 D	52	01/99→08/03		Orga 08576→; → 05/01; - ABS		11.8171-0008.1 990049	ATE
				→Orga 08575		11.8171-0008.1 990049	ATE
1.9 D	69	04/93→04/97		10/94→		11.8171-0008.1 990049	ATE
				10/93→		11.8171-0008.1 990049	ATE
1.9 DT	66	05/93→05/01		10/93→		11.8171-0008.1 990049	ATE
<b>Dichtungssatz, Bremsattel</b>							
1.1	44	05/93→05/01	←	03/94→ 04/97; + ABS		11.0441-4811.2 250024	ATE
1.4	55	05/93→05/01	←			11.0441-4811.2 250024	ATE
			←	→Orga 08575; + ABS		11.0441-4811.2 250024	ATE
1.6	65	05/93→10/00	←	Orga 08576→; - ABS		11.0441-4811.2 250024	ATE
1.6	66	07/00→05/01	←			11.0441-4811.2 250024	ATE
1.8	74	05/93→05/01	←	→Orga 08575		11.0441-4811.2 250024	ATE
1.8	74	05/97→04/99	←			11.0441-4811.2 250024	ATE
1.6	72	10/00→05/01	←	- ABS		11.0441-4811.2 250024	ATE
1.8 D	43	05/93→05/01	←			11.0441-4811.2 250024	ATE
1.8 D	44	04/93→05/99	←			11.0441-4811.2 250024	ATE
1.9 Td	52	07/95→08/00	←			11.0441-4811.2 250024	ATE
1.9 D	47	05/93→05/01	←			11.0441-4811.2 250024	ATE
1.9 D	50	06/94→05/01	←			11.0441-4811.2 250024	ATE
1.9 D	55	03/98→05/01	←	09/98→; + ABS; → 10/00		11.0441-4811.2 250024	ATE
1.9 D	51	04/93→05/99	←	09/98→; →Orga 08575		11.0441-4811.2 250024	ATE
			←	Orga 08576→; - ABS		11.0441-4811.2 250024	ATE
1.9 D	51	09/98→05/01	←	+ ABS; → 10/00		11.0441-4811.2 250024	ATE
			←	Orga 08576→; - ABS		11.0441-4811.2 250024	ATE
			←	→Orga 08575		11.0441-4811.2 250024	ATE
1.9 D	52	01/99→08/03	←	Orga 08576→; → 05/01; - ABS		11.0441-4811.2 250024	ATE
			←	→Orga 08575		11.0441-4811.2 250024	ATE
1.9 D	69	04/93→04/97	←	10/94→		11.0441-4811.2 250024	ATE
			←	10/93→		11.0441-4811.2 250024	ATE
1.9 DT	66	05/93→05/01	←	10/93→		11.0441-4811.2 250024	ATE
<b>Zubehörsatz, Bremsattel</b>							
2.0 16V	97	03/97→05/01	←	→ 04/97;		24.0101-3601.2 260044	TRW
2.0 16V	99	03/97→06/00	←	für Fahrzeuge ohne Niveauregulierung		24.0101-3601.2 260044	TRW
2.0 XSi	89	05/93→05/01	←	03/94→ 04/97;		24.0101-3601.2 260044	TRW
			←	für Fahrzeuge ohne Niveauregulierung		24.0101-3601.2 260044	TRW
<b>Bremsschlauch</b>							
1.1	44	05/93→05/01	←	03/94→ 04/97; - ABS	2	24.5111-0495.3 330505	L= 495
			←	03/94→ 04/97; + ABS	2	24.5111-0495.3 330505	L= 495
			←			24.5111-0520.3 330506	L= 519
			→	03/94→ 04/97; - ABS	2	24.5228-0195.3 330469	L= 202
			→	☐; 03/94→ 04/97; + ABS		24.5228-0195.3 330469	L= 202
			→	☐; 03/94→ 04/97; + ABS		24.5228-0245.3 330531	L= 245
1.4	55	05/93→05/01	←	→ 04/97; + ABS	2	24.5111-0495.3 330505	L= 495
			←			24.5111-0520.3 330506	L= 519
↓							



















	kw			 	! #		
<b>PEUGEOT - 306 Schrägheck (7A, 7C, N3, N5) 01/93→10/03</b>							
 <b>Bremsschlauch</b>							
1.4	55	05/93→05/01	←	05/97→	2	24.5111-0495.3 330505	L= 495
			←	→ 04/97; - ABS	2	24.5111-0520.3 330506	L= 519
			→	☐; 05/97→		24.5228-0195.3 330469	L= 202
			→	→ 04/97; - ABS	2	24.5228-0195.3 330469	L= 202
			→	☐; → 04/97; + ABS		24.5228-0195.3 330469	L= 202
			→	☐; 05/97→		24.5228-0245.3 330531	L= 245
			→	☐; → 04/97; + ABS		24.5228-0245.3 330531	L= 245
1.6	65	05/93→10/00	←		2	24.5111-0495.3 330505	L= 495
1.6	72	10/00→05/01				24.5111-0520.3 330506	L= 519
1.8	74	05/93→05/01				24.5111-0520.3 330506	L= 519
1.8	74	05/97→04/99	→	☐		24.5228-0195.3 330469	L= 202
1.8 16V	81	03/97→05/01	→	☐		24.5228-0245.3 330531	L= 245
1.8 D	43	05/93→05/01					
1.8 D	44	04/93→05/99					
1.9 D	47	05/93→05/01					
1.9 D	50	06/94→05/01					
1.9 D	51	09/98→05/01					
1.9 D	55	03/98→05/01					
1.9 Td	52	07/95→08/00					
2.0 16V	97	03/97→05/01					
2.0 16V	99	03/97→06/00					
2.0 HDI 90	66	06/99→05/01					
2.0 S16	110	06/94→05/01					
2.0 S16	120	03/96→05/01					
1.8 16V	82	03/97→10/03	←	→ 05/01	2	24.5111-0495.3 330505	L= 495
						24.5111-0520.3 330506	L= 519
			→	☐; → 05/01		24.5228-0195.3 330469	L= 202
			→	☐; → 05/01		24.5228-0245.3 330531	L= 245
1.9 D	69	04/93→04/97	←	10/94→	2	24.5111-0495.3 330505	L= 495
						24.5111-0520.3 330506	L= 519
			←	10/93→	2	24.5111-0495.3 330505	L= 495
						24.5111-0520.3 330506	L= 519
			→	☐; 10/93→		24.5228-0195.3 330469	L= 202
			→	☐; 10/94→		24.5228-0195.3 330469	L= 202
			→	☐; 10/93→		24.5228-0245.3 330531	L= 245
			→	☐; 10/94→		24.5228-0245.3 330531	L= 245
1.9 DT	66	05/93→05/01	←	10/93→	2	24.5111-0495.3 330505	L= 495
						24.5111-0520.3 330506	L= 519
			→	☐; 10/93→		24.5228-0195.3 330469	L= 202
			→	☐; 10/93→		24.5228-0245.3 330531	L= 245
2.0 S16	112	05/93→05/01	←	07/94→	2	24.5111-0495.3 330505	L= 495
						24.5111-0520.3 330506	L= 519
			→	☐; 07/94→		24.5228-0195.3 330469	L= 202
			→	☐; 07/94→		24.5228-0245.3 330531	L= 245
2.0 XSi	89	05/93→05/01	←	03/94→	2	24.5111-0495.3 330505	L= 495
						24.5111-0520.3 330506	L= 519
			→	☐; 03/94→		24.5228-0195.3 330469	L= 202
			→	☐; 03/94→		24.5228-0245.3 330531	L= 245
<b>PEUGEOT - 307 (3A/C) 08/00→</b>							
 <b>Bremssattel</b>							
1.4	55	08/00→	←	☐; → 07/07		24.3541-1771.5 240239	BOS Ø 54 - Halter
1.4 HDi	50	10/01→	←	☐; → 07/07		24.3541-1772.5 240240	BOS Ø 54 - Halter
2.0 HDi 90	66	08/00→	→	☐; 03/04→ 07/07		24.3387-1709.7 220743	TRW Ø 38 - Halter
			→	☐; 03/04→ 07/07		24.3387-1710.7 220744	TRW Ø 38 - Halter
1.4 16V	65	11/03→	←	☐; →Orga 10550; + ESP		24.3541-1761.5 240233	Ø 54 - Halter
1.6 HDi	66	04/05→	←	☐; →Orga 10550; + ESP		24.3541-1762.5 240234	Ø 54 - Halter
			←	☐; Orga 10551→; → 07/07; + ESP		24.3541-1771.5 240239	BOS Ø 54 - Halter
			←	☐; → 07/07; - ESP		24.3541-1771.5 240239	BOS Ø 54 - Halter
			←	☐; → 07/07; - ESP		24.3541-1772.5 240240	BOS Ø 54 - Halter
↓							








	kw			 	! #			
<b>PEUGEOT - 307 (3A/C) 08/00→</b>								
<b> Bremssattel</b>								
1.4 16V 1.6 HDi	65 66	11/03→ 04/05→	←	☐; Orga 10551→; → 07/07; + ESP	24.3541-1772.5	240240	BOS Ø 54 - Halter	
			→	☐; → 07/07	24.3387-1709.7	220743	TRW Ø 38 - Halter	
			→	☐; → 07/07	24.3387-1710.7	220744	TRW Ø 38 - Halter	
1.6	81	07/06→	←	☐; → 07/07; Vollautomatik	24.3541-1761.5	240233	Ø 54 - Halter	
			←	☐; → 07/07; Vollautomatik	24.3541-1762.5	240234	Ø 54 - Halter	
			←	☐; → 07/07; + ESP; Schaltgetriebe	24.3541-1771.5	240239	BOS Ø 54 - Halter	
			←	☐; → 07/07; + ESP; Schaltgetriebe	24.3541-1772.5	240240	BOS Ø 54 - Halter	
			→	☐; → 07/07	24.3387-1709.7	220743	TRW Ø 38 - Halter	
			→	☐; → 07/07	24.3387-1710.7	220744	TRW Ø 38 - Halter	
1.6	85	08/05→12/09	←	☐; 07/06→ 07/07; Vollautomatik	24.3541-1761.5	240233	Ø 54 - Halter	
			←	☐; 07/06→ 07/07; Vollautomatik	24.3541-1762.5	240234	Ø 54 - Halter	
			←	☐; 07/06→ 07/07; + ESP; Schaltgetriebe	24.3541-1771.5	240239	BOS Ø 54 - Halter	
			←	☐; 07/06→ 07/07; + ESP; Schaltgetriebe	24.3541-1772.5	240240	BOS Ø 54 - Halter	
			→	☐; 07/06→ 07/07	24.3387-1709.7	220743	TRW Ø 38 - Halter	
			→	☐; 07/06→ 07/07	24.3387-1710.7	220744	TRW Ø 38 - Halter	
1.6 16V	80	08/00→	←	☐; → 07/07; Vollautomatik	24.3541-1761.5	240233	Ø 54 - Halter	
			←	☐; →Orga 10550; Schaltgetriebe; + ESP	24.3541-1761.5	240233	Ø 54 - Halter	
			←	☐; → 07/07; Vollautomatik	24.3541-1762.5	240234	Ø 54 - Halter	
			←	☐; →Orga 10550; Schaltgetriebe; + ESP	24.3541-1762.5	240234	Ø 54 - Halter	
			←	☐; Orga 10551→; → 07/07; + ESP; Schaltgetriebe	24.3541-1771.5	240239	BOS Ø 54 - Halter	
			←	☐; - ESP; → 07/07; Vollautomatik	24.3541-1771.5	240239	BOS Ø 54 - Halter	
			←	☐; - ESP; → 07/07; Vollautomatik	24.3541-1772.5	240240	BOS Ø 54 - Halter	
			←	☐; Orga 10551→; → 07/07; + ESP; Schaltgetriebe	24.3541-1772.5	240240	BOS Ø 54 - Halter	
			→	☐; 03/04→ 07/07	24.3387-1709.7	220743	TRW Ø 38 - Halter	
→	☐; 03/04→ 07/07	24.3387-1710.7	220744	TRW Ø 38 - Halter				
1.6 BioFlex	80	09/07→	←	☐	24.3541-1761.5	240233	Ø 54 - Halter	
			←	☐	24.3541-1762.5	240234	Ø 54 - Halter	
1.6 HDi 110 2.0 16V	80 103	02/04→ 03/05→	←	☐; → 07/07	24.3541-1761.5	240233	Ø 54 - Halter	
			←	☐; → 07/07	24.3541-1762.5	240234	Ø 54 - Halter	
			→	☐; → 07/07	24.3387-1709.7	220743	TRW Ø 38 - Halter	
			→	☐; → 07/07	24.3387-1710.7	220744	TRW Ø 38 - Halter	
2.0 16V 2.0 HDi 110	100 79	08/00→ 08/00→	←	☐; → 07/07	24.3541-1761.5	240233	Ø 54 - Halter	
			←	☐; → 07/07	24.3541-1762.5	240234	Ø 54 - Halter	
			→	☐; 03/04→ 07/07	24.3387-1709.7	220743	TRW Ø 38 - Halter	
			→	☐; 03/04→ 07/07	24.3387-1710.7	220744	TRW Ø 38 - Halter	
2.0 16V 2.0 HDi 135	130 100	06/05→ 10/03→	←	☐; Orga 10488→; → 07/07	11.9571-9765.2	220663	ATE Ø 57 - Halter	
			←	☐; →Orga 10487	11.9571-9765.2	220663	ATE Ø 57 - Halter	
			←	☐; Orga 10488→; → 07/07	11.9571-9766.2	220664	ATE Ø 57 - Halter	
			←	☐; →Orga 10487	11.9571-9766.2	220664	ATE Ø 57 - Halter	
			→	☐; → 07/07	24.3387-1709.7	220743	TRW Ø 38 - Halter	
			→	☐; → 07/07	24.3387-1710.7	220744	TRW Ø 38 - Halter	
<b>Feder, Bremssattel</b>								
2.0 16V 2.0 HDi 135	130 100	06/05→ 10/03→		→Orga 10487	2	11.8116-0351.1	390538	ATE
				Orga 10488→; → 07/07	2	11.8116-0351.1	390538	ATE
<b>Führungshülzensatz, Bremssattel</b>								
2.0 16V 2.0 HDi 135	130 100	06/05→ 10/03→	←	Orga 10488→; → 07/07		11.0101-5704.2	260095	ATE
			←	→Orga 10487		11.0101-5704.2	260095	ATE
<b>Führungsbolzen, Bremssattel</b>								
2.0 16V 2.0 HDi 135	130 100	06/05→ 10/03→		→Orga 10487		11.8171-0008.1	990049	ATE
				Orga 10488→; → 07/07		11.8171-0008.1	990049	ATE
↓								











	kW			 	! #		
<b>PEUGEOT - 307 (3A/C) 08/00→</b>							
 <b>Bremsschlauch</b>							
1.4	55	08/00→	←	→ 07/07	2	24.5111-0420.3 330682	L= 420
1.4 16V	65	11/03→	→	→ 07/07	2	24.5246-0190.3 330697	L= 190
1.4 HDi	50	10/01→					
1.6	81	07/06→					
1.6 16V	80	08/00→					
1.6 HDi	66	04/05→					
1.6 HDi 110	80	02/04→					
2.0 16V	100	08/00→					
2.0 16V	103	03/05→					
2.0 16V	130	06/05→					
2.0 HDi 110	79	08/00→					
2.0 HDi 135	100	10/03→					
2.0 HDi 90	66	08/00→					
1.6	85	08/05→12/09	←	07/06→ 07/07	2	24.5111-0420.3 330682	L= 420
			→	07/06→ 07/07	2	24.5246-0190.3 330697	L= 190
1.6 BioFlex	80	09/07→	←		2	24.5111-0420.3 330682	L= 420
<b>PEUGEOT - 307 Break (3E) 03/02→</b>							
 <b>Bremssattel</b>							
1.4	55	04/02→09/03	←	☐; →Orga 10550; + ESP		24.3541-1761.5 240233	Ø 54 - Halter
			←	☐; →Orga 10550; + ESP		24.3541-1762.5 240234	Ø 54 - Halter
			←	☐; - ESP		24.3541-1771.5 240239	BOS Ø 54 - Halter
			←	☐; - ESP		24.3541-1772.5 240240	BOS Ø 54 - Halter
			→	☐; →Orga 12056		24.3387-1709.7 220743	TRW Ø 38 - Halter
			→	☐; →Orga 12056		24.3387-1710.7 220744	TRW Ø 38 - Halter
1.4 16V	65	11/03→	←	☐; →Orga 10550; + ESP		24.3541-1761.5 240233	Ø 54 - Halter
			←	☐; →Orga 10550; + ESP		24.3541-1762.5 240234	Ø 54 - Halter
			←	☐; Orga 10551→; → 04/08; + ESP		24.3541-1771.5 240239	BOS Ø 54 - Halter
			←	☐; → 04/08; - ESP		24.3541-1771.5 240239	BOS Ø 54 - Halter
			←	☐; → 04/08; - ESP		24.3541-1772.5 240240	BOS Ø 54 - Halter
			←	☐; Orga 10551→; → 04/08; + ESP		24.3541-1772.5 240240	BOS Ø 54 - Halter
			→	☐; →Orga 12056		24.3387-1709.7 220743	TRW Ø 38 - Halter
			→	☐; →Orga 12056		24.3387-1710.7 220744	TRW Ø 38 - Halter
1.4 HDi	50	03/02→	←	☐; → 04/08		24.3541-1771.5 240239	BOS Ø 54 - Halter
			←	☐; → 04/08		24.3541-1772.5 240240	BOS Ø 54 - Halter
			→	☐; →Orga 12056		24.3387-1709.7 220743	TRW Ø 38 - Halter
			→	☐; →Orga 12056		24.3387-1710.7 220744	TRW Ø 38 - Halter
1.6 16V	80	03/02→	←	☐; → 04/08		24.3541-1761.5 240233	Ø 54 - Halter
1.6 BioFlex	80	09/07→	←	☐; → 04/08		24.3541-1762.5 240234	Ø 54 - Halter
1.6 HDi	66	04/05→	←	☐; → 04/08		24.3541-1762.5 240234	Ø 54 - Halter
1.6 HDi 110	80	02/04→	→	☐; →Orga 12056		24.3387-1709.7 220743	TRW Ø 38 - Halter
2.0	100	03/02→	→	☐; →Orga 12056		24.3387-1709.7 220743	TRW Ø 38 - Halter
2.0 HDi 90	66	03/02→	→	☐; →Orga 12056		24.3387-1710.7 220744	TRW Ø 38 - Halter
2.0 16V	103	03/05→	←	☐; →Orga 12053		24.3541-1761.5 240233	Ø 54 - Halter
2.0 HDi 110	79	03/02→	←	☐; →Orga 12053		24.3541-1762.5 240234	Ø 54 - Halter
			→	☐; →Orga 12056		24.3387-1709.7 220743	TRW Ø 38 - Halter
			→	☐; →Orga 12056		24.3387-1710.7 220744	TRW Ø 38 - Halter
2.0 16V	130	06/05→	←	☐; →Orga 10487		11.9571-9765.2 220663	ATE Ø 57 - Halter
2.0 HDi 135	100	02/04→	←	☐; Orga 10488→; → 04/08		11.9571-9765.2 220663	ATE Ø 57 - Halter
			←	☐; Orga 10488→; → 04/08		11.9571-9766.2 220664	ATE Ø 57 - Halter
			←	☐; →Orga 10487		11.9571-9766.2 220664	ATE Ø 57 - Halter
			→	☐; →Orga 12056		24.3387-1709.7 220743	TRW Ø 38 - Halter
			→	☐; →Orga 12056		24.3387-1710.7 220744	TRW Ø 38 - Halter
<b>Feder, Bremssattel</b>							
2.0 16V	130	06/05→	←	→Orga 10487	2	11.8116-0351.1 390538	ATE
2.0 HDi 135	100	02/04→	←	Orga 10488→; → 04/08	2	11.8116-0351.1 390538	ATE
<b>Führungshülzensatz, Bremssattel</b>							
2.0 16V	130	06/05→	←	Orga 10488→; → 04/08		11.0101-5704.2 260095	ATE
2.0 HDi 135	100	02/04→	←	→Orga 10487		11.0101-5704.2 260095	ATE
↓							

	kW					! #		
<b>PEUGEOT - 307 Break (3E) 03/02→</b>								
<b>Führungsbolzen, Bremssattel</b>								
2.0 16V	130	06/05→			→Orga 10487		11.8171-0008.1 990049	ATE
2.0 HDi 135	100	02/04→			Orga 10488→; → 04/08		11.8171-0008.1 990049	ATE
<b>Bremsschlauch</b>								
1.4	55	04/02→09/03	←			2	24.5111-0420.3 330682	L= 420
			→			2	24.5246-0190.3 330697	L= 190
1.4 16V	65	11/03→	←		→ 04/08	2	24.5111-0420.3 330682	L= 420
1.4 HDi	50	03/02→	→		→ 04/08	2	24.5246-0190.3 330697	L= 190
1.6 16V	80	03/02→						
1.6 BioFlex	80	09/07→						
1.6 HDi	66	04/05→						
1.6 HDi 110	80	02/04→						
2.0	100	03/02→						
2.0 16V	103	03/05→						
2.0 16V	130	06/05→						
2.0 HDi 110	79	03/02→						
2.0 HDi 135	100	02/04→						
2.0 HDi 90	66	03/02→						
<b>PEUGEOT - 307 CC (3B) 10/03→</b>								
<b>Bremssattel</b>								
1.6 16V	80	02/05→	←	☐; 03/05→ 02/09			24.3541-1761.5 240233	Ø 54 - Halter
			←	☐; 03/05→ 02/09			24.3541-1762.5 240234	Ø 54 - Halter
			→	☐; 03/05→; →Orga 12056			24.3387-1709.7 220743	TRW Ø 38 - Halter
			→	☐; 03/05→; →Orga 12056			24.3387-1710.7 220744	TRW Ø 38 - Halter
2.0 16V	100	10/03→	←	☐; → 02/09			24.3541-1761.5 240233	Ø 54 - Halter
			←	☐; → 02/09			24.3541-1762.5 240234	Ø 54 - Halter
			→	☐; →Orga 12056			24.3387-1709.7 220743	TRW Ø 38 - Halter
			→	☐; →Orga 12056			24.3387-1710.7 220744	TRW Ø 38 - Halter
2.0 16V	103	03/05→	←	☐; →Orga 12053			24.3541-1761.5 240233	Ø 54 - Halter
			←	☐; →Orga 12053			24.3541-1762.5 240234	Ø 54 - Halter
			→	☐; →Orga 12056			24.3387-1709.7 220743	TRW Ø 38 - Halter
			→	☐; →Orga 12056			24.3387-1710.7 220744	TRW Ø 38 - Halter
2.0 16V	130	10/03→	←	☐; Orga 10488→; → 02/09			11.9571-9765.2 220663	ATE Ø 57 - Halter
2.0 HDi 135	100	06/05→	←	☐; →Orga 10487			11.9571-9765.2 220663	ATE Ø 57 - Halter
			←	☐; Orga 10488→; → 02/09			11.9571-9766.2 220664	ATE Ø 57 - Halter
			←	☐; →Orga 10487			11.9571-9766.2 220664	ATE Ø 57 - Halter
			→	☐; →Orga 12056			24.3387-1709.7 220743	TRW Ø 38 - Halter
			→	☐; →Orga 12056			24.3387-1710.7 220744	TRW Ø 38 - Halter
<b>Feder, Bremssattel</b>								
2.0 16V	130	10/03→			→Orga 10487	2	11.8116-0351.1 390538	ATE
2.0 HDi 135	100	06/05→			Orga 10488→; → 02/09	2	11.8116-0351.1 390538	ATE
<b>Führungshülzensatz, Bremssattel</b>								
2.0 16V	130	10/03→	←		Orga 10488→; → 02/09		11.0101-5704.2 260095	ATE
2.0 HDi 135	100	06/05→	←		→Orga 10487		11.0101-5704.2 260095	ATE
<b>Führungsbolzen, Bremssattel</b>								
2.0 16V	130	10/03→			→Orga 10487		11.8171-0008.1 990049	ATE
2.0 HDi 135	100	06/05→			Orga 10488→; → 02/09		11.8171-0008.1 990049	ATE
<b>Bremsschlauch</b>								
1.6 16V	80	02/05→	←		03/05→ 02/09	2	24.5111-0420.3 330682	L= 420
			→		03/05→ 02/09	2	24.5246-0190.3 330697	L= 190
2.0 16V	100	10/03→	←		→ 02/09	2	24.5111-0420.3 330682	L= 420
2.0 16V	103	03/05→	→		→ 02/09	2	24.5246-0190.3 330697	L= 190
2.0 16V	130	10/03→						
2.0 HDi 135	100	06/05→						
<b>PEUGEOT - 307 SW (3H) 03/02→</b>								
<b>Bremssattel</b>								
1.4	55	04/02→09/03	←	☐; →Orga 10550; + ESP			24.3541-1761.5 240233	Ø 54 - Halter
↓								









	kw			 	! #			
<b>PEUGEOT - 307 SW (3H) 03/02→</b>								
 <b>Bremssattel</b>								
1.4	55	04/02→09/03	←	☐; →Orga 10550; + ESP	24.3541-1762.5	240234	Ø 54 - Halter	
			←	☐; - ESP	24.3541-1771.5	240239	BOS Ø 54 - Halter	
			←	☐; - ESP	24.3541-1772.5	240240	BOS Ø 54 - Halter	
			→	☐; →Orga 12056	24.3387-1709.7	220743	TRW Ø 38 - Halter	
			→	☐; →Orga 12056	24.3387-1710.7	220744	TRW Ø 38 - Halter	
1.4 16V	65	11/03→	←	☐; →Orga 10550; + ESP	24.3541-1761.5	240233	Ø 54 - Halter	
			←	☐; →Orga 10550; + ESP	24.3541-1762.5	240234	Ø 54 - Halter	
			←	☐; → 04/08; - ESP	24.3541-1771.5	240239	BOS Ø 54 - Halter	
			←	☐; Orga 10551→; → 04/08; + ESP	24.3541-1771.5	240239	BOS Ø 54 - Halter	
			←	☐; → 04/08; - ESP	24.3541-1772.5	240240	BOS Ø 54 - Halter	
			←	☐; Orga 10551→; → 04/08; + ESP	24.3541-1772.5	240240	BOS Ø 54 - Halter	
			→	☐; →Orga 12056	24.3387-1709.7	220743	TRW Ø 38 - Halter	
			→	☐; →Orga 12056	24.3387-1710.7	220744	TRW Ø 38 - Halter	
1.4 HDi 70	50	03/02→01/05	←	☐	24.3541-1771.5	240239	BOS Ø 54 - Halter	
			←	☐	24.3541-1772.5	240240	BOS Ø 54 - Halter	
			→	☐	24.3387-1709.7	220743	TRW Ø 38 - Halter	
			→	☐	24.3387-1710.7	220744	TRW Ø 38 - Halter	
1.6 16V 1.6 BioFlex 1.6 HDi 110 1.6 HDi 90 2.0 16V 2.0 HDi 90	80	03/02→	←	☐; → 04/08	24.3541-1761.5	240233	Ø 54 - Halter	
	80	09/07→	←	☐; → 04/08	24.3541-1762.5	240234	Ø 54 - Halter	
	80	02/04→	←	☐; → 04/08	24.3541-1762.5	240234	Ø 54 - Halter	
	66	12/06→	→	☐; →Orga 12056	24.3387-1709.7	220743	TRW Ø 38 - Halter	
	100	03/02→	→	☐; →Orga 12056	24.3387-1710.7	220744	TRW Ø 38 - Halter	
	66	03/02→	→	☐; →Orga 12056	24.3387-1710.7	220744	TRW Ø 38 - Halter	
2.0 16V 2.0 HDi 110	103	03/05→	←	☐; →Orga 12053	24.3541-1761.5	240233	Ø 54 - Halter	
	79	03/02→	←	☐; →Orga 12053	24.3541-1762.5	240234	Ø 54 - Halter	
			→	☐; →Orga 12056	24.3387-1709.7	220743	TRW Ø 38 - Halter	
			→	☐; →Orga 12056	24.3387-1710.7	220744	TRW Ø 38 - Halter	
2.0 HDi 135	100	02/04→	←	☐; →Orga 10487	11.9571-9765.2	220663	ATE Ø 57 - Halter	
			←	☐; Orga 10488→; → 04/08	11.9571-9765.2	220663	ATE Ø 57 - Halter	
			←	☐; Orga 10488→; → 04/08	11.9571-9766.2	220664	ATE Ø 57 - Halter	
			←	☐; →Orga 10487	11.9571-9766.2	220664	ATE Ø 57 - Halter	
			→	☐; →Orga 12056	24.3387-1709.7	220743	TRW Ø 38 - Halter	
			→	☐; →Orga 12056	24.3387-1710.7	220744	TRW Ø 38 - Halter	
<b>Feder, Bremssattel</b>								
2.0 HDi 135	100	02/04→		→Orga 10487	2	11.8116-0351.1	390538	ATE
				Orga 10488→; → 04/08	2	11.8116-0351.1	390538	ATE
<b>Führungshülzensatz, Bremssattel</b>								
2.0 HDi 135	100	02/04→	←	Orga 10488→; → 04/08	11.0101-5704.2	260095	ATE	
			←	→Orga 10487	11.0101-5704.2	260095	ATE	
<b>Führungsbolzen, Bremssattel</b>								
2.0 HDi 135	100	02/04→		→Orga 10487	11.8171-0008.1	990049	ATE	
				Orga 10488→; → 04/08	11.8171-0008.1	990049	ATE	
 <b>Bremsschlauch</b>								
1.4 1.4 HDi 70	55	04/02→09/03	←		2	24.5111-0420.3	330682	L= 420
	50	03/02→01/05	→		2	24.5246-0190.3	330697	L= 190
1.4 16V 1.6 16V 1.6 BioFlex 1.6 HDi 110 1.6 HDi 90 2.0 16V 2.0 16V 2.0 HDi 110 2.0 HDi 110 2.0 HDi 135 2.0 HDi 90	65	11/03→	←	→ 04/08	2	24.5111-0420.3	330682	L= 420
	80	03/02→	→	→ 04/08	2	24.5246-0190.3	330697	L= 190
	80	09/07→	→	→ 04/08	2	24.5246-0190.3	330697	L= 190
	80	02/04→	→	→ 04/08	2	24.5246-0190.3	330697	L= 190
	66	12/06→	→	→ 04/08	2	24.5246-0190.3	330697	L= 190
	100	03/02→	→	→ 04/08	2	24.5246-0190.3	330697	L= 190






	kW			 	! #			
<b>PEUGEOT - 308 (4A_, 4C_) 09/07→</b>								
<b>Bremssattel</b>								
1.4 16V	70	09/07→	➔	☐; → 07/13		24.3387-1731.7	221009	TRW Ø 38 - Halter
1.4 16V	72	12/09→	➔	☐; → 07/13		24.3387-1732.7	221010	TRW Ø 38 - Halter
1.6	120	01/12→						
1.6 16V	88	09/07→						
1.6 16V	103	09/07→						
1.6 16V	110	09/07→						
1.6 BioFlex	80	04/08→						
1.6 HDi	66	09/07→						
1.6 HDi	68	11/09→						
1.6 HDi	80	09/07→						
1.6 HDi	82	12/09→						
1.6 HDi	84	03/13→						
2.0 HDi	103	07/10→						
2.0 HDi	110	10/11→						
1.6 16V	115	10/09→	➔	☐; → 07/13		11.9571-9939.2	220923	ATE Ø 57 - Halter
2.0 HDi	120	04/12→	➔	☐; → 07/13		11.9571-9940.2	220924	ATE Ø 57 - Halter
			➔	☐; → 07/13		24.3387-1731.7	221009	TRW Ø 38 - Halter
			➔	☐; → 07/13		24.3387-1732.7	221010	TRW Ø 38 - Halter
1.6 16V	128	03/08→	➔	☐; → Orga 11577		11.9571-9765.2	220663	ATE Ø 57 - Halter
			➔	☐; → Orga 11577		11.9571-9766.2	220664	ATE Ø 57 - Halter
			➔	☐; Orga 11578→; → 07/13		11.9571-9939.2	220923	ATE Ø 57 - Halter
			➔	☐; Orga 11578→; → 07/13		11.9571-9940.2	220924	ATE Ø 57 - Halter
			➔	☐; → 07/13		24.3387-1731.7	221009	TRW Ø 38 - Halter
			➔	☐; → 07/13		24.3387-1732.7	221010	TRW Ø 38 - Halter
1.6 GTi	147	07/10→	➔	☐; → 07/13		11.9601-9883.2	220917	ATE Ø 60 - Halter
			➔	☐; → 07/13		11.9601-9884.2	220918	ATE Ø 60 - Halter
2.0 Bioflex	103	01/08→01/12	➔	☐		24.3387-1731.7	221009	TRW Ø 38 - Halter
			➔	☐		24.3387-1732.7	221010	TRW Ø 38 - Halter
2.0 HDi	100	09/07→	➔	☐; → Orga 11577		11.9571-9765.2	220663	ATE Ø 57 - Halter
			➔	☐; → Orga 11577		11.9571-9766.2	220664	ATE Ø 57 - Halter
			➔	☐; Orga 11578→ Orga 11678		11.9571-9939.2	220923	ATE Ø 57 - Halter
			➔	☐; Orga 11578→ Orga 11678		11.9571-9940.2	220924	ATE Ø 57 - Halter
			➔	☐; → 07/13		24.3387-1731.7	221009	TRW Ø 38 - Halter
			➔	☐; → 07/13		24.3387-1732.7	221010	TRW Ø 38 - Halter
<b>Feder, Bremssattel</b>								
1.6 16V	115	10/09→		→ 07/13	2	11.8116-0356.1	390586	ATE
2.0 HDi	120	04/12→						
1.6 16V	128	03/08→		Orga 11578→; → 07/13	2	11.8116-0356.1	390586	ATE
			➔	→ Orga 11577	2	11.8116-0351.1	390538	ATE
2.0 HDi	100	09/07→		Orga 11578→ Orga 11678	2	11.8116-0356.1	390586	ATE
			➔	→ Orga 11577	2	11.8116-0351.1	390538	ATE
<b>Führungshülzensatz, Bremssattel</b>								
1.6 16V	115	10/09→	➔	→ 07/13		11.0101-5704.2	260095	ATE
2.0 HDi	120	04/12→						
1.6 16V	128	03/08→	➔	Orga 11578→; → 07/13		11.0101-5704.2	260095	ATE
			➔	→ Orga 11577		11.0101-5704.2	260095	ATE
1.6 GTi	147	07/10→	➔	→ 07/13		11.0101-5407.2	260011	ATE
2.0 HDi	100	09/07→	➔	→ Orga 11577		11.0101-5704.2	260095	ATE
			➔	Orga 11578→ Orga 11678		11.0101-5704.2	260095	ATE
<b>Führungsbolzen, Bremssattel</b>								
1.6 16V	128	03/08→		→ Orga 11577		11.8171-0008.1	990049	ATE
2.0 HDi	100	09/07→						
1.6 GTi	147	07/10→		→ 07/13		11.8171-0008.1	990049	ATE
<b>Dichtungssatz, Bremssattel</b>								
1.6 GTi	147	07/10→		→ 07/13		11.0441-6008.2	250038	ATE für Kolben-Ø [mm]: 60
<b>Bremsschlauch</b>								
1.4 16V	70	09/07→	➔	→ 07/13	2	24.5111-0435.3	331538	L= 425
1.4 16V	72	12/09→						
1.6 16V	88	09/07→	➔	→ 07/13	2	24.5246-0190.3	330697	L= 190
↓								








	kw			 	! #		
<b>PEUGEOT - 308 (4A_, 4C_) 09/07→</b>							
<b>Bremsschlauch</b>							
1.6 16V	103	09/07→	←	→ 07/13	2	24.5111-0435.3	331538 L= 425
1.6 16V	110	09/07→	→	→ 07/13	2	24.5246-0190.3	330697 L= 190
1.6 16V	115	10/09→					
1.6 16V	128	03/08→					
1.6 BioFlex	80	04/08→					
1.6 HDi	66	09/07→					
1.6 HDi	68	11/09→					
1.6 HDi	80	09/07→					
1.6 HDi	82	12/09→					
1.6 HDi	84	03/13→					
2.0 HDi	100	09/07→					
2.0 HDi	103	07/10→					
2.0 HDi	120	04/12→					
1.6	120	01/12→	→	→ 07/13	2	24.5246-0190.3	330697 L= 190
2.0 HDi	110	10/11→					
1.6 GTi	147	07/10→	←	→ 07/13; + ABS	2	24.5111-0435.3	331538 L= 425
			→	→ 07/13	2	24.5246-0190.3	330697 L= 190
2.0 Bioflex	103	01/08→01/12	←		2	24.5111-0435.3	331538 L= 425
			→		2	24.5246-0190.3	330697 L= 190
<b>PEUGEOT - 308 II 09/13→</b>							
<b>Feder, Bremssattel</b>							
1.2 THP 110	81	11/13→		für Bremsscheibendurchmesser [mm]:	2	11.8116-0326.1	390471 ATE
1.2 THP 130	96	11/13→		304			
1.2 VTi 72	60	09/13→		für Bremsscheibendurchmesser [mm]:	2	11.8116-0340.1	390595 ATE
1.6	115	09/13→		268			
1.6 BlueHDi 120	88	11/13→		für Bremsscheibendurchmesser [mm]:	2	11.8116-0340.1	390595 ATE
1.6 GT 205	151	06/14→		249			
1.6 GTi	184	08/15→					
1.6 GTi	200	06/15→					
1.6 HDi	68	09/13→					
1.6 HDi / BlueHDi 115	85	09/13→					
1.6 HDi 100	73	04/14→					
1.6 THP 125	92	09/13→					
1.6 THP 150	110	03/14→					
1.6 THP 163	120	06/14→					
1.6 VTi	85	03/14→					
2.0 BlueHDi 150	110	11/13→					
2.0 GT HDi 180	133	06/14→					
<b>Führungshülzensatz, Bremssattel</b>							
1.2 THP 110	81	11/13→	←	für Bremsscheibendurchmesser [mm]:		11.0101-5407.2	260011 ATE
1.2 THP 130	96	11/13→	→	304	2	11.0101-5407.2	260011 ATE
1.2 VTi 72	60	09/13→					
1.6	115	09/13→					
1.6 BlueHDi 120	88	11/13→					
1.6 GT 205	151	06/14→					
1.6 GTi	184	08/15→					
1.6 GTi	200	06/15→					
1.6 HDi	68	09/13→					
1.6 HDi / BlueHDi 115	85	09/13→					
1.6 HDi 100	73	04/14→					
1.6 THP 125	92	09/13→					
1.6 THP 150	110	03/14→					
1.6 THP 163	120	06/14→					
1.6 VTi	85	03/14→					
2.0 BlueHDi 150	110	11/13→					
2.0 GT HDi 180	133	06/14→					
<b>Führungsbolzen, Bremssattel</b>							
1.2 THP 110	81	11/13→		für Bremsscheibendurchmesser [mm]:		11.8171-0008.1	990049 ATE
1.2 THP 130	96	11/13→		304			
1.2 VTi 72	60	09/13→		für Bremsscheibendurchmesser [mm]:		11.8171-0008.1	990049 ATE
1.6	115	09/13→		249			
1.6 BlueHDi 120	88	11/13→		für Bremsscheibendurchmesser [mm]:		11.8171-0008.1	990049 ATE
1.6 GT 205	151	06/14→		268			
1.6 GTi	184	08/15→					
1.6 GTi	200	06/15→					
1.6 HDi	68	09/13→					
1.6 HDi / BlueHDi 115	85	09/13→					
1.6 HDi 100	73	04/14→					
1.6 THP 125	92	09/13→					
1.6 THP 150	110	03/14→					
1.6 THP 163	120	06/14→					
1.6 VTi	85	03/14→					
2.0 BlueHDi 150	110	11/13→					
2.0 GT HDi 180	133	06/14→					










	kw			 	! #			
<b>PEUGEOT - 308 CC 04/09→</b>								
 <b>Bremssattel</b>								
1.6 16V	88	06/09→	→	☐		24.3387-1731.7	221009	TRW Ø 38 - Halter
1.6 HDi	82	06/09→	→	☐		24.3387-1732.7	221010	TRW Ø 38 - Halter
1.6 HDi	84	03/13→	→	☐				
1.6 16V	103	06/09→	←	☐		11.9571-9939.2	220923	ATE Ø 57 - Halter
1.6 16V	110	06/09→	←	☐		11.9571-9940.2	220924	ATE Ø 57 - Halter
2.0 CVVT	103	07/09→11/14	←	☐				
2.0 HDi	100	04/09→	→	☐		24.3387-1731.7	221009	TRW Ø 38 - Halter
2.0 HDi	103	04/09→	→	☐		24.3387-1732.7	221010	TRW Ø 38 - Halter
2.0 HDi	120	06/09→	→	☐				
1.6 16V	115	06/09→	←	☐; 09/09→		11.9571-9939.2	220923	ATE Ø 57 - Halter
			←	☐; 09/09→		11.9571-9940.2	220924	ATE Ø 57 - Halter
			→	☐; 09/09→		24.3387-1731.7	221009	TRW Ø 38 - Halter
			→	☐; 09/09→		24.3387-1732.7	221010	TRW Ø 38 - Halter
1.6 THP	147	10/10→	←	☐		11.9601-9883.2	220917	ATE Ø 60 - Halter
			←	☐		11.9601-9884.2	220918	ATE Ø 60 - Halter
<b>Feder, Bremssattel</b>								
1.6 16V	103	06/09→			2	11.8116-0356.1	390586	ATE
1.6 16V	110	06/09→						
2.0 CVVT	103	07/09→11/14						
2.0 HDi	100	04/09→						
2.0 HDi	103	04/09→						
2.0 HDi	120	06/09→						
1.6 16V	115	06/09→		09/09→	2	11.8116-0356.1	390586	ATE
<b>Führungshülzensatz, Bremssattel</b>								
1.6 16V	103	06/09→	←			11.0101-5704.2	260095	ATE
1.6 16V	110	06/09→	←					
2.0 CVVT	103	07/09→11/14	←					
2.0 HDi	100	04/09→	←					
2.0 HDi	103	04/09→	←					
2.0 HDi	120	06/09→	←					
1.6 16V	115	06/09→	←	09/09→		11.0101-5704.2	260095	ATE
1.6 THP	147	10/10→	←			11.0101-5407.2	260011	ATE
<b>Führungsbolzen, Bremssattel</b>								
1.6 16V	103	06/09→			2	11.8171-0008.1	990049	ATE
1.6 16V	110	06/09→						
1.6 THP	147	10/10→						
2.0 CVVT	103	07/09→11/14						
2.0 HDi	100	04/09→						
2.0 HDi	103	04/09→						
2.0 HDi	120	06/09→						
1.6 16V	115	06/09→		09/09→	2	11.8171-0008.1	990049	ATE
<b>Dichtungssatz, Bremssattel</b>								
1.6 THP	147	10/10→				11.0441-6008.2	250038	ATE für Kolben-Ø [mm]: 60
 <b>Bremsschlauch</b>								
1.6 16V	88	06/09→	←		2	24.5111-0435.3	331538	L= 425
1.6 16V	103	06/09→	→		2	24.5246-0190.3	330697	L= 190
1.6 16V	110	06/09→	→					
1.6 HDi	82	06/09→	→					
1.6 HDi	84	03/13→	→					
2.0 CVVT	103	07/09→11/14	→					
2.0 HDi	100	04/09→	→					
2.0 HDi	103	04/09→	→					
2.0 HDi	120	06/09→	→					
1.6 16V	115	06/09→	←	09/09→	2	24.5111-0435.3	331538	L= 425
			→	09/09→	2	24.5246-0190.3	330697	L= 190
1.6 THP	147	10/10→	→		2	24.5246-0190.3	330697	L= 190
<b>PEUGEOT - 308 SW 09/07→</b>								
 <b>Bremssattel</b>								
1.4 16V	70	09/07→	→	☐; 05/08→; + Break Loisirs; → 04/14		24.3387-1725.7	221003	TRW Ø 38 - Halter
			→	☐; 05/08→; + Break Loisirs; → 04/14		24.3387-1726.7	221004	TRW Ø 38 - Halter
			→	☐; 05/08→; - Break Loisirs; → 04/14		24.3387-1731.7	221009	TRW Ø 38 - Halter
			→	☐; 05/08→; - Break Loisirs; → 04/14		24.3387-1732.7	221010	TRW Ø 38 - Halter
1.4 16V	72	12/09→	→	☐; + Break Loisirs; → 04/14		24.3387-1725.7	221003	TRW Ø 38 - Halter
1.6 Bioflex	82	03/09→						
↓								



	kw			 	! #			
<b>PEUGEOT - 308 SW 09/07 →</b>								
 <b>Bremssattel</b>								
1.4 16V 1.6 Bioflex	72 82	12/09 → 03/09 →	➡	☐; + Break Loisirs; → 04/14		24.3387-1726.7	221004	TRW Ø 38 - Halter
			➡	☐; au?er Break Loisirs; → 04/14		24.3387-1731.7	221009	TRW Ø 38 - Halter
			➡	☐; au?er Break Loisirs; → 04/14		24.3387-1732.7	221010	TRW Ø 38 - Halter
1.6 16V 1.6 HDi	88 80	09/07 → 09/07 →	➡	☐; 05/08 →; nur Break Loisirs; → 04/14		24.3387-1725.7	221003	TRW Ø 38 - Halter
			➡	☐; 05/08 →; nur Break Loisirs; → 04/14		24.3387-1726.7	221004	TRW Ø 38 - Halter
			➡	☐; 05/08 →; - Break Loisirs; → 04/14		24.3387-1731.7	221009	TRW Ø 38 - Halter
			➡	☐; 05/08 →; - Break Loisirs; → 04/14		24.3387-1732.7	221010	TRW Ø 38 - Halter
1.6 16V 1.6 16V 1.6 16V 2.0 HDi	103 110 128 100	09/07 → 09/07 → 03/08 → 09/07 →	←	☐; 05/08 →; → Orga 11577		11.9571-9765.2	220663	ATE Ø 57 - Halter
			←	☐; 05/08 →; → Orga 11577		11.9571-9766.2	220664	ATE Ø 57 - Halter
			←	☐; Orga 11578 →; → 04/14		11.9571-9939.2	220923	ATE Ø 57 - Halter
			←	☐; Orga 11578 →; → 04/14		11.9571-9940.2	220924	ATE Ø 57 - Halter
			➡	☐; 05/08 →; nur Break Loisirs; → 04/14		24.3387-1725.7	221003	TRW Ø 38 - Halter
			➡	☐; 05/08 →; nur Break Loisirs; → 04/14		24.3387-1726.7	221004	TRW Ø 38 - Halter
			➡	☐; 05/08 →; - Break Loisirs; → 04/14		24.3387-1731.7	221009	TRW Ø 38 - Halter
			➡	☐; 05/08 →; - Break Loisirs; → 04/14		24.3387-1732.7	221010	TRW Ø 38 - Halter
1.6 16V 2.0 HDi	115 110	10/09 → 04/11 →	←	☐; → 04/14		11.9571-9939.2	220923	ATE Ø 57 - Halter
			←	☐; → 04/14		11.9571-9940.2	220924	ATE Ø 57 - Halter
			➡	☐; + Break Loisirs; → 04/14		24.3387-1725.7	221003	TRW Ø 38 - Halter
			➡	☐; + Break Loisirs; → 04/14		24.3387-1726.7	221004	TRW Ø 38 - Halter
			➡	☐; - Break Loisirs; → 04/14		24.3387-1731.7	221009	TRW Ø 38 - Halter
			➡	☐; - Break Loisirs; → 04/14		24.3387-1732.7	221010	TRW Ø 38 - Halter
1.6 HDi	66	09/07 →	➡	☐; 05/08 →; nur Break Loisirs; → 04/14		24.3387-1725.7	221003	TRW Ø 38 - Halter
			➡	☐; 05/08 →; nur Break Loisirs; → 04/14		24.3387-1726.7	221004	TRW Ø 38 - Halter
			➡	☐; 05/08 →; au?er Break Loisirs; → 04/14		24.3387-1731.7	221009	TRW Ø 38 - Halter
			➡	☐; 05/08 →; au?er Break Loisirs; → 04/14		24.3387-1732.7	221010	TRW Ø 38 - Halter
1.6 HDi 1.6 HDi	68 84	11/09 → 03/13 →	➡	☐; + Break Loisirs; → 04/14		24.3387-1725.7	221003	TRW Ø 38 - Halter
			➡	☐; + Break Loisirs; → 04/14		24.3387-1726.7	221004	TRW Ø 38 - Halter
			➡	☐; - Break Loisirs; → 04/14		24.3387-1731.7	221009	TRW Ø 38 - Halter
			➡	☐; - Break Loisirs; → 04/14		24.3387-1732.7	221010	TRW Ø 38 - Halter
1.6 HDi	82	12/09 →	➡	☐; → 04/14		24.3387-1725.7	221003	TRW Ø 38 - Halter
			➡	☐; → 04/14		24.3387-1726.7	221004	TRW Ø 38 - Halter
			➡	☐; - Break Loisirs; → 04/14		24.3387-1731.7	221009	TRW Ø 38 - Halter
			➡	☐; - Break Loisirs; → 04/14		24.3387-1732.7	221010	TRW Ø 38 - Halter
2.0 Bioflex	103	01/08 →	←	☐; 05/08 →; → Orga 11577		11.9571-9765.2	220663	ATE Ø 57 - Halter
			←	☐; 05/08 →; → Orga 11577		11.9571-9766.2	220664	ATE Ø 57 - Halter
			←	☐; Orga 11578 → Orga 11678		11.9571-9939.2	220923	ATE Ø 57 - Halter
			←	☐; Orga 11578 → Orga 11678		11.9571-9940.2	220924	ATE Ø 57 - Halter
			➡	☐; 05/08 →; + Break Loisirs; → 04/14		24.3387-1725.7	221003	TRW Ø 38 - Halter
			➡	☐; 05/08 →; + Break Loisirs; → 04/14		24.3387-1726.7	221004	TRW Ø 38 - Halter
			➡	☐; 05/08 →; - Break Loisirs; → 04/14		24.3387-1731.7	221009	TRW Ø 38 - Halter
			➡	☐; 05/08 →; - Break Loisirs; → 04/14		24.3387-1732.7	221010	TRW Ø 38 - Halter
2.0 HDi	103	09/07 →	←	☐; 12/08 → 04/14		11.9571-9939.2	220923	ATE Ø 57 - Halter
			←	☐; 12/08 → 04/14		11.9571-9940.2	220924	ATE Ø 57 - Halter
			➡	☐; 12/08 →; + Break Loisirs; → 04/14		24.3387-1725.7	221003	TRW Ø 38 - Halter
			➡	☐; 12/08 →; + Break Loisirs; → 04/14		24.3387-1726.7	221004	TRW Ø 38 - Halter
			➡	☐; 12/08 →; - Break Loisirs; → 04/14		24.3387-1731.7	221009	TRW Ø 38 - Halter
			➡	☐; 12/08 →; - Break Loisirs; → 04/14		24.3387-1732.7	221010	TRW Ø 38 - Halter
2.0 HDi	120	06/09 →	←	☐; → 04/14		11.9571-9939.2	220923	ATE Ø 57 - Halter
			←	☐; → 04/14		11.9571-9940.2	220924	ATE Ø 57 - Halter
			➡	☐; + Break Loisirs; → 04/14		24.3387-1725.7	221003	TRW Ø 38 - Halter
			➡	☐; + Break Loisirs; → 04/14		24.3387-1726.7	221004	TRW Ø 38 - Halter
↓								

	kw			 	! #		
<b>PEUGEOT - 308 SW 09/07→</b>							
 <b>Bremssattel</b>							
2.0 HDi	120	06/09→	→	☐; au?er Break Loisirs; → 04/14	24.3387-1731.7	221009	TRW Ø 38 - Halter
			→	☐; au?er Break Loisirs; → 04/14	24.3387-1732.7	221010	TRW Ø 38 - Halter
<b>Feder, Bremssattel</b>							
1.6 16V	103	09/07→		Orga 11578→; → 04/14	2	11.8116-0356.1 390586	ATE
1.6 16V	110	09/07→	←	05/08→; →Orga 11577	2	11.8116-0351.1 390538	ATE
1.6 16V	128	03/08→					
2.0 HDi	100	09/07→					
1.6 16V	115	10/09→		→ 04/14	2	11.8116-0356.1 390586	ATE
2.0 HDi	110	04/11→					
2.0 HDi	120	06/09→					
2.0 Bioflex	103	01/08→		Orga 11578→ Orga 11678	2	11.8116-0356.1 390586	ATE
			←	05/08→; →Orga 11577	2	11.8116-0351.1 390538	ATE
2.0 HDi	103	09/07→		12/08→ 04/14	2	11.8116-0356.1 390586	ATE
<b>Führungshülsensatz, Bremssattel</b>							
1.6 16V	103	09/07→	←	05/08→; →Orga 11577		11.0101-5704.2 260095	ATE
1.6 16V	110	09/07→					
1.6 16V	128	03/08→	←	Orga 11578→; → 04/14		11.0101-5704.2 260095	ATE
2.0 HDi	100	09/07→					
1.6 16V	115	10/09→	←	→ 04/14		11.0101-5704.2 260095	ATE
2.0 HDi	110	04/11→					
2.0 HDi	120	06/09→					
2.0 Bioflex	103	01/08→	←	05/08→; →Orga 11577		11.0101-5704.2 260095	ATE
			←	Orga 11578→ Orga 11678		11.0101-5704.2 260095	ATE
2.0 HDi	103	09/07→	←	12/08→ 04/14		11.0101-5704.2 260095	ATE
<b>Führungsbolzen, Bremssattel</b>							
1.6 16V	103	09/07→		05/08→; →Orga 11577		11.8171-0008.1 990049	ATE
1.6 16V	110	09/07→					
1.6 16V	128	03/08→		Orga 11578→; → 04/14		11.8171-0008.1 990049	ATE
2.0 HDi	100	09/07→					
1.6 16V	115	10/09→		→ 04/14		11.8171-0008.1 990049	ATE
2.0 HDi	110	04/11→					
2.0 HDi	120	06/09→					
2.0 Bioflex	103	01/08→		Orga 11578→ Orga 11678		11.8171-0008.1 990049	ATE
				05/08→; →Orga 11577		11.8171-0008.1 990049	ATE
2.0 HDi	103	09/07→		12/08→ 04/14		11.8171-0008.1 990049	ATE
 <b>Bremsschlauch</b>							
1.4 16V	70	09/07→	←	☐; 05/08→ 04/14	2	24.5111-0435.3 331538	L= 425
1.6 16V	88	09/07→					
1.6 16V	103	09/07→	→	05/08→ 04/14	2	24.5246-0190.3 330697	L= 190
1.6 16V	110	09/07→					
1.6 16V	128	03/08→					
1.6 HDi	66	09/07→					
1.6 HDi	80	09/07→					
2.0 Bioflex	103	01/08→					
2.0 HDi	100	09/07→					
1.4 16V	72	12/09→	←	☐; → 04/14	2	24.5111-0435.3 331538	L= 425
1.6 16V	115	10/09→					
1.6 Bioflex	82	03/09→	→	→ 04/14	2	24.5246-0190.3 330697	L= 190
1.6 HDi	68	11/09→					
1.6 HDi	82	12/09→					
1.6 HDi	84	03/13→					
2.0 HDi	110	04/11→					
2.0 HDi	120	06/09→					
2.0 HDi	103	09/07→	←	☐; 12/08→ 04/14	2	24.5111-0435.3 331538	L= 425
			→	12/08→ 04/14	2	24.5246-0190.3 330697	L= 190
<b>PEUGEOT - 308 SW II 03/14→</b>							
<b>Feder, Bremssattel</b>							
1.2 THP 110	81	03/14→		08/14→; für Bremsscheibendurchmesser [mm]: 304	2	11.8116-0326.1 390471	ATE
				08/14→; für Bremsscheibendurchmesser [mm]: 268	2	11.8116-0340.1 390595	ATE
				08/14→; für Bremsscheibendurchmesser [mm]: 249	2	11.8116-0340.1 390595	ATE
1.2 THP 130	96	03/14→		für Bremsscheibendurchmesser [mm]: 304	2	11.8116-0326.1 390471	ATE
1.6 BlueHDi 100	73	04/14→					
↓							

	kW			 	! #		
<b>PEUGEOT - 308 SW II 03/14→</b>							
<b>Feder, Bremssattel</b>							
1.6 BlueHDi 120	88	03/14→		für Bremsscheibendurchmesser [mm]: 268	2	11.8116-0340.1 390595	ATE
1.6 GT 205	151	06/14→					
1.6 HDi / BlueHDi 115	85	03/14→		für Bremsscheibendurchmesser [mm]: 249	2	11.8116-0340.1 390595	ATE
1.6 HDi 92	68	03/14→					
1.6 THP 125	92	03/14→					
1.6 THP 150	110	03/14→					
1.6 THP 155	115	03/14→					
1.6 THP 163	120	06/14→					
1.6 VTi	85	03/14→					
2.0 BlueHDi 150	110	03/14→					
2.0 BlueHDi 180	132	06/14→					
2.0 GT BlueHDi 180	133	06/14→					
<b>Führungshülzensatz, Bremssattel</b>							
1.2 THP 110	81	03/14→	➔	08/14→; für Bremsscheibendurchmesser [mm]: 249		11.0101-5407.2 260011	ATE
			➔	08/14→; für Bremsscheibendurchmesser [mm]: 268		11.0101-5407.2 260011	ATE
1.2 THP 130	96	03/14→	➔	für Bremsscheibendurchmesser [mm]: 268		11.0101-5407.2 260011	ATE
1.6 BlueHDi 100	73	04/14→					
1.6 BlueHDi 120	88	03/14→	➔	für Bremsscheibendurchmesser [mm]: 249		11.0101-5407.2 260011	ATE
1.6 GT 205	151	06/14→					
1.6 HDi / BlueHDi 115	85	03/14→					
1.6 HDi 92	68	03/14→					
1.6 THP 125	92	03/14→					
1.6 THP 150	110	03/14→					
1.6 THP 155	115	03/14→					
1.6 THP 163	120	06/14→					
1.6 VTi	85	03/14→					
2.0 BlueHDi 150	110	03/14→					
2.0 BlueHDi 180	132	06/14→					
2.0 GT BlueHDi 180	133	06/14→					
<b>Führungsbolzen, Bremssattel</b>							
1.2 THP 110	81	03/14→		08/14→; für Bremsscheibendurchmesser [mm]: 249		11.8171-0008.1 990049	ATE
				08/14→; für Bremsscheibendurchmesser [mm]: 268		11.8171-0008.1 990049	ATE
				08/14→; für Bremsscheibendurchmesser [mm]: 304		11.8171-0008.1 990049	ATE
1.2 THP 130	96	03/14→		für Bremsscheibendurchmesser [mm]: 304		11.8171-0008.1 990049	ATE
1.6 BlueHDi 100	73	04/14→					
1.6 BlueHDi 120	88	03/14→		für Bremsscheibendurchmesser [mm]: 249		11.8171-0008.1 990049	ATE
1.6 GT 205	151	06/14→					
1.6 HDi / BlueHDi 115	85	03/14→					
1.6 HDi 92	68	03/14→		für Bremsscheibendurchmesser [mm]: 268		11.8171-0008.1 990049	ATE
1.6 THP 125	92	03/14→					
1.6 THP 150	110	03/14→					
1.6 THP 155	115	03/14→					
1.6 THP 163	120	06/14→					
1.6 VTi	85	03/14→					
2.0 BlueHDi 150	110	03/14→					
2.0 BlueHDi 180	132	06/14→					
2.0 GT BlueHDi 180	133	06/14→					
<b>Dichtungssatz, Bremssattel</b>							
1.2 THP 110	81	03/14→		08/14→; für Bremsscheibendurchmesser [mm]: 304		11.0441-6008.2 250038	ATE für Kolben-Ø [mm]: 60
1.2 THP 130	96	03/14→		für Bremsscheibendurchmesser [mm]: 304		11.0441-6008.2 250038	ATE für Kolben-Ø [mm]: 60
1.6 BlueHDi 100	73	04/14→					
1.6 BlueHDi 120	88	03/14→					
1.6 GT 205	151	06/14→					
1.6 HDi / BlueHDi 115	85	03/14→					
1.6 HDi 92	68	03/14→					
1.6 THP 125	92	03/14→					
1.6 THP 150	110	03/14→					
1.6 THP 155	115	03/14→					
1.6 THP 163	120	06/14→					
1.6 VTi	85	03/14→					
2.0 BlueHDi 150	110	03/14→					
2.0 BlueHDi 180	132	06/14→					
2.0 GT BlueHDi 180	133	06/14→					

	kw			 	! #		
<b>PEUGEOT - 405 II (4B) 01/92→11/99</b>							
<b> Bremssattel</b>							
1.8 1.9 D	74 47	08/92→10/95 08/92→10/95	←	☐; 09/92→; - ABS		24.3481-1707.5 240073	TRW Ø 48 - Halter
			←	☐; 09/92→; - ABS		24.3481-1708.5 240074	TRW Ø 48 - Halter
1.9	90	01/92→11/97	→	☐; 09/92→ 12/93		24.3384-1605.5 240295	TRW Ø 38 - Halter
			→	☐; 09/92→ 12/93		24.3384-1606.5 240296	TRW Ø 38 - Halter
1.9 D	50	06/94→10/95	←	☐; - ABS		24.3481-1707.5 240073	TRW Ø 48 - Halter
			←	☐; - ABS		24.3481-1708.5 240074	TRW Ø 48 - Halter
1.9 TD	66	08/92→10/95	←	☐; 09/92→; - ABS		24.3481-1707.5 240073	TRW Ø 48 - Halter
			←	☐; 09/92→; - ABS		24.3481-1708.5 240074	TRW Ø 48 - Halter
			→	☐; 09/92→; + ABS		24.3384-1605.5 240295	TRW Ø 38 - Halter
			→	☐; 09/92→; + ABS		24.3384-1606.5 240296	TRW Ø 38 - Halter
1.9 TD	69	08/92→05/97	←	☐; 09/92→ 10/95; - ABS		24.3481-1707.5 240073	TRW Ø 48 - Halter
			←	☐; 09/92→ 10/95; - ABS		24.3481-1708.5 240074	TRW Ø 48 - Halter
			→	☐; 09/92→ 10/95; + ABS		24.3384-1605.5 240295	TRW Ø 38 - Halter
			→	☐; 09/92→ 10/95; + ABS		24.3384-1606.5 240296	TRW Ø 38 - Halter
2.0 2.0 MI-16	89 112	08/92→10/95 08/92→10/95	→	☐; 09/92→		24.3384-1605.5 240295	TRW Ø 38 - Halter
			→	☐; 09/92→		24.3384-1606.5 240296	TRW Ø 38 - Halter
2.0 16V	110	06/94→10/95	→	☐		24.3384-1605.5 240295	TRW Ø 38 - Halter
			→	☐		24.3384-1606.5 240296	TRW Ø 38 - Halter
<b>Zubehörsatz, Bremssattel</b>							
1.8 1.9 D 1.9 TD	74 47 66	08/92→10/95 08/92→10/95 08/92→10/95	←	09/92→; - ABS		24.0101-3601.2 260044	TRW
1.9	90	01/92→11/97	←	09/92→; + ABS		24.0101-3601.2 260044	TRW
1.9 D	50	06/94→10/95	←	+ ABS		24.0101-3601.2 260044	TRW
			←	- ABS		24.0101-3601.2 260044	TRW
1.9 TD	69	08/92→05/97	←	09/92→ 10/95; - ABS		24.0101-3601.2 260044	TRW
			←	09/92→ 10/95; + ABS		24.0101-3601.2 260044	TRW
2.0 2.0 MI-16 2.0 X4 2.0 16V	89 112 89 110	08/92→10/95 08/92→10/95 08/92→10/95 06/94→10/95	←	09/92→		24.0101-3601.2 260044	TRW
<b> Bremsschlauch</b>							
1.4 1.6 1.8 1.9 D	55 65 74 47	08/92→10/95 08/92→10/95 08/92→10/95 08/92→10/95	←	09/92→	2	24.5118-0420.3 330444	L= 420
			→	09/92→	2	24.5229-0181.3 330533	L= 180
1.6	66	08/92→05/97	←	09/92→ 10/95	2	24.5118-0420.3 330444	L= 420
			→	09/92→ 10/95	2	24.5229-0181.3 330533	L= 180
1.9	90	01/92→11/97	←	09/92→ 12/93	2	24.5118-0420.3 330444	L= 420
			→	09/92→ 12/93	2	24.5111-0235.3 330477 24.5229-0181.3 330533	L= 234 L= 180
1.9 D	50	06/94→10/95	←		2	24.5118-0420.3 330444	L= 420
			→		2	24.5229-0181.3 330533	L= 180
1.9 TD 2.0 2.0 MI-16	66 89 112	08/92→10/95 08/92→10/95 08/92→10/95	←	09/92→	2	24.5118-0420.3 330444	L= 420
			→	09/92→	2	24.5111-0235.3 330477 24.5229-0181.3 330533	L= 234 L= 180
1.9 TD	69	08/92→05/97	←	09/92→ 10/95	2	24.5118-0420.3 330444	L= 420
			→	09/92→ 10/95	2	24.5111-0235.3 330477 24.5229-0181.3 330533	L= 234 L= 180
2.0 16V	110	06/94→10/95	←		2	24.5118-0420.3 330444	L= 420
			→		2	24.5111-0235.3 330477 24.5229-0181.3 330533	L= 234 L= 180
2.0 T 16 X4	144	08/92→10/95	→	07/93→; - ABS	2	24.5111-0235.3 330477	L= 234
2.0 X4	89	08/92→10/95	←	09/92→	2	24.5118-0420.3 330444	L= 420
			→	09/92→; - ABS	2	24.5111-0235.3 330477	L= 234



### PEUGEOT - 405 II Break (4E) 08/92→10/98

#### **Bremssattel**

1.8	74	08/92→10/96	←	☐; 09/92→ 10/95; - ABS	24.3481-1707.5	240073	TRW Ø 48 - Halter
1.9 D	47	08/92→10/96	←	☐; 09/92→ 10/95; - ABS	24.3481-1708.5	240074	TRW Ø 48 - Halter
1.9 D	52	08/92→10/98	←	☐; 09/92→ 10/95; - ABS	24.3481-1707.5	240073	TRW Ø 48 - Halter
1.9 D	50	06/94→10/96	←	☐; → 10/95; - ABS	24.3481-1708.5	240074	TRW Ø 48 - Halter
			←	☐; → 10/95; - ABS	24.3481-1708.5	240074	TRW Ø 48 - Halter
1.9 TD	66	08/92→10/96	←	☐; 09/92→ 10/95; - ABS	24.3481-1707.5	240073	TRW Ø 48 - Halter
			←	☐; 09/92→ 10/95; - ABS	24.3481-1708.5	240074	TRW Ø 48 - Halter
1.9 TD	69	08/92→10/96	→	☐; 09/92→ 10/95; + ABS	24.3384-1605.5	240295	TRW Ø 38 - Halter
			→	☐; 09/92→ 10/95; + ABS	24.3384-1606.5	240296	TRW Ø 38 - Halter
2.0	89	08/92→10/96	→	☐; 09/92→ 10/95	24.3384-1605.5	240295	TRW Ø 38 - Halter
			→	☐; 09/92→ 10/95	24.3384-1606.5	240296	TRW Ø 38 - Halter
2.0 4x4	144	08/92→12/95	→	☐; 09/92→ 10/95	24.3384-1606.5	240296	TRW Ø 38 - Halter

#### **Zubehörsatz, Bremssattel**

1.8	74	08/92→10/96	←	09/92→ 10/95; - ABS	24.0101-3601.2	260044	TRW
1.9 D	47	08/92→10/96	←	09/92→ 10/95; + ABS	24.0101-3601.2	260044	TRW
1.9 D	52	08/92→10/98	←	09/92→ 10/95; + ABS	24.0101-3601.2	260044	TRW
1.9 TD	66	08/92→10/96	←				
1.9 TD	69	08/92→10/96	←				
1.9 D	50	06/94→10/96	←	→ 10/95; + ABS	24.0101-3601.2	260044	TRW
			←	→ 10/95; - ABS	24.0101-3601.2	260044	TRW
2.0	89	08/92→10/96	←	09/92→ 10/95	24.0101-3601.2	260044	TRW
	89	08/92→10/96	←				
	144	08/92→12/95	←				

#### **Bremsschlauch**








1.4	55	08/92→10/96	←	09/92→ 10/95	2	24.5118-0420.3	330444	L= 420
1.6	65	08/92→10/96	←	09/92→ 10/95	2	24.5229-0181.3	330533	L= 180
1.6	80	08/92→10/96	→	09/92→ 10/95	2	24.5229-0181.3	330533	L= 180
1.8	74	08/92→10/96	→					
1.9 D	47	08/92→10/96	→					
1.9 D	52	08/92→10/98	→					
1.9 D	50	06/94→10/96	←	→ 10/95	2	24.5118-0420.3	330444	L= 420
			→	→ 10/95	2	24.5229-0181.3	330533	L= 180
1.9 TD	66	08/92→10/96	←	09/92→ 10/95	2	24.5118-0420.3	330444	L= 420
1.9 TD	69	08/92→10/96	←	09/92→ 10/95	2	24.5111-0235.3	330477	L= 234
2.0	89	08/92→10/96	→	09/92→ 10/95	2	24.5229-0181.3	330533	L= 180
2.0 4x4	144	08/92→12/95	→					
2.0 4x4	89	08/92→10/96	←	09/92→ 10/95	2	24.5118-0420.3	330444	L= 420
			→	09/92→ 10/95; - ABS	2	24.5111-0235.3	330477	L= 234








### PEUGEOT - 406 (8B) 10/95→01/05








#### **Bremssattel**

1.6	65	11/95→05/04	←	☐; → 04/04	24.3571-1717.5	240227	TRW Ø 57 - Halter
1.8	66	05/97→05/04	←	☐; → 04/04	24.3571-1718.5	240228	TRW Ø 57 - Halter
1.9 D	55	10/96→05/04	←	☐; → 04/04	24.3571-1717.5	240227	TRW Ø 57 - Halter
1.8	74	10/96→03/99	←	☐	24.3571-1717.5	240227	TRW Ø 57 - Halter
			←	☐	24.3571-1718.5	240228	TRW Ø 57 - Halter
1.8 16V	85	10/00→05/04	←	☐; → 04/04	24.3571-1717.5	240227	TRW Ø 57 - Halter
			←	☐; → 04/04	24.3571-1718.5	240228	TRW Ø 57 - Halter
			→	☐; → 04/04	11.3331-0037.2	220395	ATE Ø 33 - Halter
			→	☐; → 04/04	24.3331-0037.5	240547	ATE Ø 33 - Halter
1.8 Bifuel	81	04/99→05/03	←	☐; → 10/00	24.3571-1717.5	240227	TRW Ø 57 - Halter
			←	☐; → 10/00	24.3571-1718.5	240228	TRW Ø 57 - Halter
			→	☐; → 04/04	11.3331-0038.2	220396	ATE Ø 33 - Halter
1.9 TD	66	01/96→05/04	←	☐; → 04/04	24.3571-1715.5	240225	TRW Ø 57 - Halter
			←	☐; → 04/04	24.3571-1716.5	240226	TRW Ø 57 - Halter
1.9 TD	68	01/96→05/04	←	☐; → 04/04	24.3571-1715.5	240225	TRW Ø 57 - Halter
			←	☐; → 04/04	24.3571-1716.5	240226	TRW Ø 57 - Halter
1.9 TD	69	10/95→10/97	←	☐; 01/96→	24.3571-1715.5	240225	TRW Ø 57 - Halter
			←	☐; 01/96→	24.3571-1716.5	240226	TRW Ø 57 - Halter
2.0	104	11/96→03/99	←	☐	24.3571-1715.5	240225	TRW Ø 57 - Halter
			←	☐	24.3571-1716.5	240226	TRW Ø 57 - Halter
			→	☐	11.3331-0037.2	220395	ATE Ø 33 - Halter
3.0 24V	143	01/98→06/99	→	☐	24.3331-0037.5	240547	ATE Ø 33 - Halter




















	kW			 	! #		
<b>PEUGEOT - 406 (8B) 10/95—01/05</b>							
<b>Bremssattel</b>							
2.0 3.0 24V	104 143	11/96→03/99 01/98→06/99	➡	☐		11.3331-0038.2 220396 24.3331-0038.5 240548	ATE Ø 33 - Halter ATE Ø 33 - Halter
2.0 16V 2.0 16V 2.0 16V HPi 2.0 HDi 110 2.0 HDi 90 2.0 Turbo 2.1 TD 12V 2.2 2.2 HDi 3.0 24V 3.0 V6	97 100 103 79 66 108 80 116 98 140 152	11/95→05/04 08/00→06/04 05/01→05/04 08/01→05/04 02/99→05/04 04/96→05/04 01/96→05/04 07/00→05/04 03/00→05/04 10/96→05/04 03/00→05/04	←	☐; → 04/04 ☐; → 04/04 ☐; → 04/04 ☐; → 04/04 ☐; → 04/04		24.3571-1715.5 240225 24.3571-1716.5 240226 11.3331-0037.2 220395 24.3331-0037.5 240547 11.3331-0038.2 220396 24.3331-0038.5 240548	TRW Ø 57 - Halter TRW Ø 57 - Halter ATE Ø 33 - Halter ATE Ø 33 - Halter ATE Ø 33 - Halter ATE Ø 33 - Halter ATE Ø 33 - Halter
2.0 16V	99	01/99→08/00	←	☐; 02/99→ ☐; 02/99→ ☐ ☐		24.3571-1715.5 240225 24.3571-1716.5 240226 11.3331-0037.2 220395 24.3331-0037.5 240547 11.3331-0038.2 220396 24.3331-0038.5 240548	TRW Ø 57 - Halter TRW Ø 57 - Halter ATE Ø 33 - Halter ATE Ø 33 - Halter ATE Ø 33 - Halter ATE Ø 33 - Halter
2.0 HDi 110	80	06/98→08/01	←	☐; 02/99→ ☐; 02/99→ ☐; 02/99→ ☐; 02/99→		24.3571-1715.5 240225 24.3571-1716.5 240226 11.3331-0037.2 220395 24.3331-0037.5 240547 11.3331-0038.2 220396 24.3331-0038.5 240548	TRW Ø 57 - Halter TRW Ø 57 - Halter ATE Ø 33 - Halter ATE Ø 33 - Halter ATE Ø 33 - Halter ATE Ø 33 - Halter
3.0 V6	154	03/99→12/01	←	☐; 03/00→ ☐; 03/00→ ☐; 03/00→ ☐; 03/00→		24.3571-1715.5 240225 24.3571-1716.5 240226 11.3331-0037.2 220395 24.3331-0037.5 240547 11.3331-0038.2 220396 24.3331-0038.5 240548	TRW Ø 57 - Halter TRW Ø 57 - Halter ATE Ø 33 - Halter ATE Ø 33 - Halter ATE Ø 33 - Halter ATE Ø 33 - Halter
<b>Dichtungssatz, Bremssattel</b>							
1.8 16V 2.0 16V 2.0 16V 2.0 16V HPi 2.0 HDi 110 2.0 HDi 90 2.0 Turbo 2.1 TD 12V 2.2 2.2 HDi 3.0 24V 3.0 V6	85 97 100 103 79 66 108 80 116 98 140 152	10/00→05/04 11/95→05/04 08/00→06/04 05/01→05/04 08/01→05/04 02/99→05/04 04/96→05/04 01/96→05/04 07/00→05/04 03/00→05/04 10/96→05/04 03/00→05/04		→ 04/04		11.0441-3305.2 250006	ATE
2.0 2.0 16V 3.0 24V	104 99 143	11/96→03/99 01/99→08/00 01/98→06/99				11.0441-3305.2 250006	ATE
2.0 HDi 110	80	06/98→08/01		02/99→		11.0441-3305.2 250006	ATE
3.0 V6	154	03/99→12/01		03/00→		11.0441-3305.2 250006	ATE
<b>Bremsschlauch</b>							
1.6 1.8 1.8 16V	65 66 85	11/95→05/04 05/97→05/04 10/00→05/04	←	☐; → 04/04; BOSCH ☐; → 04/04; BOSCH		24.5130-0526.3 330584 24.5130-0527.3 330585	L= 526 L= 526
1.9 D 1.9 TD 1.9 TD 2.0 HDi 110 2.0 HDi 90 2.0 Turbo 2.1 TD 12V 2.2	55 66 68 79 66 108 80 116	10/96→05/04 01/96→05/04 01/96→05/04 08/01→05/04 02/99→05/04 04/96→05/04 01/96→05/04 07/00→05/04	➡	→ 04/04	2	24.5228-0280.3 330532	L= 280
1.8 1.8 16V 1.9 TD 2.0	74 81 69 104	10/96→03/99 11/95→10/00 10/95→10/97 11/96→03/99	←	☐; BOSCH ☐; BOSCH		24.5130-0526.3 330584 24.5130-0527.3 330585	L= 526 L= 526
1.8 Bifuel	81	04/99→05/03	←	☐; → 10/00; BOSCH ☐; → 10/00; BOSCH → 10/00	2	24.5130-0526.3 330584 24.5130-0527.3 330585 24.5228-0280.3 330532	L= 526 L= 526 L= 280
↓							










	kw			 	! #			
<b>PEUGEOT - 406 (8B) 10/95→01/05</b>								
<b>Bremsschlauch</b>								
2.0 16V	97	11/95→05/04	←	Orga 08883→; → 04/04; + ABS	2	24.5111-0535.3	330684	L= 535
			←	☐; Orga 08638→ Orga 08882; + ABS		24.5130-0526.3	330584	L= 526
			←	☐; → 04/04; BOSCH		24.5130-0526.3	330584	L= 526
			←	☐; → 04/04; BOSCH		24.5130-0527.3	330585	L= 526
			←	☐; Orga 08638→ Orga 08882; + ABS		24.5130-0527.3	330585	L= 526
			→	→ 04/04	2	24.5228-0280.3	330532	L= 280
2.0 16V	99	01/99→08/00	←	☐; Orga 08638→		24.5130-0526.3	330584	L= 526
			←	☐; BOSCH		24.5130-0526.3	330584	L= 526
			←	☐; BOSCH		24.5130-0527.3	330585	L= 526
			←	☐; Orga 08638→		24.5130-0527.3	330585	L= 526
			→		2	24.5228-0280.3	330532	L= 280
2.0 16V	100	08/00→06/04	←	Orga 08883→; → 04/04; + ABS	2	24.5111-0535.3	330684	L= 535
			←	☐; → 04/04; BOSCH		24.5130-0526.3	330584	L= 526
			←	☐; → 04/04; BOSCH		24.5130-0527.3	330585	L= 526
			→	→ 04/04	2	24.5228-0280.3	330532	L= 280
2.0 16V HPI	103	05/01→05/04	←	→ 04/04; + ABS	2	24.5111-0535.3	330684	L= 535
			←	☐; → 04/04; BOSCH		24.5130-0526.3	330584	L= 526
			←	☐; → 04/04; + ABS		24.5130-0526.3	330584	L= 526
			←	☐; → 04/04; + ABS		24.5130-0527.3	330585	L= 526
			←	☐; → 04/04; BOSCH		24.5130-0527.3	330585	L= 526
			→	→ 04/04	2	24.5228-0280.3	330532	L= 280
2.0 HDI 110	80	06/98→08/01	←	☐; 02/99→; BOSCH		24.5130-0526.3	330584	L= 526
			←	☐; 02/99→; BOSCH		24.5130-0527.3	330585	L= 526
			→	02/99→	2	24.5228-0280.3	330532	L= 280
2.2 HDi 3.0 24V 3.0 V6	98 140 152	03/00→05/04 10/96→05/04 03/00→05/04	←	Orga 08883→; → 04/04; + ABS	2	24.5111-0535.3	330684	L= 535
			←	☐; Orga 08338→ Orga 08882; + ABS		24.5130-0526.3	330584	L= 526
			←	☐; → 04/04; BOSCH		24.5130-0526.3	330584	L= 526
			←	☐; → 04/04; BOSCH		24.5130-0527.3	330585	L= 526
			←	☐; Orga 08338→ Orga 08882; + ABS		24.5130-0527.3	330585	L= 526
			→	→ 04/04	2	24.5228-0280.3	330532	L= 280
3.0 24V	143	01/98→06/99	←	Orga 08883→; + ABS	2	24.5111-0535.3	330684	L= 535
			←	☐; Orga 08338→ Orga 08882; + ABS		24.5130-0526.3	330584	L= 526
			←	☐; BOSCH		24.5130-0526.3	330584	L= 526
			←	☐; BOSCH		24.5130-0527.3	330585	L= 526
			←	☐; Orga 08338→ Orga 08882; + ABS		24.5130-0527.3	330585	L= 526
			→		2	24.5228-0280.3	330532	L= 280
3.0 V6	154	03/99→12/01	←	Orga 08883→; + ABS	2	24.5111-0535.3	330684	L= 535
			←	☐; Orga 08338→ Orga 08882; + ABS		24.5130-0526.3	330584	L= 526
			←	☐; 03/00→; BOSCH		24.5130-0526.3	330584	L= 526
			←	☐; Orga 08338→ Orga 08882; + ABS		24.5130-0527.3	330585	L= 526
			←	☐; 03/00→; BOSCH		24.5130-0527.3	330585	L= 526
			→	03/00→	2	24.5228-0280.3	330532	L= 280
<b>PEUGEOT - 406 Break (8E/F) 10/96→10/04</b>								
<b>Bremssattel</b>								
1.8 1.9 D	66	05/97→10/04	←	☐; → 04/04		24.3571-1717.5	240227	TRW Ø 57 - Halter
	55	10/96→10/04	←	☐; → 04/04		24.3571-1718.5	240228	TRW Ø 57 - Halter
1.8 16V	81	10/96→10/00	←	☐		24.3571-1717.5	240227	TRW Ø 57 - Halter
			←	☐		24.3571-1718.5	240228	TRW Ø 57 - Halter
1.8 16V	85	10/00→10/04	←	☐; → 04/04		24.3571-1717.5	240227	TRW Ø 57 - Halter
			←	☐; → 04/04		24.3571-1718.5	240228	TRW Ø 57 - Halter
			←	☐; → 04/04		11.3331-0037.2	220395	ATE Ø 33 - Halter
			→	☐; → 04/04		24.3331-0037.5	240547	ATE Ø 33 - Halter
↓								










	kW			 	! #		
<b>PEUGEOT - 406 Break (8E/F) 10/96→10/04</b>							
<b>Bremssattel</b>							
1.8 16V	85	10/00→10/04	→	☐; → 04/04		11.3331-0038.2 220396 24.3331-0038.5 240548	ATE Ø 33 - Halter ATE Ø 33 - Halter
1.9 TD	66	10/96→10/04	←	☐; → 04/04		24.3571-1715.5 240225	TRW Ø 57 - Halter
			←	☐; → 04/04		24.3571-1716.5 240226	TRW Ø 57 - Halter
2.0	104	11/96→03/99	←	☐		24.3571-1715.5 240225	TRW Ø 57 - Halter
2.0 16V	99	01/99→10/00	←	☐		24.3571-1716.5 240226	TRW Ø 57 - Halter
			→	☐		11.3331-0037.2 220395	ATE Ø 33 - Halter
			→	☐		24.3331-0037.5 240547	ATE Ø 33 - Halter
			→	☐		11.3331-0038.2 220396	ATE Ø 33 - Halter
			→	☐		24.3331-0038.5 240548	ATE Ø 33 - Halter
2.0 16V	97	10/96→10/04	←	☐; → 04/04		24.3571-1715.5 240225	TRW Ø 57 - Halter
2.0 16V	100	10/00→10/04	←	☐; → 04/04		24.3571-1716.5 240226	TRW Ø 57 - Halter
2.0 16V HPi	103	05/01→10/04	←	☐; → 04/04		24.3571-1716.5 240226	TRW Ø 57 - Halter
2.0 HDi 110	79	08/01→10/04	→	☐; → 04/04		11.3331-0037.2 220395	ATE Ø 33 - Halter
2.0 HDi 90	66	02/99→10/04	→	☐; → 04/04		24.3331-0037.5 240547	ATE Ø 33 - Halter
2.0 Turbo	108	10/96→10/04	→	☐; → 04/04		11.3331-0038.2 220396	ATE Ø 33 - Halter
2.1 TD 12V	80	10/96→10/04	→	☐; → 04/04		11.3331-0038.2 220396	ATE Ø 33 - Halter
2.2	116	07/00→10/04	→	☐; → 04/04		24.3331-0038.5 240548	ATE Ø 33 - Halter
2.2 HDi	98	03/00→10/04	→	☐; → 04/04		24.3331-0038.5 240548	ATE Ø 33 - Halter
3.0 24V	140	10/96→10/04	→	☐; → 04/04		24.3331-0038.5 240548	ATE Ø 33 - Halter
3.0 V6	152	03/00→10/04	→	☐; → 04/04		24.3331-0038.5 240548	ATE Ø 33 - Halter
2.0 HDi 110	80	02/99→04/04	←	☐; → 08/01		24.3571-1715.5 240225	TRW Ø 57 - Halter
			←	☐; → 08/01		24.3571-1716.5 240226	TRW Ø 57 - Halter
			→	☐; → 08/01		11.3331-0037.2 220395	ATE Ø 33 - Halter
			→	☐; → 08/01		24.3331-0037.5 240547	ATE Ø 33 - Halter
			→	☐; → 08/01		11.3331-0038.2 220396	ATE Ø 33 - Halter
			→	☐; → 08/01		24.3331-0038.5 240548	ATE Ø 33 - Halter
<b>Dichtungssatz, Bremssattel</b>							
1.8 16V	85	10/00→10/04		→ 04/04		11.0441-3305.2 250006	ATE
2.0 16V	97	10/96→10/04					
2.0 16V	100	10/00→10/04					
2.0 16V HPi	103	05/01→10/04					
2.0 HDi 110	79	08/01→10/04					
2.0 HDi 90	66	02/99→10/04					
2.0 Turbo	108	10/96→10/04					
2.1 TD 12V	80	10/96→10/04					
2.2	116	07/00→10/04					
2.2 HDi	98	03/00→10/04					
3.0 24V	140	10/96→10/04					
3.0 V6	152	03/00→10/04					
2.0	104	11/96→03/99				11.0441-3305.2 250006	ATE
2.0 16V	99	01/99→10/00					
2.0 HDi 110	80	02/99→04/04		→ 08/01		11.0441-3305.2 250006	ATE
<b>Bremsschlauch</b>							
1.8	66	05/97→10/04	←	☐; → 04/04		24.5130-0526.3 330584	L= 526
1.9 D	55	10/96→10/04	←	☐; → 04/04		24.5130-0527.3 330585	L= 526
1.9 TD	66	10/96→10/04	→	→ 04/04	2	24.5228-0280.3 330532	L= 280
1.8 16V	81	10/96→10/00	←	☐		24.5130-0526.3 330584	L= 526
			←	☐		24.5130-0527.3 330585	L= 526
			→		2	24.5228-0280.3 330532	L= 280
1.8 16V	85	10/00→10/04	←	Orga 08883→; → 04/04; + ABS	2	24.5111-0535.3 330684	L= 535
2.0 16V	97	10/96→10/04	←	☐; →Orga 08882; + ABS		24.5130-0526.3 330584	L= 526
2.0 Turbo	108	10/96→10/04	←	☐; → 04/04; - ABS		24.5130-0526.3 330584	L= 526
2.1 TD 12V	80	10/96→10/04	←	☐; → 04/04; - ABS		24.5130-0526.3 330584	L= 526
2.2	116	07/00→10/04	←	☐; →Orga 08882; + ABS		24.5130-0527.3 330585	L= 526
2.2 HDi	98	03/00→10/04	←	☐; → 04/04; - ABS		24.5130-0527.3 330585	L= 526
3.0 24V	140	10/96→10/04	←	☐; → 04/04; - ABS		24.5130-0527.3 330585	L= 526
3.0 V6	152	03/00→10/04	→	→ 04/04	2	24.5228-0280.3 330532	L= 280
2.0	104	11/96→03/99	←	Orga 08883→; + ABS	2	24.5111-0535.3 330684	L= 535
			←	☐; →Orga 08882; + ABS		24.5130-0526.3 330584	L= 526
			←	☐; - ABS		24.5130-0526.3 330584	L= 526
			←	☐; →Orga 08882; + ABS		24.5130-0527.3 330585	L= 526
			←	☐; - ABS		24.5130-0527.3 330585	L= 526
			→		2	24.5228-0280.3 330532	L= 280
↓							



















	kw			 	! #					
<b>PEUGEOT - 406 Break (8E/F) 10/96→10/04</b>										
<b>Bremsschlauch</b>										
2.0 16V	99	01/99→10/00	←	☐; + ABS	2	24.5130-0526.3	330584	L= 526		
			←	☐; - ABS				L= 526		
			←	☐; + ABS				L= 526		
			←	☐; - ABS				L= 526		
			→					L= 280		
2.0 16V	100	10/00→10/04	←	Orga 08883→; → 04/04	2	24.5111-0535.3	330684	L= 535		
			←	☐; → 04/04; - ABS				L= 526		
			←	☐; →Orga 08882; + ABS				L= 526		
			←	☐; →Orga 08882; + ABS				L= 526		
			←	☐; → 04/04; - ABS				L= 526		
			→	→ 04/04				L= 280		
2.0 16V HPI	103	05/01→10/04	←	Orga 08883→; → 04/04; + ABS	2	24.5111-0535.3	330684	L= 535		
			←	☐; → 04/04; - ABS				L= 526		
			←	☐; → 04/04; - ABS				L= 526		
			→	→ 04/04				L= 280		
2.0 HDi 110	79	08/01→10/04	←	Orga 08883→; → 04/04; - ABS	2	24.5111-0535.3	330684	L= 535		
			←	☐; → 04/04; - ABS				L= 526		
			←	☐; → 04/04; - ABS				L= 526		
			→	→ 04/04				L= 280		
2.0 HDi 110	80	02/99→04/04	←	Orga 08883→; → 08/01; + ABS	2	24.5111-0535.3	330684	L= 535		
			←	☐; → 08/01; + ABS				L= 526		
			←	☐; → 08/01; - ABS				L= 526		
			←	☐; → 08/01; - ABS				L= 526		
			←	☐; → 08/01; + ABS				L= 526		
→	→ 08/01	L= 280								
2.0 HDi 90	66	02/99→10/04	←	Orga 08883→; → 04/04; - ABS	2	24.5111-0535.3	330684	L= 535		
			←	☐; → 04/04; - ABS				L= 526		
			←	☐; →Orga 08882; - ABS				L= 526		
			←	☐; → 04/04; - ABS				L= 526		
			←	☐; →Orga 08882; - ABS				L= 526		
→	→ 04/04	L= 280								
<b>PEUGEOT - 406 Coupe (8C) 03/97→12/04</b>										
<b>Bremssattel</b>										
2.0 16V	97	03/97→12/04	←	☐	2	24.3571-1715.5	240225	TRW Ø 57 - Halter		
2.0 16V	99	01/99→10/00	←	☐				24.3571-1716.5	240226	TRW Ø 57 - Halter
2.0 16V	100	10/00→12/04	←	☐	2	11.3331-0037.2	220395	ATE Ø 33 - Halter		
2.2	116	03/02→12/04	→	☐				24.3331-0037.5	240547	ATE Ø 33 - Halter
			→	☐				11.3331-0038.2	220396	ATE Ø 33 - Halter
			→	☐				24.3331-0038.5	240548	ATE Ø 33 - Halter
			→	☐				11.3331-0038.2	220396	ATE Ø 33 - Halter
2.0 16V	99	04/99→09/04	←	☐; → 10/00	2	24.3571-1715.5	240225	TRW Ø 57 - Halter		
			←	☐; → 10/00				24.3571-1716.5	240226	TRW Ø 57 - Halter
			→	☐; → 10/00				11.3331-0037.2	220395	ATE Ø 33 - Halter
			→	☐; → 10/00				24.3331-0037.5	240547	ATE Ø 33 - Halter
			→	☐; → 10/00	11.3331-0038.2	220396	ATE Ø 33 - Halter			
			→	☐; → 10/00	24.3331-0038.5	240548	ATE Ø 33 - Halter			
2.2 HDI	98	03/00→12/04	←	☐; 06/02→	2	24.3571-1715.5	240225	TRW Ø 57 - Halter		
			←	☐; 06/02→				24.3571-1716.5	240226	TRW Ø 57 - Halter
			→	☐				11.3331-0037.2	220395	ATE Ø 33 - Halter
			→	☐				24.3331-0037.5	240547	ATE Ø 33 - Halter
			→	☐	11.3331-0038.2	220396	ATE Ø 33 - Halter			
			→	☐	24.3331-0038.5	240548	ATE Ø 33 - Halter			
3.0 24V 3.0 V6 3.0 V6 24V	143	05/97→06/99	→	☐	2	11.3331-0037.2	220395	ATE Ø 33 - Halter		
	152	03/00→12/04	→	☐				24.3331-0037.5	240547	ATE Ø 33 - Halter
	140	03/97→12/04	→	☐				11.3331-0038.2	220396	ATE Ø 33 - Halter
↓										








	kW					! #			
<b>PEUGEOT - 406 Coupe (8C) 03/97→12/04</b>									
 <b>Bremssattel</b>									
3.0 24V	143	05/97→06/99	➔	☐			24.3331-0038.5	240548	ATE Ø 33 - Halter
3.0 V6	152	03/00→12/04							
3.0 V6 24V	140	03/97→12/04							
3.0 V6	154	03/99→06/01	➔	☐; 03/00→			11.3331-0037.2	220395	ATE Ø 33 - Halter
							24.3331-0037.5	240547	ATE Ø 33 - Halter
			➔	☐; 03/00→			11.3331-0038.2	220396	ATE Ø 33 - Halter
							24.3331-0038.5	240548	ATE Ø 33 - Halter
<b>Dichtungssatz, Bremssattel</b>									
2.0 16V	97	03/97→12/04					11.0441-3305.2	250006	ATE
2.0 16V	99	01/99→10/00							
2.0 16V	100	10/00→12/04							
2.2	116	03/02→12/04							
2.2 HDI	98	03/00→12/04							
3.0 24V	143	05/97→06/99							
3.0 V6	152	03/00→12/04							
3.0 V6 24V	140	03/97→12/04							
2.0 16V	99	04/99→09/04	➔	→ 10/00			11.0441-3305.2	250006	ATE
3.0 V6	154	03/99→06/01	➔	03/00→			11.0441-3305.2	250006	ATE
 <b>Bremsschlauch</b>									
2.0 16V	97	03/97→12/04	➔			2	24.5228-0280.3	330532	L= 280
2.0 16V	99	01/99→10/00							
2.0 16V	100	10/00→12/04							
2.2	116	03/02→12/04							
2.2 HDI	98	03/00→12/04							
3.0 24V	143	05/97→06/99							
3.0 V6	152	03/00→12/04							
3.0 V6 24V	140	03/97→12/04							
2.0 16V	99	04/99→09/04	➔	→ 10/00		2	24.5228-0280.3	330532	L= 280
3.0 V6	154	03/99→06/01	➔	03/00→		2	24.5228-0280.3	330532	L= 280
<b>PEUGEOT - 407 (6D_) 05/04→</b>									
 <b>Bremssattel</b>									
1.6 HDi 110	80	05/04→	←	☐; → 02/11			24.3571-1745.7	220689	TRW Ø 57 - Halter
1.8	85	05/04→							
1.8 16V	92	09/05→	←	☐; → 02/11			24.3571-1746.7	220690	TRW Ø 57 - Halter
2.0	100	05/04→	➔	☐; → 02/11			24.3387-1707.7	220701	TRW Ø 38 - Halter
2.0 16V	103	09/05→	➔	☐; → 02/11			24.3387-1708.7	220702	TRW Ø 38 - Halter
2.0 Bioflex	103	09/07→	➔	☐; → 02/11			24.3387-1708.7	220702	TRW Ø 38 - Halter
2.0 16V	105	08/08→12/09	←	☐			24.3571-1745.7	220689	TRW Ø 57 - Halter
			←	☐			24.3571-1746.7	220690	TRW Ø 57 - Halter
			➔	☐			24.3387-1707.7	220701	TRW Ø 38 - Halter
			➔	☐			24.3387-1708.7	220702	TRW Ø 38 - Halter
2.0 HDi	103	08/08→	←	☐; → 02/11			11.9601-9731.2	220853	ATE Ø 60 - Halter
			←	☐; → 02/11			24.3571-1745.7	220689	TRW Ø 57 - Halter
			←	☐; → 02/11			11.9601-9732.2	220854	ATE Ø 60 - Halter
			➔	☐; → 02/11			24.3571-1746.7	220690	TRW Ø 57 - Halter
			➔	☐; → 02/11			24.3387-1707.7	220701	TRW Ø 38 - Halter
			➔	☐; → 02/11			24.3387-1708.7	220702	TRW Ø 38 - Halter
2.0 HDi	110	02/10→	←	☐; → 02/11			11.9601-9731.2	220853	ATE Ø 60 - Halter
2.0 HDi	120	07/09→	←	☐; → 02/11			11.9601-9732.2	220854	ATE Ø 60 - Halter
			➔	☐; → 02/11			24.3387-1707.7	220701	TRW Ø 38 - Halter
			➔	☐; → 02/11			24.3387-1708.7	220702	TRW Ø 38 - Halter
2.0 HDi 135	100	05/04→	←	☐; Orga 11683→; → 02/11			11.9601-9731.2	220853	ATE Ø 60 - Halter
			←	☐; Orga 11683→; → 02/11			11.9601-9732.2	220854	ATE Ø 60 - Halter
			←	☐; →Orga 11682			24.3571-1745.7	220689	TRW Ø 57 - Halter
			←	☐; →Orga 11682			24.3571-1746.7	220690	TRW Ø 57 - Halter
			➔	☐; → 02/11			24.3387-1707.7	220701	TRW Ø 38 - Halter
			➔	☐; → 02/11			24.3387-1708.7	220702	TRW Ø 38 - Halter
2.2	116	05/04→	←	☐; → 02/11			24.3451-1719.7	220763	TRW Ø 45 - Halter
2.2 16V	120	09/05→							
2.2 HDi	120	06/08→	←	☐; → 02/11			24.3451-1720.7	220764	TRW Ø 45 - Halter
2.2 HDi 170	125	05/06→	➔	☐; → 02/11			24.3387-1707.7	220701	TRW Ø 38 - Halter
2.7 HDi	150	10/05→	➔	☐; → 02/11			24.3387-1708.7	220702	TRW Ø 38 - Halter
↓									








	kw			 	! #		
<b>PEUGEOT - 407 (6D_) 05/04→</b>							
 <b>Bremssattel</b>							
3.0	155	05/04→	←	☐; Orga 12411→; → 02/11		11.9601-9883.2 220917	ATE Ø 60 - Halter
			←	☐; Orga 12411→; → 02/11		11.9601-9884.2 220918	ATE Ø 60 - Halter
			←	☐; →Orga 12410		24.3451-1719.7 220763	TRW Ø 45 - Halter
			←	☐; →Orga 12410		24.3451-1720.7 220764	TRW Ø 45 - Halter
			→	☐; → 02/11		24.3387-1707.7 220701	TRW Ø 38 - Halter
			→	☐; → 02/11		24.3387-1708.7 220702	TRW Ø 38 - Halter
<b>Feder, Bremssattel</b>							
2.0 HDi	103	08/08→		→ 02/11	2	11.8116-0356.1 390586	ATE
2.0 HDi	110	02/10→					
2.0 HDi	120	07/09→					
2.0 HDi 135	100	05/04→		Orga 11683→; → 02/11	2	11.8116-0356.1 390586	ATE
<b>Führungshülzensatz, Bremssattel</b>							
2.0 HDi	103	08/08→	←	→ 02/11		11.0101-5407.2 260011	ATE
2.0 HDi	110	02/10→					
2.0 HDi	120	07/09→					
2.0 HDi 135	100	05/04→	←	Orga 11683→; → 02/11		11.0101-5407.2 260011	ATE
3.0	155	05/04→	←	Orga 12411→; → 02/11		11.0101-5407.2 260011	ATE
<b>Dichtungssatz, Bremssattel</b>							
2.0 HDi	103	08/08→		→ 02/11		11.0441-6008.2 250038	ATE für Kolben-Ø [mm]: 60
2.0 HDi	110	02/10→					
2.0 HDi	120	07/09→					
2.0 HDi 135	100	05/04→		Orga 11683→; → 02/11		11.0441-6008.2 250038	ATE für Kolben-Ø [mm]: 60
3.0	155	05/04→		Orga 12411→; → 02/11		11.0441-6008.2 250038	ATE für Kolben-Ø [mm]: 60
<b>Zubehörsatz, Bremssattel</b>							
1.6 HDi 110	80	05/04→		→ 02/11		24.0101-3802.2 260100	TRW
1.8	85	05/04→				24.0101-3803.2 260101	TRW
1.8 16V	92	09/05→					
2.0	100	05/04→					
2.0 16V	103	09/05→					
2.0 Bioflex	103	09/07→					
2.0 HDi	103	08/08→					
2.2	116	05/04→					
2.2 16V	120	09/05→					
2.2 HDi	120	06/08→					
2.2 HDi 170	125	05/06→					
2.7 HDi	150	10/05→					
2.0 16V	105	08/08→12/09				24.0101-3802.2 260100	TRW
						24.0101-3803.2 260101	TRW
2.0 HDi	110	02/10→		→ 02/11		24.0101-3803.2 260101	TRW
2.0 HDi	120	07/09→					
2.0 HDi 135	100	05/04→		→Orga 11682		24.0101-3802.2 260100	TRW
				→ 02/11		24.0101-3803.2 260101	TRW
3.0	155	05/04→		→Orga 12410		24.0101-3802.2 260100	TRW
				→ 02/11		24.0101-3803.2 260101	TRW
 <b>Bremsschlauch</b>							
1.6 HDi 110	80	05/04→	←	☐; Orga 11126→; → 02/11		24.5161-0313.3 331219	L= 310 L2= 275 mit Rohrleitung
1.8	85	05/04→	←	☐; Orga 11126→; → 02/11		24.5161-0314.3 331220	L= 310 L2= 275 mit Rohrleitung
2.0	100	05/04→	←	☐; Orga 10332→ Orga 11125		24.5161-0315.3 331186	L= 310 L2= 275 mit Rohrleitung
2.0 HDi 135	100	05/04→	←	☐; Orga 10332→ Orga 11125		24.5161-0316.3 331187	L= 310 L2= 275 mit Rohrleitung
2.2	116	05/04→	→	☐; →Orga 11710		24.5151-0583.3 331019	L= 583,5
3.0	155	05/04→	→	☐; →Orga 11710		24.5151-0584.3 331020	L= 583,5
			→	☐; Orga 11711→; → 02/11		24.5151-0638.3 331141	L= 638
			→	☐; Orga 11711→; → 02/11		24.5151-0639.3 331142	L= 638
1.8 16V	92	09/05→	←	☐; Orga 11126→; → 02/11		24.5161-0313.3 331219	L= 310 L2= 275 mit Rohrleitung
2.0 16V	103	09/05→	←	☐; Orga 11126→; → 02/11		24.5161-0314.3 331220	L= 310 L2= 275 mit Rohrleitung
2.2 16V	120	09/05→	←	☐; →Orga 11125		24.5161-0315.3 331186	L= 310 L2= 275 mit Rohrleitung
2.2 HDi 170	125	05/06→	←	☐; →Orga 11125		24.5161-0316.3 331187	L= 310 L2= 275 mit Rohrleitung
2.7 HDi	150	10/05→	→	☐; →Orga 11710		24.5151-0583.3 331019	L= 583,5
			→	☐; →Orga 11710		24.5151-0584.3 331020	L= 583,5
			→	☐; Orga 11711→; → 02/11		24.5151-0638.3 331141	L= 638

	kw			 	! #		
<b>PEUGEOT - 407 (6D_) 05/04→</b>							
 <b>Bremsschlauch</b>							
1.8 16V 2.0 16V 2.2 16V 2.2 HDi 170 2.7 HDi	92 103 120 125 150	09/05→ 09/05→ 09/05→ 05/06→ 10/05→	→	☐; Orga 11711→; → 02/11		24.5151-0639.3 331142	L= 638
2.0 16V	105	08/08→12/09	←	☐; Orga 11126→		24.5161-0313.3 331219	L= 310 L2= 275 mit Rohrleitung
			←	☐; Orga 11126→		24.5161-0314.3 331220	L= 310 L2= 275 mit Rohrleitung
			←	☐; →Orga 11125		24.5161-0315.3 331186	L= 310 L2= 275 mit Rohrleitung
			←	☐; →Orga 11125		24.5161-0316.3 331187	L= 310 L2= 275 mit Rohrleitung
			→	☐; →Orga 11710		24.5151-0583.3 331019	L= 583,5
			→	☐; →Orga 11710		24.5151-0584.3 331020	L= 583,5
			→	☐; Orga 11711→		24.5151-0638.3 331141	L= 638
			→	☐; Orga 11711→		24.5151-0639.3 331142	L= 638
2.0 Bioflex	103	09/07→	←	☐; → 02/11		24.5161-0313.3 331219	L= 310 L2= 275 mit Rohrleitung
			←	☐; → 02/11		24.5161-0314.3 331220	L= 310 L2= 275 mit Rohrleitung
			→	☐; →Orga 11101		24.5151-0638.3 331141	L= 638
			→	☐; →Orga 11101		24.5151-0639.3 331142	L= 638
2.0 HDi 2.2 HDi	103 120	08/08→ 06/08→	←	☐; → 02/11		24.5161-0313.3 331219	L= 310 L2= 275 mit Rohrleitung
			←	☐; → 02/11		24.5161-0314.3 331220	L= 310 L2= 275 mit Rohrleitung
			→	☐; →Orga 11710		24.5151-0583.3 331019	L= 583,5
			→	☐; →Orga 11710		24.5151-0584.3 331020	L= 583,5
			→	☐; Orga 11711→; → 02/11		24.5151-0638.3 331141	L= 638
			→	☐; Orga 11711→; → 02/11		24.5151-0639.3 331142	L= 638
2.0 HDi 2.0 HDi	110 120	02/10→ 07/09→	←	☐; → 02/11		24.5161-0313.3 331219	L= 310 L2= 275 mit Rohrleitung
			←	☐; → 02/11		24.5161-0314.3 331220	L= 310 L2= 275 mit Rohrleitung
			→	☐; → 02/11		24.5151-0638.3 331141	L= 638
			→	☐; → 02/11		24.5151-0639.3 331142	L= 638
<b>PEUGEOT - 407 Coupe (6C_) 10/05→</b>							
 <b>Bremssattel</b>							
2.0 HDi	100	10/05→	←	☐; 07/07→ 12/11		24.3451-1719.7 220763	TRW Ø 45 - Halter
			←	☐; 07/07→ 12/11		24.3451-1720.7 220764	TRW Ø 45 - Halter
			→	☐; 07/07→ 12/11		24.3387-1707.7 220701	TRW Ø 38 - Halter
			→	☐; 07/07→ 12/11		24.3387-1708.7 220702	TRW Ø 38 - Halter
2.0 HDi	103	09/08→12/09	←	☐		24.3451-1719.7 220763	TRW Ø 45 - Halter
			←	☐		24.3451-1720.7 220764	TRW Ø 45 - Halter
			→	☐		24.3387-1707.7 220701	TRW Ø 38 - Halter
			→	☐		24.3387-1708.7 220702	TRW Ø 38 - Halter
2.0 HDi 2.0 HDi	110 120	02/10→ 06/09→	←	☐; → 12/11		11.9601-9731.2 220853	ATE Ø 60 - Halter
			←	☐; → 12/11		11.9601-9732.2 220854	ATE Ø 60 - Halter
			→	☐; → 12/11		24.3387-1707.7 220701	TRW Ø 38 - Halter
			→	☐; → 12/11		24.3387-1708.7 220702	TRW Ø 38 - Halter
2.2 16V 2.7 HDi	120 150	10/05→ 10/05→	←	☐; → 12/11		24.3451-1719.7 220763	TRW Ø 45 - Halter
			←	☐; → 12/11		24.3451-1720.7 220764	TRW Ø 45 - Halter
			→	☐; → 12/11		24.3387-1707.7 220701	TRW Ø 38 - Halter
			→	☐; → 12/11		24.3387-1708.7 220702	TRW Ø 38 - Halter
3.0 HDi	177	06/09→	←	☐; → 12/11		11.9601-9883.2 220917	ATE Ø 60 - Halter
			←	☐; → 12/11		11.9601-9884.2 220918	ATE Ø 60 - Halter
			→	☐; → 12/11		24.3387-1707.7 220701	TRW Ø 38 - Halter
			→	☐; → 12/11		24.3387-1708.7 220702	TRW Ø 38 - Halter
3.0 V6	155	10/05→	←	☐; Orga 12411→; → 12/11		11.9601-9883.2 220917	ATE Ø 60 - Halter
			←	☐; Orga 12411→; → 12/11		11.9601-9884.2 220918	ATE Ø 60 - Halter
			←	☐; →Orga 12410		24.3451-1719.7 220763	TRW Ø 45 - Halter
			←	☐; →Orga 12410		24.3451-1720.7 220764	TRW Ø 45 - Halter
			→	☐; → 12/11		24.3387-1707.7 220701	TRW Ø 38 - Halter










	kw			 	! #		
<b>PEUGEOT - 407 Coupe (6C_) 10/05→</b>							
 <b>Bremssattel</b>							
3.0 V6	155	10/05→	→	☐; → 12/11		24.3387-1708.7 220702	TRW Ø 38 - Halter
<b>Feder, Bremssattel</b>							
2.0 HDi 2.0 HDi	110 120	02/10→ 06/09→		→ 12/11	2	11.8116-0356.1 390586	ATE
<b>Führungshülzensatz, Bremssattel</b>							
2.0 HDi 2.0 HDi 3.0 HDi	110 120 177	02/10→ 06/09→ 06/09→	←	→ 12/11		11.0101-5407.2 260011	ATE
3.0 V6	155	10/05→	←	Orga 12411→; → 12/11		11.0101-5407.2 260011	ATE
<b>Dichtungssatz, Bremssattel</b>							
2.0 HDi 2.0 HDi 3.0 HDi	110 120 177	02/10→ 06/09→ 06/09→		→ 12/11		11.0441-6008.2 250038	ATE für Kolben-Ø [mm]: 60
3.0 V6	155	10/05→		Orga 12411→; → 12/11		11.0441-6008.2 250038	ATE für Kolben-Ø [mm]: 60
<b>Zubehörsatz, Bremssattel</b>							
2.0 HDi	100	10/05→		07/07→ 12/11		24.0101-3802.2 260100 24.0101-3803.2 260101	TRW TRW
2.0 HDi	103	09/08→12/09				24.0101-3802.2 260100 24.0101-3803.2 260101	TRW TRW
2.0 HDi 2.0 HDi 3.0 HDi	110 120 177	02/10→ 06/09→ 06/09→		→ 12/11		24.0101-3803.2 260101	TRW
2.2 16V 2.7 HDi	120 150	10/05→ 10/05→		→ 12/11		24.0101-3802.2 260100 24.0101-3803.2 260101	TRW TRW
3.0 V6	155	10/05→		→Orga 12410 → 12/11		24.0101-3802.2 260100 24.0101-3803.2 260101	TRW TRW
 <b>Bremsschlauch</b>							
2.0 HDi	100	10/05→	←	☐; 07/07→ 12/11		24.5161-0313.3 331219	L= 310 L2= 275 mit Rohrleitung
			←	☐; 07/07→ 12/11		24.5161-0314.3 331220	L= 310 L2= 275 mit Rohrleitung
			→	☐; 07/07→; →Orga 11710		24.5151-0583.3 331019	L= 583,5
			→	☐; 07/07→; →Orga 11710		24.5151-0584.3 331020	L= 583,5
			→	☐; → 12/11; Orga 11711→		24.5151-0638.3 331141	L= 638
			→	☐; → 12/11; Orga 11711→		24.5151-0639.3 331142	L= 638
2.0 HDi	103	09/08→12/09	←	☐		24.5161-0313.3 331219	L= 310 L2= 275 mit Rohrleitung
			←	☐		24.5161-0314.3 331220	L= 310 L2= 275 mit Rohrleitung
			→	☐; →Orga 11710		24.5151-0583.3 331019	L= 583,5
			→	☐; →Orga 11710		24.5151-0584.3 331020	L= 583,5
			→	☐; Orga 11711→		24.5151-0638.3 331141	L= 638
			→	☐; Orga 11711→		24.5151-0639.3 331142	L= 638
2.0 HDi	110	02/10→	←	☐; → 02/11		24.5161-0313.3 331219	L= 310 L2= 275 mit Rohrleitung
			←	☐; → 02/11		24.5161-0314.3 331220	L= 310 L2= 275 mit Rohrleitung
			→	☐; → 12/11		24.5151-0638.3 331141	L= 638
			→	☐; → 12/11		24.5151-0639.3 331142	L= 638
2.0 HDi	120	06/09→	←	☐; → 12/11		24.5161-0313.3 331219	L= 310 L2= 275 mit Rohrleitung
			←	☐; → 12/11		24.5161-0314.3 331220	L= 310 L2= 275 mit Rohrleitung
			→	☐; → 12/11		24.5151-0638.3 331141	L= 638
			→	☐; → 12/11		24.5151-0639.3 331142	L= 638
2.2 16V 2.7 HDi	120 150	10/05→ 10/05→	←	☐; Orga 11126→; → 12/11		24.5161-0313.3 331219	L= 310 L2= 275 mit Rohrleitung
			←	☐; Orga 11126→; → 12/11		24.5161-0314.3 331220	L= 310 L2= 275 mit Rohrleitung
			←	☐; →Orga 11125		24.5161-0315.3 331186	L= 310 L2= 275 mit Rohrleitung
			←	☐; →Orga 11125		24.5161-0316.3 331187	L= 310 L2= 275 mit Rohrleitung
			→	☐; →Orga 11710		24.5151-0583.3 331019	L= 583,5
			→	☐; →Orga 11710		24.5151-0584.3 331020	L= 583,5
			→	☐; → 12/11; Orga 11711→		24.5151-0638.3 331141	L= 638
			→	☐; → 12/11; Orga 11711→		24.5151-0639.3 331142	L= 638
↓							










	kw			 	! #		
<b>PEUGEOT - 407 Coupe (6C_) 10/05→</b>							
<b>Bremsschlauch</b>							
3.0 HDi	177	06/09→	←	☐; → 12/11		24.5161-0775.3 331412	L= 775 L1= 310 L2= 220
			←	☐; → 12/11		24.5161-0776.3 331413	L= 775 L1= 310 L2= 220
			→	☐; → 12/11		24.5151-0638.3 331141	L= 638
			→	☐; → 12/11		24.5151-0639.3 331142	L= 638
3.0 V6	155	10/05→	←	☐; Orga 11126→; → 12/11		24.5161-0313.3 331219	L= 310 L2= 275 mit Rohrleitung
			←	☐; Orga 11126→; → 12/11		24.5161-0314.3 331220	L= 310 L2= 275 mit Rohrleitung
			←	☐; → Orga 11125		24.5161-0315.3 331186	L= 310 L2= 275 mit Rohrleitung
			←	☐; → Orga 11125		24.5161-0316.3 331187	L= 310 L2= 275 mit Rohrleitung
			←	☐; Orga 12411→; → 12/11		24.5161-0775.3 331412	L= 775 L1= 310 L2= 220
			←	☐; Orga 12411→; → 12/11		24.5161-0776.3 331413	L= 775 L1= 310 L2= 220
			→	☐; → Orga 11710		24.5151-0583.3 331019	L= 583,5
			→	☐; → Orga 11710		24.5151-0584.3 331020	L= 583,5
			→	☐; → 12/11; Orga 11711→		24.5151-0638.3 331141	L= 638
			→	☐; → 12/11; Orga 11711→		24.5151-0639.3 331142	L= 638
<b>PEUGEOT - 407 SW (6E_) 05/04→</b>							
<b>Bremssattel</b>							
1.6 HDi 110 1.8 1.8 16V 2.0 2.0 16V 2.0 Bioflex	80 85 92 100 103 103	05/04→ 05/04→ 09/05→ 05/04→ 09/05→ 01/08→	←	☐; → 02/11		24.3571-1745.7 220689	TRW Ø 57 - Halter
			←	☐; → 02/11		24.3571-1746.7 220690	TRW Ø 57 - Halter
			→	☐; → 02/11		24.3387-1707.7 220701	TRW Ø 38 - Halter
			→	☐; → 02/11		24.3387-1708.7 220702	TRW Ø 38 - Halter
			→	☐; → 02/11		24.3387-1708.7 220702	TRW Ø 38 - Halter
2.0 HDi 2.0 HDi 135	93 100	11/04→ 05/04→	←	☐; Orga 11683→; → 02/11		11.9601-9731.2 220853	ATE Ø 60 - Halter
			←	☐; Orga 11683→; → 02/11		11.9601-9732.2 220854	ATE Ø 60 - Halter
			←	☐; → Orga 11682		24.3571-1745.7 220689	TRW Ø 57 - Halter
			←	☐; → Orga 11682		24.3571-1746.7 220690	TRW Ø 57 - Halter
			→	☐; → 02/11		24.3387-1707.7 220701	TRW Ø 38 - Halter
			→	☐; → 02/11		24.3387-1708.7 220702	TRW Ø 38 - Halter
2.0 HDi	103	08/08→	←	☐; → 02/11		11.9601-9731.2 220853	ATE Ø 60 - Halter
			←	☐; → 02/11		24.3571-1745.7 220689	TRW Ø 57 - Halter
			←	☐; → 02/11		11.9601-9732.2 220854	ATE Ø 60 - Halter
			→	☐; → 02/11		24.3571-1746.7 220690	TRW Ø 57 - Halter
			→	☐; → 02/11		24.3387-1707.7 220701	TRW Ø 38 - Halter
2.0 HDi 2.0 HDi	110 120	02/10→ 07/09→	←	☐; → 02/11		24.3387-1707.7 220701	TRW Ø 38 - Halter
			←	☐; → 02/11		11.9601-9731.2 220853	ATE Ø 60 - Halter
			→	☐; → 02/11		11.9601-9732.2 220854	ATE Ø 60 - Halter
			→	☐; → 02/11		24.3387-1707.7 220701	TRW Ø 38 - Halter
2.2 2.2 16V 2.2 HDi 2.2 HDi 170 2.7 HDi	116 120 120 125 150	05/04→ 09/05→ 06/08→ 05/06→ 10/05→	←	☐; → 02/11		24.3387-1707.7 220701	TRW Ø 38 - Halter
			←	☐; → 02/11		24.3387-1708.7 220702	TRW Ø 38 - Halter
			←	☐; → 02/11		24.3451-1719.7 220763	TRW Ø 45 - Halter
			←	☐; → 02/11		24.3451-1720.7 220764	TRW Ø 45 - Halter
			→	☐; → 02/11		24.3387-1707.7 220701	TRW Ø 38 - Halter
			→	☐; → 02/11		24.3387-1708.7 220702	TRW Ø 38 - Halter
3.0	155	05/04→	←	☐; Orga 12411→; → 02/11		11.9601-9883.2 220917	ATE Ø 60 - Halter
			←	☐; Orga 12411→; → 02/11		11.9601-9884.2 220918	ATE Ø 60 - Halter
			←	☐; → Orga 12410		24.3451-1719.7 220763	TRW Ø 45 - Halter
			←	☐; → Orga 12410		24.3451-1720.7 220764	TRW Ø 45 - Halter
			→	☐; → 02/11		24.3387-1707.7 220701	TRW Ø 38 - Halter
			→	☐; → 02/11		24.3387-1708.7 220702	TRW Ø 38 - Halter
<b>Feder, Bremssattel</b>							
2.0 HDi 2.0 HDi 135	93 100	11/04→ 05/04→		Orga 11683→; → 02/11	2	11.8116-0356.1 390586	ATE
				→ 02/11	2	11.8116-0356.1 390586	ATE
2.0 HDi 2.0 HDi 2.0 HDi ↓	103 110 120	08/08→ 02/10→ 07/09→					










	kw			 	! #		
<b>PEUGEOT - 407 SW (6E_) 05/04 →</b>							
<b>Führungshülzensatz, Bremsattel</b>							
2.0 HDi 2.0 HDi 135	93 100	11/04 → 05/04 →	←	Orga 11683 →; → 02/11		11.0101-5407.2 260011	ATE
2.0 HDi 2.0 HDi 2.0 HDi	103 110 120	08/08 → 02/10 → 07/09 →	←	→ 02/11		11.0101-5407.2 260011	ATE
3.0	155	05/04 →	←	Orga 12411 →; → 02/11		11.0101-5407.2 260011	ATE
<b>Dichtungssatz, Bremsattel</b>							
2.0 HDi 2.0 HDi 135	93 100	11/04 → 05/04 →		Orga 11683 →; → 02/11		11.0441-6008.2 250038	ATE für Kolben-Ø [mm]: 60
2.0 HDi 2.0 HDi 2.0 HDi	103 110 120	08/08 → 02/10 → 07/09 →		→ 02/11		11.0441-6008.2 250038	ATE für Kolben-Ø [mm]: 60
3.0	155	05/04 →		Orga 12411 →; → 02/11		11.0441-6008.2 250038	ATE für Kolben-Ø [mm]: 60
<b>Zubehörsatz, Bremsattel</b>							
1.6 HDi 110 1.8 1.8 16V 2.0 2.0 16V 2.0 Bioflex 2.0 HDi 2.2 2.2 16V 2.2 HDi 2.2 HDi 170 2.7 HDi	80 85 92 100 103 103 103 116 120 120 125 150	05/04 → 05/04 → 09/05 → 05/04 → 09/05 → 01/08 → 08/08 → 05/04 → 09/05 → 06/08 → 05/06 → 10/05 →		→ 02/11		24.0101-3802.2 260100 24.0101-3803.2 260101	TRW TRW
2.0 HDi 2.0 HDi 135	93 100	11/04 → 05/04 →		→ Orga 11682		24.0101-3802.2 260100	TRW
				→ 02/11		24.0101-3803.2 260101	TRW
2.0 HDi 2.0 HDi	110 120	02/10 → 07/09 →		→ 02/11		24.0101-3803.2 260101	TRW
3.0	155	05/04 →		→ Orga 12410		24.0101-3802.2 260100	TRW
				→ 02/11		24.0101-3803.2 260101	TRW
<b>Bremsschlauch</b>							
1.6 HDi 110 1.8 2.0 2.0 HDi 2.0 HDi 135 2.2 3.0	80 85 100 93 100 116 155	05/04 → 05/04 → 05/04 → 11/04 → 05/04 → 05/04 → 05/04 →	←	☐; Orga 11126 →; → 02/11		24.5161-0313.3 331219	L= 310 L2= 275 mit Rohrleitung
			←	☐; Orga 11126 →; → 02/11		24.5161-0314.3 331220	L= 310 L2= 275 mit Rohrleitung
			←	☐; Orga 10332 → Orga 11125		24.5161-0315.3 331186	L= 310 L2= 275 mit Rohrleitung
			←	☐; Orga 10332 → Orga 11125		24.5161-0316.3 331187	L= 310 L2= 275 mit Rohrleitung
			→	☐; → Orga 11710		24.5151-0583.3 331019	L= 583,5
			→	☐; → Orga 11710		24.5151-0584.3 331020	L= 583,5
			→	☐; Orga 11711 →; → 02/11		24.5151-0638.3 331141	L= 638
			→	☐; Orga 11711 →; → 02/11		24.5151-0639.3 331142	L= 638
1.8 16V 2.0 16V 2.2 16V 2.2 HDi 170 2.7 HDi	92 103 120 125 150	09/05 → 09/05 → 09/05 → 05/06 → 10/05 →	←	☐; Orga 11126 →; → 02/11		24.5161-0313.3 331219	L= 310 L2= 275 mit Rohrleitung
			←	☐; Orga 11126 →; → 02/11		24.5161-0314.3 331220	L= 310 L2= 275 mit Rohrleitung
			←	☐; → Orga 11125		24.5161-0315.3 331186	L= 310 L2= 275 mit Rohrleitung
			←	☐; → Orga 11125		24.5161-0316.3 331187	L= 310 L2= 275 mit Rohrleitung
			→	☐; → Orga 11710		24.5151-0583.3 331019	L= 583,5
			→	☐; → Orga 11710		24.5151-0584.3 331020	L= 583,5
			→	☐; Orga 11711 →; → 02/11		24.5151-0638.3 331141	L= 638
			→	☐; Orga 11711 →; → 02/11		24.5151-0639.3 331142	L= 638
2.0 Bioflex	103	01/08 →	←	☐; → 02/11		24.5161-0313.3 331219	L= 310 L2= 275 mit Rohrleitung
			←	☐; → 02/11		24.5161-0314.3 331220	L= 310 L2= 275 mit Rohrleitung
			→	☐; → Orga 11101		24.5151-0638.3 331141	L= 638
			→	☐; → Orga 11101		24.5151-0639.3 331142	L= 638
2.0 HDi 2.2 HDi	103 120	08/08 → 06/08 →	←	☐; → 02/11		24.5161-0313.3 331219	L= 310 L2= 275 mit Rohrleitung
			←	☐; → 02/11		24.5161-0314.3 331220	L= 310 L2= 275 mit Rohrleitung
			→	☐; → Orga 11710		24.5151-0583.3 331019	L= 583,5
			→	☐; → Orga 11710		24.5151-0584.3 331020	L= 583,5
			→	☐; Orga 11711 →; → 02/11		24.5151-0638.3 331141	L= 638
			→	☐; Orga 11711 →; → 02/11		24.5151-0639.3 331142	L= 638
2.0 HDi 2.0 HDi ↓	110 120	02/10 → 07/09 →	←	☐; → 02/11		24.5161-0313.3 331219	L= 310 L2= 275 mit Rohrleitung











	kw			 	! #		
<b>PEUGEOT - 407 SW (6E_) 05/04→</b>							
<b>Bremsschlauch</b>							
2.0 HDi	110	02/10→	←	☐; → 02/11		24.5161-0314.3	331220 L= 310 L2= 275 mit Rohrleitung
2.0 HDi	120	07/09→	→	☐; → 02/11		24.5151-0638.3	331141 L= 638
			→	☐; → 02/11		24.5151-0639.3	331142 L= 638
<b>PEUGEOT - 505 (551A) 05/79→10/96</b>							
<b>Dichtungssatz, Bremssattel</b>							
2.0	72	09/85→09/95	←	→ 11/87		11.0441-5401.2	250027 ATE
<b>Bremsschlauch</b>							
2.0	72	09/85→09/95		→ 10/86; für Linkslenker		24.5228-0216.3	330908 L= 215
			←	→ 11/87	2	24.5112-0381.3	330711 L= 380
			→	→ 10/86	2	24.5228-0216.3	330908 L= 215
<b>PEUGEOT - 508 11/10→</b>							
<b>Bremssattel</b>							
1.6	120	01/12→	←	☐; für Bremsscheibendurchmesser [mm]: 340; für Bremsscheibendicke [mm]: 30		11.9601-9883.2	220917 ATE Ø 60 - Halter
1.6	121	09/11→					
1.6 BlueHDi 120	88	03/14→					
1.6 HDi	82	11/10→	←	☐; für Bremsscheibendurchmesser [mm]: 340; für Bremsscheibendicke [mm]: 30		11.9601-9884.2	220918 ATE Ø 60 - Halter
1.6 HDi	84	02/12→					
1.6 HDi	85	09/14→					
1.6 THP	110	11/10→	→	☐		11.9387-7089.2	220997 ATE Ø 38 - Halter
1.6 THP	115	11/10→					
1.6 VTi	85	11/10→	→	☐		11.9387-7090.2	220998 ATE Ø 38 - Halter
1.6 VTi	88	11/10→					
2.0 BlueHDi 150	110	04/14→					
2.0 BlueHDi 180	133	04/14→					
2.0 HDi	100	11/10→					
2.0 HDi	103	11/10→					
2.0 HDi	120	11/10→					
2.2 HDi	150	11/10→					
2.0 HDi Hybrid4 AWC	120	11/10→	←	☐; für Bremsscheibendurchmesser [mm]: 340; für Bremsscheibendicke [mm]: 30		11.9601-9883.2	220917 ATE Ø 60 - Halter
			←	☐; für Bremsscheibendurchmesser [mm]: 340; für Bremsscheibendicke [mm]: 30		11.9601-9884.2	220918 ATE Ø 60 - Halter
			→	☐; - eFSB		11.9387-7089.2	220997 ATE Ø 38 - Halter
			→	☐; - eFSB		11.9387-7090.2	220998 ATE Ø 38 - Halter
2.0 HDi Hybrid4 AWC	147	11/10→	←	☐; 06/12→; für Bremsscheibendurchmesser [mm]: 340; für Bremsscheibendicke [mm]: 30		11.9601-9883.2	220917 ATE Ø 60 - Halter
			←	☐; 06/12→; für Bremsscheibendurchmesser [mm]: 340; für Bremsscheibendicke [mm]: 30		11.9601-9884.2	220918 ATE Ø 60 - Halter
			→	☐; 06/12→; - eFSB		11.9387-7089.2	220997 ATE Ø 38 - Halter
			→	☐; 06/12→; - eFSB		11.9387-7090.2	220998 ATE Ø 38 - Halter
<b>Führungshülzensatz, Bremssattel</b>							
1.6	120	01/12→	←	für Bremsscheibendurchmesser [mm]: 340; für Bremsscheibendicke [mm]: 30		11.0101-5407.2	260011 ATE
1.6	121	09/11→					
1.6 BlueHDi 120	88	03/14→					
1.6 HDi	82	11/10→					
1.6 HDi	84	02/12→					
1.6 HDi	85	09/14→					
1.6 THP	110	11/10→					
1.6 THP	115	11/10→					
1.6 VTi	85	11/10→					
1.6 VTi	88	11/10→					
2.0 BlueHDi 150	110	04/14→					
2.0 BlueHDi 180	133	04/14→					
2.0 HDi	100	11/10→					
2.0 HDi	103	11/10→					
2.0 HDi	120	11/10→					
2.0 HDi Hybrid4 AWC	120	11/10→					
2.2 HDi	150	11/10→					
2.0 HDi Hybrid4 AWC	147	11/10→	←	06/12→; für Bremsscheibendurchmesser [mm]: 340; für Bremsscheibendicke [mm]: 30		11.0101-5407.2	260011 ATE
<b>Führungsbolzen, Bremssattel</b>							
1.6	120	01/12→		für Bremsscheibendurchmesser [mm]: 340; für Bremsscheibendicke [mm]: 30		11.8171-0008.1	990049 ATE
1.6	121	09/11→					






















	kW			 	! #		
<b>PEUGEOT - 508 11/10→</b>							
<b>Führungsbolzen, Bremsattel</b>							
1.6 BlueHdI 120	88	03/14→		für Bremsscheibendurchmesser [mm]: 340; für Bremsscheibendicke [mm]: 30	11.8171-0008.1	990049	ATE
1.6 HdI	82	11/10→					
1.6 HdI	84	02/12→					
1.6 HdI	85	09/14→					
1.6 THP	110	11/10→					
1.6 THP	115	11/10→					
1.6 VTi	85	11/10→					
1.6 VTi	88	11/10→					
2.0 BlueHdI 150	110	04/14→					
2.0 BlueHdI 180	133	04/14→					
2.0 HdI	100	11/10→					
2.0 HdI	103	11/10→					
2.0 HdI	120	11/10→					
2.0 HdI Hybrid4 AWC	120	11/10→					
2.2 HdI	150	11/10→					
2.0 HdI Hybrid4 AWC	147	11/10→		06/12→; für Bremsscheibendurchmesser [mm]: 340; für Bremsscheibendicke [mm]: 30	11.8171-0008.1	990049	ATE
<b>Dichtungssatz, Bremsattel</b>							
1.6	120	01/12→		für Bremsscheibendurchmesser [mm]: 340; für Bremsscheibendicke [mm]: 30	11.0441-6008.2	250038	ATE für Kolben-Ø [mm]: 60
1.6	121	09/11→					
1.6 BlueHdI 120	88	03/14→					
1.6 HdI	82	11/10→					
1.6 HdI	84	02/12→					
1.6 HdI	85	09/14→					
1.6 THP	110	11/10→					
1.6 THP	115	11/10→					
1.6 VTi	85	11/10→					
1.6 VTi	88	11/10→					
2.0 BlueHdI 150	110	04/14→					
2.0 BlueHdI 180	133	04/14→					
2.0 HdI	100	11/10→					
2.0 HdI	103	11/10→					
2.0 HdI	120	11/10→					
2.0 HdI Hybrid4 AWC	120	11/10→		06/12→; für Bremsscheibendurchmesser [mm]: 340; für Bremsscheibendicke [mm]: 30	11.0441-6008.2	250038	ATE für Kolben-Ø [mm]: 60
2.0 HdI Hybrid4 AWC	147	11/10→					
<b> Bremschlauch</b>							
1.6	120	01/12→	→		24.5151-0638.3	331141	L= 638
1.6	121	09/11→	→				
1.6 BlueHdI 120	88	03/14→	→				
1.6 HdI	82	11/10→					
1.6 HdI	84	02/12→					
1.6 HdI	85	09/14→					
1.6 THP	110	11/10→					
1.6 THP	115	11/10→					
1.6 VTi	85	11/10→					
1.6 VTi	88	11/10→					
2.0 BlueHdI 150	110	04/14→					
2.0 BlueHdI 180	133	04/14→					
2.0 HdI	100	11/10→					
2.0 HdI	103	11/10→					
2.0 HdI	120	11/10→					
2.2 HdI	150	11/10→	←		24.5161-0775.3	331412	L= 775 L1= 310 L2= 220
			←		24.5161-0776.3	331413	L= 775 L1= 310 L2= 220
			→		24.5151-0638.3	331141	L= 638
			→		24.5151-0639.3	331142	L= 638
<b>PEUGEOT - 508 SW 11/10→</b>							
<b> Bremsattel</b>							
1.6	121	02/12→	←	für Bremsscheibendurchmesser [mm]: 340; für Bremsscheibendicke [mm]: 30	11.9601-9883.2	220917	ATE Ø 60 - Halter
1.6 BlueHdI 120	88	03/14→					
1.6 HdI	82	11/10→					
1.6 HdI	84	02/12→	←				
1.6 HdI	85	09/14→					
1.6 THP	110	11/10→					
1.6 THP	115	11/10→					
1.6 VTi	85	11/10→	→				
1.6 VTi	88	11/10→					
2.0 BlueHdI 150	110	04/14→	→				
2.0 BlueHdI 180	133	04/14→					
2.0 HdI	100	11/10→					
2.0 HdI	103	11/10→					
2.0 HdI	120	11/10→					
2.2 HdI	150	11/10→					
↓							













	kW			 	! #		
<b>PEUGEOT - 508 SW 11/10→</b>							
 <b>Bremssattel</b>							
2.0 HDi 180 RXH 2.0 HDi RXH Hybrid4	133 120	10/14→ 11/10→	←	☐; für Bremsscheibendurchmesser [mm]: 340; für Bremsscheibendicke [mm]: 30	11.9601-9883.2	220917	ATE Ø 60 - Halter
			←	☐; für Bremsscheibendurchmesser [mm]: 340; für Bremsscheibendicke [mm]: 30	11.9601-9884.2	220918	ATE Ø 60 - Halter
<b>Führungshülzensatz, Bremssattel</b>							
1.6 1.6 BlueHDi 120 1.6 HDi 1.6 HDi 1.6 HDi 1.6 THP 1.6 THP 1.6 VTi 1.6 VTi 2.0 BlueHDi 150 2.0 BlueHDi 180 2.0 HDi 2.0 HDi 2.0 HDi 2.0 HDi 2.0 HDi 180 RXH 2.0 HDi RXH Hybrid4 2.2 HDi	121 88 82 84 85 110 115 85 88 110 133 100 103 120 133 120 150	02/12→ 03/14→ 11/10→ 02/12→ 09/14→ 11/10→ 11/10→ 11/10→ 11/10→ 04/14→ 04/14→ 11/10→ 11/10→ 11/10→ 10/14→ 11/10→ 11/10→	←	für Bremsscheibendurchmesser [mm]: 340; für Bremsscheibendicke [mm]: 30	11.0101-5407.2	260011	ATE
<b>Führungsbolzen, Bremssattel</b>							
1.6 1.6 BlueHDi 120 1.6 HDi 1.6 HDi 1.6 HDi 1.6 THP 1.6 THP 1.6 VTi 1.6 VTi 2.0 BlueHDi 150 2.0 BlueHDi 180 2.0 HDi 2.0 HDi 2.0 HDi 2.0 HDi 2.0 HDi 180 RXH 2.0 HDi RXH Hybrid4 2.2 HDi	121 88 82 84 85 110 115 85 88 110 133 100 103 120 133 120 150	02/12→ 03/14→ 11/10→ 02/12→ 09/14→ 11/10→ 11/10→ 11/10→ 11/10→ 04/14→ 04/14→ 11/10→ 11/10→ 11/10→ 10/14→ 11/10→ 11/10→		für Bremsscheibendurchmesser [mm]: 340; für Bremsscheibendicke [mm]: 30	11.8171-0008.1	990049	ATE
<b>Dichtungssatz, Bremssattel</b>							
1.6 1.6 BlueHDi 120 1.6 HDi 1.6 HDi 1.6 HDi 1.6 THP 1.6 THP 1.6 VTi 1.6 VTi 2.0 BlueHDi 150 2.0 BlueHDi 180 2.0 HDi 2.0 HDi 2.0 HDi 2.0 HDi 2.0 HDi 180 RXH 2.0 HDi RXH Hybrid4 2.2 HDi	121 88 82 84 85 110 115 85 88 110 133 100 103 120 133 120 150	02/12→ 03/14→ 11/10→ 02/12→ 09/14→ 11/10→ 11/10→ 11/10→ 11/10→ 04/14→ 04/14→ 11/10→ 11/10→ 11/10→ 10/14→ 11/10→ 11/10→		für Bremsscheibendurchmesser [mm]: 340; für Bremsscheibendicke [mm]: 30	11.0441-6008.2	250038	ATE für Kolben-Ø [mm]: 60
 <b>Bremsschlauch</b>							
1.6 1.6 BlueHDi 120 1.6 HDi 1.6 HDi 1.6 HDi 1.6 THP 1.6 THP 1.6 VTi 1.6 VTi 2.0 BlueHDi 150 2.0 HDi	121 88 82 84 85 110 115 85 88 110 120	02/12→ 03/14→ 11/10→ 02/12→ 09/14→ 11/10→ 11/10→ 11/10→ 11/10→ 04/14→ 11/10→	→	☐	24.5151-0638.3	331141	L= 638
			→	☐	24.5151-0639.3	331142	L= 638
2.0 HDi 2.0 HDi 2.2 HDi	100 103 150	11/10→ 11/10→ 11/10→	←	☐	24.5161-0775.3	331412	L= 775 L1= 310 L2= 220
			←	☐	24.5161-0776.3	331413	L= 775 L1= 310 L2= 220
			→	☐	24.5151-0638.3	331141	L= 638
↓							








	kw			 	! #		
<b>PEUGEOT - 508 SW 11/10→</b>							
 <b>Bremsschlauch</b>							
2.0 HDi	100	11/10→	→			24.5151-0639.3	331142 L= 638
2.0 HDi	103	11/10→					
2.2 HDi	150	11/10→					
<b>PEUGEOT - 605 (6B) 06/89→09/99</b>							
<b>Feder, Bremssattel</b>							
3.0 SV 24	147	08/89→09/99	←	S 90807684→	2	11.8116-0143.1	390513 ATE
3.0 V6	140	04/97→09/99	←		2	11.8116-0143.1	390513 ATE
<b>Führungshülzensatz, Bremssattel</b>							
3.0 SV 24	147	08/89→09/99	←	S 90807684→		11.0101-5407.2	260011 ATE
3.0 V6	140	04/97→09/99	←			11.0101-5407.2	260011 ATE
<b>Führungsbolzen, Bremssattel</b>							
3.0 SV 24	147	08/89→09/99	←	S 90807684→		11.8171-0008.1	990049 ATE
3.0 V6	140	04/97→09/99	←			11.8171-0008.1	990049 ATE
<b>Dichtungssatz, Bremssattel</b>							
2.0	79	02/90→09/99	→	04/90→		11.0441-3305.2	250006 ATE
2.0	84	06/89→09/99					
2.0	89	06/89→09/99					
3.0	123	10/89→09/99					
2.0 16V	97	07/94→09/99	→	09/94→		11.0441-3305.2	250006 ATE
2.0 Turbo	108	07/91→09/99					
2.5 Turbo Diesel	95	07/94→09/99					
2.0 Turbo	104	07/92→09/99	→	12/92→ 08/94		11.0441-3305.2	250006 ATE
2.1 D	60	06/89→07/95	→	04/90→ 08/94		11.0441-3305.2	250006 ATE
2.1 TD 12V	80	08/94→09/99	→			11.0441-3305.2	250006 ATE
2.1 Turbo Diesel	80	06/89→09/99	→	10/90→		11.0441-3305.2	250006 ATE
3.0 SV 24	147	08/89→09/99	←	S 90807684→		11.0441-5703.2	250145 ATE
			→	04/90→		11.0441-3305.2	250006 ATE
3.0 V6	140	04/97→09/99	←			11.0441-5703.2	250145 ATE
			→			11.0441-3305.2	250006 ATE
 <b>Bremsschlauch</b>							
2.0	79	02/90→09/99	←	04/90→	2	24.5118-0520.3	330600 L= 520
2.0	84	06/89→09/99					
2.0	89	06/89→09/99	→	04/90→	2	24.5111-0201.3	330498 L= 200
3.0	123	10/89→09/99				24.5229-0181.3	330533 L= 180
2.0 16V	97	07/94→09/99	←	09/94→	2	24.5118-0520.3	330600 L= 520
2.0 Turbo	108	07/91→09/99					
2.5 Turbo Diesel	95	07/94→09/99	→	09/94→	2	24.5111-0201.3	330498 L= 200
						24.5229-0181.3	330533 L= 180
2.0 Turbo	104	07/92→09/99	←	12/92→ 08/94	2	24.5118-0520.3	330600 L= 520
			→	12/92→ 08/94	2	24.5111-0201.3	330498 L= 200
						24.5229-0181.3	330533 L= 180
2.1 D	60	06/89→07/95	←	04/90→ 08/94	2	24.5118-0520.3	330600 L= 520
			→	04/90→ 08/94	2	24.5111-0201.3	330498 L= 200
						24.5229-0181.3	330533 L= 180
2.1 TD 12V	80	08/94→09/99	←		2	24.5118-0520.3	330600 L= 520
			→		2	24.5111-0201.3	330498 L= 200
						24.5229-0181.3	330533 L= 180
2.1 Turbo Diesel	80	06/89→09/99	←	10/90→	2	24.5118-0520.3	330600 L= 520
			→	10/90→	2	24.5111-0201.3	330498 L= 200
						24.5229-0181.3	330533 L= 180
3.0 SV 24	147	08/89→09/99	←	04/90→; → S 90807683	2	24.5118-0520.3	330600 L= 520
			→	04/90→	2	24.5111-0201.3	330498 L= 200
						24.5229-0181.3	330533 L= 180
3.0 V6	140	04/97→09/99	→		2	24.5111-0201.3	330498 L= 200
						24.5229-0181.3	330533 L= 180

	kw			 	! #			
<b>PEUGEOT - 607 (9D, 9U) 01/00→</b>								
 <b>Bremssattel</b>								
2.0	100	02/00→	←	☐; 12/04→ 12/10		24.3451-1719.7	220763	TRW Ø 45 - Halter
2.0 HDI	80	05/00→	←	☐; 12/04→ 12/10		24.3451-1720.7	220764	TRW Ø 45 - Halter
2.2 16V	116	02/00→	←	☐; 12/04→ 12/10		24.3387-1716.7	220756	TRW Ø 38 - Halter
2.2 HDI	98	02/00→	→	☐; 12/04→ 12/10		24.3387-1716.7	220756	TRW Ø 38 - Halter
2.0 HDI	100	09/05→	←	☐; → 12/10		24.3451-1719.7	220763	TRW Ø 45 - Halter
2.2 16V	120	09/05→	←	☐; → 12/10		24.3451-1720.7	220764	TRW Ø 45 - Halter
2.2 HDi	125	05/06→	←	☐; → 12/10		24.3451-1720.7	220764	TRW Ø 45 - Halter
2.7 HDi 24V	150	12/04→	→	☐; → 12/10		24.3387-1716.7	220756	TRW Ø 38 - Halter
3.0 V6 24V	155	03/04→	→	☐; → 12/10		24.3387-1716.7	220756	TRW Ø 38 - Halter
<b>Dichtungssatz, Bremssattel</b>								
2.0	100	02/00→		→ 11/04		11.0441-3305.2	250006	ATE
2.0 HDI	80	05/00→						
2.2 16V	116	02/00→						
2.2 HDI	98	02/00→						
3.0 V6 24V	152	02/00→						
2.0 HDi	79	03/01→07/04				11.0441-3305.2	250006	ATE
 <b>Bremsschlauch</b>								
2.0	100	02/00→	→	→ 11/04	2	24.5111-0201.3	330498	L= 200
2.0 HDI	80	05/00→						
2.2 16V	116	02/00→						
2.2 HDI	98	02/00→						
3.0 V6 24V	152	02/00→						
2.0 HDi	79	03/01→07/04	→		2	24.5111-0201.3	330498	L= 200
<b>PEUGEOT - 806 (221) 06/94→08/02</b>								
 <b>Bremssattel</b>								
1.8	73	07/95→08/02	←	☐; 10/96→ 06/02		24.3571-1711.5	240159	BDX Ø 57 - Halter
			←	☐; 10/96→ 06/02		24.3571-1712.5	240160	BDX Ø 57 - Halter
			→	☐; 10/96→ 06/02; + ABS		11.3361-9975.2	220281	ATE Ø 36 - Halter
			→	☐; 10/96→ 06/02; + ABS		24.3361-9975.5	240541	ATE Ø 36 - Halter
			→	☐; 10/96→ 06/02; + ABS		11.3361-9976.2	220282	ATE Ø 36 - Halter
			→	☐; 10/96→ 06/02; + ABS		24.3361-9976.5	240542	ATE Ø 36 - Halter
1.9 TD	66	07/95→08/02	←	☐; → 06/02		24.3571-1709.5	240153	TRW Ø 57 - Halter
1.9 TD	68	05/97→08/02	←	☐; → 06/02		24.3571-1710.5	240154	TRW Ø 57 - Halter
2.0 HDI	80	08/99→08/02	←	☐; → 06/02		24.3571-1710.5	240154	TRW Ø 57 - Halter
2.0 HDI 16V	80	08/99→08/02	→	☐; + ABS; → 06/02		11.3361-9975.2	220281	ATE Ø 36 - Halter
			→	☐; + ABS; → 06/02		24.3361-9975.5	240541	ATE Ø 36 - Halter
			→	☐; + ABS; → 06/02		11.3361-9976.2	220282	ATE Ø 36 - Halter
			→	☐; + ABS; → 06/02		24.3361-9976.5	240542	ATE Ø 36 - Halter
2.0	89	06/94→08/02	←	☐; 08/94→ 06/02		24.3571-1709.5	240153	TRW Ø 57 - Halter
			←	☐; 08/94→ 06/02		24.3571-1710.5	240154	TRW Ø 57 - Halter
			→	☐; 08/94→; + ABS; → 06/02		11.3361-9975.2	220281	ATE Ø 36 - Halter
			→	☐; 08/94→; + ABS; → 06/02		24.3361-9975.5	240541	ATE Ø 36 - Halter
			→	☐; 08/94→; + ABS; → 06/02		11.3361-9976.2	220282	ATE Ø 36 - Halter
			→	☐; 08/94→; + ABS; → 06/02		24.3361-9976.5	240542	ATE Ø 36 - Halter
2.0 16V	97	05/98→09/00	←	☐; 10/98→		24.3571-1709.5	240153	TRW Ø 57 - Halter
			←	☐; 10/98→		24.3571-1710.5	240154	TRW Ø 57 - Halter
			→	☐; 10/98→		11.3361-9975.2	220281	ATE Ø 36 - Halter
			→	☐; 10/98→		24.3361-9975.5	240541	ATE Ø 36 - Halter
			→	☐; 10/98→		11.3361-9976.2	220282	ATE Ø 36 - Halter
			→	☐; 10/98→		24.3361-9976.5	240542	ATE Ø 36 - Halter
2.0 16V	100	09/00→08/02	←	☐; → 06/02		24.3571-1709.5	240153	TRW Ø 57 - Halter
			←	☐; → 06/02		24.3571-1710.5	240154	TRW Ø 57 - Halter
			→	☐; → 06/02		11.3361-9975.2	220281	ATE Ø 36 - Halter
			→	☐; → 06/02		24.3361-9975.5	240541	ATE Ø 36 - Halter
			→	☐; → 06/02		11.3361-9976.2	220282	ATE Ø 36 - Halter
			→	☐; → 06/02		24.3361-9976.5	240542	ATE Ø 36 - Halter
2.0 Turbo	108	06/94→08/02	←	☐; 08/94→ 06/02		24.3571-1709.5	240153	TRW Ø 57 - Halter
			←	☐; 08/94→ 06/02		24.3571-1710.5	240154	TRW Ø 57 - Halter
			→	☐; 08/94→ 06/02		11.3361-9975.2	220281	ATE Ø 36 - Halter
			→	☐; 08/94→ 06/02		24.3361-9975.5	240541	ATE Ø 36 - Halter
			→	☐; 08/94→ 06/02		11.3361-9976.2	220282	ATE Ø 36 - Halter
			→	☐; 08/94→ 06/02		24.3361-9976.5	240542	ATE Ø 36 - Halter
↓								

	kw			 	! #			
<b>PEUGEOT - 806 (221) 06/94 → 08/02</b>								
 <b>Bremssattel</b>								
2.1 td 12V	80	06/96 → 08/99	←	☐		24.3571-1709.5	240153	TRW Ø 57 - Halter
			←	☐		24.3571-1710.5	240154	TRW Ø 57 - Halter
			→	☐		11.3361-9975.2	220281	ATE Ø 36 - Halter
			→	☐		24.3361-9975.5	240541	ATE Ø 36 - Halter
			→	☐		11.3361-9976.2	220282	ATE Ø 36 - Halter
			→	☐		24.3361-9976.5	240542	ATE Ø 36 - Halter
<b>Feder, Bremssattel</b>								
1.8	73	07/95 → 08/02	→	10/96 → 06/02; + ABS	2	11.8116-0073.1	390498	ATE
1.9 TD	66	07/95 → 08/02	→	+ ABS; → 06/02	2	11.8116-0073.1	390498	ATE
1.9 TD	68	05/97 → 08/02						
2.0 HDI	80	08/99 → 08/02						
2.0 HDI 16V	80	08/99 → 08/02						
2.0	89	06/94 → 08/02	→	08/94 →; + ABS; → 06/02	2	11.8116-0073.1	390498	ATE
2.0 16V	97	05/98 → 09/00	→	10/98 →	2	11.8116-0073.1	390498	ATE
2.0 16V	100	09/00 → 08/02	→	→ 06/02	2	11.8116-0073.1	390498	ATE
2.0 Turbo	108	06/94 → 08/02	→	08/94 → 06/02	2	11.8116-0073.1	390498	ATE
2.1 td 12V	80	06/96 → 08/99	→		2	11.8116-0073.1	390498	ATE
<b>Führungshülzensatz, Bremssattel</b>								
1.8	73	07/95 → 08/02	→	10/96 → 06/02; + ABS		11.0101-5407.2	260011	ATE
1.9 TD	66	07/95 → 08/02	→	+ ABS; → 06/02		11.0101-5407.2	260011	ATE
1.9 TD	68	05/97 → 08/02						
2.0 HDI	80	08/99 → 08/02						
2.0 HDI 16V	80	08/99 → 08/02						
2.0	89	06/94 → 08/02	→	08/94 →; + ABS; → 06/02		11.0101-5407.2	260011	ATE
2.0 16V	97	05/98 → 09/00	→	10/98 →		11.0101-5407.2	260011	ATE
2.0 16V	100	09/00 → 08/02	→	→ 06/02		11.0101-5407.2	260011	ATE
2.0 Turbo	108	06/94 → 08/02	→	08/94 → 06/02		11.0101-5407.2	260011	ATE
2.1 td 12V	80	06/96 → 08/99	→			11.0101-5407.2	260011	ATE
<b>Dichtungssatz, Bremssattel</b>								
1.8	73	07/95 → 08/02	→	10/96 → 06/02; + ABS		11.0441-3602.2	250008	ATE
1.9 TD	66	07/95 → 08/02	→	+ ABS; → 06/02		11.0441-3602.2	250008	ATE
1.9 TD	68	05/97 → 08/02						
2.0 HDI	80	08/99 → 08/02						
2.0 HDI 16V	80	08/99 → 08/02						
2.0	89	06/94 → 08/02	→	08/94 →; + ABS; → 06/02		11.0441-3602.2	250008	ATE
2.0 16V	97	05/98 → 09/00	→	10/98 →		11.0441-3602.2	250008	ATE
2.0 16V	100	09/00 → 08/02	→	→ 06/02		11.0441-3602.2	250008	ATE
2.0 Turbo	108	06/94 → 08/02	→	08/94 → 06/02		11.0441-3602.2	250008	ATE
2.1 td 12V	80	06/96 → 08/99	→			11.0441-3602.2	250008	ATE
 <b>Bremsschlauch</b>								
1.8	73	07/95 → 08/02	←	10/96 → 06/02	2	24.5118-0471.3	330528	L= 473
			→	10/96 → 06/02; für Fahrzeuge mit Scheibenbremse an der Hinterachse	2	24.5111-0301.3	330499	L= 300
			→	10/96 → 06/02; für Fahrzeuge mit Trommelbremse an der Hinterachse	2	24.5229-0251.3	330535	L= 250
1.9 TD	66	07/95 → 08/02	←	→ 06/02	2	24.5118-0471.3	330528	L= 473
1.9 TD	68	05/97 → 08/02	→	→ 06/02;	2	24.5111-0301.3	330499	L= 300
2.0 HDI	80	08/99 → 08/02	→	für Fahrzeuge mit Scheibenbremse an der Hinterachse	2	24.5229-0251.3	330535	L= 250
2.0 HDI 16V	80	08/99 → 08/02	→	→ 06/02; für Fahrzeuge mit Trommelbremse an der Hinterachse	2	24.5229-0251.3	330535	L= 250
2.0	89	06/94 → 08/02	←	08/94 → 06/02	2	24.5118-0471.3	330528	L= 473
			→	08/94 → 06/02; für Fahrzeuge mit Scheibenbremse an der Hinterachse	2	24.5111-0301.3	330499	L= 300
			→	08/94 → 06/02; für Fahrzeuge mit Trommelbremse an der Hinterachse	2	24.5229-0251.3	330535	L= 250
↓								










	kw			 	! #		
<b>PEUGEOT - 806 (221) 06/94 → 08/02</b>							
 <b>Bremsschlauch</b>							
2.0 16V	97	05/98 → 09/00	← 10/98 → → 10/98 →		2	24.5118-0471.3 330528 24.5111-0301.3 330499 24.5229-0251.3 330535	L= 473 L= 300 L= 250
2.0 16V	100	09/00 → 08/02	← → 06/02 → → 06/02		2	24.5118-0471.3 330528 24.5111-0301.3 330499 24.5229-0251.3 330535	L= 473 L= 300 L= 250
2.0 Turbo	108	06/94 → 08/02	← 08/94 → 06/02 → 08/94 → 06/02		2	24.5118-0471.3 330528 24.5111-0301.3 330499 24.5229-0251.3 330535	L= 473 L= 300 L= 250
2.1 td 12V	80	06/96 → 08/99	← →		2	24.5118-0471.3 330528 24.5111-0301.3 330499 24.5229-0251.3 330535	L= 473 L= 300 L= 250
<b>PEUGEOT - 807 (E) 06/02 →</b>							
 <b>Bremssattel</b>							
2.0	100	06/02 →	← □; → 06/14			24.3601-1711.7 220607	TRW Ø 60 - Halter
2.0 16V	103	09/05 →	← □; → 06/14			24.3601-1712.7 220608	TRW Ø 60 - Halter
2.0 HDi	79	06/02 →	← □; → 06/14			24.3384-1761.7 220671	TRW Ø 38 - Halter
2.0 HDi	100	06/06 →	→ □; → 06/14			24.3384-1762.5 240851	TRW Ø 38 - Halter
2.2	116	06/02 →	→ □; → 06/14			24.3384-1762.5 240851	TRW Ø 38 - Halter
2.2 HDi	94	06/02 →	→ □; → 06/14			24.3384-1762.5 240851	TRW Ø 38 - Halter
2.2 HDi	100	04/04 →	→ □; → 06/14			24.3384-1762.5 240851	TRW Ø 38 - Halter
2.0 HDi	80	04/04 → 05/06	← □; → 05/06 ← □; → 05/06 → □; → 05/06 → □; → 05/06			24.3601-1711.7 220607 24.3601-1712.7 220608 24.3384-1761.7 220671 24.3384-1762.5 240851	TRW Ø 60 - Halter TRW Ø 60 - Halter TRW Ø 38 - Halter TRW Ø 38 - Halter
2.0 HDi	88	02/06 →	← □; 11/06 → 06/14 ← □; 11/06 → 06/14 → □; 11/06 → 06/14 → □; 11/06 → 06/14			24.3601-1711.7 220607 24.3601-1712.7 220608 24.3384-1761.7 220671 24.3384-1762.5 240851	TRW Ø 60 - Halter TRW Ø 60 - Halter TRW Ø 38 - Halter TRW Ø 38 - Halter
2.0 HDi	120	06/09 →	← □; → 06/14 ← □; → 06/14 → □; → 06/14 → □; → 06/14			24.3451-1855.5 240659 24.3451-1856.5 240660 24.3384-1761.7 220671 24.3384-1762.5 240851	TRW Ø1 40 Ø2 45 - Halter TRW Ø1 40 Ø2 45 - Halter TRW Ø 38 - Halter TRW Ø 38 - Halter
2.2 HDi	120	06/06 →	← □; 10/07 → 06/14			24.3451-1855.5 240659	TRW Ø1 40 Ø2 45 - Halter
2.2 HDi	125	06/06 →	← □; 10/07 → 06/14 → □; 10/07 → 06/14 → □; 10/07 → 06/14			24.3451-1856.5 240660 24.3384-1761.7 220671 24.3384-1762.5 240851	TRW Ø1 40 Ø2 45 - Halter TRW Ø 38 - Halter TRW Ø 38 - Halter
3.0 V6	150	06/02 →	→ □; → 06/14 → □; → 06/14			24.3384-1761.7 220671 24.3384-1762.5 240851	TRW Ø 38 - Halter TRW Ø 38 - Halter
 <b>Bremsschlauch</b>							
2.0	100	06/02 →	← → 06/14		2	24.5111-0462.3 330555	L= 460
2.0 16V	103	09/05 →	→ 06/14		2	24.5229-0251.3 330535	L= 250
2.0 HDi	79	06/02 →					
2.0 HDi	100	06/06 →					
2.2	116	06/02 →					
2.2 HDi	94	06/02 →					
2.2 HDi	100	04/04 →					
2.0 HDi	80	04/04 → 05/06	← → 05/06 → → 05/06		2	24.5111-0462.3 330555 24.5229-0251.3 330535	L= 460 L= 250
2.0 HDi	88	02/06 →	← 11/06 → 06/14 → 11/06 → 06/14		2	24.5111-0462.3 330555 24.5229-0251.3 330535	L= 460 L= 250
2.0 HDi	120	06/09 →	← → 06/14 → → 06/14		2	24.5144-0500.3 331169 24.5229-0251.3 330535	L= 500 L= 250
2.2 HDi	120	06/06 →	← 10/07 → 06/14		2	24.5144-0500.3 331169	L= 500
2.2 HDi	125	06/06 →	→ 10/07 → 06/14		2	24.5229-0251.3 330535	L= 250
3.0 V6	150	06/02 →	→ → 06/14		2	24.5229-0251.3 330535	L= 250















	kW			 	! #			
<b>PEUGEOT - 1007 (KM_) 04/05→</b>								
 <b>Bremssattel</b>								
1.4	54	04/05→	←	☐; → 02/11		24.3541-1771.5	240239	BOS Ø 54 - Halter
1.4 16V	65	10/05→	←	☐; → 02/11		24.3541-1772.5	240240	BOS Ø 54 - Halter
1.4 HDi	50	04/05→	←	☐; → 02/11		24.3541-1771.5	240239	BOS Ø 54 - Halter
1.6 16V	80	04/05→	←	☐; → 02/11		24.3541-1771.5	240239	BOS Ø 54 - Halter
			←	☐; → 02/11		24.3541-1772.5	240240	BOS Ø 54 - Halter
			→	☐; → 02/11		24.3387-1705.7	220675	TRW Ø 38 - Halter
			→	☐; → 02/11		24.3387-1706.7	220676	TRW Ø 38 - Halter
1.6 HDi	80	06/07→	←	☐; → 02/11		24.3541-1761.5	240233	Ø 54 - Halter
			←	☐; → 02/11		24.3541-1762.5	240234	Ø 54 - Halter
			→	☐; → 02/11		24.3387-1705.7	220675	TRW Ø 38 - Halter
			→	☐; → 02/11		24.3387-1706.7	220676	TRW Ø 38 - Halter
 <b>Bremsschlauch</b>								
1.4	54	04/05→	←	→ 02/11	2	24.5111-0446.3	331055	L= 445
1.4 16V	65	10/05→	→	→Orga 10583	2	24.5246-0185.3	330881	L= 185
1.4 HDi	50	04/05→	→	Orga 10584→; → 02/11	2	24.5246-0190.3	330697	L= 190
1.6 16V	80	04/05→	→					
1.6 HDi	80	06/07→	←	→ 02/11	2	24.5111-0460.3	330603	L= 460
			→	→ 02/11	2	24.5246-0190.3	330697	L= 190
<b>PEUGEOT - 2008 03/13→</b>								
 <b>Bremssattel</b>								
1.2 THP 110	81	01/15→	←	☐; für Bremsscheibendurchmesser [mm]: 266		24.3541-1771.5	240239	BOS Ø 54 - Halter
1.2 THP 130	96	01/15→	←	☐; für Bremsscheibendurchmesser [mm]: 266		24.3541-1772.5	240240	BOS Ø 54 - Halter
1.2 VTi	60	03/13→	←	☐; für Bremsscheibendurchmesser [mm]: 266		24.3541-1771.5	240239	BOS Ø 54 - Halter
1.4 HDi	50	06/13→	←	☐; für Bremsscheibendurchmesser [mm]: 266		24.3541-1772.5	240240	BOS Ø 54 - Halter
1.6 BlueHDi 100	73	01/15→	←	☐; für Bremsscheibendurchmesser [mm]: 266		24.3541-1771.5	240239	BOS Ø 54 - Halter
1.6 BlueHDi 120	88	07/14→	←	☐; für Bremsscheibendurchmesser [mm]: 266		24.3541-1772.5	240240	BOS Ø 54 - Halter
1.6 BlueHDi 75	55	01/15→	←	☐; für Bremsscheibendurchmesser [mm]: 266		24.3541-1771.5	240239	BOS Ø 54 - Halter
1.6 HDi	68	03/13→	→	☐		24.3387-1733.5	240655	TRW Ø 38 - Halter
1.6 HDi	84	03/13→	→	☐		24.3387-1734.5	240656	TRW Ø 38 - Halter
1.6 HDi	85	07/14→	→	☐		24.3387-1733.5	240655	TRW Ø 38 - Halter
1.6 VTi	88	03/13→	→	☐		24.3387-1734.5	240656	TRW Ø 38 - Halter
 <b>Bremsschlauch</b>								
1.2 THP 110	81	01/15→	←		2	24.5111-0496.3	331371	L= 495
1.2 THP 130	96	01/15→	→		2	24.5239-0190.3	330966	L= 190
1.2 VTi	60	03/13→	→					
1.4 HDi	50	06/13→	→					
1.6 BlueHDi 100	73	01/15→	→					
1.6 BlueHDi 120	88	07/14→	→					
1.6 BlueHDi 75	55	01/15→	→					
1.6 HDi	68	03/13→	→					
1.6 HDi	84	03/13→	→					
1.6 HDi	85	07/14→	→					
1.6 VTi	88	03/13→	→					
<b>PEUGEOT - 3008 06/09→</b>								
 <b>Bremssattel</b>								
1.6 THP	110	06/09→	←	☐		11.9571-9939.2	220923	ATE Ø 57 - Halter
1.6 THP	115	06/09→	←	☐		11.9571-9940.2	220924	ATE Ø 57 - Halter
1.6 Turbo	121	05/14→	←	☐		11.9571-9940.2	220924	ATE Ø 57 - Halter
2.0 HDi	100	09/11→	←	☐		11.9571-9940.2	220924	ATE Ø 57 - Halter
2.0 HDi	120	06/09→	←	☐		11.9571-9940.2	220924	ATE Ø 57 - Halter
2.0 HDi 150 / BlueHDi 150	110	06/09→	←	☐		11.9571-9940.2	220924	ATE Ø 57 - Halter
2.0 HDi Hybrid4	120	02/11→	←	☐		11.9601-9717.2	220901	ATE Ø 60 - Halter
2.0 HDi Hybrid4	147	11/11→	←	☐		11.9601-9718.2	220902	ATE Ø 60 - Halter
<b>Feder, Bremssattel</b>								
1.6 THP	110	06/09→	←		2	11.8116-0356.1	390586	ATE
1.6 THP	115	06/09→	←					
1.6 Turbo	121	05/14→	←					
2.0 HDi	100	09/11→	←					
2.0 HDi	120	06/09→	←					
2.0 HDi 150 / BlueHDi 150	110	06/09→	←					
2.0 HDi Hybrid4	120	02/11→	←		2	11.8116-0356.1	390586	ATE
2.0 HDi Hybrid4	147	11/11→	←					










	kw			 	! #		
<b>PEUGEOT - 3008 06/09 →</b>							
<b>Führungshülzensatz, Bremssattel</b>							
1.6 THP	110	06/09 →	←			11.0101-5704.2 260095	ATE
1.6 THP	115	06/09 →					
1.6 Turbo	121	05/14 →					
2.0 HDi	100	09/11 →					
2.0 HDi	120	06/09 →					
2.0 HDi 150 / BlueHDi 150	110	06/09 →					
2.0 HDi Hybrid4	120	02/11 →					
2.0 HDi Hybrid4	147	11/11 →					
<b>Führungsbolzen, Bremssattel</b>							
1.6 THP	110	06/09 →				11.8171-0008.1 990049	ATE
1.6 THP	115	06/09 →					
1.6 Turbo	121	05/14 →					
2.0 HDi	100	09/11 →					
2.0 HDi	120	06/09 →					
2.0 HDi 150 / BlueHDi 150	110	06/09 →					
2.0 HDi Hybrid4	120	02/11 →					
2.0 HDi Hybrid4	147	11/11 →					
<b>Dichtungssatz, Bremssattel</b>							
2.0 HDi Hybrid4	120	02/11 →				11.0441-6008.2 250038	ATE für Kolben-Ø [mm]: 60
2.0 HDi Hybrid4	147	11/11 →					
<b>Bremsschlauch</b>							
1.2	96	01/15 →	←		2	24.5111-0435.3 331538	L= 425
1.6 BlueHDi 120	88	05/14 →					
1.6 HDi	80	06/09 →	→		2	24.5246-0190.3 330697	L= 190
1.6 HDi	82	08/10 →					
1.6 HDi	84	03/13 →					
1.6 HDi 115 / BlueHDi 115	85	02/13 →					
1.6 THP	110	06/09 →					
1.6 THP	115	06/09 →					
1.6 Turbo	121	05/14 →					
1.6 VTi	88	06/09 →					
2.0 HDi	100	09/11 →					
2.0 HDi	120	06/09 →					
2.0 HDi 150 / BlueHDi 150	110	06/09 →					
2.0 HDi Hybrid4	120	02/11 →	←		2	24.5111-0435.3 331538	L= 425
2.0 HDi Hybrid4	147	11/11 →					
<b>PEUGEOT - 4007 (GP_) 02/07 →</b>							
<b>Bremssattel</b>							
2.0	108	11/10 →	←	☐; → 11/12		24.3431-1701.5 240437	Ø 43 - Halter
2.0 4x4	108	11/10 →	←	☐; → 11/12		24.3431-1702.5 240438	Ø 43 - Halter
2.2 HDi	115	02/07 →					
2.4 16V	125	01/08 →					
<b>Bremsschlauch</b>							
2.0	108	11/10 →	←	☐; → 11/12		24.5286-0600.3 331173	L= 600
2.0 4x4	108	11/10 →	←	☐; → 11/12		24.5286-0601.3 331174	L= 600
2.2 HDi	115	02/07 →	←	☐; → 11/12		24.5286-0600.3 331173	L= 600
2.4 16V	125	01/08 →	←	☐; → 11/12		24.5286-0601.3 331174	L= 600
			→	☐; → Orga 12718		24.5247-0275.3 331244	L= 275
			→	☐; Orga 12719 →; → 11/12		24.5247-0275.3 331244	L= 275
			→	☐; Orga 12719 →; → 11/12		24.5247-0276.3 331245	L= 275
			→	☐; → Orga 12718		24.5247-0276.3 331245	L= 275
<b>PEUGEOT - 5008 06/09 →</b>							
<b>Bremssattel</b>							
1.2	96	01/15 →	←	☐		11.9601-9717.2 220901	ATE Ø 60 - Halter
1.6 16V	88	09/09 →					
1.6 16V	115	09/09 →	←	☐		11.9601-9718.2 220902	ATE Ø 60 - Halter
1.6 BlueHDi 120	88	05/14 →					
1.6 HDi	80	09/09 →					
1.6 HDi	82	08/10 →					
1.6 HDi	84	03/13 →					
1.6 THP 150	110	02/12 →					
1.6 THP 163	120	02/12 →					
1.6 THP 165	121	02/12 →					
2.0 HDi	120	09/09 →					
↓							



















	kw			 	! #		
<b>PEUGEOT - 5008 06/09→</b>							
 <b>Bremssattel</b>							
2.0 HDi 136 / BlueHDi 136	100	02/12→	←	☐		11.9601-9717.2 220901	ATE Ø 60 - Halter
			←	☐		11.9601-9718.2 220902	ATE Ø 60 - Halter
2.0 HDi 150 / BlueHDi 150	110	06/09→	←	☐; 09/09→		11.9601-9717.2 220901	ATE Ø 60 - Halter
			←	☐; 09/09→		11.9601-9718.2 220902	ATE Ø 60 - Halter
<b>Feder, Bremssattel</b>							
1.2	96	01/15→	←		2	11.8116-0356.1 390586	ATE
1.6 16V	88	09/09→					
1.6 16V	115	09/09→					
1.6 BlueHDi 120	88	05/14→					
1.6 HDi	80	09/09→					
1.6 HDi	82	08/10→					
1.6 HDi	84	03/13→					
1.6 THP 150	110	02/12→					
1.6 THP 163	120	02/12→					
1.6 THP 165	121	02/12→					
2.0 HDi	120	09/09→					
2.0 HDi 136 / BlueHDi 136	100	02/12→					
2.0 HDi 150 / BlueHDi 150	110	06/09→	←	09/09→	2	11.8116-0356.1 390586	ATE
<b>Führungshülzensatz, Bremssattel</b>							
1.2	96	01/15→	←			11.0101-5704.2 260095	ATE
1.6 16V	88	09/09→					
1.6 16V	115	09/09→					
1.6 BlueHDi 120	88	05/14→					
1.6 HDi	80	09/09→					
1.6 HDi	82	08/10→					
1.6 HDi	84	03/13→					
1.6 THP 150	110	02/12→					
1.6 THP 163	120	02/12→					
1.6 THP 165	121	02/12→					
2.0 HDi	120	09/09→					
2.0 HDi 136 / BlueHDi 136	100	02/12→					
2.0 HDi 150 / BlueHDi 150	110	06/09→	←	09/09→		11.0101-5704.2 260095	ATE
<b>Führungsbolzen, Bremssattel</b>							
1.2	96	01/15→				11.8171-0008.1 990049	ATE
1.6 16V	88	09/09→					
1.6 16V	115	09/09→					
1.6 BlueHDi 120	88	05/14→					
1.6 HDi	80	09/09→					
1.6 HDi	82	08/10→					
1.6 HDi	84	03/13→					
1.6 THP 150	110	02/12→					
1.6 THP 163	120	02/12→					
1.6 THP 165	121	02/12→					
2.0 HDi	120	09/09→					
2.0 HDi 136 / BlueHDi 136	100	02/12→					
2.0 HDi 150 / BlueHDi 150	110	06/09→		09/09→		11.8171-0008.1 990049	ATE
<b>Dichtungssatz, Bremssattel</b>							
1.2	96	01/15→	←			11.0441-6008.2 250038	ATE für Kolben-Ø [mm]: 60
1.6 16V	88	09/09→					
1.6 16V	115	09/09→					
1.6 BlueHDi 120	88	05/14→					
1.6 HDi	80	09/09→					
1.6 HDi	82	08/10→					
1.6 HDi	84	03/13→					
1.6 THP 150	110	02/12→					
1.6 THP 163	120	02/12→					
1.6 THP 165	121	02/12→					
2.0 HDi	120	09/09→					
2.0 HDi 136 / BlueHDi 136	100	02/12→					
2.0 HDi 150 / BlueHDi 150	110	06/09→	←	09/09→		11.0441-6008.2 250038	ATE für Kolben-Ø [mm]: 60
 <b>Bremsschlauch</b>							
1.2	96	01/15→	←		2	24.5111-0435.3 331538	L= 425
1.6 16V	88	09/09→					
1.6 16V	115	09/09→	→		2	24.5246-0216.3 331022	L= 216,6
1.6 BlueHDi 120	88	05/14→					
1.6 HDi	80	09/09→					
↓							











	kw					! #			
<b>PEUGEOT - 5008 06/09→</b>									
 <b>Bremsschlauch</b>									
1.6 HDi	82	08/10→	←			2	24.5111-0435.3	331538	L= 425
1.6 HDi	84	03/13→							
1.6 THP 150	110	02/12→	→			2	24.5246-0216.3	331022	L= 216,6
1.6 THP 163	120	02/12→							
1.6 THP 165	121	02/12→							
2.0 HDi	120	09/09→							
2.0 HDi 136 / BlueHDi 136	100	02/12→							
2.0 HDi 150 / BlueHDi 150	110	06/09→	←	09/09→		2	24.5111-0435.3	331538	L= 425
			→	09/09→		2	24.5246-0216.3	331022	L= 216,6
<b>PEUGEOT - BIPPER (AA_) 02/08→</b>									
 <b>Bremssattel</b>									
1.3 HDi 75	55	10/10→	←	<input type="checkbox"/>			24.3541-1769.5	240601	BOS Ø 54 - Halter
1.4	54	02/08→							
1.4 HDi	50	02/08→	←	<input type="checkbox"/>			24.3541-1770.5	240602	BOS Ø 54 - Halter
 <b>Bremsschlauch</b>									
1.3 HDi 75	55	10/10→	←			2	24.5112-0402.3	331297	L= 402
1.4	54	02/08→							
1.4 HDi	50	02/08→	→			2	24.5228-0181.3	331279	L= 180
<b>PEUGEOT - BIPPER Tepee 04/08→</b>									
 <b>Bremssattel</b>									
1.3 HDi 75	55	10/10→	←	<input type="checkbox"/>			24.3541-1769.5	240601	BOS Ø 54 - Halter
1.3 HDi 80	59	12/15→							
1.4	54	04/08→	←	<input type="checkbox"/>			24.3541-1770.5	240602	BOS Ø 54 - Halter
1.4 HDi	50	04/08→							
 <b>Bremsschlauch</b>									
1.3 HDi 75	55	10/10→	←			2	24.5112-0402.3	331297	L= 402
1.3 HDi 80	59	12/15→							
1.4	54	04/08→	→			2	24.5228-0181.3	331279	L= 180
1.4 HDi	50	04/08→							
<b>PEUGEOT - BOXER Bus 04/06→</b>									
 <b>Bremsschlauch</b>									
2.0 BlueHDi 110	81	07/15→	←			2	24.5112-0492.3	331217	L= 492
2.0 BlueHDi 130	96	07/15→							
2.0 BlueHDi 160	120	07/15→	→	kurzer Radstand		2	24.5112-0417.3	331298	L= 417
2.2 HDi 100	74	04/06→	→	langer Radstand		2	83.7101-9489.3	330906	L= 488,5
2.2 HDi 110	81	03/11→							
2.2 HDi 120	88	04/06→							
2.2 HDi 130	96	03/11→							
2.2 HDi 150	110	03/11→							
3.0 HDi 145	107	04/10→							
3.0 HDi 160	116	04/06→							
3.0 HDi 175	130	03/11→							
<b>PEUGEOT - BOXER Bus (230P) 03/94→04/02</b>									
 <b>Bremssattel</b>									
1.9 D	51	03/94→04/02	→	<input type="checkbox"/> ; 11/01→ 03/02; Nutzlast [kg]: 1.000			24.3461-1701.5	240449	Ø 46 - Halter
			→	<input type="checkbox"/> ; 11/01→ 03/02; Nutzlast [kg]: 1.000			24.3461-1702.5	240450	Ø 46 - Halter
1.9 TD	66	08/94→04/02	→	<input type="checkbox"/> ; 11/01→ 03/02; Nutzlast ab [kg] 1.000			24.3461-1701.5	240449	Ø 46 - Halter
1.9 TD	68	03/94→04/02		Nutzlast bis [kg] 1.400					
1.9 TD 4x4	68	07/96→04/02	→	<input type="checkbox"/> ; 11/01→ 03/02; Nutzlast ab [kg] 1.000			24.3461-1702.5	240450	Ø 46 - Halter
				Nutzlast bis [kg] 1.400					
2.0 i	80	03/94→04/02	→	<input type="checkbox"/> ; 11/01→ 03/02; Nutzlast ab [kg] 1.000			24.3461-1701.5	240449	Ø 46 - Halter
2.0 i 4x4	80	08/96→04/02	→	<input type="checkbox"/> ; 11/01→ 03/02; Nutzlast ab [kg] 1.000			24.3461-1702.5	240450	Ø 46 - Halter
				Nutzlast bis [kg] 1.800					
2.5 D	63	08/94→04/02	→	<input type="checkbox"/> ; 11/01→ 03/02; Nutzlast ab [kg] 1.400			24.3461-1701.5	240449	Ø 46 - Halter
2.5 D 4x4	63	07/96→04/02		Nutzlast bis [kg] 1.800					
2.5 TD	76	07/94→04/02	→	<input type="checkbox"/> ; 11/01→ 03/02; Nutzlast ab [kg] 1.400			24.3461-1702.5	240450	Ø 46 - Halter
2.5 TD 4x4	76	07/96→04/02		Nutzlast bis [kg] 1.800					
2.5 TDI	79	01/97→04/02							
2.5 TDI 4x4	79	01/97→04/02							
2.8 HDi	94	11/00→04/02							
2.5 DT	62	10/97→11/01	→	<input type="checkbox"/> ; 11/01→; Nutzlast ab [kg] 1.400			24.3461-1701.5	240449	Ø 46 - Halter
2.8 HDi	93	10/00→11/01	→	Nutzlast bis [kg] 1.800					
			→	<input type="checkbox"/> ; 11/01→; Nutzlast ab [kg] 1.400			24.3461-1702.5	240450	Ø 46 - Halter
				Nutzlast bis [kg] 1.800					
↓									











	kw			 	! #			
<b>PEUGEOT - BOXER Bus (230P) 03/94→04/02</b>								
<b> Bremssattel</b>								
2.8 D	64	01/99→02/02	➡	☐; S 16194400→; Nutzlast ab [kg] 1.400 Nutzlast bis [kg] 1.800	24.3461-1701.5	240449	Ø 46 - Halter	
			➡	☐; S 16194400→; Nutzlast ab [kg] 1.400 Nutzlast bis [kg] 1.800	24.3461-1702.5	240450	Ø 46 - Halter	
2.8 HDi 4x4	94	10/00→04/02	➡	☐; S 16194400→; → 03/02; Nutzlast [kg]: 1.800	24.3461-1701.5	240449	Ø 46 - Halter	
			➡	☐; S 16194400→; → 03/02; Nutzlast ab [kg] 1.000 Nutzlast bis [kg] 1.400	24.3461-1701.5	240449	Ø 46 - Halter	
			➡	☐; S 16194400→; → 03/02; Nutzlast ab [kg] 1.000 Nutzlast bis [kg] 1.400	24.3461-1702.5	240450	Ø 46 - Halter	
			➡	☐; S 16194400→; → 03/02; Nutzlast [kg]: 1.800	24.3461-1702.5	240450	Ø 46 - Halter	
2.8 HDi Allrad	93	10/00→11/01	➡	☐; S 16194400→; Nutzlast [kg]: 1.800	24.3461-1701.5	240449	Ø 46 - Halter	
			➡	☐; S 16194400→; Nutzlast ab [kg] 1.000 Nutzlast bis [kg] 1.400	24.3461-1701.5	240449	Ø 46 - Halter	
			➡	☐; S 16194400→; Nutzlast [kg]: 1.800	24.3461-1702.5	240450	Ø 46 - Halter	
			➡	☐; S 16194400→; Nutzlast ab [kg] 1.000 Nutzlast bis [kg] 1.400	24.3461-1702.5	240450	Ø 46 - Halter	
<b>Zubehörsatz, Bremssattel</b>								
1.9 D	51	03/94→04/02		→ 10/01; Nutzlast [kg]: 1.000; + ABS	24.0101-4804.2	260050	TRW	
1.9 TD	66	08/94→04/02		→ 10/01; Nutzlast ab [kg] 1.000 Nutzlast bis [kg] 1.400; + ABS	24.0101-4804.2	260050	TRW	
1.9 TD	68	03/94→04/02						
1.9 TD 4x4	68	07/96→04/02						
2.0 i	80	03/94→04/02						
2.0 i 4x4	80	08/96→04/02						
2.5 D	63	08/94→04/02		→ 10/01; Nutzlast [kg]: 1.400; + ABS	24.0101-4804.2	260050	TRW	
2.5 D 4x4	63	07/96→04/02						
2.5 DT	62	10/97→11/01						
2.8 D	64	01/99→02/02		→ S 16206253; Nutzlast [kg]: 1.400; + ABS	24.0101-4804.2	260050	TRW	
2.8 HDi 4x4	94	10/00→04/02		→ S 16206253; Nutzlast ab [kg] 1.000	24.0101-4804.2	260050	TRW	
2.8 HDi Allrad	93	10/00→11/01		Nutzlast bis [kg] 1.400; + ABS				
<b> Bremsschlauch</b>								
1.9 D	51	03/94→04/02	←	S 15866410→; → 10/01; Nutzlast [kg]: 1.000	2	24.5112-0461.3	330616	L= 460
			←	→ S 15866409; Nutzlast [kg]: 1.000	2	24.5112-0466.3	330579	L= 462
			←	→ S 15866409; Nutzlast [kg]: 1.000	2	24.5112-0465.3	330526	L= 465
			←	→ S 15866409; Nutzlast [kg]: 1.000	2	24.5112-0466.3	330579	L= 462
			←	11/01→ 03/02; Nutzlast [kg]: 1.000	2	24.5112-0470.3	331460	L= 470
			←	11/01→ 03/02; Nutzlast [kg]: 1.000	2	24.5112-0477.3	331299	L= 477
			➡	☐; → 10/01; Nutzlast [kg]: 1.000; + ABS; für Fahrzeuge ohne verstärktes Fahrwerk		24.5112-0315.3	330509	L= 315
			➡	→ 10/01; Nutzlast [kg]: 1.000; - ABS; für Fahrzeuge ohne verstärktes Fahrwerk	1	24.5112-0340.3	330511	L= 340
			➡	11/01→ 03/02; Nutzlast [kg]: 1.000; - ABS; für Fahrzeuge mit Trommelbremse an der Hinterachse	1	24.5112-0361.3	330649	L= 360 + Halter
			➡	→ 10/01; Nutzlast [kg]: 1.000; - ABS; für Fahrzeuge mit verstärktem Fahrwerk	1	24.5112-0361.3	330649	L= 360 + Halter
1.9 TD	66	08/94→04/02	←	S 15866410→; → 10/01; Nutzlast ab [kg] 1.000 Nutzlast bis [kg] 1.400	2	24.5112-0461.3	330616	L= 460
			←	→ S 15866409; Nutzlast ab [kg] 1.000 Nutzlast bis [kg] 1.400	2	24.5112-0466.3	330579	L= 462
			←	→ S 15866409; Nutzlast ab [kg] 1.000 Nutzlast bis [kg] 1.400	2	24.5112-0465.3	330526	L= 465
			←	→ S 15866409; Nutzlast ab [kg] 1.000 Nutzlast bis [kg] 1.400	2	24.5112-0466.3	330579	L= 462
			←	11/01→ 03/02; Nutzlast ab [kg] 1.000 Nutzlast bis [kg] 1.400	2	24.5112-0470.3	331460	L= 470
			←	11/01→ 03/02; Nutzlast ab [kg] 1.000 Nutzlast bis [kg] 1.400	2	24.5112-0477.3	331299	L= 477
1.9 TD 4x4	68	07/96→04/02	←	☐; → 10/01; Nutzlast ab [kg] 1.000 Nutz- last bis [kg] 1.400; + ABS; für Fahrzeuge ohne verstärktes Fahrwerk		24.5112-0315.3	330509	L= 315
			←	→ 10/01; Nutzlast ab [kg] 1.000 Nutzlast bis [kg] 1.400; - ABS; für Fahrzeuge ohne verstärktes Fahrwerk	1	24.5112-0340.3	330511	L= 340
↓								








	kw			 	! #		
<b>PEUGEOT - BOXER Bus (230P) 03/94→04/02</b>							
<b>Bremsschlauch</b>							
1.9 TD 1.9 TD 1.9 TD 4x4	66 68 68	08/94→04/02 03/94→04/02 07/96→04/02	➔	→ 10/01; Nutzlast ab [kg] 1.000 Nutzlast bis [kg] 1.400; - ABS; für Fahrzeuge mit verstärktem Fahrwerk	1	<b>24.5112-0361.3</b> <b>330649</b>	L= 360 + Halter
			➔	11/01→ 03/02; Nutzlast ab [kg] 1.000 Nutzlast bis [kg] 1.400; - ABS; für Fahrzeuge mit Trommelbremse an der Hinterachse	1	<b>24.5112-0361.3</b> <b>330649</b>	L= 360 + Halter
			➔	11/01→ 03/02; Nutzlast ab [kg] 1.000 Nutzlast bis [kg] 1.400; + ABS; für Fahrzeuge mit Scheibenbremse an der Hinterachse	2	<b>83.6401-0159.3</b> <b>330746</b>	L= 160
			➔	11/01→ 03/02; Nutzlast ab [kg] 1.000 Nutzlast bis [kg] 1.400; - ABS; für Fahrzeuge mit Scheibenbremse an der Hinterachse	2	<b>83.6401-0159.3</b> <b>330746</b>	L= 160
2.0 i 2.0 i 4x4	80 80	03/94→04/02 08/96→04/02	➔	S 15866410→; → 10/01; Nutzlast ab [kg] 1.000 Nutzlast bis [kg] 1.800	2	<b>24.5112-0461.3</b> <b>330616</b> <b>24.5112-0466.3</b> <b>330579</b>	L= 460 L= 462
			➔	→ S 15866409; Nutzlast ab [kg] 1.000 Nutzlast bis [kg] 1.800	2	<b>24.5112-0465.3</b> <b>330526</b> <b>24.5112-0466.3</b> <b>330579</b>	L= 465 L= 462
			➔	11/01→ 03/02; Nutzlast ab [kg] 1.000 Nutzlast bis [kg] 1.800	2	<b>24.5112-0470.3</b> <b>331460</b> <b>24.5112-0477.3</b> <b>331299</b>	L= 470 L= 477
			➔	☐; → 10/01; Nutzlast ab [kg] 1.000 Nutzlast bis [kg] 1.800; + ABS; für Fahrzeuge ohne verstärktes Fahrwerk		<b>24.5112-0315.3</b> <b>330509</b>	L= 315
			➔	→ 10/01; Nutzlast ab [kg] 1.000 Nutzlast bis [kg] 1.800; - ABS; für Fahrzeuge ohne verstärktes Fahrwerk	1	<b>24.5112-0340.3</b> <b>330511</b>	L= 340
			➔	11/01→ 03/02; Nutzlast ab [kg] 1.000 Nutzlast bis [kg] 1.800; - ABS; für Fahrzeuge mit Trommelbremse an der Hinterachse	1	<b>24.5112-0361.3</b> <b>330649</b>	L= 360 + Halter
			➔	→ 10/01; Nutzlast ab [kg] 1.000 Nutzlast bis [kg] 1.800; - ABS; für Fahrzeuge mit verstärktem Fahrwerk	1	<b>24.5112-0361.3</b> <b>330649</b>	L= 360 + Halter
			➔	11/01→ 03/02; Nutzlast ab [kg] 1.000 Nutzlast bis [kg] 1.800; - ABS; für Fahrzeuge mit Scheibenbremse an der Hinterachse	2	<b>83.6401-0159.3</b> <b>330746</b>	L= 160
			➔	11/01→ 03/02; Nutzlast ab [kg] 1.000 Nutzlast bis [kg] 1.800; + ABS; für Fahrzeuge mit Scheibenbremse an der Hinterachse	2	<b>83.6401-0159.3</b> <b>330746</b>	L= 160
2.5 D 2.5 D 4x4 2.5 TD 4x4 2.5 TDI 2.5 TDI 4x4 2.8 HDI	63 63 76 79 79 94	08/94→04/02 07/96→04/02 07/96→04/02 01/97→04/02 01/97→04/02 11/00→04/02	➔	S 15866410→; → 10/01; Nutzlast ab [kg] 1.400 Nutzlast bis [kg] 1.800	2	<b>24.5112-0461.3</b> <b>330616</b> <b>24.5112-0466.3</b> <b>330579</b>	L= 460 L= 462
			➔	→ S 15866409; Nutzlast ab [kg] 1.400 Nutzlast bis [kg] 1.800	2	<b>24.5112-0465.3</b> <b>330526</b> <b>24.5112-0466.3</b> <b>330579</b>	L= 465 L= 462
			➔	11/01→ 03/02; Nutzlast ab [kg] 1.400 Nutzlast bis [kg] 1.800	2	<b>24.5112-0470.3</b> <b>331460</b> <b>24.5112-0477.3</b> <b>331299</b>	L= 470 L= 477
			➔	☐; → 10/01; Nutzlast ab [kg] 1.400 Nutzlast bis [kg] 1.800; + ABS; für Fahrzeuge ohne verstärktes Fahrwerk		<b>24.5112-0315.3</b> <b>330509</b>	L= 315
			➔	→ 10/01; Nutzlast ab [kg] 1.400 Nutzlast bis [kg] 1.800; - ABS; für Fahrzeuge ohne verstärktes Fahrwerk	1	<b>24.5112-0340.3</b> <b>330511</b>	L= 340
			➔	11/01→ 03/02; Nutzlast ab [kg] 1.400 Nutzlast bis [kg] 1.800; - ABS; für Fahrzeuge mit Trommelbremse an der Hinterachse	1	<b>24.5112-0361.3</b> <b>330649</b>	L= 360 + Halter
			➔	→ 10/01; Nutzlast ab [kg] 1.400 Nutzlast bis [kg] 1.800; - ABS; für Fahrzeuge mit verstärktem Fahrwerk	1	<b>24.5112-0361.3</b> <b>330649</b>	L= 360 + Halter
			➔	11/01→ 03/02; Nutzlast ab [kg] 1.400 Nutzlast bis [kg] 1.800; + ABS; für Fahrzeuge mit Scheibenbremse an der Hinterachse	2	<b>83.6401-0159.3</b> <b>330746</b>	L= 160
			➔	11/01→ 03/02; Nutzlast ab [kg] 1.400 Nutzlast bis [kg] 1.800; - ABS; für Fahrzeuge mit Scheibenbremse an der Hinterachse	2	<b>83.6401-0159.3</b> <b>330746</b>	L= 160
2.5 DT	62	10/97→11/01	➔	S 15866410→; → 10/01; Nutzlast ab [kg] 1.400 Nutzlast bis [kg] 1.800	2	<b>24.5112-0461.3</b> <b>330616</b> <b>24.5112-0466.3</b> <b>330579</b>	L= 460 L= 462
			➔	→ S 15866409; Nutzlast ab [kg] 1.400 Nutzlast bis [kg] 1.800	2	<b>24.5112-0465.3</b> <b>330526</b> <b>24.5112-0466.3</b> <b>330579</b>	L= 465 L= 462
↓							

	kw			 	! #		
<b>PEUGEOT - BOXER Bus (230P) 03/94→04/02</b>							
<b>Bremsschlauch</b>							
2.5 DT	62	10/97→11/01	←	11/01→; Nutzlast ab [kg] 1.400 Nutzlast bis [kg] 1.800	2	24.5112-0470.3 331460	L= 470
						24.5112-0477.3 331299	L= 477
			→	☐; → 10/01; Nutzlast ab [kg] 1.400 Nutzlast bis [kg] 1.800; + ABS; für Fahrzeuge ohne verstärktes Fahrwerk		24.5112-0315.3 330509	L= 315
			→	→ 10/01; Nutzlast ab [kg] 1.400 Nutzlast bis [kg] 1.800; - ABS; für Fahrzeuge ohne verstärktes Fahrwerk	1	24.5112-0340.3 330511	L= 340
			→	→ 10/01; Nutzlast ab [kg] 1.400 Nutzlast bis [kg] 1.800; - ABS; für Fahrzeuge mit verstärktem Fahrwerk	1	24.5112-0361.3 330649	L= 360 + Halter
			→	11/01→; Nutzlast ab [kg] 1.400 Nutzlast bis [kg] 1.800; - ABS; für Fahrzeuge mit Trommelbremse an der Hinterachse	1	24.5112-0361.3 330649	L= 360 + Halter
			→	11/01→; Nutzlast ab [kg] 1.400 Nutzlast bis [kg] 1.800; - ABS; für Fahrzeuge mit Scheibenbremse an der Hinterachse	2	83.6401-0159.3 330746	L= 160
			→	11/01→; Nutzlast ab [kg] 1.400 Nutzlast bis [kg] 1.800; + ABS; für Fahrzeuge mit Scheibenbremse an der Hinterachse	2	83.6401-0159.3 330746	L= 160
2.5 TD	76	07/94→04/02	←	S 15866410→; → 10/01; Nutzlast ab [kg] 1.400 Nutzlast bis [kg] 1.800	2	24.5112-0461.3 330616	L= 460
						24.5112-0466.3 330579	L= 462
			←	08/94→; → S 15866409; Nutzlast ab [kg] 1.400 Nutzlast bis [kg] 1.800	2	24.5112-0465.3 330526	L= 465
						24.5112-0466.3 330579	L= 462
			←	11/01→ 03/02; Nutzlast ab [kg] 1.400 Nutzlast bis [kg] 1.800	2	24.5112-0470.3 331460	L= 470
						24.5112-0477.3 331299	L= 477
			→	☐; 08/94→ 10/01; Nutzlast ab [kg] 1.400 Nutzlast bis [kg] 1.800; + ABS; für Fahrzeuge ohne verstärktes Fahrwerk		24.5112-0315.3 330509	L= 315
			→	08/94→ 10/01; Nutzlast ab [kg] 1.400 Nutzlast bis [kg] 1.800; - ABS; für Fahrzeuge ohne verstärktes Fahrwerk	1	24.5112-0340.3 330511	L= 340
			→	11/01→ 03/02; Nutzlast ab [kg] 1.400 Nutzlast bis [kg] 1.800; - ABS; für Fahrzeuge mit Trommelbremse an der Hinterachse	1	24.5112-0361.3 330649	L= 360 + Halter
2.8 D	64	01/99→02/02	←	S 15866410→ S 16206244; Nutzlast ab [kg] 1.400 Nutzlast bis [kg] 1.800	2	24.5112-0461.3 330616	L= 460
						24.5112-0466.3 330579	L= 462
			←	→ S 15866409; Nutzlast ab [kg] 1.400 Nutzlast bis [kg] 1.800	2	24.5112-0465.3 330526	L= 465
						24.5112-0466.3 330579	L= 462
			←	S 16205353→; Nutzlast ab [kg] 1.400 Nutzlast bis [kg] 1.800	2	24.5112-0470.3 331460	L= 470
						24.5112-0477.3 331299	L= 477
			→	☐; → S 16206253; Nutzlast ab [kg] 1.400 Nutzlast bis [kg] 1.800; + ABS; für Fahrzeuge ohne verstärktes Fahrwerk		24.5112-0315.3 330509	L= 315
			→	→ S 16206244; Nutzlast ab [kg] 1.400 Nutzlast bis [kg] 1.800; - ABS; für Fahrzeuge ohne verstärktes Fahrwerk	1	24.5112-0340.3 330511	L= 340
→	S 16205353→; Nutzlast ab [kg] 1.400 Nutzlast bis [kg] 1.800; - ABS; für Fahrzeuge mit Trommelbremse an der Hinterachse	1	24.5112-0361.3 330649	L= 360 + Halter			
→	→ S 16206244; Nutzlast ab [kg] 1.400 Nutzlast bis [kg] 1.800; - ABS; für Fahrzeuge mit verstärktem Fahrwerk	1	24.5112-0361.3 330649	L= 360 + Halter			
→	S 16205353→; Nutzlast ab [kg] 1.400 Nutzlast bis [kg] 1.800; - ABS; für Fahrzeuge mit Scheibenbremse an der Hinterachse	2	83.6401-0159.3 330746	L= 160			










	kw			 	! #		
<b>PEUGEOT - BOXER Bus (230P) 03/94→04/02</b>							
 <b>Bremsschlauch</b>							
2.8 D	64	01/99→02/02	➔	S 16194400→; Nutzlast ab [kg] 1.400 Nutzlast bis [kg] 1.800; + ABS; für Fahrzeuge mit Scheibenbremse an der Hinterachse	2	<b>83.6401-0159.3 330746</b>	L= 160
2.8 HDi	93	10/00→11/01	➔	S 15866410→; → 10/01; Nutzlast ab [kg] 1.400 Nutzlast bis [kg] 1.800	2	<b>24.5112-0461.3 330616</b> <b>24.5112-0466.3 330579</b>	L= 460 L= 462
			➔	11/00→; → S 15866409; Nutzlast ab [kg] 1.400 Nutzlast bis [kg] 1.800	2	<b>24.5112-0465.3 330526</b> <b>24.5112-0466.3 330579</b>	L= 465 L= 462
			➔	11/01→; Nutzlast ab [kg] 1.400 Nutzlast bis [kg] 1.800	2	<b>24.5112-0470.3 331460</b> <b>24.5112-0477.3 331299</b>	L= 470 L= 477
			➔	☐; 11/00→ 10/01; Nutzlast ab [kg] 1.400 Nutzlast bis [kg] 1.800; + ABS; für Fahrzeuge ohne verstärktes Fahrwerk		<b>24.5112-0315.3 330509</b>	L= 315
			➔	11/00→ 10/01; Nutzlast ab [kg] 1.400 Nutzlast bis [kg] 1.800; - ABS; für Fahrzeuge ohne verstärktes Fahrwerk	1	<b>24.5112-0340.3 330511</b>	L= 340
			➔	11/00→ 10/01; Nutzlast ab [kg] 1.400 Nutzlast bis [kg] 1.800; - ABS; für Fahrzeuge mit verstärktem Fahrwerk	1	<b>24.5112-0361.3 330649</b>	L= 360 + Halter
			➔	11/01→; Nutzlast ab [kg] 1.400 Nutzlast bis [kg] 1.800; - ABS; für Fahrzeuge mit Trommelbremse an der Hinterachse	1	<b>24.5112-0361.3 330649</b>	L= 360 + Halter
			➔	11/01→; Nutzlast ab [kg] 1.400 Nutzlast bis [kg] 1.800; - ABS; für Fahrzeuge mit Scheibenbremse an der Hinterachse	2	<b>83.6401-0159.3 330746</b>	L= 160
			➔	11/01→; Nutzlast ab [kg] 1.400 Nutzlast bis [kg] 1.800; + ABS; für Fahrzeuge mit Scheibenbremse an der Hinterachse	2	<b>83.6401-0159.3 330746</b>	L= 160
<b>PEUGEOT - BOXER Bus (244, Z_) 12/01→</b>							
 <b>Bremssattel</b>							
2.0	81	04/02→	➔	☐; → 03/06; Nutzlast ab [kg] 1.000 Nutzlast bis [kg] 1.800		<b>24.3461-1701.5 240449</b>	Ø 46 - Halter
2.0 HDi	62	04/02→	➔	☐; → 03/06; Nutzlast ab [kg] 1.000 Nutzlast bis [kg] 1.800		<b>24.3461-1702.5 240450</b>	Ø 46 - Halter
2.2 HDi	74	04/02→					
2.8 HDi	94	04/02→					
2.8 HDi	107	04/04→					
2.8 HDi 4x4	94	04/02→					
2.0 BiFuel	81	12/01→06/06	➔	☐; 04/02→ 03/06; Nutzlast ab [kg] 1.000 Nutzlast bis [kg] 1.800		<b>24.3461-1701.5 240449</b>	Ø 46 - Halter
			➔	☐; 04/02→ 03/06; Nutzlast ab [kg] 1.000 Nutzlast bis [kg] 1.800		<b>24.3461-1702.5 240450</b>	Ø 46 - Halter
 <b>Bremsschlauch</b>							
2.0	81	04/02→	➔	→ 03/06; Nutzlast ab [kg] 1.000 Nutzlast bis [kg] 1.800	2	<b>24.5112-0470.3 331460</b> <b>24.5112-0477.3 331299</b>	L= 470 L= 477
2.0 HDi	62	04/02→					
2.2 HDi	74	04/02→	➔	→ 03/06; Nutzlast ab [kg] 1.000 Nutzlast bis [kg] 1.800; - ABS; für Fahrzeuge mit Trommelbremse an der Hinterachse	1	<b>24.5112-0361.3 330649</b>	L= 360 + Halter
2.8 HDi	94	04/02→					
2.8 HDi	107	04/04→					
2.8 HDi 4x4	94	04/02→					
			➔	→ 03/06; Nutzlast ab [kg] 1.000 Nutzlast bis [kg] 1.800; + ABS; für Fahrzeuge mit Scheibenbremse an der Hinterachse	2	<b>83.6401-0159.3 330746</b>	L= 160
			➔	→ 03/06; Nutzlast ab [kg] 1.000 Nutzlast bis [kg] 1.800; - ABS; für Fahrzeuge mit Scheibenbremse an der Hinterachse	2	<b>83.6401-0159.3 330746</b>	L= 160
2.0 BiFuel	81	12/01→06/06	➔	04/02→ 03/06; Nutzlast ab [kg] 1.000 Nutzlast bis [kg] 1.800	2	<b>24.5112-0470.3 331460</b> <b>24.5112-0477.3 331299</b>	L= 470 L= 477
			➔	04/02→ 03/06; Nutzlast ab [kg] 1.000 Nutzlast bis [kg] 1.800; - ABS; für Fahrzeuge mit Trommelbremse an der Hinterachse	1	<b>24.5112-0361.3 330649</b>	L= 360 + Halter
			➔	04/02→ 03/06; Nutzlast ab [kg] 1.000 Nutzlast bis [kg] 1.800; + ABS; für Fahrzeuge mit Scheibenbremse an der Hinterachse	2	<b>83.6401-0159.3 330746</b>	L= 160
			➔	04/02→ 03/06; Nutzlast ab [kg] 1.000 Nutzlast bis [kg] 1.800; - ABS; für Fahrzeuge mit Scheibenbremse an der Hinterachse	2	<b>83.6401-0159.3 330746</b>	L= 160








	kw			 	! #		
<b>PEUGEOT - BOXER Kasten 04/06→</b>							
 <b>Bremsschlauch</b>							
2.0 BlueHDi 110	81	07/15→	←		2	24.5112-0492.3 331217	L= 492
2.0 BlueHDi 130	96	07/15→	→	kurzer Radstand	2	24.5112-0417.3 331298	L= 417
2.0 BlueHDi 160	120	07/15→	→	langer Radstand	2	83.7101-9489.3 330906	L= 488,5
2.2 HDi 100	74	04/06→					
2.2 HDi 110	81	03/11→					
2.2 HDi 120	88	04/06→					
2.2 HDi 130	96	03/11→					
2.2 HDi 150	110	03/11→					
3.0 D	116	09/08→12/09					
3.0 HDi	115	07/06→					
3.0 HDi 145	107	04/10→					
3.0 HDi 160	116	04/06→					
3.0 HDi 175	130	03/11→					
<b>PEUGEOT - BOXER Kasten (230L) 03/94→06/03</b>							
 <b>Bremssattel</b>							
1.9 D	50	07/99→04/02	→	☐; 11/01→ 03/02; Nutzlast [kg]: 1.000		24.3461-1701.5 240449	Ø 46 - Halter
1.9 D	51	03/94→04/02	→	☐; 11/01→ 03/02; Nutzlast [kg]: 1.000		24.3461-1702.5 240450	Ø 46 - Halter
1.9 TD	66	07/99→04/02	→	☐; 11/01→ 03/02; Nutzlast ab [kg] 1.000		24.3461-1701.5 240449	Ø 46 - Halter
1.9 TD	68	03/94→04/02	→	Nutzlast bis [kg] 1.400		24.3461-1702.5 240450	Ø 46 - Halter
			→	☐; 11/01→ 03/02; Nutzlast ab [kg] 1.000		24.3461-1702.5 240450	Ø 46 - Halter
			→	Nutzlast bis [kg] 1.400			
2.0 HDi	62	08/01→04/02	→	☐; 11/01→ 03/02; Nutzlast ab [kg] 1.000		24.3461-1701.5 240449	Ø 46 - Halter
2.0 i	80	06/94→04/02	→	Nutzlast bis [kg] 1.800		24.3461-1702.5 240450	Ø 46 - Halter
			→	☐; 11/01→ 03/02; Nutzlast ab [kg] 1.000		24.3461-1702.5 240450	Ø 46 - Halter
			→	Nutzlast bis [kg] 1.800			
2.5 D	63	03/94→04/02	→	☐; 11/01→ 03/02; Nutzlast ab [kg] 1.400		24.3461-1701.5 240449	Ø 46 - Halter
2.5 D 4x4	63	07/99→04/02	→	Nutzlast bis [kg] 1.800			
2.5 TDI	79	01/97→04/02	→	☐; 11/01→ 03/02; Nutzlast ab [kg] 1.400		24.3461-1702.5 240450	Ø 46 - Halter
2.5 TDI 4x4	79	07/99→04/02	→	Nutzlast bis [kg] 1.800			
2.8 HDi	94	11/00→04/02					
2.8 HDi 4x4	94	10/00→04/02					
2.5 DT	62	10/97→11/01	→	☐; 11/01→; Nutzlast ab [kg] 1.400		24.3461-1701.5 240449	Ø 46 - Halter
2.8 HDi	93	10/00→11/01	→	Nutzlast bis [kg] 1.800			
2.8 HDi 4x4	93	10/00→11/01	→	☐; 11/01→; Nutzlast ab [kg] 1.400		24.3461-1702.5 240450	Ø 46 - Halter
			→	Nutzlast bis [kg] 1.800			
2.8 D	64	01/99→02/02	→	☐; S 16194400→; Nutzlast ab [kg] 1.400		24.3461-1701.5 240449	Ø 46 - Halter
			→	Nutzlast bis [kg] 1.800		24.3461-1702.5 240450	Ø 46 - Halter
			→	☐; S 16194400→; Nutzlast ab [kg] 1.400		24.3461-1702.5 240450	Ø 46 - Halter
			→	Nutzlast bis [kg] 1.800			
<b>Zubehörsatz, Bremssattel</b>							
1.9 D	50	07/99→04/02		→ 10/01; Nutzlast [kg]: 1.000; + ABS		24.0101-4804.2 260050	TRW
1.9 D	51	03/94→04/02					
1.9 DT 4x4	66	03/96→09/98		+ ABS; Nutzlast ab [kg] 1.000		24.0101-4804.2 260050	TRW
2.0 4x4	80	03/96→09/98		Nutzlast bis [kg] 1.400			
1.9 TD	66	07/99→04/02		→ 10/01; Nutzlast ab [kg] 1.000		24.0101-4804.2 260050	TRW
1.9 TD	68	03/94→04/02		Nutzlast bis [kg] 1.400; + ABS			
2.0 HDi	62	08/01→04/02					
2.0 i	80	06/94→04/02					
2.5 D	63	03/94→04/02		→ 10/01; Nutzlast [kg]: 1.400; + ABS		24.0101-4804.2 260050	TRW
2.5 D 4x4	63	07/99→04/02					
2.5 DT	62	10/97→11/01					
2.8 D	64	01/99→02/02		→ S 16206253; Nutzlast [kg]: 1.400; + ABS		24.0101-4804.2 260050	TRW
 <b>Bremsschlauch</b>							
1.9 D	50	07/99→04/02	←	S 15866410→; → 10/01;	2	24.5112-0461.3 330616	L= 460
1.9 D	51	03/94→04/02	←	Nutzlast [kg]: 1.000		24.5112-0466.3 330579	L= 462
			←	→ S 15866409; Nutzlast [kg]: 1.000	2	24.5112-0465.3 330526	L= 465
			←			24.5112-0466.3 330579	L= 462
			←	11/01→ 03/02; Nutzlast [kg]: 1.000	2	24.5112-0470.3 331460	L= 470
			←			24.5112-0477.3 331299	L= 477
			→	☐; → 10/01; Nutzlast [kg]: 1.000; + ABS;		24.5112-0315.3 330509	L= 315
			→	für Fahrzeuge ohne verstärktes Fahrwerk			
			→	→ 10/01; Nutzlast [kg]: 1.000; - ABS;	1	24.5112-0340.3 330511	L= 340
			→	für Fahrzeuge ohne verstärktes Fahrwerk			
			→	11/01→ 03/02; Nutzlast [kg]: 1.000;	1	24.5112-0361.3 330649	L= 360 + Halter
			→	- ABS;			
			→	für Fahrzeuge mit Trommelbremse an			
			→	der Hinterachse			
			→	→ 10/01; Nutzlast [kg]: 1.000; - ABS;	1	24.5112-0361.3 330649	L= 360 + Halter
			→	für Fahrzeuge mit verstärktem Fahrwerk			

	kw			 	! #			
<b>PEUGEOT - BOXER Kasten (230L) 03/94→06/03</b>								
<b>Bremsschlauch</b>								
1.9 D 1.9 D	50 51	07/99→04/02 03/94→04/02	➔	11/01→ 03/02; Nutzlast [kg]: 1.000; + ABS; für Fahrzeuge mit Scheibenbremse an der Hinterachse	2	<b>83.6401-0159.3</b>	<b>330746</b>	L= 160
			➔	11/01→ 03/02; Nutzlast [kg]: 1.000; - ABS; für Fahrzeuge mit Scheibenbremse an der Hinterachse	2	<b>83.6401-0159.3</b>	<b>330746</b>	L= 160
1.9 TD 1.9 TD	66 68	07/99→04/02 03/94→04/02	←	S 15866410→; → 10/01; Nutzlast ab [kg] 1.000 Nutzlast bis [kg] 1.400	2	<b>24.5112-0461.3</b>	<b>330616</b>	L= 460
						<b>24.5112-0466.3</b>	<b>330579</b>	L= 462
			←	→ S 15866409; Nutzlast ab [kg] 1.000 Nutzlast bis [kg] 1.400	2	<b>24.5112-0465.3</b>	<b>330526</b>	L= 465
						<b>24.5112-0466.3</b>	<b>330579</b>	L= 462
			←	11/01→ 03/02; Nutzlast ab [kg] 1.000 Nutzlast bis [kg] 1.400	2	<b>24.5112-0470.3</b>	<b>331460</b>	L= 470
						<b>24.5112-0477.3</b>	<b>331299</b>	L= 477
			➔	☐; → 10/01; Nutzlast ab [kg] 1.000 Nutzlast bis [kg] 1.400; + ABS; für Fahrzeuge ohne verstärktes Fahrwerk		<b>24.5112-0315.3</b>	<b>330509</b>	L= 315
			➔	→ 10/01; Nutzlast ab [kg] 1.000 Nutzlast bis [kg] 1.400; - ABS; für Fahrzeuge ohne verstärktes Fahrwerk	1	<b>24.5112-0340.3</b>	<b>330511</b>	L= 340
			➔	→ 10/01; Nutzlast ab [kg] 1.000 Nutzlast bis [kg] 1.400; - ABS; für Fahrzeuge mit verstärktem Fahrwerk	1	<b>24.5112-0361.3</b>	<b>330649</b>	L= 360 + Halter
			➔	11/01→ 03/02; Nutzlast ab [kg] 1.000 Nutzlast bis [kg] 1.400; - ABS; für Fahrzeuge mit Trommelbremse an der Hinterachse	1	<b>24.5112-0361.3</b>	<b>330649</b>	L= 360 + Halter
2.0 HDI	62	08/01→04/02	←	→ 10/01; Nutzlast ab [kg] 1.000 Nutzlast bis [kg] 1.800	2	<b>24.5112-0461.3</b>	<b>330616</b>	L= 460
						<b>24.5112-0466.3</b>	<b>330579</b>	L= 462
			←	11/01→ 03/02; Nutzlast ab [kg] 1.000 Nutzlast bis [kg] 1.800	2	<b>24.5112-0470.3</b>	<b>331460</b>	L= 470
						<b>24.5112-0477.3</b>	<b>331299</b>	L= 477
			➔	☐; → 10/01; Nutzlast ab [kg] 1.000 Nutzlast bis [kg] 1.800; + ABS; für Fahrzeuge ohne verstärktes Fahrwerk		<b>24.5112-0315.3</b>	<b>330509</b>	L= 315
			➔	→ 10/01; Nutzlast ab [kg] 1.000 Nutzlast bis [kg] 1.800; - ABS; für Fahrzeuge ohne verstärktes Fahrwerk	1	<b>24.5112-0340.3</b>	<b>330511</b>	L= 340
			➔	11/01→ 03/02; Nutzlast ab [kg] 1.000 Nutzlast bis [kg] 1.800; - ABS; für Fahrzeuge mit Trommelbremse an der Hinterachse	1	<b>24.5112-0361.3</b>	<b>330649</b>	L= 360 + Halter
			➔	→ 10/01; Nutzlast ab [kg] 1.000 Nutzlast bis [kg] 1.800; - ABS; für Fahrzeuge mit verstärktem Fahrwerk	1	<b>24.5112-0361.3</b>	<b>330649</b>	L= 360 + Halter
			➔	11/01→ 03/02; Nutzlast ab [kg] 1.000 Nutzlast bis [kg] 1.800; - ABS; für Fahrzeuge mit Scheibenbremse an der Hinterachse	2	<b>83.6401-0159.3</b>	<b>330746</b>	L= 160
			➔	11/01→ 03/02; Nutzlast ab [kg] 1.000 Nutzlast bis [kg] 1.800; + ABS; für Fahrzeuge mit Scheibenbremse an der Hinterachse	2	<b>83.6401-0159.3</b>	<b>330746</b>	L= 160
2.0 i	80	06/94→04/02	←	S 15866410→; → 10/01; Nutzlast ab [kg] 1.000 Nutzlast bis [kg] 1.800	2	<b>24.5112-0461.3</b>	<b>330616</b>	L= 460
						<b>24.5112-0466.3</b>	<b>330579</b>	L= 462
			←	→ S 15866409; Nutzlast ab [kg] 1.000 Nutzlast bis [kg] 1.800	2	<b>24.5112-0465.3</b>	<b>330526</b>	L= 465
						<b>24.5112-0466.3</b>	<b>330579</b>	L= 462
			←	11/01→ 03/02; Nutzlast ab [kg] 1.000 Nutzlast bis [kg] 1.800	2	<b>24.5112-0470.3</b>	<b>331460</b>	L= 470
						<b>24.5112-0477.3</b>	<b>331299</b>	L= 477
			➔	☐; → 10/01; Nutzlast ab [kg] 1.000 Nutzlast bis [kg] 1.800; + ABS; für Fahrzeuge ohne verstärktes Fahrwerk		<b>24.5112-0315.3</b>	<b>330509</b>	L= 315
➔	→ 10/01; Nutzlast ab [kg] 1.000 Nutzlast bis [kg] 1.800; - ABS; für Fahrzeuge ohne verstärktes Fahrwerk	1	<b>24.5112-0340.3</b>	<b>330511</b>	L= 340			
➔	11/01→ 03/02; Nutzlast ab [kg] 1.000 Nutzlast bis [kg] 1.800; - ABS;	1	<b>24.5112-0361.3</b>	<b>330649</b>	L= 360 + Halter			


































	kw			 	! #			
<b>PEUGEOT - BOXER Kasten (230L) 03/94→06/03</b>								
<b>Bremsschlauch</b>								
2.0 i	80	06/94→04/02	➡	für Fahrzeuge mit Trommelbremse an der Hinterachse				
			➡	→ 10/01; Nutzlast ab [kg] 1.000 Nutzlast bis [kg] 1.800; - ABS; für Fahrzeuge mit verstärktem Fahrwerk	1	24.5112-0361.3	330649	L= 360 + Halter
			➡	11/01→ 03/02; Nutzlast ab [kg] 1.000 Nutzlast bis [kg] 1.800; - ABS; für Fahrzeuge mit Scheibenbremse an der Hinterachse	2	83.6401-0159.3	330746	L= 160
			➡	11/01→ 03/02; Nutzlast ab [kg] 1.000 Nutzlast bis [kg] 1.800; + ABS; für Fahrzeuge mit Scheibenbremse an der Hinterachse	2	83.6401-0159.3	330746	L= 160
2.5 D 2.5 D 4x4	63 63	03/94→04/02 07/99→04/02	←	S 15866410→; → 10/01; Nutzlast ab [kg] 1.000 Nutzlast bis [kg] 1.800	2	24.5112-0461.3	330616	L= 460
						24.5112-0466.3	330579	L= 462
			←	→ S 15866409; Nutzlast ab [kg] 1.400 Nutzlast bis [kg] 1.800	2	24.5112-0465.3	330526	L= 465
						24.5112-0466.3	330579	L= 462
			←	11/01→ 03/02; Nutzlast ab [kg] 1.400 Nutzlast bis [kg] 1.800	2	24.5112-0470.3	331460	L= 470
						24.5112-0477.3	331299	L= 477
			➡	☐; → 10/01; Nutzlast ab [kg] 1.400 Nutzlast bis [kg] 1.800; + ABS; für Fahrzeuge ohne verstärktes Fahrwerk		24.5112-0315.3	330509	L= 315
			➡	→ 10/01; Nutzlast ab [kg] 1.400 Nutzlast bis [kg] 1.800; - ABS; für Fahrzeuge ohne verstärktes Fahrwerk	1	24.5112-0340.3	330511	L= 340
			➡	11/01→ 03/02; Nutzlast ab [kg] 1.400 Nutzlast bis [kg] 1.800; - ABS; für Fahrzeuge mit Trommelbremse an der Hinterachse	1	24.5112-0361.3	330649	L= 360 + Halter
			➡	→ 10/01; Nutzlast ab [kg] 1.400 Nutzlast bis [kg] 1.800; - ABS; für Fahrzeuge mit verstärktem Fahrwerk	1	24.5112-0361.3	330649	L= 360 + Halter
2.5 DT	62	10/97→11/01	←	S 15866410→; → 10/01; Nutzlast ab [kg] 1.000 Nutzlast bis [kg] 1.800	2	24.5112-0461.3	330616	L= 460
						24.5112-0466.3	330579	L= 462
			←	→ S 15866409; Nutzlast ab [kg] 1.400 Nutzlast bis [kg] 1.800	2	24.5112-0465.3	330526	L= 465
						24.5112-0466.3	330579	L= 462
			←	11/01→; Nutzlast ab [kg] 1.400 Nutzlast bis [kg] 1.800	2	24.5112-0470.3	331460	L= 470
						24.5112-0477.3	331299	L= 477
			➡	☐; → 10/01; Nutzlast ab [kg] 1.400 Nutzlast bis [kg] 1.800; + ABS; für Fahrzeuge ohne verstärktes Fahrwerk		24.5112-0315.3	330509	L= 315
			➡	→ 10/01; Nutzlast ab [kg] 1.400 Nutzlast bis [kg] 1.800; - ABS; für Fahrzeuge ohne verstärktes Fahrwerk	1	24.5112-0340.3	330511	L= 340
			➡	11/01→; Nutzlast ab [kg] 1.400 Nutzlast bis [kg] 1.800; - ABS; für Fahrzeuge mit Trommelbremse an der Hinterachse	1	24.5112-0361.3	330649	L= 360 + Halter
			➡	→ 10/01; Nutzlast ab [kg] 1.400 Nutzlast bis [kg] 1.800; - ABS; für Fahrzeuge mit verstärktem Fahrwerk	1	24.5112-0361.3	330649	L= 360 + Halter
2.5 TD 2.5 TDI 2.5 TDI 4x4 2.8 HDI	76 79 79 94	03/94→04/02 01/97→04/02 07/99→04/02 11/00→04/02	←	S 15866410→; → 10/01; Nutzlast ab [kg] 1.400 Nutzlast bis [kg] 1.800	2	24.5112-0461.3	330616	L= 460
						24.5112-0466.3	330579	L= 462
			←	→ S 15866409; Nutzlast ab [kg] 1.400 Nutzlast bis [kg] 1.800	2	24.5112-0465.3	330526	L= 465
						24.5112-0466.3	330579	L= 462
			←	11/01→ 03/02; Nutzlast ab [kg] 1.400 Nutzlast bis [kg] 1.800	2	24.5112-0470.3	331460	L= 470
						24.5112-0477.3	331299	L= 477
↓								

	kw			 	! #		
<b>PEUGEOT - BOXER Kasten (230L) 03/94→06/03</b>							
<b>Bremsschlauch</b>							
2.5 TD	76	03/94→04/02	➡	☐; → 10/01; Nutzlast ab [kg] 1.400 Nutzlast bis [kg] 1.800; + ABS; für Fahrzeuge ohne verstärktes Fahrwerk		24.5112-0315.3 330509	L= 315
2.5 TDI	79	01/97→04/02	➡	→ 10/01; Nutzlast ab [kg] 1.400 Nutzlast bis [kg] 1.800; - ABS; für Fahrzeuge ohne verstärktes Fahrwerk	1	24.5112-0340.3 330511	L= 340
2.5 TDI 4x4	79	07/99→04/02	➡	11/01→ 03/02; Nutzlast ab [kg] 1.400 Nutzlast bis [kg] 1.800; - ABS; für Fahrzeuge mit Trommelbremse an der Hinterachse	1	24.5112-0361.3 330649	L= 360 + Halter
2.8 HDI	94	11/00→04/02	➡	→ 10/01; Nutzlast ab [kg] 1.400 Nutzlast bis [kg] 1.800; - ABS; für Fahrzeuge mit verstärktem Fahrwerk	1	24.5112-0361.3 330649	L= 360 + Halter
			➡	11/01→ 03/02; Nutzlast ab [kg] 1.400 Nutzlast bis [kg] 1.800; + ABS; für Fahrzeuge mit Scheibenbremse an der Hinterachse	2	83.6401-0159.3 330746	L= 160
			➡	11/01→ 03/02; Nutzlast ab [kg] 1.400 Nutzlast bis [kg] 1.800; - ABS; für Fahrzeuge mit Scheibenbremse an der Hinterachse	2	83.6401-0159.3 330746	L= 160
2.8 D	64	01/99→02/02	⬅	S 15866410→ S 16206244; Nutzlast ab [kg] 1.400 Nutzlast bis [kg] 1.800	2	24.5112-0461.3 330616 24.5112-0466.3 330579	L= 460 L= 462
			⬅	→ S 15866409; Nutzlast ab [kg] 1.400 Nutzlast bis [kg] 1.800	2	24.5112-0465.3 330526 24.5112-0466.3 330579	L= 465 L= 462
			⬅	S 16205353→; Nutzlast ab [kg] 1.400 Nutzlast bis [kg] 1.800	2	24.5112-0470.3 331460 24.5112-0477.3 331299	L= 470 L= 477
			➡	☐; → S 16206253; Nutzlast ab [kg] 1.400 Nutzlast bis [kg] 1.800; + ABS; für Fahrzeuge ohne verstärktes Fahrwerk		24.5112-0315.3 330509	L= 315
			➡	→ S 16206244; Nutzlast ab [kg] 1.400 Nutzlast bis [kg] 1.800; - ABS; für Fahrzeuge ohne verstärktes Fahrwerk	1	24.5112-0340.3 330511	L= 340
			➡	S 16205353→; Nutzlast ab [kg] 1.400 Nutzlast bis [kg] 1.800; - ABS; für Fahrzeuge mit Trommelbremse an der Hinterachse	1	24.5112-0361.3 330649	L= 360 + Halter
			➡	→ S 16206244; Nutzlast ab [kg] 1.400 Nutzlast bis [kg] 1.800; - ABS; für Fahrzeuge mit verstärktem Fahrwerk	1	24.5112-0361.3 330649	L= 360 + Halter
			➡	S 16205353→; Nutzlast ab [kg] 1.400 Nutzlast bis [kg] 1.800; - ABS; für Fahrzeuge mit Scheibenbremse an der Hinterachse	2	83.6401-0159.3 330746	L= 160
			➡	S 16194400→; Nutzlast ab [kg] 1.400 Nutzlast bis [kg] 1.800; + ABS; für Fahrzeuge mit Scheibenbremse an der Hinterachse	2	83.6401-0159.3 330746	L= 160
2.8 HDi	93	10/00→11/01	⬅	S 15866410→; → 10/01; Nutzlast ab [kg] 1.400 Nutzlast bis [kg] 1.800	2	24.5112-0461.3 330616 24.5112-0466.3 330579	L= 460 L= 462
			⬅	11/00→; → S 15866409; Nutzlast ab [kg] 1.400 Nutzlast bis [kg] 1.800	2	24.5112-0465.3 330526 24.5112-0466.3 330579	L= 465 L= 462
			⬅	11/01→; Nutzlast ab [kg] 1.400 Nutzlast bis [kg] 1.800	2	24.5112-0470.3 331460 24.5112-0477.3 331299	L= 470 L= 477
			➡	☐; 11/00→ 10/01; Nutzlast ab [kg] 1.400 Nutzlast bis [kg] 1.800; + ABS; für Fahrzeuge ohne verstärktes Fahrwerk		24.5112-0315.3 330509	L= 315
			➡	11/00→ 10/01; Nutzlast ab [kg] 1.400 Nutzlast bis [kg] 1.800; - ABS; für Fahrzeuge ohne verstärktes Fahrwerk	1	24.5112-0340.3 330511	L= 340
			➡	11/00→ 10/01; Nutzlast ab [kg] 1.400 Nutzlast bis [kg] 1.800; - ABS; für Fahrzeuge mit verstärktem Fahrwerk	1	24.5112-0361.3 330649	L= 360 + Halter
			➡	11/01→; Nutzlast ab [kg] 1.400 Nutzlast bis [kg] 1.800; - ABS; für Fahrzeuge mit Trommelbremse an der Hinterachse	1	24.5112-0361.3 330649	L= 360 + Halter
			➡	11/01→; Nutzlast ab [kg] 1.400 Nutzlast bis [kg] 1.800; - ABS; für Fahrzeuge mit Scheibenbremse an der Hinterachse	2	83.6401-0159.3 330746	L= 160
			➡	11/01→; Nutzlast ab [kg] 1.400 Nutzlast bis [kg] 1.800; + ABS; für Fahrzeuge mit Scheibenbremse an der Hinterachse	2	83.6401-0159.3 330746	L= 160










	kw			 	! #		
<b>PEUGEOT - BOXER Kasten (244) 12/01→</b>							
 <b>Bremssattel</b>							
2.0 2.0 HDi	81 62	04/02→ 04/02→	➡	☐; → 03/06; Nutzlast ab [kg] 1.000 Nutzlast bis [kg] 1.800		24.3461-1701.5 240449	Ø 46 - Halter
2.2 HDi 2.8 HDi 2.8 HDi 2.8 HDi 2.8 HDi 4x4	74 93 94 107 94	04/02→ 09/05→09/09 04/02→ 04/04→ 04/02→	➡	☐; → 03/06; Nutzlast ab [kg] 1.000 Nutzlast bis [kg] 1.800		24.3461-1702.5 240450	Ø 46 - Halter
2.0 BiFuel	81	12/01→06/06	➡	☐; 04/02→ 03/06; Nutzlast ab [kg] 1.000 Nutzlast bis [kg] 1.800		24.3461-1701.5 240449	Ø 46 - Halter
			➡	☐; 04/02→ 03/06; Nutzlast ab [kg] 1.000 Nutzlast bis [kg] 1.800		24.3461-1702.5 240450	Ø 46 - Halter
 <b>Bremsschlauch</b>							
2.0 2.0 HDi 2.2 HDi 2.8 HDi 2.8 HDi 2.8 HDi 2.8 HDi 4x4	81 62 74 93 94 107 94	04/02→ 04/02→ 04/02→ 09/05→09/09 04/02→ 04/04→ 04/02→	←	→ 03/06; Nutzlast ab [kg] 1.000 Nutzlast bis [kg] 1.800	2	24.5112-0470.3 331460 24.5112-0477.3 331299	L= 470 L= 477
			➡	→ 03/06; Nutzlast ab [kg] 1.000 Nutzlast bis [kg] 1.800; - ABS; für Fahrzeuge mit Trommelbremse an der Hinterachse	1	24.5112-0361.3 330649	L= 360 + Halter
			➡	→ 03/06; Nutzlast ab [kg] 1.000 Nutzlast bis [kg] 1.800; + ABS; für Fahrzeuge mit Scheibenbremse an der Hinterachse	2	83.6401-0159.3 330746	L= 160
			➡	→ 03/06; Nutzlast ab [kg] 1.000 Nutzlast bis [kg] 1.800; - ABS; für Fahrzeuge mit Scheibenbremse an der Hinterachse	2	83.6401-0159.3 330746	L= 160
2.0 BiFuel	81	12/01→06/06	←	04/02→ 03/06; Nutzlast ab [kg] 1.000 Nutzlast bis [kg] 1.800	2	24.5112-0470.3 331460 24.5112-0477.3 331299	L= 470 L= 477
			➡	04/02→ 03/06; Nutzlast ab [kg] 1.000 Nutzlast bis [kg] 1.800; - ABS; für Fahrzeuge mit Trommelbremse an der Hinterachse	1	24.5112-0361.3 330649	L= 360 + Halter
			➡	04/02→ 03/06; Nutzlast ab [kg] 1.000 Nutzlast bis [kg] 1.800; + ABS; für Fahrzeuge mit Scheibenbremse an der Hinterachse	2	83.6401-0159.3 330746	L= 160
			➡	04/02→ 03/06; Nutzlast ab [kg] 1.000 Nutzlast bis [kg] 1.800; - ABS; für Fahrzeuge mit Scheibenbremse an der Hinterachse	2	83.6401-0159.3 330746	L= 160
<b>PEUGEOT - BOXER Pritsche/Fahrgestell 04/06→</b>							
 <b>Bremsschlauch</b>							
2.0 BlueHDi 110 2.0 BlueHDi 130 2.0 BlueHDi 160	81 96 120	07/15→ 07/15→ 07/15→	←		2	24.5112-0492.3 331217	L= 492
2.2 HDi 100 2.2 HDi 110	74 81	04/06→ 03/11→	➡	kurzer Radstand	2	24.5112-0417.3 331298	L= 417
2.2 HDi 120 2.2 HDi 130 2.2 HDi 150 3.0 HDi 3.0 HDi 145 3.0 HDi 160 3.0 HDi 175	88 96 110 115 107 116 130	04/06→ 03/11→ 03/11→ 02/07→ 04/10→ 04/06→ 03/11→	➡	langer Radstand	2	83.7101-9489.3 330906	L= 488,5
<b>PEUGEOT - BOXER Pritsche/Fahrgestell (244) 12/01→</b>							
 <b>Bremssattel</b>							
2.0 BiFuel	81	12/01→06/06	➡	☐; 04/02→ 03/06; Nutzlast ab [kg] 1.000 Nutzlast bis [kg] 1.800		24.3461-1701.5 240449	Ø 46 - Halter
			➡	☐; 04/02→ 03/06; Nutzlast ab [kg] 1.000 Nutzlast bis [kg] 1.800		24.3461-1702.5 240450	Ø 46 - Halter
2.0 HDi 2.2 HDi 2.8 HDi 2.8 HDi 2.8 HDi 4x4	62 74 94 107 94	04/02→ 04/02→ 04/02→ 04/04→ 04/02→	➡	☐; → 03/06; Nutzlast ab [kg] 1.000 Nutzlast bis [kg] 1.800		24.3461-1701.5 240449	Ø 46 - Halter
			➡	☐; → 03/06; Nutzlast ab [kg] 1.000 Nutzlast bis [kg] 1.800		24.3461-1702.5 240450	Ø 46 - Halter
 <b>Bremsschlauch</b>							
2.0 BiFuel	81	12/01→06/06	←	04/02→ 03/06; Nutzlast ab [kg] 1.000 Nutzlast bis [kg] 1.800	2	24.5112-0470.3 331460 24.5112-0477.3 331299	L= 470 L= 477
			➡	04/02→ 03/06; Nutzlast ab [kg] 1.000 Nutzlast bis [kg] 1.800; - ABS;	1	24.5112-0361.3 330649	L= 360 + Halter

	kw			 	! #		
<b>PEUGEOT - BOXER Pritsche/Fahrgestell (244) 12/01→</b>							
 <b>Bremsschlauch</b>							
2.0 BiFuel	81	12/01→06/06	➔	für Fahrzeuge mit Trommelbremse an der Hinterachse			
			➔	04/02→ 03/06; Nutzlast ab [kg] 1.000 Nutzlast bis [kg] 1.800; + ABS; für Fahrzeuge mit Scheibenbremse an der Hinterachse	2	83.6401-0159.3	330746 L= 160
			➔	04/02→ 03/06; Nutzlast ab [kg] 1.000 Nutzlast bis [kg] 1.800; - ABS; für Fahrzeuge mit Scheibenbremse an der Hinterachse	2	83.6401-0159.3	330746 L= 160
2.0 HDi	62	04/02→	←	→ 03/06; Nutzlast ab [kg] 1.000 Nutzlast bis [kg] 1.800	2	24.5112-0470.3	331460 L= 470
2.2 HDi	74	04/02→				24.5112-0477.3	331299 L= 477
2.8 HDi	94	04/02→					
2.8 HDi	107	04/04→	➔	→ 03/06; Nutzlast ab [kg] 1.000 Nutzlast bis [kg] 1.800; - ABS; für Fahrzeuge mit Trommelbremse an der Hinterachse	1	24.5112-0361.3	330649 L= 360 + Halter
2.8 HDi 4x4	94	04/02→	➔	→ 03/06; Nutzlast ab [kg] 1.000 Nutzlast bis [kg] 1.800; + ABS; für Fahrzeuge mit Scheibenbremse an der Hinterachse	2	83.6401-0159.3	330746 L= 160
			➔	→ 03/06; Nutzlast ab [kg] 1.000 Nutzlast bis [kg] 1.800; - ABS; für Fahrzeuge mit Scheibenbremse an der Hinterachse	2	83.6401-0159.3	330746 L= 160
<b>PEUGEOT - BOXER Pritsche/Fahrgestell (ZCT_) 03/94→04/02</b>							
 <b>Bremssattel</b>							
1.9 D	51	03/94→04/02	➔	☐; S 16194400→; Nutzlast ab [kg] 1.000 Nutzlast bis [kg] 1.400		24.3461-1701.5	240449 Ø 46 - Halter
			➔	☐; S 16194400→; Nutzlast ab [kg] 1.000 Nutzlast bis [kg] 1.400		24.3461-1702.5	240450 Ø 46 - Halter
1.9 TD	66	06/94→04/02	➔	☐; 11/01→ 03/02; Nutzlast ab [kg] 1.000 Nutzlast bis [kg] 1.400		24.3461-1701.5	240449 Ø 46 - Halter
1.9 TD	68	07/94→04/02	➔	☐; 11/01→ 03/02; Nutzlast ab [kg] 1.000 Nutzlast bis [kg] 1.400		24.3461-1702.5	240450 Ø 46 - Halter
2.0	81	12/01→04/02	➔	☐; → 03/02; Nutzlast ab [kg] 1.000 Nutzlast bis [kg] 1.800		24.3461-1701.5	240449 Ø 46 - Halter
			➔	☐; → 03/02; Nutzlast ab [kg] 1.000 Nutzlast bis [kg] 1.800		24.3461-1702.5	240450 Ø 46 - Halter
2.0 i	80	06/94→04/02	➔	☐; 11/01→ 03/02; Nutzlast ab [kg] 1.000 Nutzlast bis [kg] 1.800		24.3461-1701.5	240449 Ø 46 - Halter
			➔	☐; 11/01→ 03/02; Nutzlast ab [kg] 1.000 Nutzlast bis [kg] 1.800		24.3461-1702.5	240450 Ø 46 - Halter
2.5 D	63	03/94→04/02	➔	☐; 11/01→ 03/02; Nutzlast ab [kg] 1.400 Nutzlast bis [kg] 1.800		24.3461-1701.5	240449 Ø 46 - Halter
2.5 D 4x4	63	07/99→04/02					
2.5 TD	76	03/94→04/02					
2.5 TDI	79	01/97→04/02	➔	☐; 11/01→ 03/02; Nutzlast ab [kg] 1.400 Nutzlast bis [kg] 1.800		24.3461-1702.5	240450 Ø 46 - Halter
2.5 TDI 4x4	79	07/99→04/02					
2.8 HDi	94	11/00→04/02					
2.8 D	64	01/99→02/02	➔	☐; S 16194400→; Nutzlast ab [kg] 1.400 Nutzlast bis [kg] 1.800		24.3461-1701.5	240449 Ø 46 - Halter
			➔	☐; S 16194400→; Nutzlast ab [kg] 1.400 Nutzlast bis [kg] 1.800		24.3461-1702.5	240450 Ø 46 - Halter
2.8 HDi	93	10/00→11/01	➔	☐; 11/01→; Nutzlast ab [kg] 1.400 Nutzlast bis [kg] 1.800		24.3461-1701.5	240449 Ø 46 - Halter
2.8 HDi Allrad	93	10/00→11/01	➔	☐; 11/01→; Nutzlast ab [kg] 1.400 Nutzlast bis [kg] 1.800		24.3461-1702.5	240450 Ø 46 - Halter
<b>Zubehörsatz, Bremssattel</b>							
1.9 D	51	03/94→04/02		→ S 16206253; + ABS; Nutzlast ab [kg] 1.000 Nutzlast bis [kg] 1.400		24.0101-4804.2	260050 TRW
1.9 TD	66	06/94→04/02		12/98→ 10/01; Nutzlast ab [kg] 1.000 Nutzlast bis [kg] 1.400; + ABS		24.0101-4804.2	260050 TRW
1.9 TD	68	07/94→04/02		07/96→ 10/01; Nutzlast ab [kg] 1.000 Nutzlast bis [kg] 1.400; + ABS		24.0101-4804.2	260050 TRW
2.0 i	80	06/94→04/02		→ 10/01; Nutzlast ab [kg] 1.000 Nutzlast bis [kg] 1.400; + ABS		24.0101-4804.2	260050 TRW
2.5 D	63	03/94→04/02					
2.5 D 4x4	63	07/99→04/02		→ 10/01; Nutzlast [kg]: 1.400; + ABS		24.0101-4804.2	260050 TRW
2.8 D	64	01/99→02/02		→ S 16206253; Nutzlast [kg]: 1.400; + ABS		24.0101-4804.2	260050 TRW
 <b>Bremsschlauch</b>							
1.9 D	51	03/94→04/02	←	S 15866410→ S 16206244; Nutzlast ab [kg] 1.000 Nutzlast bis [kg] 1.400	2	24.5112-0461.3	330616 L= 460
↓							










	kw			 	! #			
<b>PEUGEOT - BOXER Pritsche/Fahrgestell (ZCT_) 03/94 → 04/02</b>								
<b>Bremsschlauch</b>								
1.9 D	51	03/94 → 04/02	←	S 15866410 → S 16206244; Nutzlast ab [kg] 1.000 Nutzlast bis [kg] 1.400	2	24.5112-0466.3	330579	L= 462
			←	→ S 15866409; Nutzlast ab [kg] 1.000 Nutzlast bis [kg] 1.400	2	24.5112-0465.3	330526	L= 465
						24.5112-0466.3	330579	L= 462
			←	S 16205353 →; Nutzlast ab [kg] 1.000 Nutzlast bis [kg] 1.400	2	24.5112-0470.3	331460	L= 470
						24.5112-0477.3	331299	L= 477
			→	☐; → S 16206253; + ABS; Nutzlast ab [kg] 1.000 Nutzlast bis [kg] 1.400; für Fahrzeuge ohne verstärktes Fahrwerk		24.5112-0315.3	330509	L= 315
			→	→ S 16206244; - ABS; Nutzlast ab [kg] 1.000 Nutzlast bis [kg] 1.400; für Fahrzeuge ohne verstärktes Fahrwerk	1	24.5112-0340.3	330511	L= 340
			→	→ S 16206244; - ABS; Nutzlast ab [kg] 1.000 Nutzlast bis [kg] 1.400; für Fahrzeuge mit verstärktem Fahrwerk	1	24.5112-0361.3	330649	L= 360 + Halter
			→	S 16205353 →; - ABS; Nutzlast ab [kg] 1.000 Nutzlast bis [kg] 1.400; für Fahrzeuge mit Trommelbremse an der Hinterachse	1	24.5112-0361.3	330649	L= 360 + Halter
1.9 TD	66	06/94 → 04/02	←	S 15866410 →; → 10/01; Nutzlast ab [kg] 1.000 Nutzlast bis [kg] 1.400	2	24.5112-0461.3	330616	L= 460
						24.5112-0466.3	330579	L= 462
			←	12/98 →; → S 15866409; Nutzlast ab [kg] 1.000 Nutzlast bis [kg] 1.400	2	24.5112-0465.3	330526	L= 465
						24.5112-0466.3	330579	L= 462
			←	11/01 → 03/02; Nutzlast ab [kg] 1.000 Nutzlast bis [kg] 1.400	2	24.5112-0470.3	331460	L= 470
						24.5112-0477.3	331299	L= 477
			→	☐; 12/98 → 10/01; Nutzlast ab [kg] 1.000 Nutzlast bis [kg] 1.400; + ABS; für Fahrzeuge ohne verstärktes Fahrwerk		24.5112-0315.3	330509	L= 315
			→	12/98 → 10/01; Nutzlast ab [kg] 1.000 Nutzlast bis [kg] 1.400; - ABS; für Fahrzeuge ohne verstärktes Fahrwerk	1	24.5112-0340.3	330511	L= 340
			→	12/98 → 10/01; Nutzlast ab [kg] 1.000 Nutzlast bis [kg] 1.400; - ABS; für Fahrzeuge mit verstärktem Fahrwerk	1	24.5112-0361.3	330649	L= 360 + Halter
1.9 TD	68	07/94 → 04/02	←	S 15866410 →; → 10/01; Nutzlast ab [kg] 1.000 Nutzlast bis [kg] 1.400	2	24.5112-0461.3	330616	L= 460
						24.5112-0466.3	330579	L= 462
			←	07/96 →; → S 15866409; Nutzlast ab [kg] 1.000 Nutzlast bis [kg] 1.400	2	24.5112-0465.3	330526	L= 465
						24.5112-0466.3	330579	L= 462
			←	11/01 → 03/02; Nutzlast ab [kg] 1.000 Nutzlast bis [kg] 1.400	2	24.5112-0470.3	331460	L= 470
						24.5112-0477.3	331299	L= 477
			→	☐; 07/96 → 10/01; Nutzlast ab [kg] 1.000 Nutzlast bis [kg] 1.400; + ABS; für Fahrzeuge ohne verstärktes Fahrwerk		24.5112-0315.3	330509	L= 315
			→	07/96 → 10/01; Nutzlast ab [kg] 1.000 Nutzlast bis [kg] 1.400; - ABS; für Fahrzeuge ohne verstärktes Fahrwerk	1	24.5112-0340.3	330511	L= 340
			→	11/01 → 03/02; Nutzlast ab [kg] 1.000 Nutzlast bis [kg] 1.400; - ABS; für Fahrzeuge mit Trommelbremse an der Hinterachse	1	24.5112-0361.3	330649	L= 360 + Halter
			24.5112-0361.3	330649	L= 360 + Halter			















	kw			 	! #				
<b>PEUGEOT - BOXER Pritsche/Fahrgestell (ZCT_) 03/94 → 04/02</b>									
<b>Bremsschlauch</b>									
1.9 TD	68	07/94 → 04/02	➔	11/01 → 03/02; Nutzlast ab [kg] 1.000 Nutzlast bis [kg] 1.400; - ABS; für Fahrzeuge mit Scheibenbremse an der Hinterachse	2	<b>83.6401-0159.3</b>	<b>330746</b>	L= 160	
			➔	11/01 → 03/02; Nutzlast ab [kg] 1.000 Nutzlast bis [kg] 1.400; + ABS; für Fahrzeuge mit Scheibenbremse an der Hinterachse	2	<b>83.6401-0159.3</b>	<b>330746</b>	L= 160	
2.0	81	12/01 → 04/02	←	→ S 15866409; Nutzlast ab [kg] 1.000 Nutzlast bis [kg] 1.800	2	<b>24.5112-0465.3</b>	<b>330526</b>	L= 465	
			←	→ 03/02; Nutzlast ab [kg] 1.000 Nutzlast bis [kg] 1.800	2	<b>24.5112-0470.3</b>	<b>331460</b>	L= 470	
			←	→ 03/02; Nutzlast ab [kg] 1.000 Nutzlast bis [kg] 1.800	2	<b>24.5112-0477.3</b>	<b>331299</b>	L= 477	
			➔	→ 03/02; Nutzlast ab [kg] 1.000 Nutzlast bis [kg] 1.800; - ABS; für Fahrzeuge mit Trommelbremse an der Hinterachse	1	<b>24.5112-0361.3</b>	<b>330649</b>	L= 360 + Halter	
			➔	→ 03/02; Nutzlast ab [kg] 1.000 Nutzlast bis [kg] 1.800; + ABS; für Fahrzeuge mit Scheibenbremse an der Hinterachse	2	<b>83.6401-0159.3</b>	<b>330746</b>	L= 160	
			➔	→ 03/02; Nutzlast ab [kg] 1.000 Nutzlast bis [kg] 1.800; - ABS; für Fahrzeuge mit Scheibenbremse an der Hinterachse	2	<b>83.6401-0159.3</b>	<b>330746</b>	L= 160	
2.0 i	80	06/94 → 04/02	←	S 15866410 →; → 10/01; Nutzlast ab [kg] 1.000 Nutzlast bis [kg] 1.800	2	<b>24.5112-0461.3</b>	<b>330616</b>	L= 460	
			←	→ S 15866409; Nutzlast ab [kg] 1.000 Nutzlast bis [kg] 1.800	2	<b>24.5112-0466.3</b>	<b>330579</b>	L= 462	
			←	→ S 15866409; Nutzlast ab [kg] 1.000 Nutzlast bis [kg] 1.800	2	<b>24.5112-0465.3</b>	<b>330526</b>	L= 465	
			←	→ S 15866409; Nutzlast ab [kg] 1.000 Nutzlast bis [kg] 1.800	2	<b>24.5112-0466.3</b>	<b>330579</b>	L= 462	
			←	11/01 → 03/02; Nutzlast ab [kg] 1.000 Nutzlast bis [kg] 1.800	2	<b>24.5112-0470.3</b>	<b>331460</b>	L= 470	
			←	11/01 → 03/02; Nutzlast ab [kg] 1.000 Nutzlast bis [kg] 1.800	2	<b>24.5112-0477.3</b>	<b>331299</b>	L= 477	
			➔	☐; → 10/01; Nutzlast ab [kg] 1.000 Nutzlast bis [kg] 1.800; + ABS; für Fahrzeuge ohne verstärktes Fahrwerk		<b>24.5112-0315.3</b>	<b>330509</b>	L= 315	
			➔	→ 10/01; Nutzlast ab [kg] 1.000 Nutzlast bis [kg] 1.800; - ABS; für Fahrzeuge ohne verstärktes Fahrwerk	1	<b>24.5112-0340.3</b>	<b>330511</b>	L= 340	
			➔	11/01 → 03/02; Nutzlast ab [kg] 1.000 Nutzlast bis [kg] 1.800; - ABS; für Fahrzeuge mit Trommelbremse an der Hinterachse	1	<b>24.5112-0361.3</b>	<b>330649</b>	L= 360 + Halter	
			➔	→ 10/01; Nutzlast ab [kg] 1.000 Nutzlast bis [kg] 1.800; - ABS; für Fahrzeuge mit verstärktem Fahrwerk	1	<b>24.5112-0361.3</b>	<b>330649</b>	L= 360 + Halter	
2.5 D 2.5 D 4x4 2.5 TD 2.5 TDI 2.5 TDI 4x4 2.8 HDI	63	03/94 → 04/02	←	S 15866410 →; → 10/01; Nutzlast ab [kg] 1.400 Nutzlast bis [kg] 1.800	2	<b>24.5112-0461.3</b>	<b>330616</b>	L= 460	
	63	07/99 → 04/02	←	S 15866410 →; → 10/01; Nutzlast ab [kg] 1.400 Nutzlast bis [kg] 1.800	2	<b>24.5112-0466.3</b>	<b>330579</b>	L= 462	
	76	03/94 → 04/02	←	→ S 15866409; Nutzlast ab [kg] 1.400 Nutzlast bis [kg] 1.800	2	<b>24.5112-0465.3</b>	<b>330526</b>	L= 465	
	79	01/97 → 04/02	←	→ S 15866409; Nutzlast ab [kg] 1.400 Nutzlast bis [kg] 1.800	2	<b>24.5112-0466.3</b>	<b>330579</b>	L= 462	
	79	07/99 → 04/02	←	→ S 15866409; Nutzlast ab [kg] 1.400 Nutzlast bis [kg] 1.800	2	<b>24.5112-0466.3</b>	<b>330579</b>	L= 462	
	94	11/00 → 04/02	←	11/01 → 03/02; Nutzlast ab [kg] 1.400 Nutzlast bis [kg] 1.800	2	<b>24.5112-0470.3</b>	<b>331460</b>	L= 470	
				←	11/01 → 03/02; Nutzlast ab [kg] 1.400 Nutzlast bis [kg] 1.800	2	<b>24.5112-0477.3</b>	<b>331299</b>	L= 477
				➔	☐; → 10/01; Nutzlast ab [kg] 1.400 Nutzlast bis [kg] 1.800; + ABS; für Fahrzeuge ohne verstärktes Fahrwerk		<b>24.5112-0315.3</b>	<b>330509</b>	L= 315
				➔	→ 10/01; Nutzlast ab [kg] 1.400 Nutzlast bis [kg] 1.800; - ABS; für Fahrzeuge ohne verstärktes Fahrwerk	1	<b>24.5112-0340.3</b>	<b>330511</b>	L= 340
				➔	11/01 → 03/02; Nutzlast ab [kg] 1.400 Nutzlast bis [kg] 1.800; - ABS; für Fahrzeuge mit Trommelbremse an der Hinterachse	1	<b>24.5112-0361.3</b>	<b>330649</b>	L= 360 + Halter
			➔	→ 10/01; Nutzlast ab [kg] 1.400 Nutzlast bis [kg] 1.800; - ABS; für Fahrzeuge mit verstärktem Fahrwerk	1	<b>24.5112-0361.3</b>	<b>330649</b>	L= 360 + Halter	
			➔	11/01 → 03/02; Nutzlast ab [kg] 1.400 Nutzlast bis [kg] 1.800; + ABS; für Fahrzeuge mit Scheibenbremse an der Hinterachse	2	<b>83.6401-0159.3</b>	<b>330746</b>	L= 160	







































↓











































	kw					! #		
<b>PEUGEOT - BOXER Pritsche/Fahrgestell (ZCT_) 03/94→04/02</b>								
 <b>Bremsschlauch</b>								
2.5 D 2.5 D 4x4 2.5 TD 2.5 TDI 2.5 TDI 4x4 2.8 HDI	63 63 76 79 79 94	03/94→04/02 07/99→04/02 03/94→04/02 01/97→04/02 07/99→04/02 11/00→04/02	➔	11/01→ 03/02; Nutzlast ab [kg] 1.400 Nutzlast bis [kg] 1.800; - ABS; für Fahrzeuge mit Scheibenbremse an der Hinterachse	2	<b>83.6401-0159.3</b>	<b>330746</b>	L= 160
2.8 D	64	01/99→02/02	←	S 15866410→ S 16206244; Nutzlast ab [kg] 1.400 Nutzlast bis [kg] 1.800	2	<b>24.5112-0461.3</b>	<b>330616</b>	L= 460
			←	→ S 15866409; Nutzlast ab [kg] 1.400 Nutzlast bis [kg] 1.800	2	<b>24.5112-0465.3</b>	<b>330526</b>	L= 465
			←	→ S 15866409; Nutzlast ab [kg] 1.400 Nutzlast bis [kg] 1.800	2	<b>24.5112-0466.3</b>	<b>330579</b>	L= 462
			←	S 16205353→; Nutzlast ab [kg] 1.400 Nutzlast bis [kg] 1.800	2	<b>24.5112-0470.3</b>	<b>331460</b>	L= 470
			←	S 16205353→; Nutzlast ab [kg] 1.400 Nutzlast bis [kg] 1.800	2	<b>24.5112-0477.3</b>	<b>331299</b>	L= 477
			➔	☐; → S 16206253; Nutzlast ab [kg] 1.400 Nutzlast bis [kg] 1.800; + ABS; für Fahrzeuge ohne verstärktes Fahrwerk		<b>24.5112-0315.3</b>	<b>330509</b>	L= 315
			➔	→ S 16206244; Nutzlast ab [kg] 1.400 Nutzlast bis [kg] 1.800; - ABS; für Fahrzeuge ohne verstärktes Fahrwerk	1	<b>24.5112-0340.3</b>	<b>330511</b>	L= 340
			➔	S 16205353→; Nutzlast ab [kg] 1.400 Nutzlast bis [kg] 1.800; - ABS; für Fahrzeuge mit Trommelbremse an der Hinterachse	1	<b>24.5112-0361.3</b>	<b>330649</b>	L= 360 + Halter
			➔	→ S 16206244; Nutzlast ab [kg] 1.400 Nutzlast bis [kg] 1.800; - ABS; für Fahrzeuge mit verstärktem Fahrwerk	1	<b>24.5112-0361.3</b>	<b>330649</b>	L= 360 + Halter
2.8 HDi	93	10/00→11/01	←	S 15866410→; → 10/01; Nutzlast ab [kg] 1.400 Nutzlast bis [kg] 1.800	2	<b>24.5112-0461.3</b>	<b>330616</b>	L= 460
			←	→ S 15866409; Nutzlast ab [kg] 1.400 Nutzlast bis [kg] 1.800	2	<b>24.5112-0465.3</b>	<b>330526</b>	L= 465
			←	→ S 15866409; Nutzlast ab [kg] 1.400 Nutzlast bis [kg] 1.800	2	<b>24.5112-0466.3</b>	<b>330579</b>	L= 462
			←	11/01→; Nutzlast ab [kg] 1.400 Nutzlast bis [kg] 1.800	2	<b>24.5112-0470.3</b>	<b>331460</b>	L= 470
			←	11/01→; Nutzlast ab [kg] 1.400 Nutzlast bis [kg] 1.800	2	<b>24.5112-0477.3</b>	<b>331299</b>	L= 477
			➔	☐; 11/00→ 10/01; Nutzlast ab [kg] 1.400 Nutzlast bis [kg] 1.800; + ABS; für Fahrzeuge ohne verstärktes Fahrwerk		<b>24.5112-0315.3</b>	<b>330509</b>	L= 315
			➔	11/00→ 10/01; Nutzlast ab [kg] 1.400 Nutzlast bis [kg] 1.800; - ABS; für Fahrzeuge ohne verstärktes Fahrwerk	1	<b>24.5112-0340.3</b>	<b>330511</b>	L= 340
			➔	11/00→ 10/01; Nutzlast ab [kg] 1.400 Nutzlast bis [kg] 1.800; - ABS; für Fahrzeuge mit verstärktem Fahrwerk	1	<b>24.5112-0361.3</b>	<b>330649</b>	L= 360 + Halter
			➔	11/01→; Nutzlast ab [kg] 1.400 Nutzlast bis [kg] 1.800; - ABS; für Fahrzeuge mit Trommelbremse an der Hinterachse	1	<b>24.5112-0361.3</b>	<b>330649</b>	L= 360 + Halter
2.8 HDi	93	10/00→11/01	➔	11/01→; Nutzlast ab [kg] 1.400 Nutzlast bis [kg] 1.800; - ABS; für Fahrzeuge mit Scheibenbremse an der Hinterachse	2	<b>83.6401-0159.3</b>	<b>330746</b>	L= 160
			➔	11/01→; Nutzlast ab [kg] 1.400 Nutzlast bis [kg] 1.800; + ABS; für Fahrzeuge mit Scheibenbremse an der Hinterachse	2	<b>83.6401-0159.3</b>	<b>330746</b>	L= 160
			➔	11/01→; Nutzlast ab [kg] 1.400 Nutzlast bis [kg] 1.800; + ABS; für Fahrzeuge mit Scheibenbremse an der Hinterachse	2	<b>83.6401-0159.3</b>	<b>330746</b>	L= 160
<b>PEUGEOT - EXPERT (224) 10/95→12/06</b>								
 <b>Bremssattel</b>								
1.6 1.8 1.9 TD 2.0 2.0 HDi 2.0 HDi 2.0 HDi 16V	58 74 66 100 69 80 80	02/96→09/00 10/96→09/00 02/96→09/00 07/00→12/06 10/00→10/06 07/00→12/06 07/00→12/06	←	☐; →Orga 09792		<b>24.3571-1709.5</b>	<b>240153</b>	TRW Ø 57 - Halter
1.9 D 1.9 D	51 51	02/96→12/98 12/03→12/06	←	☐; →Orga 09792		<b>24.3571-1710.5</b>	<b>240154</b>	TRW Ø 57 - Halter
			←	☐; Orga 09793→		<b>24.3601-1711.7</b>	<b>220607</b>	TRW Ø 60 - Halter
			←	☐; Orga 09793→		<b>24.3601-1712.7</b>	<b>220608</b>	TRW Ø 60 - Halter
↓			←	☐; →Orga 09155		<b>24.3571-1709.5</b>	<b>240153</b>	TRW Ø 57 - Halter
			←	☐; →Orga 09155		<b>24.3571-1710.5</b>	<b>240154</b>	TRW Ø 57 - Halter
			←	☐; Orga 09156→		<b>24.3571-1711.5</b>	<b>240159</b>	BDX Ø 57 - Halter










	kw			 	! #		
<b>PEUGEOT - EXPERT (224) 10/95→12/06</b>							
 <b>Bremssattel</b>							
1.9 D	51	02/96→12/98	←	☐; Orga 09156→		24.3571-1712.5 240160	BDX Ø 57 - Halter
1.9 D	51	12/03→12/06					
1.9 TD	68	02/96→05/98	←	☐; 04/96→; →Orga 09792		24.3571-1709.5 240153	TRW Ø 57 - Halter
			←	☐; 04/96→; →Orga 09792		24.3571-1710.5 240154	TRW Ø 57 - Halter
			←	☐; Orga 09793→		24.3601-1711.7 220607	TRW Ø 60 - Halter
			←	☐; Orga 09793→		24.3601-1712.7 220608	TRW Ø 60 - Halter
 <b>Bremsschlauch</b>							
1.6	58	02/96→09/00	←	Orga 09793→	2	24.5111-0462.3 330555	L= 460
1.8	74	10/96→09/00					
1.9 D	51	02/96→12/98	←	→Orga 09792	2	24.5118-0471.3 330528	L= 473
1.9 D	51	12/03→12/06	→				
1.9 TD	66	02/96→09/00			2	24.5229-0251.3 330535	L= 250
2.0	100	07/00→12/06					
2.0 HDi	69	10/00→10/06					
2.0 HDi	80	07/00→12/06					
2.0 HDi 16V	80	07/00→12/06					
1.9 TD	68	02/96→05/98	←	Orga 09793→	2	24.5111-0462.3 330555	L= 460
			←	04/96→; →Orga 09792	2	24.5118-0471.3 330528	L= 473
			→	04/96→	2	24.5229-0251.3 330535	L= 250
<b>PEUGEOT - EXPERT Kasten (222) 07/95→12/06</b>							
 <b>Bremssattel</b>							
1.6	58	02/96→09/00	←	☐; →Orga 09792; Nutzlast ab [kg] 800 Nutzlast bis [kg] 900		24.3571-1709.5 240153	TRW Ø 57 - Halter
1.8	74	10/96→09/00					
1.9 TD	66	02/96→09/00	←	☐; →Orga 09792; Nutzlast ab [kg] 800 Nutzlast bis [kg] 900		24.3571-1710.5 240154	TRW Ø 57 - Halter
2.0	100	09/02→12/06					
2.0 HDi	69	07/00→12/06	←	☐; Orga 09793→; Nutzlast ab [kg] 800 Nutzlast bis [kg] 900		24.3601-1711.7 220607	TRW Ø 60 - Halter
2.0 HDi	80	07/00→12/06	←	☐; Orga 09793→; Nutzlast ab [kg] 800 Nutzlast bis [kg] 900		24.3601-1712.7 220608	TRW Ø 60 - Halter
1.9 D	51	02/96→12/98	←	☐; →Orga 09155; Nutzlast ab [kg] 800 Nutzlast bis [kg] 900		24.3571-1709.5 240153	TRW Ø 57 - Halter
1.9 D 70	51	12/98→12/06	←	☐; →Orga 09155; Nutzlast ab [kg] 800 Nutzlast bis [kg] 900		24.3571-1710.5 240154	TRW Ø 57 - Halter
			←	☐; Orga 09156→; Nutzlast ab [kg] 800 Nutzlast bis [kg] 900		24.3571-1711.5 240159	BDX Ø 57 - Halter
			←	☐; Orga 09156→; Nutzlast ab [kg] 800 Nutzlast bis [kg] 900		24.3571-1712.5 240160	BDX Ø 57 - Halter
1.9 TD	68	02/96→05/98	←	☐; 04/96→; →Orga 09792; Nutzlast ab [kg] 800 Nutzlast bis [kg] 900		24.3571-1709.5 240153	TRW Ø 57 - Halter
			←	☐; 04/96→; →Orga 09792; Nutzlast ab [kg] 800 Nutzlast bis [kg] 900		24.3571-1710.5 240154	TRW Ø 57 - Halter
			←	☐; Orga 09793→; Nutzlast ab [kg] 800 Nutzlast bis [kg] 900		24.3601-1711.7 220607	TRW Ø 60 - Halter
			←	☐; Orga 09793→; Nutzlast ab [kg] 800 Nutzlast bis [kg] 900		24.3601-1712.7 220608	TRW Ø 60 - Halter
 <b>Bremsschlauch</b>							
1.6	58	02/96→09/00	←	Orga 09793→	2	24.5111-0462.3 330555	L= 460
1.8	74	10/96→09/00					
1.9 D	51	02/96→12/98	←	→Orga 09792	2	24.5118-0471.3 330528	L= 473
1.9 D 70	51	12/98→12/06	→				
1.9 TD	66	02/96→09/00			2	24.5229-0251.3 330535	L= 250
2.0	100	09/02→12/06					
2.0 HDi	69	07/00→12/06					
2.0 HDi	80	07/00→12/06					
1.9 TD	68	02/96→05/98	←	Orga 09793→	2	24.5111-0462.3 330555	L= 460
			←	04/96→; →Orga 09792	2	24.5118-0471.3 330528	L= 473
			→	04/96→	2	24.5229-0251.3 330535	L= 250
<b>PEUGEOT - EXPERT Kasten (VF3A_, VF3U_, VF3X_) 01/07→</b>							
 <b>Bremssattel</b>							
1.6 HDi 90 16V	66	01/07→	←	☐; für Fahrzeuge mit Trommelbremse an der Hinterachse		24.3451-1725.5 240619	TRW Ø1 45 Ø2 48 - Halter
1.6 HDi 90 8V	66	01/07→	←	☐; für Fahrzeuge mit Trommelbremse an der Hinterachse		24.3451-1726.5 240620	TRW Ø1 45 Ø2 48 - Halter
↓							











	kw					! #		
<b>PEUGEOT - EXPERT Kasten (VF3A_, VF3U_, VF3X_) 01/07→</b>								
 <b>Bremssattel</b>								
1.6 HDi 90 16V 1.6 HDi 90 8V	66 66	01/07→ 01/07→	←	 ; für Fahrzeuge mit Scheibenbremse an der Hinterachse		24.3481-1785.5	240595	TRW Ø1 45 Ø2 48 - Halter
			←	 ; für Fahrzeuge mit Scheibenbremse an der Hinterachse		24.3481-1786.5	240596	TRW Ø1 45 Ø2 48 - Halter
			→			24.3414-1715.5	240589	TRW Ø 41 - Halter
			→			24.3414-1716.5	240590	TRW Ø 41 - Halter
2.0 16V 2.0 HDi 100 2.0 HDi 120 2.0 HDi 120 4x4 2.0 HDi 130 2.0 HDi 130 4x4 2.0 HDi 140 2.0 HDi 165	103 72 88 88 94 94 100 120	01/07→ 03/11→ 01/07→ 01/10→ 03/11→ 01/12→ 01/07→ 09/09→	←			24.3481-1785.5	240595	TRW Ø1 45 Ø2 48 - Halter
			←			24.3481-1786.5	240596	TRW Ø1 45 Ø2 48 - Halter
			→			24.3414-1715.5	240589	TRW Ø 41 - Halter
			→			24.3414-1716.5	240590	TRW Ø 41 - Halter
 <b>Bremsschlauch</b>								
1.6 HDi 90 16V 1.6 HDi 90 8V 2.0 16V 2.0 HDi 100 2.0 HDi 120 2.0 HDi 120 4x4 2.0 HDi 130 2.0 HDi 130 4x4 2.0 HDi 140 2.0 HDi 165	66 66 103 72 88 88 94 94 100 120	01/07→ 01/07→ 01/07→ 03/11→ 01/07→ 01/10→ 03/11→ 01/12→ 01/07→ 09/09→	←		2	24.5144-0455.3	331201	L= 455
			→	Orga 10934→; kurzer Radstand	2	24.5239-0240.3	331170	L= 240
			→	Orga 10934→; langer Radstand	2	24.5239-0355.3	331243	L= 355
			→	→Orga 10933; langer Radstand	2	24.5239-0365.3	331281	L= 365
<b>PEUGEOT - EXPERT Pritsche/Fahrgestell 01/07→</b>								
 <b>Bremssattel</b>								
1.6 HDi 90 16V 1.6 HDi 90 8V	66 66	01/07→ 01/07→	←	 ; für Fahrzeuge mit Trommelbremse an der Hinterachse		24.3451-1725.5	240619	TRW Ø1 45 Ø2 48 - Halter
			←	 ; für Fahrzeuge mit Trommelbremse an der Hinterachse		24.3451-1726.5	240620	TRW Ø1 45 Ø2 48 - Halter
			←	 ; für Fahrzeuge mit Scheibenbremse an der Hinterachse		24.3481-1785.5	240595	TRW Ø1 45 Ø2 48 - Halter
			←	 ; für Fahrzeuge mit Scheibenbremse an der Hinterachse		24.3481-1786.5	240596	TRW Ø1 45 Ø2 48 - Halter
			→			24.3414-1715.5	240589	TRW Ø 41 - Halter
			→			24.3414-1716.5	240590	TRW Ø 41 - Halter
2.0 HDi 120 2.0 HDi 130 2.0 HDi 140 2.0 HDi 165	88 94 100 120	01/07→ 03/11→ 01/07→ 09/09→	←			24.3481-1785.5	240595	TRW Ø1 45 Ø2 48 - Halter
			←			24.3481-1786.5	240596	TRW Ø1 45 Ø2 48 - Halter
			→			24.3414-1715.5	240589	TRW Ø 41 - Halter
			→			24.3414-1716.5	240590	TRW Ø 41 - Halter
 <b>Bremsschlauch</b>								
1.6 HDi 90 16V 1.6 HDi 90 8V 2.0 HDi 120 2.0 HDi 130 2.0 HDi 140 2.0 HDi 165	66 66 88 94 100 120	01/07→ 01/07→ 01/07→ 03/11→ 01/07→ 09/09→	←		2	24.5144-0455.3	331201	L= 455
			→	Orga 10934→; kurzer Radstand	2	24.5239-0240.3	331170	L= 240
			→	Orga 10934→; langer Radstand	2	24.5239-0355.3	331243	L= 355
			→	→Orga 10933; langer Radstand	2	24.5239-0365.3	331281	L= 365
<b>PEUGEOT - EXPERT Pritsche/Fahrgestell (223) 12/95→12/06</b>								
 <b>Bremssattel</b>								
1.6 1.9 D 1.9 D 1.9 TD 2.0 HDi 2.0 HDi	58 51 51 66 69 80	02/96→09/00 02/96→12/98 06/98→09/01 02/96→09/00 10/00→10/06 10/00→10/06	←	 ; →Orga 09792		24.3571-1709.5	240153	TRW Ø 57 - Halter
			←	 ; →Orga 09792		24.3571-1710.5	240154	TRW Ø 57 - Halter
			←	 ; Orga 09793→		24.3601-1711.7	220607	TRW Ø 60 - Halter
			←	 ; Orga 09793→		24.3601-1712.7	220608	TRW Ø 60 - Halter
1.9 TD	68	02/96→05/98	←	 ; 04/96→; →Orga 09792		24.3571-1709.5	240153	TRW Ø 57 - Halter
			←	 ; 04/96→; →Orga 09792		24.3571-1710.5	240154	TRW Ø 57 - Halter
			←	 ; Orga 09793→		24.3601-1711.7	220607	TRW Ø 60 - Halter
			←	 ; Orga 09793→		24.3601-1712.7	220608	TRW Ø 60 - Halter
↓								








	kw					! #		
<b>PEUGEOT - EXPERT Pritsche/Fahrgestell (223) 12/95→12/06</b>								
 <b>Bremsschlauch</b>								
1.6	58	02/96→09/00	←	Orga 09793→	2	24.5111-0462.3	330555	L= 460
1.9 D	51	02/96→12/98	←	→Orga 09792	2	24.5118-0471.3	330528	L= 473
1.9 D	51	06/98→09/01	←					
1.9 TD	66	02/96→09/00	→		2	24.5229-0251.3	330535	L= 250
2.0 HDi	69	10/00→10/06						
2.0 HDi	80	10/00→10/06						
1.9 TD	68	02/96→05/98	←	Orga 09793→	2	24.5111-0462.3	330555	L= 460
			←	04/96→; →Orga 09792	2	24.5118-0471.3	330528	L= 473
			→	04/96→	2	24.5229-0251.3	330535	L= 250
<b>PEUGEOT - EXPERT Tepee (VF3V_) 01/07→</b>								
 <b>Bremssattel</b>								
1.6 HDi 90 16V	66	01/07→	←	 ; für Fahrzeuge mit Trommelbremse an der Hinterachse		24.3451-1725.5	240619	TRW Ø1 45 Ø2 48 - Halter
1.6 HDi 90 8V	66	01/07→	←	 ; für Fahrzeuge mit Trommelbremse an der Hinterachse		24.3451-1726.5	240620	TRW Ø1 45 Ø2 48 - Halter
			←	 ; für Fahrzeuge mit Scheibenbremse an der Hinterachse		24.3481-1785.5	240595	TRW Ø1 45 Ø2 48 - Halter
			←	 ; für Fahrzeuge mit Scheibenbremse an der Hinterachse		24.3481-1786.5	240596	TRW Ø1 45 Ø2 48 - Halter
			→			24.3414-1715.5	240589	TRW Ø 41 - Halter
			→			24.3414-1716.5	240590	TRW Ø 41 - Halter
2.0 16V	103	01/07→	←			24.3481-1785.5	240595	TRW Ø1 45 Ø2 48 - Halter
2.0 HDi 100	72	03/11→	←			24.3481-1786.5	240596	TRW Ø1 45 Ø2 48 - Halter
2.0 HDi 120	88	01/07→	←			24.3414-1715.5	240589	TRW Ø 41 - Halter
2.0 HDi 120 4x4	88	01/07→	→			24.3414-1716.5	240590	TRW Ø 41 - Halter
2.0 HDi 130	94	03/11→	→					
2.0 HDi 130 4x4	94	03/11→	→					
2.0 HDi 140	100	01/07→						
2.0 HDi 165	120	09/09→						
 <b>Bremsschlauch</b>								
1.6 HDi 90 16V	66	01/07→	←		2	24.5144-0455.3	331201	L= 455
1.6 HDi 90 8V	66	01/07→						
2.0 16V	103	01/07→	→	Orga 10934→; kurzer Radstand	2	24.5239-0240.3	331170	L= 240
2.0 HDi 100	72	03/11→	→	Orga 10934→; langer Radstand	2	24.5239-0355.3	331243	L= 355
2.0 HDi 120	88	01/07→						
2.0 HDi 120 4x4	88	01/07→	→	→Orga 10933; langer Radstand	2	24.5239-0365.3	331281	L= 365
2.0 HDi 130	94	03/11→						
2.0 HDi 130 4x4	94	03/11→						
2.0 HDi 140	100	01/07→						
2.0 HDi 165	120	09/09→						
<b>PEUGEOT - PARTNER Combispace (5F) 05/96→12/15</b>								
 <b>Bremssattel</b>								
1.1	44	06/96→10/02	←	 ; 10/02→		24.3541-1771.5	240239	BOS Ø 54 - Halter
			←	 ; 10/02→		24.3541-1772.5	240240	BOS Ø 54 - Halter
			←	 ; 07/96→ 09/02		24.3541-1777.5	240247	TRW Ø 54 - Halter
			←	 ; 07/96→ 09/02		24.3541-1778.5	240248	TRW Ø 54 - Halter
1.4	54	11/02→10/06	←			24.3541-1771.5	240239	BOS Ø 54 - Halter
1.9 D 4x4	51	04/04→08/05	←			24.3541-1772.5	240240	BOS Ø 54 - Halter
1.4	55	06/96→12/15	←	 ; 10/02→ 03/08		24.3541-1771.5	240239	BOS Ø 54 - Halter
			←	 ; 10/02→ 03/08		24.3541-1772.5	240240	BOS Ø 54 - Halter
			←	 ; 07/96→ 09/02		24.3541-1777.5	240247	TRW Ø 54 - Halter
			←	 ; 07/96→ 09/02		24.3541-1778.5	240248	TRW Ø 54 - Halter
1.6 16V	80	07/01→03/08	←	 ; →Orga 09127		24.3541-1757.7	220483	TRW Ø 54 - Halter
2.0 HDi 4x4	66	04/04→08/05	←	 ; →Orga 09127		24.3541-1758.7	220484	TRW Ø 54 - Halter
			←	 ; Orga 09128→; + ESP		24.3541-1761.5	240233	Ø 54 - Halter
			←	 ; Orga 09128→; + ESP		24.3541-1762.5	240234	Ø 54 - Halter
			←	 ; Orga 09128→; - ESP		24.3541-1771.5	240239	BOS Ø 54 - Halter
			←	 ; Orga 09128→; - ESP		24.3541-1772.5	240240	BOS Ø 54 - Halter
			→	 ; + ESP		24.3387-1711.7	220747	TRW Ø 38 - Halter





















































	kw			 	! #			
<b>PEUGEOT - PARTNER Combispace (5F) 05/96→12/15</b>								
<b> Bremssattel</b>								
1.6 16V	80	07/01→03/08	➡	☐; + ESP		24.3387-1712.7	220748	TRW Ø 38 - Halter
2.0 HDi 4x4	66	04/04→08/05						
1.6 Flexfuel	80	09/00→10/02	⬅	☐; 07/01→; →Orga 09127		24.3541-1757.7	220483	TRW Ø 54 - Halter
			⬅	☐; 07/01→; →Orga 09127		24.3541-1758.7	220484	TRW Ø 54 - Halter
			⬅	☐; Orga 09128→; + ESP		24.3541-1761.5	240233	Ø 54 - Halter
			⬅	☐; Orga 09128→; + ESP		24.3541-1762.5	240234	Ø 54 - Halter
			⬅	☐; Orga 09128→; - ESP		24.3541-1771.5	240239	BOS Ø 54 - Halter
			⬅	☐; Orga 09128→; - ESP		24.3541-1772.5	240240	BOS Ø 54 - Halter
			➡	☐; 07/01→; + ESP		24.3387-1711.7	220747	TRW Ø 38 - Halter
			➡	☐; 07/01→; + ESP		24.3387-1712.7	220748	TRW Ø 38 - Halter
1.6 HDi 75	55	02/06→12/13	⬅	☐; → 03/08; + ESP		24.3541-1761.5	240233	Ø 54 - Halter
			⬅	☐; → 03/08; + ESP		24.3541-1762.5	240234	Ø 54 - Halter
			⬅	☐; → 03/08; - ESP		24.3541-1771.5	240239	BOS Ø 54 - Halter
			⬅	☐; → 03/08; - ESP		24.3541-1772.5	240240	BOS Ø 54 - Halter
			➡	☐; → 03/08; + ESP		24.3387-1711.7	220747	TRW Ø 38 - Halter
			➡	☐; → 03/08; + ESP		24.3387-1712.7	220748	TRW Ø 38 - Halter
1.6 HDi 90	66	10/05→12/15	⬅	☐; 02/06→ 03/08; + ESP		24.3541-1761.5	240233	Ø 54 - Halter
			⬅	☐; 02/06→ 03/08; + ESP		24.3541-1762.5	240234	Ø 54 - Halter
			⬅	☐; 02/06→ 03/08; - ESP		24.3541-1771.5	240239	BOS Ø 54 - Halter
			⬅	☐; 02/06→ 03/08; - ESP		24.3541-1772.5	240240	BOS Ø 54 - Halter
			➡	☐; 02/06→ 03/08; + ESP		24.3387-1711.7	220747	TRW Ø 38 - Halter
			➡	☐; 02/06→ 03/08; + ESP		24.3387-1712.7	220748	TRW Ø 38 - Halter
1.8	66	05/97→12/03	⬅	☐; →Orga 09127		24.3541-1757.7	220483	TRW Ø 54 - Halter
			⬅	☐; →Orga 09127		24.3541-1758.7	220484	TRW Ø 54 - Halter
			⬅	☐; Orga 09128→		24.3541-1771.5	240239	BOS Ø 54 - Halter
			⬅	☐; Orga 09128→		24.3541-1772.5	240240	BOS Ø 54 - Halter
1.9 D	50	06/96→12/02	⬅	☐; 07/96→; →Orga 09127		24.3541-1757.7	220483	TRW Ø 54 - Halter
			⬅	☐; 07/96→; →Orga 09127		24.3541-1758.7	220484	TRW Ø 54 - Halter
			⬅	☐; Orga 09128→		24.3541-1771.5	240239	BOS Ø 54 - Halter
			⬅	☐; Orga 09128→		24.3541-1772.5	240240	BOS Ø 54 - Halter
1.9 D	51	05/96→12/98	⬅	☐; 12/98→; →Orga 09127		24.3541-1757.7	220483	TRW Ø 54 - Halter
			⬅	☐; 12/98→; →Orga 09127		24.3541-1758.7	220484	TRW Ø 54 - Halter
			⬅	☐; Orga 09128→		24.3541-1771.5	240239	BOS Ø 54 - Halter
			⬅	☐; Orga 09128→		24.3541-1772.5	240240	BOS Ø 54 - Halter
1.9 D	51	12/98→07/08	⬅	☐; →Orga 09127		24.3541-1757.7	220483	TRW Ø 54 - Halter
			⬅	☐; →Orga 09127		24.3541-1758.7	220484	TRW Ø 54 - Halter
			⬅	☐; Orga 09128→; → 03/08		24.3541-1771.5	240239	BOS Ø 54 - Halter
			⬅	☐; Orga 09128→; → 03/08		24.3541-1772.5	240240	BOS Ø 54 - Halter
2.0 HDI	66	02/00→07/08	⬅	☐; →Orga 09127		24.3541-1757.7	220483	TRW Ø 54 - Halter
			⬅	☐; →Orga 09127		24.3541-1758.7	220484	TRW Ø 54 - Halter
			⬅	☐; Orga 09128→; → 03/08; + ESP		24.3541-1761.5	240233	Ø 54 - Halter
			⬅	☐; Orga 09128→; → 03/08; + ESP		24.3541-1762.5	240234	Ø 54 - Halter
			⬅	☐; Orga 09128→; → 03/08; - ESP		24.3541-1771.5	240239	BOS Ø 54 - Halter
			⬅	☐; Orga 09128→; → 03/08; - ESP		24.3541-1772.5	240240	BOS Ø 54 - Halter
			➡	☐; → 03/08; + ESP		24.3387-1711.7	220747	TRW Ø 38 - Halter
			➡	☐; → 03/08; + ESP		24.3387-1712.7	220748	TRW Ø 38 - Halter
Electric	28	01/98→12/01	⬅	☐		24.3541-1757.7	220483	TRW Ø 54 - Halter
			⬅	☐		24.3541-1758.7	220484	TRW Ø 54 - Halter
<b> Bremsschlauch</b>								
1.1 1.9 D	44 50	06/96→10/02 06/96→12/02	⬅	07/96→	2	24.5111-0438.3	330568	L= 445
			➡	07/96→; →Orga 09533	2	24.5229-0255.3	330581	L= 255
			➡	Orga 09534→	2	24.5246-0260.3	330782	L= 260
1.4	55	06/96→12/15	⬅	07/96→ 03/08	2	24.5111-0438.3	330568	L= 445

	kw				! #		
<b>PEUGEOT - PARTNER Combispace (5F) 05/96→12/15</b>							
 <b>Bremsschlauch</b>							
1.4	55	06/96→12/15	➔	07/96→; →Orga 09533	2	24.5229-0255.3 330581	L= 255
			➔	Orga 09534→; → 03/08	2	24.5246-0260.3 330782	L= 260
1.6 16V 2.0 HDi 4x4	80 66	07/01→03/08 04/04→08/05	➔	- ESP	2	24.5111-0438.3 330568	L= 445
			➔	+ ESP	2	24.5111-0460.3 330603	L= 460
			➔	→Orga 09533	2	24.5229-0255.3 330581	L= 255
			➔	Orga 09534→	2	24.5246-0260.3 330782	L= 260
1.6 Flexfuel	80	09/00→10/02	➔	07/01→; - ESP	2	24.5111-0438.3 330568	L= 445
			➔	07/01→; + ESP	2	24.5111-0460.3 330603	L= 460
			➔	07/01→; →Orga 09533	2	24.5229-0255.3 330581	L= 255
			➔	Orga 09534→	2	24.5246-0260.3 330782	L= 260
1.6 HDi 75	55	02/06→12/13	➔	→ 03/08; - ESP	2	24.5111-0438.3 330568	L= 445
			➔	→ 03/08; + ESP	2	24.5111-0460.3 330603	L= 460
			➔	→ 03/08	2	24.5246-0260.3 330782	L= 260
1.6 HDi 90	66	10/05→12/15	➔	02/06→ 03/08; - ESP	2	24.5111-0438.3 330568	L= 445
			➔	02/06→ 03/08; + ESP	2	24.5111-0460.3 330603	L= 460
			➔	02/06→ 03/08	2	24.5246-0260.3 330782	L= 260
1.8	66	05/97→12/03	➔		2	24.5111-0438.3 330568	L= 445
			➔	→Orga 09533	2	24.5229-0255.3 330581	L= 255
			➔	Orga 09534→	2	24.5246-0260.3 330782	L= 260
1.9 D	51	05/96→12/98	➔	12/98→	2	24.5111-0438.3 330568	L= 445
			➔	12/98→; →Orga 09533	2	24.5229-0255.3 330581	L= 255
			➔	Orga 09534→	2	24.5246-0260.3 330782	L= 260
1.9 D	51	12/98→07/08	➔	→ 03/08	2	24.5111-0438.3 330568	L= 445
			➔	→Orga 09533	2	24.5229-0255.3 330581	L= 255
			➔	Orga 09534→; → 03/08	2	24.5246-0260.3 330782	L= 260
2.0 HDi	66	02/00→07/08	➔	→ 03/08; - ESP	2	24.5111-0438.3 330568	L= 445
			➔	→ 03/08; + ESP	2	24.5111-0460.3 330603	L= 460
			➔	→Orga 09533	2	24.5229-0255.3 330581	L= 255
			➔	Orga 09534→; → 03/08	2	24.5246-0260.3 330782	L= 260
Electric	28	01/98→12/01	➔		2	24.5111-0438.3 330568	L= 445
			➔		2	24.5229-0255.3 330581	L= 255
<b>PEUGEOT - PARTNER Kasten 04/08→</b>							
 <b>Bremssattel</b>							
1.6	66	04/08→	➔	☐		11.9601-9717.2 220901	ATE Ø 60 - Halter
1.6	72	11/10→	➔	☐		11.9601-9718.2 220902	ATE Ø 60 - Halter
1.6	80	04/08→	➔	☐			
1.6	88	04/10→	➔				
1.6 BlueHDi 100	73	04/15→	➔				
1.6 BlueHDi 120	88	04/15→	➔				
1.6 Flex	81	09/08→	➔				
1.6 HDi	55	04/08→	➔				
1.6 HDi	66	03/13→	➔				
1.6 HDi	67	09/09→12/12	➔				
1.6 HDi	80	04/08→	➔				
1.6 HDi	82	08/10→	➔				
1.6 HDi	84	03/13→	➔				
1.6 HDi 16V	66	04/08→	➔				
1.6 HDi 16V 4x4	66	04/12→	➔				
1.6 HDi 90	68	04/10→	➔				
Électrique	49	06/13→	➔				
1.6 HDi / BlueHDi 75	55	01/14→	➔	☐; 01/15→		11.9601-9717.2 220901	ATE Ø 60 - Halter
			➔	☐; 01/15→		11.9601-9718.2 220902	ATE Ø 60 - Halter
<b>Feder, Bremssattel</b>							
1.6	66	04/08→			2	11.8116-0356.1 390586	ATE
1.6	72	11/10→					
1.6	80	04/08→					
1.6	88	04/10→					
1.6 BlueHDi 100	73	04/15→					
1.6 BlueHDi 120	88	04/15→					
1.6 Flex	81	09/08→					
1.6 HDi	55	04/08→					
↓							



	kW			 	! #		
<b>PEUGEOT - PARTNER Kasten 04/08→</b>							
<b>Feder, Bremssattel</b>							
1.6 HDi	66	03/13→			2	11.8116-0356.1	390586 ATE
1.6 HDi	67	09/09→12/12					
1.6 HDi	80	04/08→					
1.6 HDi	82	08/10→					
1.6 HDi	84	03/13→					
1.6 HDi 16V	66	04/08→					
1.6 HDi 16V 4x4	66	04/12→					
1.6 HDi 90	68	04/10→					
Électrique	49	06/13→					
1.6 HDi / BlueHDi 75	55	01/14→		01/15→	2	11.8116-0356.1	390586 ATE
<b>Führungshülzensatz, Bremssattel</b>							
1.6	66	04/08→	←			11.0101-5704.2	260095 ATE
1.6	72	11/10→					
1.6	80	04/08→					
1.6	88	04/10→					
1.6 BlueHDi 100	73	04/15→					
1.6 BlueHDi 120	88	04/15→					
1.6 Flex	81	09/08→					
1.6 HDi	55	04/08→					
1.6 HDi	66	03/13→					
1.6 HDi	67	09/09→12/12					
1.6 HDi	80	04/08→					
1.6 HDi	82	08/10→					
1.6 HDi	84	03/13→					
1.6 HDi 16V	66	04/08→					
1.6 HDi 16V 4x4	66	04/12→					
1.6 HDi 90	68	04/10→					
Électrique	49	06/13→					
1.6 HDi / BlueHDi 75	55	01/14→	←	01/15→		11.0101-5704.2	260095 ATE
<b>Führungsbolzen, Bremssattel</b>							
1.6	66	04/08→				11.8171-0008.1	990049 ATE
1.6	72	11/10→					
1.6	80	04/08→					
1.6	88	04/10→					
1.6 BlueHDi 100	73	04/15→					
1.6 BlueHDi 120	88	04/15→					
1.6 Flex	81	09/08→					
1.6 HDi	55	04/08→					
1.6 HDi	66	03/13→					
1.6 HDi	67	09/09→12/12					
1.6 HDi	80	04/08→					
1.6 HDi	82	08/10→					
1.6 HDi	84	03/13→					
1.6 HDi 16V	66	04/08→					
1.6 HDi 16V 4x4	66	04/12→					
1.6 HDi 90	68	04/10→					
Électrique	49	06/13→					
1.6 HDi / BlueHDi 75	55	01/14→		01/15→		11.8171-0008.1	990049 ATE
<b>Dichtungssatz, Bremssattel</b>							
1.6	66	04/08→				11.0441-6008.2	250038 ATE für Kolben-Ø [mm]: 60
1.6	72	11/10→					
1.6	80	04/08→					
1.6	88	04/10→					
1.6 BlueHDi 100	73	04/15→					
1.6 BlueHDi 120	88	04/15→					
1.6 Flex	81	09/08→					
1.6 HDi	55	04/08→					
1.6 HDi	66	03/13→					
1.6 HDi	67	09/09→12/12					
1.6 HDi	80	04/08→					
1.6 HDi	82	08/10→					
1.6 HDi	84	03/13→					
1.6 HDi 16V	66	04/08→					
1.6 HDi 16V 4x4	66	04/12→					
1.6 HDi 90	68	04/10→					
Électrique	49	06/13→					
1.6 HDi / BlueHDi 75	55	01/14→		01/15→		11.0441-6008.2	250038 ATE für Kolben-Ø [mm]: 60
<b>Bremsschlauch</b>							
1.6	66	04/08→	←		2	24.5111-0424.3	331014 L= 424,6
1.6	72	11/10→					
1.6	80	04/08→	→		2	24.5246-0216.3	331022 L= 216,6
1.6	88	04/10→					
1.6 BlueHDi 100	73	04/15→					
1.6 BlueHDi 120	88	04/15→					
1.6 Flex	81	09/08→					
1.6 HDi	55	04/08→					
↓							

	kw			 	! #			
<b>PEUGEOT - PARTNER Kasten 04/08→</b>								
 <b>Bremsschlauch</b>								
1.6 HDi	66	03/13→	←		2	24.5111-0424.3	331014	L= 424,6
1.6 HDi	67	09/09→12/12	←					
1.6 HDi	80	04/08→	→		2	24.5246-0216.3	331022	L= 216,6
1.6 HDi	82	08/10→						
1.6 HDi	84	03/13→						
1.6 HDi 16V	66	04/08→						
1.6 HDi 16V 4x4	66	04/12→						
1.6 HDi 90	68	04/10→						
Électrique	49	06/13→						
1.6 HDi / BlueHDi 75	55	01/14→	←	01/15→	2	24.5111-0424.3	331014	L= 424,6
			→	01/15→	2	24.5246-0216.3	331022	L= 216,6
<b>PEUGEOT - PARTNER Kasten (5) 04/96→12/15</b>								
 <b>Bremssattel</b>								
1.1	44	06/96→09/05	←	 ; 10/02→		24.3541-1771.5	240239	BOS Ø 54 - Halter
			←	 ; 10/02→		24.3541-1772.5	240240	BOS Ø 54 - Halter
			←	 ; 07/96→ 09/02		24.3541-1777.5	240247	TRW Ø 54 - Halter
			←	 ; 07/96→ 09/02		24.3541-1778.5	240248	TRW Ø 54 - Halter
1.4	54	11/02→10/06	←			24.3541-1771.5	240239	BOS Ø 54 - Halter
1.4 BiFuel	55	04/03→10/06	←			24.3541-1772.5	240240	BOS Ø 54 - Halter
1.4	55	06/96→12/15	←	 ; 10/02→ 03/08		24.3541-1771.5	240239	BOS Ø 54 - Halter
			←	 ; 10/02→ 03/08		24.3541-1772.5	240240	BOS Ø 54 - Halter
			←	 ; 07/96→ 09/02		24.3541-1777.5	240247	TRW Ø 54 - Halter
			←	 ; 07/96→ 09/02		24.3541-1778.5	240248	TRW Ø 54 - Halter
1.6	80	09/00→10/02	←			24.3541-1757.7	220483	TRW Ø 54 - Halter
1.6 Bioflex	80	09/00→10/02	←			24.3541-1758.7	220484	TRW Ø 54 - Halter
1.6 HDi 75	55	02/06→07/08	←	 ; → 03/08		24.3541-1771.5	240239	BOS Ø 54 - Halter
1.6 HDi 90	66	02/06→12/15	←	 ; → 03/08		24.3541-1772.5	240240	BOS Ø 54 - Halter
1.8	66	03/97→08/00	←			24.3541-1757.7	220483	TRW Ø 54 - Halter
						24.3541-1777.5	240247	TRW Ø 54 - Halter
			←			24.3541-1758.7	220484	TRW Ø 54 - Halter
						24.3541-1778.5	240248	TRW Ø 54 - Halter
1.8 D	43	06/96→12/02	←	 ; 07/96→; →Orga 09127		24.3541-1757.7	220483	TRW Ø 54 - Halter
1.9 D	51	06/96→12/02	←	 ; 07/96→; →Orga 09127		24.3541-1758.7	220484	TRW Ø 54 - Halter
			←	 ; Orga 09128→		24.3541-1771.5	240239	BOS Ø 54 - Halter
			←	 ; Orga 09128→		24.3541-1772.5	240240	BOS Ø 54 - Halter
1.8 D	44	11/96→02/98	←	 ; →Orga 09127		24.3541-1757.7	220483	TRW Ø 54 - Halter
1.9 D	50	05/96→12/98	←	 ; →Orga 09127		24.3541-1758.7	220484	TRW Ø 54 - Halter
1.9 D 4x4	51	04/04→11/07	←	 ; Orga 09128→		24.3541-1771.5	240239	BOS Ø 54 - Halter
			←	 ; Orga 09128→		24.3541-1772.5	240240	BOS Ø 54 - Halter
1.9 D	51	06/96→12/15	←	 ; 07/96→; →Orga 09127		24.3541-1757.7	220483	TRW Ø 54 - Halter
			←	 ; 07/96→; →Orga 09127		24.3541-1758.7	220484	TRW Ø 54 - Halter
			←	 ; Orga 09128→; → 03/08		24.3541-1771.5	240239	BOS Ø 54 - Halter
			←	 ; Orga 09128→; → 03/08		24.3541-1772.5	240240	BOS Ø 54 - Halter
2.0 HDi	66	04/00→07/08	←	 ; →Orga 09127		24.3541-1757.7	220483	TRW Ø 54 - Halter
			←	 ; →Orga 09127		24.3541-1758.7	220484	TRW Ø 54 - Halter
			←	 ; Orga 09128→; → 03/08; + ESP		24.3541-1761.5	240233	Ø 54 - Halter
			←	 ; Orga 09128→; → 03/08; + ESP		24.3541-1762.5	240234	Ø 54 - Halter
			←	 ; Orga 09128→; → 03/08; - ESP		24.3541-1771.5	240239	BOS Ø 54 - Halter
			←	 ; Orga 09128→; → 03/08; - ESP		24.3541-1772.5	240240	BOS Ø 54 - Halter
			→	 ; → 03/08; + ESP		24.3387-1711.7	220747	TRW Ø 38 - Halter
			→	 ; → 03/08; + ESP		24.3387-1712.7	220748	TRW Ø 38 - Halter
2.0 HDi 4x4	66	04/04→08/05	←	 ; →Orga 09127		24.3541-1757.7	220483	TRW Ø 54 - Halter
			←	 ; →Orga 09127		24.3541-1758.7	220484	TRW Ø 54 - Halter
			←	 ; Orga 09128→; + ESP		24.3541-1761.5	240233	Ø 54 - Halter
			←	 ; Orga 09128→; + ESP		24.3541-1762.5	240234	Ø 54 - Halter
			←	 ; Orga 09128→; - ESP		24.3541-1771.5	240239	BOS Ø 54 - Halter

### PEUGEOT - PARTNER Kasten (5) 04/96→12/15

#### **Bremssattel**

2.0 HDi 4x4	66	04/04→08/05	←	☐; Orga 09128→; - ESP	24.3541-1772.5	240240	BOS Ø 54 - Halter
			→	☐; + ESP	24.3387-1711.7	220747	TRW Ø 38 - Halter
			→	☐; + ESP	24.3387-1712.7	220748	TRW Ø 38 - Halter
Electric	25	04/96→12/02	←	☐; 01/98→	24.3541-1771.5	240239	BOS Ø 54 - Halter
			←	☐; 01/98→	24.3541-1772.5	240240	BOS Ø 54 - Halter

#### **Bremsschlauch**

1.1 1.8 D 1.9 D	44 43 51	06/96→09/05 06/96→12/02 06/96→12/02	←	07/96→	2	24.5111-0438.3	330568	L= 445
			→	07/96→; →Orga 09533	2	24.5229-0255.3	330581	L= 255
			→	Orga 09534→	2	24.5246-0260.3	330782	L= 260
1.4 1.4 BiFuel 1.8 D 1.9 D 1.9 D 4x4	54 55 44 50 51	11/02→10/06 04/03→10/06 11/96→02/98 05/96→12/98 04/04→11/07	←		2	24.5111-0438.3	330568	L= 445
			→	→Orga 09533	2	24.5229-0255.3	330581	L= 255
			→	Orga 09534→	2	24.5246-0260.3	330782	L= 260
			←	07/96→ 03/08	2	24.5111-0438.3	330568	L= 445
1.4 1.9 D	55 51	06/96→12/15 06/96→12/15	→	07/96→; →Orga 09533	2	24.5229-0255.3	330581	L= 255
			→	Orga 09534→; → 03/08	2	24.5246-0260.3	330782	L= 260
			←		2	24.5111-0438.3	330568	L= 445
1.6 1.6 Bioflex	80 80	09/00→10/02 09/00→10/02	←		2	24.5111-0438.3	330568	L= 445
			←	→ 03/08	2	24.5111-0438.3	330568	L= 445
1.6 HDi 75 1.6 HDi 90	55 66	02/06→07/08 02/06→12/15	→	→ 03/08	2	24.5246-0260.3	330782	L= 260
			→	→ 03/08	2	24.5111-0438.3	330568	L= 445
1.8	66	03/97→08/00	←		2	24.5111-0438.3	330568	L= 445
			→		2	24.5229-0255.3	330581	L= 255
2.0 HDi	66	04/00→07/08	←	→ 03/08; - ESP	2	24.5111-0438.3	330568	L= 445
			←	→ 03/08; + ESP	2	24.5111-0460.3	330603	L= 460
			→	→Orga 09533	2	24.5229-0255.3	330581	L= 255
			→	Orga 09534→; → 03/08	2	24.5246-0260.3	330782	L= 260
2.0 HDi 4x4	66	04/04→08/05	←	- ESP	2	24.5111-0438.3	330568	L= 445
			←	+ ESP	2	24.5111-0460.3	330603	L= 460
			→	→Orga 09533	2	24.5229-0255.3	330581	L= 255
			→	Orga 09534→	2	24.5246-0260.3	330782	L= 260
Electric	25	04/96→12/02	←	01/98→	2	24.5111-0438.3	330568	L= 445
			→	01/98→; →Orga 09533	2	24.5229-0255.3	330581	L= 255
			→	Orga 09534→	2	24.5246-0260.3	330782	L= 260

### PEUGEOT - PARTNER Pritsche/Fahrgestell 01/09→

#### **Bremssattel**

1.6 HDi	55	01/09→	←	☐	11.9601-9717.2	220901	ATE Ø 60 - Halter
1.6 HDi	66	03/13→	←	☐	11.9601-9718.2	220902	ATE Ø 60 - Halter
1.6 HDi 16V	66	01/09→	←	☐	11.9601-9718.2	220902	ATE Ø 60 - Halter

#### **Feder, Bremssattel**

1.6 HDi	55	01/09→			2	11.8116-0356.1	390586	ATE
1.6 HDi	66	03/13→						
1.6 HDi 16V	66	01/09→						

#### **Führungshülzensatz, Bremssattel**

1.6 HDi	55	01/09→	←		11.0101-5704.2	260095	ATE
1.6 HDi	66	03/13→					
1.6 HDi 16V	66	01/09→					

#### **Führungsbolzen, Bremssattel**












1.6 HDi	55	01/09→			11.8171-0008.1	990049	ATE
1.6 HDi	66	03/13→					
1.6 HDi 16V	66	01/09→					

#### **Dichtungssatz, Bremssattel**








1.6 HDi	55	01/09→			11.0441-6008.2	250038	ATE für Kolben-Ø [mm]: 60
1.6 HDi	66	03/13→					
1.6 HDi 16V	66	01/09→					











#### **Bremsschlauch**













1.6 HDi	55	01/09→	←		2	24.5111-0424.3	331014	L= 424,6
↓								

















	kw					! #		
<b>PEUGEOT - PARTNER Pritsche/Fahrgestell 01/09→</b>								
 <b>Bremsschlauch</b>								
1.6 HDi 1.6 HDi 16V	66 66	03/13→ 01/09→	→			2	24.5246-0216.3 331022	L= 216,6
<b>PEUGEOT - PARTNER Pritsche/Fahrgestell 01/99→07/08</b>								
 <b>Bremssattel</b>								
1.9 D	51	01/99→07/08	←	☐; →Orga 09127			24.3541-1757.7 220483	TRW Ø 54 - Halter
			←	☐; →Orga 09127			24.3541-1758.7 220484	TRW Ø 54 - Halter
			←	☐; Orga 09128→; → 03/08			24.3541-1771.5 240239	BOS Ø 54 - Halter
			←	☐; Orga 09128→; → 03/08			24.3541-1772.5 240240	BOS Ø 54 - Halter
2.0 HDi	66	11/02→07/08	←	☐; →Orga 09127			24.3541-1757.7 220483	TRW Ø 54 - Halter
			←	☐; →Orga 09127			24.3541-1758.7 220484	TRW Ø 54 - Halter
			←	☐; Orga 09128→; → 03/08; + ESP			24.3541-1761.5 240233	Ø 54 - Halter
			←	☐; Orga 09128→; → 03/08; + ESP			24.3541-1762.5 240234	Ø 54 - Halter
			←	☐; Orga 09128→; → 03/08; - ESP			24.3541-1771.5 240239	BOS Ø 54 - Halter
			←	☐; Orga 09128→; → 03/08; - ESP			24.3541-1772.5 240240	BOS Ø 54 - Halter
			→	☐; → 03/08; + ESP			24.3387-1711.7 220747	TRW Ø 38 - Halter
			→	☐; → 03/08; + ESP			24.3387-1712.7 220748	TRW Ø 38 - Halter
 <b>Bremsschlauch</b>								
1.9 D	51	01/99→07/08	←	→ 03/08		2	24.5111-0438.3 330568	L= 445
			→	→Orga 09533		2	24.5229-0255.3 330581	L= 255
			→	Orga 09534→; → 03/08		2	24.5246-0260.3 330782	L= 260
2.0 HDi	66	11/02→07/08	←	→ 03/08; - ESP		2	24.5111-0438.3 330568	L= 445
			←	→ 03/08; + ESP		2	24.5111-0460.3 330603	L= 460
			→	→Orga 09533		2	24.5229-0255.3 330581	L= 255
			→	Orga 09534→; → 03/08		2	24.5246-0260.3 330782	L= 260
<b>PEUGEOT - PARTNER Tepee 04/08→</b>								
 <b>Bremssattel</b>								
1.2 THP	81	02/16→	←	☐			11.9601-9717.2 220901	ATE Ø 60 - Halter
1.6	66	04/08→	←	☐			11.9601-9718.2 220902	ATE Ø 60 - Halter
1.6	72	08/10→						
1.6	80	04/08→						
1.6	88	04/10→						
1.6 BlueHDi 100	73	12/14→						
1.6 BlueHDi 100 4x4	73	04/15→						
1.6 BlueHDi 120	88	12/14→						
1.6 BlueHDi 75	55	01/15→						
1.6 Flex	81	09/08→						
1.6 HDi	55	04/08→						
1.6 HDi	66	03/13→						
1.6 HDi	80	04/08→						
1.6 HDi	82	08/10→						
1.6 HDi	84	03/13→						
1.6 HDi 16V	66	04/08→						
1.6 HDi 90	68	04/10→						
1.6	81	09/08→	←	☐; 04/10→			11.9601-9717.2 220901	ATE Ø 60 - Halter
			←	☐; 04/10→			11.9601-9718.2 220902	ATE Ø 60 - Halter
<b>Feder, Bremssattel</b>								
1.2 THP	81	02/16→				2	11.8116-0356.1 390586	ATE
1.6	66	04/08→						
1.6	72	08/10→						
1.6	80	04/08→						
1.6	88	04/10→						
1.6 BlueHDi 100	73	12/14→						
1.6 BlueHDi 100 4x4	73	04/15→						
1.6 BlueHDi 120	88	12/14→						
1.6 BlueHDi 75	55	01/15→						
1.6 Flex	81	09/08→						
1.6 HDi	55	04/08→						
1.6 HDi	66	03/13→						
1.6 HDi	80	04/08→						
1.6 HDi	82	08/10→						
1.6 HDi	84	03/13→						
1.6 HDi 16V	66	04/08→						
1.6 HDi 90	68	04/10→						
1.6	81	09/08→		04/10→		2	11.8116-0356.1 390586	ATE

























	kW			 	! #		
<b>PEUGEOT - PARTNER Tepee 04/08→</b>							
<b>Führungshülzensatz, Bremsattel</b>							
1.2 THP	81	02/16→	←			11.0101-5704.2 260095	ATE
1.6	66	04/08→					
1.6	72	08/10→					
1.6	80	04/08→					
1.6	88	04/10→					
1.6 BlueHDi 100	73	12/14→					
1.6 BlueHDi 100 4x4	73	04/15→					
1.6 BlueHDi 120	88	12/14→					
1.6 BlueHDi 75	55	01/15→					
1.6 Flex	81	09/08→					
1.6 HDi	55	04/08→					
1.6 HDi	66	03/13→					
1.6 HDi	80	04/08→					
1.6 HDi	82	08/10→					
1.6 HDi	84	03/13→					
1.6 HDi 16V	66	04/08→					
1.6 HDi 90	68	04/10→					
1.6	81	09/08→	←	04/10→		11.0101-5704.2 260095	ATE
<b>Führungsbolzen, Bremsattel</b>							
1.2 THP	81	02/16→				11.8171-0008.1 990049	ATE
1.6	66	04/08→					
1.6	72	08/10→					
1.6	80	04/08→					
1.6	88	04/10→					
1.6 BlueHDi 100	73	12/14→					
1.6 BlueHDi 100 4x4	73	04/15→					
1.6 BlueHDi 120	88	12/14→					
1.6 BlueHDi 75	55	01/15→					
1.6 Flex	81	09/08→					
1.6 HDi	55	04/08→					
1.6 HDi	66	03/13→					
1.6 HDi	80	04/08→					
1.6 HDi	82	08/10→					
1.6 HDi	84	03/13→					
1.6 HDi 16V	66	04/08→					
1.6 HDi 90	68	04/10→					
1.6	81	09/08→		04/10→		11.8171-0008.1 990049	ATE
<b>Dichtungssatz, Bremsattel</b>							
1.2 THP	81	02/16→				11.0441-6008.2 250038	ATE für Kolben-Ø [mm]: 60
1.6	66	04/08→					
1.6	72	08/10→					
1.6	80	04/08→					
1.6	88	04/10→					
1.6 BlueHDi 100	73	12/14→					
1.6 BlueHDi 100 4x4	73	04/15→					
1.6 BlueHDi 120	88	12/14→					
1.6 BlueHDi 75	55	01/15→					
1.6 Flex	81	09/08→					
1.6 HDi	55	04/08→					
1.6 HDi	66	03/13→					
1.6 HDi	80	04/08→					
1.6 HDi	82	08/10→					
1.6 HDi	84	03/13→					
1.6 HDi 16V	66	04/08→					
1.6 HDi 90	68	04/10→					
1.6	81	09/08→		04/10→		11.0441-6008.2 250038	ATE für Kolben-Ø [mm]: 60
<b>Bremsschlauch</b>							
1.2 THP	81	02/16→	←		2	24.5111-0424.3 331014	L= 424,6
1.6	66	04/08→	→		2	24.5246-0216.3 331022	L= 216,6
1.6	72	08/10→					
1.6	80	04/08→					
1.6	88	04/10→					
1.6 BlueHDi 100	73	12/14→					
1.6 BlueHDi 100 4x4	73	04/15→					
1.6 BlueHDi 120	88	12/14→					
1.6 BlueHDi 75	55	01/15→					
1.6 Flex	81	09/08→					
1.6 HDi	55	04/08→					
1.6 HDi	66	03/13→					
1.6 HDi	80	04/08→					
1.6 HDi	82	08/10→					
1.6 HDi	84	03/13→					
1.6 HDi 16V	66	04/08→					
1.6 HDi 90	68	04/10→					
1.6	81	09/08→	←	04/10→	2	24.5111-0424.3 331014	L= 424,6
			→	04/10→	2	24.5246-0216.3 331022	L= 216,6

















	kW				! #		
<b>PEUGEOT - RCZ 03/10→</b>							
 <b>Bremssattel</b>							
1.6 16V 1.6 THP 150	115 110	03/10→ 03/11→	←	☐; Sattel unlackiert		11.9571-9939.2 220923	ATE Ø 57 - Halter
			←	☐; Sattel unlackiert		11.9571-9940.2 220924	ATE Ø 57 - Halter
1.6 16V	147	06/10→	←	☐		11.9601-9883.2 220917	ATE Ø 60 - Halter
			←	☐		11.9601-9884.2 220918	ATE Ø 60 - Halter
2.0 HDi	120	03/10→	←	☐; Raddurchmesser [Zoll]: 18; Sattel unlackiert		11.9571-9939.2 220923	ATE Ø 57 - Halter
			←	☐; Raddurchmesser [Zoll]: 18; Sattel unlackiert		11.9571-9940.2 220924	ATE Ø 57 - Halter
			←	☐; Raddurchmesser [Zoll]: 19		11.9601-9883.2 220917	ATE Ø 60 - Halter
			←	☐; Raddurchmesser [Zoll]: 19		11.9601-9884.2 220918	ATE Ø 60 - Halter
<b>Feder, Bremssattel</b>							
1.6 16V 1.6 THP 150	115 110	03/10→ 03/11→			2	11.8116-0356.1 390586	ATE
2.0 HDi	120	03/10→		Raddurchmesser [Zoll]: 18	2	11.8116-0356.1 390586	ATE
<b>Führungshülsensatz, Bremssattel</b>							
1.6 16V 1.6 THP 150	115 110	03/10→ 03/11→	←			11.0101-5704.2 260095	ATE
1.6 16V	147	06/10→	←			11.0101-5407.2 260011	ATE
2.0 HDi	120	03/10→	←	Raddurchmesser [Zoll]: 19		11.0101-5407.2 260011	ATE
			←	Raddurchmesser [Zoll]: 18		11.0101-5704.2 260095	ATE
<b>Führungsbolzen, Bremssattel</b>							
1.6 16V 1.6 16V 1.6 THP 150	115 147 110	03/10→ 06/10→ 03/11→				11.8171-0008.1 990049	ATE
2.0 HDi	120	03/10→		Raddurchmesser [Zoll]: 18		11.8171-0008.1 990049	ATE
				Raddurchmesser [Zoll]: 19		11.8171-0008.1 990049	ATE
<b>Dichtungssatz, Bremssattel</b>							
1.6 16V	147	06/10→				11.0441-6008.2 250038	ATE für Kolben-Ø [mm]: 60
2.0 HDi	120	03/10→		Raddurchmesser [Zoll]: 19		11.0441-6008.2 250038	ATE für Kolben-Ø [mm]: 60
 <b>Bremsschlauch</b>							
1.6 16V 1.6 16V 1.6 THP 150 2.0 HDi	115 147 110 120	03/10→ 06/10→ 03/11→ 03/10→	→		2	24.5246-0190.3 330697	L= 190
1.6 THP 270	199	06/13→	→	10/13→	2	24.5246-0190.3 330697	L= 190
<b>PORSCHE - 911 (993) 10/93→09/97</b>							
 <b>Bremsschlauch</b>							
3.6 Carrera 3.6 Carrera 4	200 200	10/93→08/95 07/94→08/95	←		2	83.6220-0296.3 330324	L= 295
			→	01/95→	2	83.6116-0226.3 330454	L= 225
3.6 Carrera 3.6 Carrera 4	210 210	08/95→09/97 08/95→09/97	←		2	83.6220-0296.3 330324	L= 295
3.6 Turbo 4 3.6 Turbo GT2 3.6 Turbo GT2 4 3.6 Turbo GT2 4	300 316 316 331	03/95→09/97 03/95→09/97 08/95→09/97 06/97→09/97	→		2	83.6116-0226.3 330454	L= 225
3.8 Carrera 3.8 Carrera 3.8 Carrera 4 3.8 Carrera 4 3.8 Carrera RS	210 221 210 221 221	06/95→09/97 08/95→09/97 06/95→09/97 08/95→09/97 06/95→09/97					
<b>PORSCHE - 911 (996) 09/97→08/05</b>							
 <b>Bremsschlauch</b>							
3.4 Carrera 3.4 Carrera 4 3.6 Carrera 3.6 Carrera 4 3.6 Carrera 4S 3.6 Carrera S 3.6 GT2 3.6 GT2 3.6 GT3 3.6 GT3 3.6 S	221 221 235 235 254 254 340 355 265 280 331	09/97→09/01 09/97→09/01 10/01→08/05 10/01→08/05 02/03→08/05 02/03→08/05 04/01→08/05 10/03→08/05 03/99→08/05 03/03→08/05 08/04→08/05	←		2	83.6239-0297.3 330643	L= 295
			→		2	83.6239-0297.3 330643	L= 295











	kw			 	! #		
<b>PORSCHE - 911 (996) 09/97→08/05</b>							
 <b>Bremsschlauch</b>							
3.6 Turbo 4	309	06/00→08/05	←		2	83.6239-0297.3 330643	L= 295
3.6 Turbo 4S	331	02/03→08/05	→		2	83.6239-0297.3 330643	L= 295
3.4 Carrera	235	05/01→08/05	←	→ 09/01	2	83.6239-0297.3 330643	L= 295
3.4 Carrera 4	235	05/01→08/05	→	→ 09/01	2	83.6239-0297.3 330643	L= 295
<b>PORSCHE - 911 (997) 07/04→12/12</b>							
 <b>Bremsschlauch</b>							
3.6 Carrera	235	08/04→07/05	←		2	83.6239-0297.3 330643	L= 295
3.6 Carrera	239	07/04→12/08	→		2	83.6239-0297.3 330643	L= 295
3.6 Carrera	242	07/04→12/08	→		2	83.6239-0297.3 330643	L= 295
3.6 Carrera	254	06/08→12/11					
3.6 Carrera 4	239	07/04→12/08					
3.6 Carrera 4	254	06/08→12/12					
3.6 GT 2	390	09/07→12/12					
3.6 GT2 RS	456	05/10→12/12					
3.6 GT3	305	03/06→12/09					
3.6 Turbo	353	03/06→12/09					
3.8 Carrera 4 GTS	300	06/09→12/12					
3.8 Carrera 4S	261	07/04→12/08					
3.8 Carrera 4S	280	08/05→12/08					
3.8 Carrera 4S	283	06/08→12/12					
3.8 Carrera GTS	300	06/09→12/11					
3.8 Carrera S	261	07/04→12/08					
3.8 Carrera S	264	07/04→12/08					
3.8 Carrera S	280	08/05→12/08					
3.8 Carrera S	283	06/08→12/11					
3.8 GT3	320	05/09→12/11					
3.8 GT3 RS	331	08/09→12/11					
3.8 Turbo	368	09/09→12/12					
3.8 Turbo S	390	02/10→12/12					
4.0 GT3 RS	368	07/11→12/12					
<b>PORSCHE - 911 Cabriolet (993) 07/94→09/97</b>							
 <b>Bremsschlauch</b>							
3.6 Carrera	200	07/94→08/95	←	01/95→	2	83.6116-0226.3 330454	L= 225
3.6 Carrera 4	200	07/94→08/95	←		2	83.6220-0296.3 330324	L= 295
3.6 Carrera	210	08/95→09/97	←		2	83.6116-0226.3 330454	L= 225
3.6 Carrera 4	210	08/95→09/97				83.6220-0296.3 330324	L= 295
3.8 Carrera	210	06/95→09/97					
3.8 Carrera	221	08/95→09/97					
3.8 Carrera 4	210	06/95→09/97					
3.8 Carrera 4	221	08/95→09/97					
<b>PORSCHE - 911 Cabriolet (996) 02/98→08/05</b>							
 <b>Bremsschlauch</b>							
3.4 Carrera	221	02/98→09/01	←		2	83.6239-0297.3 330643	L= 295
3.4 Carrera 4	221	02/98→09/01	→		2	83.6239-0297.3 330643	L= 295
3.6 Carrera	235	10/01→08/05	→				
3.6 Carrera 4	235	10/01→08/05					
3.6 Carrera 4S	254	06/02→08/05					
3.6 Carrera S	254	06/02→08/05					
3.6 Turbo 4	309	10/03→08/05					
3.6 Turbo 4S	331	10/03→08/05					
3.4 Carrera	235	05/01→08/05	←	→ 09/01	2	83.6239-0297.3 330643	L= 295
3.4 Carrera 4	235	05/01→08/05	→	→ 09/01	2	83.6239-0297.3 330643	L= 295
<b>PORSCHE - 911 Cabriolet (997) 04/05→12/12</b>							
 <b>Bremsschlauch</b>							
3.6 Carrera	235	04/05→07/05	←		2	83.6239-0297.3 330643	L= 295
3.6 Carrera	239	04/05→12/08	→		2	83.6239-0297.3 330643	L= 295
3.6 Carrera	242	04/05→12/08	→				
3.6 Carrera	254	06/08→12/11					
3.6 Carrera 4	239	04/05→12/08					
3.6 Carrera 4	242	04/05→12/08					
3.6 Carrera 4	254	06/08→12/12					
3.6 Turbo	353	09/07→12/09					
3.8 Carrera 4S	261	04/05→12/08					
3.8 Carrera 4S	264	04/05→12/10					
3.8 Carrera 4S	280	08/05→12/08					
3.8 Carrera 4S	283	06/08→12/12					
3.8 Carrera S	261	04/05→12/08					
3.8 Carrera S	264	04/05→12/08					
3.8 Carrera S	280	08/05→12/08					
3.8 Carrera S	283	06/08→12/11					

	kW			 	! #		
<b>PORSCHE - 911 Cabriolet (997) 04/05→12/12</b>							
 <b>Bremsschlauch</b>							
3.8 Turbo	368	09/09→12/12	←		2	83.6239-0297.3 330643	L= 295
3.8 Turbo S	390	02/10→12/12	→		2	83.6239-0297.3 330643	L= 295
<b>PORSCHE - 911 Targa (993) 01/94→09/97</b>							
 <b>Bremsschlauch</b>							
3.6 Carrera	210	08/95→09/97	←		2	83.6220-0296.3 330324	L= 295
			→		2	83.6116-0226.3 330454	L= 225
<b>PORSCHE - 911 Targa (996) 12/01→08/05</b>							
 <b>Bremsschlauch</b>							
3.6	235	12/01→08/05	←		2	83.6239-0297.3 330643	L= 295
			→		2	83.6239-0297.3 330643	L= 295
<b>PORSCHE - 911 Targa (997) 07/06→12/12</b>							
 <b>Bremsschlauch</b>							
3.6 Carrera 4	239	07/06→12/08	←	11/06→	2	83.6239-0297.3 330643	L= 295
3.8 Carrera 4S	261	07/06→12/08	→	11/06→	2	83.6239-0297.3 330643	L= 295
3.6 Carrera 4	254	10/08→12/12	←		2	83.6239-0297.3 330643	L= 295
3.8 Carrera 4S	283	10/08→12/12	→		2	83.6239-0297.3 330643	L= 295
<b>PORSCHE - 928 09/77→11/95</b>							
 <b>Bremsschlauch</b>							
5.4 GTS	257	08/91→11/95	←		2	83.6289-0391.3 330341	L= 390
			→		2	83.6121-0250.3 330260	L= 250
<b>PORSCHE - 968 06/91→11/95</b>							
 <b>Bremsschlauch</b>							
3.0	176	06/91→11/95	←	für Fahrzeuge ohne Sportfahrwerk	2	24.5165-0415.3 331320	L= 415
3.0 Turbo S	224	03/93→11/95	←	für Fahrzeuge mit Sportfahrwerk	2	83.6251-0301.3 330556	L= 300
			→		2	83.6201-0175.3 330663	L= 175
<b>PORSCHE - 968 Cabriolet 06/91→11/95</b>							
 <b>Bremsschlauch</b>							
3.0	176	06/91→11/95	←	für Fahrzeuge ohne Sportfahrwerk	2	24.5165-0415.3 331320	L= 415
			←	für Fahrzeuge mit Sportfahrwerk	2	83.6251-0301.3 330556	L= 300
			→		2	83.6201-0175.3 330663	L= 175
<b>PORSCHE - BOXSTER (986) 09/96→12/04</b>							
 <b>Bremsschlauch</b>							
2.5	150	09/96→08/99	←	→ 07/99	2	83.6239-0297.3 330643	L= 295
			→	→ 07/99	2	83.6239-0297.3 330643	L= 295
2.7	155	06/99→12/02	←	08/99→ 06/02	2	83.6239-0297.3 330643	L= 295
			→	08/99→ 06/02	2	83.6239-0297.3 330643	L= 295
2.7 S 3.2	162	08/99→07/02	←	→ 06/02	2	83.6239-0297.3 330643	L= 295
	185	08/99→07/02	→	→ 06/02	2	83.6239-0297.3 330643	L= 295
2.7 S 3.2	168	07/02→12/04	←		2	83.6239-0297.3 330643	L= 295
	191	07/02→12/04	→		2	83.6239-0297.3 330643	L= 295
	196	01/04→12/04	→		2	83.6239-0297.3 330643	L= 295
<b>PORSCHE - BOXSTER (987) 11/04→12/11</b>							
 <b>Bremsschlauch</b>							
2.7 S 3.2	176	11/04→12/06	←	→ 07/06	2	83.6239-0297.3 330643	L= 295
	206	11/04→12/06	→				
2.7 S 3.4	180	07/06→12/09	←		2	83.6239-0297.3 330643	L= 295
	217	07/06→12/09	→				
2.9 S 3.4	188	06/09→12/11	←	→ 09/11	2	83.6239-0297.3 330643	L= 295
	228	06/09→12/11	→				
S 3.4	223	08/08→12/09	←	06/09→	2	83.6239-0297.3 330643	L= 295








	kw			 	! #		
<b>PORSCHE - BOXSTER Spyder (987) 09/07→12/11</b>							
 <b>Bremsschlauch</b>							
3.4 RS 60	223	09/07→12/08	←	08/08→	2	83.6239-0297.3 330643	L= 295
<b>PORSCHE - CAYENNE (9PA) 09/02→09/10</b>							
 <b>Bremsschlauch</b>							
3.0 TDI	176	02/09→09/10	←	→ 04/10	2	24.5237-0515.3 331463	L= 515
3.6	213	02/07→09/10	→	→ 04/10	2	83.7812-0400.3 331214	L= 400
3.2	177	08/03→09/07	←	10/03→	2	24.5237-0515.3 331463	L= 515
			→	10/03→	2	83.7812-0400.3 331214	L= 400
3.2	184	10/03→09/07	←		2	24.5237-0515.3 331463	L= 515
S 4.5	250	09/02→09/07	→		2	83.7812-0400.3 331214	L= 400
Turbo 4.5	331	09/02→09/07	→		2	83.7812-0400.3 331214	L= 400
GTS 4.8	298	10/07→09/10	→	→ 04/10	2	83.7812-0400.3 331214	L= 400
S 4.8	283	02/07→09/10					
Turbo S 4.8	368	02/07→09/10					
Turbo S 4.8	397	02/07→09/10					
Turbo S 4.8	404	08/08→09/10					
Turbo S 4.5	368	01/04→09/07	→		2	83.7812-0400.3 331214	L= 400
Turbo S 4.5	383	03/06→09/07					
<b>PORSCHE - CAYENNE (92A) 06/10→</b>							
 <b>Bremsschlauch</b>							
3.0 Diesel	155	06/10→	→		2	83.7812-0400.3 331214	L= 400
3.0 Diesel	176	06/10→					
3.0 Diesel	180	06/11→					
3.0 Diesel	193	10/14→					
3.0 S E-Hybrid	245	06/10→					
3.0 S E-Hybrid	306	10/14→					
3.6	220	06/10→					
3.6 GTS	324	02/15→					
3.6 S	309	10/14→					
4.2 S Diesel	281	10/12→					
4.2 S Diesel	283	10/14→					
4.8 GTS	309	06/12→					
4.8 S	294	06/10→					
4.8 Turbo	368	06/10→					
4.8 Turbo	382	10/14→					
4.8 Turbo	397	06/10→					
4.8 Turbo S	405	10/12→					
4.8 Turbo S	419	01/15→					
3.0 Diesel	184	08/14→	→	10/14→	2	83.7812-0400.3 331214	L= 400
<b>PORSCHE - CAYMAN (987) 11/05→12/13</b>							
 <b>Bremsschlauch</b>							
2.7	180	07/06→12/09	←		2	83.6239-0297.3 330643	L= 295
S 3.4	217	11/05→12/09					
2.9	195	02/09→12/12	←	→ 05/12	2	83.6239-0297.3 330643	L= 295
R 3.4	243	11/10→12/12					
S 3.4 Sport	223	08/08→12/12					
S 3.4	235	02/09→06/13					
<b>PORSCHE - MACAN (95B) 02/14→</b>							
 <b>Bremsschlauch</b>							
2.0	174	07/14→	→		2	24.5140-0396.3 331372	L= 396
2.0	185	10/15→					
3.0 GTS	265	10/15→					
3.0 S	250	02/14→					
3.0 S Diesel	155	02/14→					
3.0 S Diesel	184	02/14→					
3.0 S Diesel	190	02/14→					
3.6 Turbo	294	02/14→					
3.6 Turbo	324	09/16→					
<b>PROTON - WIRA 05/95→</b>							
 <b>Bremsschlauch</b>							
1.3	55	08/00→	→	→ 09/05	2	24.5205-0205.3 330780	L= 205
1.5	64	08/00→					
<b>PROTON - WIRA Hatchback 01/00→</b>							
 <b>Bremsschlauch</b>							
1.3	55	08/00→	→	→ 09/05	2	24.5205-0205.3 330780	L= 205
1.5	64	08/00→					










	kw			 	! #		
<b>RENAULT - 19 II (B/C53_) 01/91→06/01</b>							
 <b>Bremssattel</b>							
1.2 1.4 (B/C532)	40 43	04/92→12/95 04/92→12/95	←	<input type="checkbox"/>		24.3481-1505.5 240047 24.3481-1611.5 240029	BDX Ø 48 - Halter TRW Ø 48 - Halter
			←	<input type="checkbox"/>		24.3481-1506.5 240048 24.3481-1612.5 240030	BDX Ø 48 - Halter TRW Ø 48 - Halter
1.4	59	01/92→12/95	←	<input type="checkbox"/>		24.3481-1505.5 240047 24.3481-1611.5 240029	BDX Ø 48 - Halter TRW Ø 48 - Halter
			←	<input type="checkbox"/>		24.3481-1506.5 240048 24.3481-1612.5 240030	BDX Ø 48 - Halter TRW Ø 48 - Halter
			←	<input type="checkbox"/> ; → 12/94; + ABS		24.3481-1611.5 240029	TRW Ø 48 - Halter
			←	<input type="checkbox"/> ; - ABS		24.3481-1611.5 240029	TRW Ø 48 - Halter
			←	<input type="checkbox"/> ; → 12/94; + ABS		24.3481-1612.5 240030	TRW Ø 48 - Halter
			←	<input type="checkbox"/> ; - ABS		24.3481-1612.5 240030	TRW Ø 48 - Halter
			←	<input type="checkbox"/> ; 01/95→; Vollautomatik; + ABS		24.3481-1615.5 240031	TRW Ø 48 - Halter
			←	<input type="checkbox"/> ; 01/95→; Vollautomatik; + ABS		24.3481-1616.5 240032	TRW Ø 48 - Halter
1.4 (B/C535)	55	01/92→12/95	←	<input type="checkbox"/> ; 09/94→		24.3481-1505.5 240047 24.3481-1611.5 240029	BDX Ø 48 - Halter TRW Ø 48 - Halter
			←	<input type="checkbox"/> ; 09/94→		24.3481-1506.5 240048 24.3481-1612.5 240030	BDX Ø 48 - Halter TRW Ø 48 - Halter
1.7 (B/C53B)	54	04/92→12/95	←	<input type="checkbox"/>		24.3481-1505.5 240047 24.3481-1611.5 240029 24.3481-1615.5 240031	BDX Ø 48 - Halter TRW Ø 48 - Halter TRW Ø 48 - Halter
			←	<input type="checkbox"/>		24.3481-1506.5 240048 24.3481-1612.5 240030 24.3481-1616.5 240032	BDX Ø 48 - Halter TRW Ø 48 - Halter TRW Ø 48 - Halter
			←	<input type="checkbox"/> ; Schaltgetriebe		24.3481-1611.5 240029	TRW Ø 48 - Halter
			←	<input type="checkbox"/> ; → 12/94; Vollautomatik; + ABS		24.3481-1611.5 240029	TRW Ø 48 - Halter
			←	<input type="checkbox"/> ; - ABS		24.3481-1611.5 240029	TRW Ø 48 - Halter
			←	<input type="checkbox"/> ; - ABS		24.3481-1612.5 240030	TRW Ø 48 - Halter
			←	<input type="checkbox"/> ; → 12/94; Vollautomatik; + ABS		24.3481-1612.5 240030	TRW Ø 48 - Halter
			←	<input type="checkbox"/> ; Schaltgetriebe		24.3481-1612.5 240030	TRW Ø 48 - Halter
			←	<input type="checkbox"/> ; 01/95→; Vollautomatik; + ABS		24.3481-1615.5 240031	TRW Ø 48 - Halter
			←	<input type="checkbox"/> ; 01/95→; Vollautomatik; + ABS		24.3481-1616.5 240032	TRW Ø 48 - Halter
1.8 (5/353A)	66	04/92→12/95	←	<input type="checkbox"/> ; 09/94→		24.3481-1615.5 240031	TRW Ø 48 - Halter
			←	<input type="checkbox"/> ; 09/94→		24.3481-1616.5 240032	TRW Ø 48 - Halter
1.8 (B/C53Y)	65	04/92→12/95	←	<input type="checkbox"/> ; 05/92→		24.3481-1615.5 240031	TRW Ø 48 - Halter
			←	<input type="checkbox"/> ; 05/92→		24.3481-1616.5 240032	TRW Ø 48 - Halter
1.8 16V (B/C53D)	99	04/92→12/95	←	<input type="checkbox"/>		24.3481-1615.5 240031	TRW Ø 48 - Halter
			←	<input type="checkbox"/>		24.3481-1616.5 240032	TRW Ø 48 - Halter
1.9 D (B/C53J)	47	04/92→12/95	←	<input type="checkbox"/> ; + ABS		24.3481-1505.5 240047 24.3481-1611.5 240029	BDX Ø 48 - Halter TRW Ø 48 - Halter
			←	<input type="checkbox"/> ; 05/92→		24.3481-1505.5 240047 24.3481-1611.5 240029	BDX Ø 48 - Halter TRW Ø 48 - Halter
			←	<input type="checkbox"/>		24.3481-1505.5 240047 24.3481-1611.5 240029	BDX Ø 48 - Halter TRW Ø 48 - Halter
			←	<input type="checkbox"/> ; - ABS		24.3481-1505.5 240047 24.3481-1611.5 240029	BDX Ø 48 - Halter TRW Ø 48 - Halter
			←	<input type="checkbox"/> ; 05/92→		24.3481-1506.5 240048 24.3481-1612.5 240030	BDX Ø 48 - Halter TRW Ø 48 - Halter
			←	<input type="checkbox"/>		24.3481-1506.5 240048 24.3481-1612.5 240030	BDX Ø 48 - Halter TRW Ø 48 - Halter
			←	<input type="checkbox"/> ; - ABS		24.3481-1506.5 240048 24.3481-1612.5 240030	BDX Ø 48 - Halter TRW Ø 48 - Halter
			←	<input type="checkbox"/> ; + ABS		24.3481-1506.5 240048 24.3481-1612.5 240030	BDX Ø 48 - Halter TRW Ø 48 - Halter
1.9 dT (B/C53T)	66	04/92→12/95	←	<input type="checkbox"/> ; 05/92→		24.3481-1615.5 240031	TRW Ø 48 - Halter
			←	<input type="checkbox"/>		24.3481-1615.5 240031	TRW Ø 48 - Halter
			←	<input type="checkbox"/> ; 05/92→		24.3481-1616.5 240032	TRW Ø 48 - Halter
↓							



























	kw			 	! #		
<b>RENAULT - 19 II (B/C53_) 01/91→06/01</b>							
 <b>Bremssattel</b>							
1.9 dT (B/C53T)	66	04/92→12/95	←			24.3481-1616.5 240032	TRW Ø 48 - Halter
<b>Zubehörsatz, Bremssattel</b>							
1.2	40	04/92→12/95	←			24.0101-4803.2 260049	BDX
1.4 (B/C532)	43	04/92→12/95	←			24.0101-4807.2 260053	TRW
1.4	59	01/92→12/95	←			24.0101-4803.2 260049	BDX
			←			24.0101-4807.2 260053	TRW
			←	01/95→; Vollautomatik; + ABS		24.0101-4806.2 260052	TRW
			←	- ABS		24.0101-4807.2 260053	TRW
			←	→ 12/94; + ABS		24.0101-4807.2 260053	TRW
1.4 (B/C535)	55	01/92→12/95	←	09/94→		24.0101-4803.2 260049	BDX
			←			24.0101-4807.2 260053	TRW
1.7 (B/C53B)	54	04/92→12/95	←			24.0101-4803.2 260049	BDX
			←			24.0101-4806.2 260052	TRW
			←			24.0101-4807.2 260053	TRW
			←	01/95→; Vollautomatik; + ABS		24.0101-4806.2 260052	TRW
			←	- ABS		24.0101-4807.2 260053	TRW
1.8 (5/353A)	66	04/92→12/95	←	09/94→		24.0101-4806.2 260052	TRW
			←			24.0101-4807.2 260053	TRW
			←			24.0101-4807.2 260053	TRW
1.8 (B/C53Y)	65	04/92→12/95	←	05/92→		24.0101-4806.2 260052	TRW
1.8 16V (B/C53D)	99	04/92→12/95	←			24.0101-4806.2 260052	TRW
1.9 D (B/C53J)	47	04/92→12/95	←	05/92→		24.0101-4803.2 260049	BDX
			←			24.0101-4807.2 260053	TRW
			←			24.0101-4803.2 260049	BDX
			←	- ABS		24.0101-4807.2 260053	TRW
			←	+ ABS		24.0101-4803.2 260049	BDX
1.9 dT (B/C53T)	66	04/92→12/95	←			24.0101-4806.2 260052	TRW
			←	05/92→		24.0101-4806.2 260052	TRW
 <b>Bremsschlauch</b>							
1.2	40	04/92→12/95	←		2	24.5111-0280.3 330389	L= 280
1.4 (B/C532)	43	04/92→12/95	→		2	24.5229-0240.3 330400	L= 242
			→		2	24.5229-0255.3 330581	L= 255
1.4 (B/C535)	55	01/92→12/95	←		2	24.5111-0280.3 330389	L= 280
1.7 (B/C53B)	54	04/92→12/95	→	+ ABS	2	24.5229-0220.3 330399	L= 220
1.7 (B/C53C)	66	04/92→12/95	→		2	24.5229-0240.3 330400	L= 242
1.8 16V (B/C53D)	99	04/92→12/95	→	- ABS	2	24.5229-0240.3 330400	L= 242
1.9 D (B/C53J)	47	04/92→12/95	→		2	24.5229-0255.3 330581	L= 255
1.9 dT (B/C53T)	66	04/92→12/95	→		2	24.5229-0255.3 330581	L= 255
1.8 (5/353A)	66	04/92→12/95	←	09/94→	2	24.5111-0280.3 330389	L= 280
			→	09/94→; + ABS	2	24.5229-0220.3 330399	L= 220
			→	09/94→; - ABS	2	24.5229-0240.3 330400	L= 242
1.8 (B/C53Y)	65	04/92→12/95	←	05/92→	2	24.5111-0280.3 330389	L= 280
			→	05/92→; + ABS	2	24.5229-0220.3 330399	L= 220
			→	05/92→; - ABS	2	24.5229-0240.3 330400	L= 242
			→		2	24.5229-0255.3 330581	L= 255
<b>RENAULT - 19 II Cabriolet (D53_, 853_) 04/92→06/01</b>							
 <b>Bremssattel</b>							
1.8	86	01/95→06/01	←	 → 03/95		24.3481-1615.5 240031	TRW Ø 48 - Halter
1.8 16V (D53D)	99	04/92→06/96	←	 → 03/95		24.3481-1616.5 240032	TRW Ø 48 - Halter
1.8 (853A)	66	09/93→06/96	←	 → 12/94		24.3481-1615.5 240031	TRW Ø 48 - Halter
1.8 (D53Y)	65	04/92→06/96	←	 → 12/94		24.3481-1616.5 240032	TRW Ø 48 - Halter
1.8 (D53V, 853F, D53C)	79	07/94→06/96	←	 → 09/94→		24.3481-1615.5 240031	TRW Ø 48 - Halter
↓							









	kw					! #		
<b>RENAULT - 19 II Cabriolet (D53_, 853_) 04/92→06/01</b>								
 <b>Bremssattel</b>								
1.8 (D53V, 853F, D53C)	79	07/94→06/96	←	☐; 09/94→		24.3481-1616.5	240032	TRW Ø 48 - Halter
<b>Zubehörsatz, Bremssattel</b>								
1.8 1.8 16V (D53D)	86 99	01/95→06/01 04/92→06/96	←	→ 03/95		24.0101-4806.2	260052	TRW
1.8 (853A) 1.8 (D53Y)	66 65	09/93→06/96 04/92→06/96	←	→ 12/94		24.0101-4806.2	260052	TRW
1.8 (D53V, 853F, D53C)	79	07/94→06/96	←	09/94→		24.0101-4806.2	260052	TRW
 <b>Bremsschlauch</b>								
1.8 1.8 16V (D53D)	86 99	01/95→06/01 04/92→06/96	←	→ 03/95	2	24.5111-0280.3	330389	L= 280
			→	→ 03/95; + ABS	2	24.5229-0220.3	330399	L= 220
			→	→ 03/95; - ABS	2	24.5229-0255.3	330581	L= 255
1.8 (853A)	66	09/93→06/96	←		2	24.5111-0280.3	330389	L= 280
			→	+ ABS	2	24.5229-0220.3	330399	L= 220
			→	- ABS	2	24.5229-0255.3	330581	L= 255
1.8 (D53V, 853F, D53C)	79	07/94→06/96	←	09/94→	2	24.5111-0280.3	330389	L= 280
			→	09/94→; + ABS	2	24.5229-0220.3	330399	L= 220
			→	09/94→; - ABS	2	24.5229-0255.3	330581	L= 255
1.8 (D53Y)	65	04/92→06/96	←	→ 12/94	2	24.5111-0280.3	330389	L= 280
			→	→ 12/94; + ABS	2	24.5229-0220.3	330399	L= 220
			→	→ 12/94; - ABS	2	24.5229-0255.3	330581	L= 255
<b>RENAULT - 19 II Chamade (L53_) 04/92→08/03</b>								
 <b>Bremssattel</b>								
1.4 (532)	43	04/92→12/95	←	☐		24.3481-1505.5	240047	BDX Ø 48 - Halter
			←	☐		24.3481-1611.5	240029	TRW Ø 48 - Halter
			←	☐		24.3481-1506.5	240048	BDX Ø 48 - Halter
			←	☐; Schaltgetriebe		24.3481-1612.5	240030	TRW Ø 48 - Halter
			←	☐; → 12/94; Vollautomatik; + ABS		24.3481-1611.5	240029	TRW Ø 48 - Halter
			←	☐; - ABS		24.3481-1611.5	240029	TRW Ø 48 - Halter
			←	☐; - ABS		24.3481-1612.5	240030	TRW Ø 48 - Halter
			←	☐; Schaltgetriebe		24.3481-1612.5	240030	TRW Ø 48 - Halter
			←	☐; → 12/94; Vollautomatik; + ABS		24.3481-1612.5	240030	TRW Ø 48 - Halter
			←	☐; 01/95→; Vollautomatik; + ABS		24.3481-1615.5	240031	TRW Ø 48 - Halter
			←	☐; 01/95→; Vollautomatik; + ABS		24.3481-1616.5	240032	TRW Ø 48 - Halter
1.4 (L535)	55	11/93→12/95	←	☐		24.3481-1505.5	240047	BDX Ø 48 - Halter
			←	☐; 09/94→		24.3481-1505.5	240047	BDX Ø 48 - Halter
			←	☐; 09/94→		24.3481-1611.5	240029	TRW Ø 48 - Halter
			←	☐; 09/94→		24.3481-1506.5	240048	BDX Ø 48 - Halter
			←	☐; 09/94→		24.3481-1612.5	240030	TRW Ø 48 - Halter
			←	☐		24.3481-1506.5	240048	BDX Ø 48 - Halter
			←	☐; → 12/94; Vollautomatik; + ABS		24.3481-1611.5	240029	TRW Ø 48 - Halter
			←	☐; - ABS		24.3481-1611.5	240029	TRW Ø 48 - Halter
			←	☐; Schaltgetriebe		24.3481-1611.5	240029	TRW Ø 48 - Halter
			←	☐; - ABS		24.3481-1612.5	240030	TRW Ø 48 - Halter
			←	☐; Schaltgetriebe		24.3481-1612.5	240030	TRW Ø 48 - Halter
			←	☐; → 12/94; Vollautomatik; + ABS		24.3481-1612.5	240030	TRW Ø 48 - Halter
			←	☐; 01/95→; Vollautomatik; + ABS		24.3481-1615.5	240031	TRW Ø 48 - Halter
			←	☐; 01/95→; Vollautomatik; + ABS		24.3481-1616.5	240032	TRW Ø 48 - Halter
1.7	55	05/92→11/95	←	☐		24.3481-1505.5	240047	BDX Ø 48 - Halter
			←	☐		24.3481-1506.5	240048	BDX Ø 48 - Halter
			←	☐; Schaltgetriebe		24.3481-1611.5	240029	TRW Ø 48 - Halter
			←	☐; → 12/94; Vollautomatik; + ABS		24.3481-1611.5	240029	TRW Ø 48 - Halter
			←	☐; - ABS		24.3481-1611.5	240029	TRW Ø 48 - Halter



















	kw			 	! #		
<b>RENAULT - 19 II Chamade (L53_) 04/92→08/03</b>							
<b>Bremssattel</b>							
1.7	55	05/92→11/95	←	☐; - ABS	24.3481-1612.5	240030	TRW Ø 48 - Halter
			←	☐; Schaltgetriebe	24.3481-1612.5	240030	TRW Ø 48 - Halter
			←	☐; → 12/94; Vollautomatik; + ABS	24.3481-1612.5	240030	TRW Ø 48 - Halter
			←	☐; 01/95→; Vollautomatik; + ABS	24.3481-1615.5	240031	TRW Ø 48 - Halter
			←	☐; 01/95→; Vollautomatik; + ABS	24.3481-1616.5	240032	TRW Ø 48 - Halter
1.7 (L53B)	54	04/92→12/95	←	☐	24.3481-1505.5	240047	BDX Ø 48 - Halter
					24.3481-1611.5	240029	TRW Ø 48 - Halter
					24.3481-1615.5	240031	TRW Ø 48 - Halter
			←	☐	24.3481-1506.5	240048	BDX Ø 48 - Halter
					24.3481-1612.5	240030	TRW Ø 48 - Halter
					24.3481-1616.5	240032	TRW Ø 48 - Halter
			←	☐; Schaltgetriebe	24.3481-1611.5	240029	TRW Ø 48 - Halter
			←	☐; → 12/94; Vollautomatik; + ABS	24.3481-1611.5	240029	TRW Ø 48 - Halter
			←	☐; - ABS	24.3481-1611.5	240029	TRW Ø 48 - Halter
			←	☐; - ABS	24.3481-1612.5	240030	TRW Ø 48 - Halter
			←	☐; → 12/94; Vollautomatik; + ABS	24.3481-1612.5	240030	TRW Ø 48 - Halter
1.7 (L53C) 1.8 1.8 (L53V, L538) 1.8 16V (L53D) 1.9 dT (L53T)	66	04/92→12/95	←	☐	24.3481-1615.5	240031	TRW Ø 48 - Halter
	79	05/92→11/95	←	☐	24.3481-1616.5	240032	TRW Ø 48 - Halter
	79	05/94→12/95	←	☐			
	99	04/92→12/95	←	☐			
	66	04/92→12/95	←	☐			
1.8 (453A/F)	66	04/92→12/95	←	☐; 11/94→	24.3481-1615.5	240031	TRW Ø 48 - Halter
			←	☐; 11/94→	24.3481-1616.5	240032	TRW Ø 48 - Halter
1.8 (L53Y)	65	04/92→12/95	←	☐; 05/92→	24.3481-1615.5	240031	TRW Ø 48 - Halter
			←	☐; 05/92→	24.3481-1616.5	240032	TRW Ø 48 - Halter
1.9 D (L53J)	47	04/92→12/95	←	☐; + ABS	24.3481-1505.5	240047	BDX Ø 48 - Halter
					24.3481-1611.5	240029	TRW Ø 48 - Halter
			←	☐; 05/92→	24.3481-1505.5	240047	BDX Ø 48 - Halter
					24.3481-1611.5	240029	TRW Ø 48 - Halter
					24.3481-1615.5	240031	TRW Ø 48 - Halter
			←	☐; - ABS	24.3481-1505.5	240047	BDX Ø 48 - Halter
					24.3481-1611.5	240029	TRW Ø 48 - Halter
			←	☐; 05/92→	24.3481-1506.5	240048	BDX Ø 48 - Halter
		24.3481-1612.5	240030	TRW Ø 48 - Halter			
		24.3481-1616.5	240032	TRW Ø 48 - Halter			
←	☐; - ABS	24.3481-1506.5	240048	BDX Ø 48 - Halter			
		24.3481-1612.5	240030	TRW Ø 48 - Halter			
←	☐; + ABS	24.3481-1506.5	240048	BDX Ø 48 - Halter			
		24.3481-1612.5	240030	TRW Ø 48 - Halter			
<b>Zubehörsatz, Bremssattel</b>							
1.4 (532)	43	04/92→12/95	←		24.0101-4803.2	260049	BDX
					24.0101-4807.2	260053	TRW
			←	☐; 01/95→; Vollautomatik; + ABS	24.0101-4806.2	260052	TRW
			←	- ABS	24.0101-4807.2	260053	TRW
			←	→ 12/94; Vollautomatik; + ABS	24.0101-4807.2	260053	TRW
1.4 (L535)	55	11/93→12/95	←	Schaltgetriebe	24.0101-4807.2	260053	TRW
			←	09/94→	24.0101-4803.2	260049	BDX
					24.0101-4807.2	260053	TRW
			←	☐; 01/95→; Vollautomatik; + ABS	24.0101-4806.2	260052	TRW
			←	- ABS	24.0101-4807.2	260053	TRW
			←	→ 12/94; Vollautomatik; + ABS	24.0101-4807.2	260053	TRW
1.7 ↓	55	05/92→11/95	←		24.0101-4803.2	260049	BDX










	kw			 	! #		
<b>RENAULT - 19 II Chamade (L53_) 04/92→08/03</b>							
<b>Zubehörsatz, Bremssattel</b>							
1.7	55	05/92→11/95	←	01/95→; Vollautomatik; + ABS		24.0101-4806.2 260052	TRW
			←	- ABS		24.0101-4807.2 260053	TRW
			←	→ 12/94; Vollautomatik; + ABS		24.0101-4807.2 260053	TRW
			←	Schaltgetriebe		24.0101-4807.2 260053	TRW
1.7 (L53B)	54	04/92→12/95	←			24.0101-4803.2 260049	BDX
						24.0101-4806.2 260052	TRW
						24.0101-4807.2 260053	TRW
			←	01/95→; Vollautomatik; + ABS		24.0101-4806.2 260052	TRW
			←	- ABS		24.0101-4807.2 260053	TRW
			←	→ 12/94; Vollautomatik; + ABS		24.0101-4807.2 260053	TRW
			←	Schaltgetriebe		24.0101-4807.2 260053	TRW
1.7 (L53C)	66	04/92→12/95	←			24.0101-4806.2 260052	TRW
1.8	79	05/92→11/95					
1.8 (L53V, L538)	79	05/94→12/95					
1.8 16V (L53D)	99	04/92→12/95					
1.9 dT (L53T)	66	04/92→12/95					
1.8 (453A/F)	66	04/92→12/95	←	11/94→		24.0101-4806.2 260052	TRW
1.8 (L53Y)	65	04/92→12/95	←	05/92→		24.0101-4806.2 260052	TRW
1.9 D (L53J)	47	04/92→12/95	←	05/92→		24.0101-4803.2 260049	BDX
						24.0101-4806.2 260052	TRW
						24.0101-4807.2 260053	TRW
			←	+ ABS		24.0101-4803.2 260049	BDX
						24.0101-4807.2 260053	TRW
			←	- ABS		24.0101-4803.2 260049	BDX
						24.0101-4807.2 260053	TRW
<b> Bremsschlauch</b>							
1.4	57	10/94→11/95	←		2	24.5111-0280.3 330389	L= 280
1.4	59	10/94→11/95	→				
1.4 (532)	43	04/92→12/95	→		2	24.5229-0240.3 330400	L= 242
1.8 16V (L53D)	99	04/92→12/95	→			24.5229-0255.3 330581	L= 255
1.4 (L535)	55	11/93→12/95	←		2	24.5111-0280.3 330389	L= 280
			→	+ ABS	2	24.5229-0220.3 330399	L= 220
			→		2	24.5229-0240.3 330400	L= 242
						24.5229-0255.3 330581	L= 255
			→	09/94→; - ABS	2	24.5229-0240.3 330400	L= 242
						24.5229-0255.3 330581	L= 255
1.7	55	05/92→11/95	←		2	24.5111-0280.3 330389	L= 280
1.7 (L53B)	54	04/92→12/95	→	+ ABS	2	24.5229-0220.3 330399	L= 220
1.7 (L53C)	66	04/92→12/95	→				
1.9 D (L53J)	47	04/92→12/95	→	- ABS	2	24.5229-0240.3 330400	L= 242
1.9 dT (L53T)	66	04/92→12/95				24.5229-0255.3 330581	L= 255
1.7 (L533)	68	01/93→08/95	←		2	24.5111-0280.3 330389	L= 280
1.8	79	05/92→11/95	←		2	24.5111-0280.3 330389	L= 280
1.8 (L53V, L538)	79	05/94→12/95	→	+ ABS	2	24.5229-0220.3 330399	L= 220
1.8 (453A/F)	66	04/92→12/95	←	09/94→	2	24.5111-0280.3 330389	L= 280
			→	09/94→; + ABS	2	24.5229-0220.3 330399	L= 220
			→	09/94→; - ABS	2	24.5229-0240.3 330400	L= 242
						24.5229-0255.3 330581	L= 255
1.8 (L53Y)	65	04/92→12/95	←	05/92→	2	24.5111-0280.3 330389	L= 280
			→	05/92→; + ABS	2	24.5229-0220.3 330399	L= 220
			→	05/92→; - ABS	2	24.5229-0240.3 330400	L= 242
						24.5229-0255.3 330581	L= 255
<b>RENAULT - 19 II Kasten (S53_) 03/92→12/95</b>							
<b> Bremssattel</b>							
1.2	40	03/92→12/95	←	☐		24.3481-1505.5 240047	BDX Ø 48 - Halter
			←	☐		24.3481-1611.5 240029	TRW Ø 48 - Halter
			←	☐		24.3481-1506.5 240048	BDX Ø 48 - Halter
						24.3481-1612.5 240030	TRW Ø 48 - Halter
1.9 dT	68	03/92→12/95	←	☐		24.3481-1615.5 240031	TRW Ø 48 - Halter
↓							

	kw			 	! #		
<b>RENAULT - 19 II Kasten (S53_) 03/92→12/95</b>							
 <b>Bremssattel</b>							
1.9 dT	68	03/92→12/95	←			24.3481-1616.5 240032	TRW Ø 48 - Halter
<b>Zubehörsatz, Bremssattel</b>							
1.2	40	03/92→12/95	←			24.0101-4803.2 260049	BDX
						24.0101-4807.2 260053	TRW
1.9 dT	68	03/92→12/95	←			24.0101-4806.2 260052	TRW
 <b>Bremsschlauch</b>							
1.2	40	03/92→12/95	←		2	24.5111-0280.3 330389	L= 280
			→		2	24.5229-0240.3 330400	L= 242
					2	24.5229-0255.3 330581	L= 255
1.9 D 1.9 dT	48 68	03/92→12/95 03/92→12/95	←		2	24.5111-0280.3 330389	L= 280
			→	+ ABS	2	24.5229-0220.3 330399	L= 220
			→	- ABS	2	24.5229-0240.3 330400	L= 242
					2	24.5229-0255.3 330581	L= 255
<b>RENAULT - 21 Kasten (S48_) 06/86→04/95</b>							
 <b>Bremssattel</b>							
1.7	65	06/86→04/95	←	 ; 07/86→		24.3481-1615.5 240031	TRW Ø 48 - Halter
			←	 ; 07/86→		24.3481-1616.5 240032	TRW Ø 48 - Halter
<b>Zubehörsatz, Bremssattel</b>							
1.7	65	06/86→04/95	←	07/86→		24.0101-4806.2 260052	TRW
 <b>Bremsschlauch</b>							
1.7	65	06/86→04/95	←	07/86→	2	24.5111-0241.3 330680	L= 242
			→	09/90→	2	24.5229-0220.3 330399	L= 220
<b>RENAULT - 21 Kombi (K48_) 03/86→07/97</b>							
 <b>Bremsschlauch</b>							
2.1 D (K480)	51	02/92→09/95	←	04/92→; + ABS	2	24.5111-0320.3 330487	L= 320
			←	04/92→; - ABS	2	24.5111-0320.3 330487	L= 320
			→	04/92→; + ABS	2	24.5111-0260.3 330408	L= 260
					2	24.5229-0220.3 330399	L= 220
					2	24.5229-0285.3 330032	L= 285
			→	04/92→; - ABS	2	24.5229-0220.3 330399	L= 220
<b>RENAULT - AVANTIME (DE0_) 09/01→05/03</b>							
 <b>Bremssattel</b>							
2.0 16V Turbo (DE0U, DE0V)	120	11/01→05/03	←			24.3451-1713.7 220737	TRW Ø1 40 Ø2 45 - Halter
2.2 dCi (DE01)	110	05/02→05/03	←			24.3451-1714.7 220738	TRW Ø1 40 Ø2 45 - Halter
3.0 V6 (DE04, DE0T)	152	09/01→05/03					
 <b>Bremsschlauch</b>							
2.0 16V Turbo (DE0U, DE0V)	120	11/01→05/03	→		2	24.5229-0185.3 330397	L= 185
2.2 dCi (DE01)	110	05/02→05/03					
3.0 V6 (DE04, DE0T)	152	09/01→05/03					
<b>RENAULT - CAPTUR (J5_) 06/13→</b>							
 <b>Bremssattel</b>							
0.9 TCe 90	66	06/13→	←			24.3541-1849.5 240707	TRW Ø 54 - Halter
			←			24.3541-1850.5 240708	TRW Ø 54 - Halter
1.2 TCe 120	87	01/16→	←			11.9541-9950.2 220843	ATE Ø 54 - Halter
1.2 TCe 120	88	06/13→	←				
1.5 dCi 110	81	01/15→	←			11.9541-9951.2 220844	ATE Ø 54 - Halter
1.5 dCi 90	66	06/13→					
<b>Halter, Bremssattel</b>							
1.2 TCe 120	87	01/16→	←		2	11.8170-0002.1 260110	ATE
1.2 TCe 120	88	06/13→					
1.5 dCi 110	81	01/15→					
1.5 dCi 90	66	06/13→					
↓							








	kw			 	! #		
<b>RENAULT - CAPTUR (J5_) 06/13→</b>							
<b>Feder, Bremssattel</b>							
1.2 TCe 120	87	01/16→			2	11.8116-0356.1	390586 ATE
1.2 TCe 120	88	06/13→					
1.5 dCi 110	81	01/15→					
1.5 dCi 90	66	06/13→					
<b>RENAULT - CLIO I (B/C57_, 5/357_) 05/90→09/98</b>							
 <b>Bremssattel</b>							
1.1	34	01/91→09/98	←	☐; → 04/92		24.3451-1501.5 240263	BDX Ø 45 - Halter
						24.3481-1611.5 240029	TRW Ø 48 - Halter
			←	☐; → 04/92		24.3451-1502.5 240264	BDX Ø 45 - Halter
						24.3481-1612.5 240030	TRW Ø 48 - Halter
			←	☐; 05/92→		24.3481-1505.5 240047	BDX Ø 48 - Halter
						24.3481-1611.5 240029	TRW Ø 48 - Halter
			←	☐; 05/92→		24.3481-1506.5 240048	BDX Ø 48 - Halter
						24.3481-1612.5 240030	TRW Ø 48 - Halter
1.2 (5/357Y, 5/357K)	40	01/96→09/98	←	☐		24.3481-1505.5 240047	BDX Ø 48 - Halter
1.2 (5/357Y, 5/357K)	43	01/96→09/98				24.3481-1611.5 240029	TRW Ø 48 - Halter
1.2 (B/C/S572)	44	05/90→03/96					
1.2 (B/C/S577)	40	01/96→12/96	←	☐		24.3481-1506.5 240048	BDX Ø 48 - Halter
Electric	21	05/96→02/98				24.3481-1612.5 240030	TRW Ø 48 - Halter
1.2 (B/C/S57A, B/C57S, 5/357F, 5/357J, 5/357L, 5/357R)	43	05/90→09/98	←	☐		24.3481-1505.5 240047	BDX Ø 48 - Halter
						24.3481-1611.5 240029	TRW Ø 48 - Halter
			←	☐; 10/94→		24.3481-1505.5 240047	BDX Ø 48 - Halter
						24.3481-1611.5 240029	TRW Ø 48 - Halter
			←	☐		24.3481-1506.5 240048	BDX Ø 48 - Halter
						24.3481-1612.5 240030	TRW Ø 48 - Halter
			←	☐; 10/94→		24.3481-1506.5 240048	BDX Ø 48 - Halter
						24.3481-1612.5 240030	TRW Ø 48 - Halter
1.2 (B/C57R)	40	01/91→06/96	←	☐; → 01/96		24.3481-1505.5 240047	BDX Ø 48 - Halter
						24.3481-1611.5 240029	TRW Ø 48 - Halter
			←	☐; → 01/96		24.3481-1506.5 240048	BDX Ø 48 - Halter
						24.3481-1612.5 240030	TRW Ø 48 - Halter
1.4	57	05/90→02/98	←	☐; 01/91→; Automatikgetriebe		24.3481-1505.5 240047	BDX Ø 48 - Halter
						24.3481-1611.5 240029	TRW Ø 48 - Halter
			←	☐; 04/96→; Automatikgetriebe		24.3481-1505.5 240047	BDX Ø 48 - Halter
						24.3481-1615.5 240031	TRW Ø 48 - Halter
			←	☐; 04/96→; Automatikgetriebe		24.3481-1506.5 240048	BDX Ø 48 - Halter
						24.3481-1616.5 240032	TRW Ø 48 - Halter
			←	☐; 01/91→; Automatikgetriebe		24.3481-1506.5 240048	BDX Ø 48 - Halter
						24.3481-1612.5 240030	TRW Ø 48 - Halter
			←	☐; 01/91→; Schaltgetriebe		24.3481-1611.5 240029	TRW Ø 48 - Halter
						24.3481-1612.5 240030	TRW Ø 48 - Halter
1.4	59	01/91→09/98	←	☐		24.3481-1505.5 240047	BDX Ø 48 - Halter
1.4 (B/C57T, B/C57Y)	58	01/91→09/98				24.3481-1615.5 240031	TRW Ø 48 - Halter
1.4 (B57J, C57J)	55	01/91→09/98	←	☐; Automatikgetriebe		24.3481-1505.5 240047	BDX Ø 48 - Halter
						24.3481-1611.5 240029	TRW Ø 48 - Halter
			←	☐; 04/96→; Automatikgetriebe		24.3481-1505.5 240047	BDX Ø 48 - Halter
						24.3481-1615.5 240031	TRW Ø 48 - Halter
			←	☐		24.3481-1506.5 240048	BDX Ø 48 - Halter
						24.3481-1616.5 240032	TRW Ø 48 - Halter
			←	☐; 04/96→; Automatikgetriebe		24.3481-1506.5 240048	BDX Ø 48 - Halter
						24.3481-1616.5 240032	TRW Ø 48 - Halter
			←	☐; Automatikgetriebe		24.3481-1506.5 240048	BDX Ø 48 - Halter
						24.3481-1612.5 240030	TRW Ø 48 - Halter
			←	☐; Schaltgetriebe		24.3481-1611.5 240029	TRW Ø 48 - Halter
						24.3481-1612.5 240030	TRW Ø 48 - Halter
			←	☐; Schaltgetriebe		24.3481-1612.5 240030	TRW Ø 48 - Halter
1.8	66	08/90→04/96	←	☐; 08/94→		24.3481-1505.5 240047	BDX Ø 48 - Halter
						24.3481-1615.5 240031	TRW Ø 48 - Halter
			←	☐; 08/94→		24.3481-1506.5 240048	BDX Ø 48 - Halter
						24.3481-1616.5 240032	TRW Ø 48 - Halter
1.8	70	01/91→09/98	←	☐		24.3481-1505.5 240047	BDX Ø 48 - Halter
1.8 (B/C578)	66	08/94→09/98				24.3481-1615.5 240031	TRW Ø 48 - Halter
1.8 (B/C57C, B/C57U)	65	01/91→09/98					
1.8 Rsi (B/C579)	80	01/93→08/95	←	☐		24.3481-1506.5 240048	BDX Ø 48 - Halter

	kw			 	! #		
<b>RENAULT - CLIO I (B/C57_, 5/357_) 05/90→09/98</b>							
<b> Bremssattel</b>							
1.8 Rsi (B/C57H) 1.9 D Williams (B/C57M)	79 40 108	08/95→09/98 01/97→09/98 01/94→09/98	←	☐		24.3481-1616.5 240032	TRW Ø 48 - Halter
1.8 16V (C57D)	99	01/91→03/96	←	☐; 08/91→08/94		24.3481-1505.5 240047	BDX Ø 48 - Halter
				☐; 08/91→08/94		24.3481-1615.5 240031	TRW Ø 48 - Halter
			←	☐; 08/91→08/94		24.3481-1506.5 240048	BDX Ø 48 - Halter
			←	☐; 08/91→08/94		24.3481-1616.5 240032	TRW Ø 48 - Halter
1.9 D (B/C/S576, B/C/S57L)	47	01/91→09/98	←	☐; → 01/94		24.3481-1505.5 240047	BDX Ø 48 - Halter
				☐; → 01/94		24.3481-1611.5 240029	TRW Ø 48 - Halter
			←	☐; 02/94→		24.3481-1505.5 240047	BDX Ø 48 - Halter
				☐; 02/94→		24.3481-1615.5 240031	TRW Ø 48 - Halter
			←	☐; 02/94→		24.3481-1506.5 240048	BDX Ø 48 - Halter
				☐; 02/94→		24.3481-1616.5 240032	TRW Ø 48 - Halter
			←	☐; → 01/94		24.3481-1506.5 240048	BDX Ø 48 - Halter
	☐; → 01/94		24.3481-1612.5 240030	TRW Ø 48 - Halter			
			←	☐; 07/92→01/94		24.3481-1611.5 240029	TRW Ø 48 - Halter
			←	☐; 07/92→01/94		24.3481-1612.5 240030	TRW Ø 48 - Halter
<b>Zubehörsatz, Bremssattel</b>							
1.1	34	01/91→09/98		05/92→		24.0101-4803.2 260049	BDX
				→ 04/92		24.0101-4807.2 260053	TRW
						24.0101-4807.2 260053	TRW
1.2 (5/357Y, 5/357K)	40	01/96→09/98				24.0101-4803.2 260049	BDX
1.2 (5/357Y, 5/357K)	43	01/96→09/98				24.0101-4807.2 260053	TRW
1.2 (B/C/S572)	44	05/90→03/96					
1.2 (B/C/S577)	40	01/96→12/96					
Electric	21	05/96→02/98					
1.2 (B/C/S57A, B/C/S57S, 5/357F, 5/357J, 5/357L, 5/357R)	43	05/90→09/98		10/94→		24.0101-4803.2 260049	BDX
						24.0101-4807.2 260053	TRW
						24.0101-4807.2 260053	TRW
1.2 (B/C57R)	40	01/91→06/96		→ 01/96		24.0101-4803.2 260049	BDX
						24.0101-4807.2 260053	TRW
1.4	57	05/90→02/98		01/91→; Automatikgetriebe		24.0101-4803.2 260049	BDX
						24.0101-4807.2 260053	TRW
				04/96→; Automatikgetriebe		24.0101-4807.2 260053	TRW
				01/91→; Schaltgetriebe		24.0101-4807.2 260053	TRW
1.4 1.4 (B/C57T, B/C57Y) 1.4 (B57J, C57J)	59 58 55	01/91→09/98 01/91→09/98 01/91→09/98		Automatikgetriebe		24.0101-4803.2 260049	BDX
						24.0101-4807.2 260053	TRW
				04/96→; Automatikgetriebe		24.0101-4807.2 260053	TRW
						24.0101-4807.2 260053	TRW
				Schaltgetriebe		24.0101-4807.2 260053	TRW
1.8	66	08/90→04/96		08/94→		24.0101-4807.2 260053	TRW
1.8	70	01/91→09/98				24.0101-4807.2 260053	TRW
1.8 (B/C578)	66	08/94→09/98					
1.8 (B/C57C, B/C57U)	65	01/91→09/98					
1.8 Rsi (B/C579)	80	01/93→08/95					
1.8 Rsi (B/C57H)	79	08/95→09/98					
1.9 D	40	01/97→09/98					
Williams (B/C57M)	108	01/94→09/98					
1.8 16V (C57D)	99	01/91→03/96		08/91→08/94		24.0101-4807.2 260053	TRW
1.9 D (B/C/S576, B/C/S57L)	47	01/91→09/98		→ 01/94		24.0101-4803.2 260049	BDX
						24.0101-4807.2 260053	TRW
				02/94→		24.0101-4807.2 260053	TRW
				07/92→01/94		24.0101-4807.2 260053	TRW
<b> Bremsschlauch</b>							
1.1 Electric	34 21	01/91→09/98 05/96→02/98	←		2	24.5111-0241.3 330680	L= 242
			→		2	24.5229-0265.3 330540	L= 265
1.2 (5/357Y, 5/357K)	40	01/96→09/98	←		2	24.5111-0241.3 330680	L= 242
1.2 (5/357Y, 5/357K)	43	01/96→09/98	←		2	24.5111-0241.3 330680	L= 242
1.2 (B/C/S572)	44	05/90→03/96	→	+ ABS	2	24.5229-0220.3 330399	L= 220
1.2 (B/C/S577)	40	01/96→12/96	→	- ABS	2	24.5229-0265.3 330540	L= 265
1.4	59	01/91→09/98	→				
1.4 (B/C57T, B/C57Y)	58	01/91→09/98	→				
1.4 (B57J, C57J)	55	01/91→09/98	→				
1.9 D	40	01/97→09/98	→				
↓							

	kw			 	! #		
<b>RENAULT - CLIO I (B/C57_, 5/357_) 05/90→09/98</b>							
<b>Bremsschlauch</b>							
1.9 D	48	05/96→02/98	←		2	24.5111-0241.3 330680	L= 242
1.9 D (B/C/S576, B/C/S57L)	47	01/91→09/98	→	+ ABS	2	24.5229-0220.3 330399	L= 220
			→	- ABS	2	24.5229-0265.3 330540	L= 265
1.2 (B/C/S57A, B/C57S, 5/357F, 5/357J, 5/357L, 5/357R)	43	05/90→09/98	←		2	24.5111-0241.3 330680	L= 242
			←	10/94→	2	24.5111-0241.3 330680	L= 242
			→	10/94→; + ABS	2	24.5229-0220.3 330399	L= 220
			→	+ ABS	2	24.5229-0220.3 330399	L= 220
			→	- ABS	2	24.5229-0265.3 330540	L= 265
			→	10/94→; - ABS	2	24.5229-0265.3 330540	L= 265
1.2 (B/C57R)	40	01/91→06/96	←	→ 01/96	2	24.5111-0241.3 330680	L= 242
			→	→ 01/96; + ABS	2	24.5229-0220.3 330399	L= 220
			→	→ 01/96; - ABS	2	24.5229-0265.3 330540	L= 265
1.4	57	05/90→02/98	←	01/91→	2	24.5111-0241.3 330680	L= 242
			→	01/91→; + ABS	2	24.5229-0220.3 330399	L= 220
			→	01/91→; - ABS	2	24.5229-0265.3 330540	L= 265
1.8	66	08/90→04/96	←	08/94→	2	24.5111-0241.3 330680	L= 242
1.8	70	01/91→09/98	←		2	24.5111-0241.3 330680	L= 242
1.8 Rsi (B/C579)	80	01/93→08/95	→		2	24.5229-0220.3 330399	L= 220
1.8 Rsi (B/C57H)	79	08/95→09/98	→		2	24.5229-0220.3 330399	L= 220
1.8 (B/C578)	66	08/94→09/98	←		2	24.5111-0241.3 330680	L= 242
1.8 (B/C57C, B/C57U)	65	01/91→09/98	←		2	24.5111-0241.3 330680	L= 242
			→	12/93→; - ABS; für Fahrzeuge mit Klimaanlage	2	24.5229-0220.3 330399	L= 220
			→	+ ABS	2	24.5229-0220.3 330399	L= 220
			→	- ABS; für Fahrzeuge ohne Klimaanlage	2	24.5229-0265.3 330540	L= 265
			→	→ 11/93; - ABS; für Fahrzeuge mit Klimaanlage	2	24.5229-0265.3 330540	L= 265
Williams (B/C57M)	108	01/94→09/98	→		2	24.5229-0220.3 330399	L= 220
<b>RENAULT - CLIO I Kasten (S57_) 01/91→09/98</b>							
<b>Bremssattel</b>							
1.1	34	01/91→09/98	←	☐; → 04/92		24.3451-1501.5 240263	BDX Ø 45 - Halter
			←	☐; → 04/92		24.3481-1611.5 240029	TRW Ø 48 - Halter
			←	☐; → 04/92		24.3451-1502.5 240264	BDX Ø 45 - Halter
			←	☐; → 04/92		24.3481-1612.5 240030	TRW Ø 48 - Halter
			←	☐; 05/92→		24.3481-1505.5 240047	BDX Ø 48 - Halter
			←	☐; 05/92→		24.3481-1611.5 240029	TRW Ø 48 - Halter
			←	☐; 05/92→		24.3481-1506.5 240048	BDX Ø 48 - Halter
			←	☐; 05/92→		24.3481-1612.5 240030	TRW Ø 48 - Halter
1.2	40	01/91→09/98	←	☐		24.3481-1505.5 240047	BDX Ø 48 - Halter
1.2	40	06/94→02/98	←	☐		24.3481-1611.5 240029	TRW Ø 48 - Halter
1.2	44	01/91→09/98	←	☐		24.3481-1506.5 240048	BDX Ø 48 - Halter
			←	☐		24.3481-1612.5 240030	TRW Ø 48 - Halter
1.9 D	48	01/91→09/98	←	☐; 02/94→		24.3481-1505.5 240047	BDX Ø 48 - Halter
			←	☐; 02/94→		24.3481-1615.5 240031	TRW Ø 48 - Halter
			←	☐; → 01/94		24.3481-1505.5 240047	BDX Ø 48 - Halter
			←	☐; → 01/94		24.3481-1611.5 240029	TRW Ø 48 - Halter
			←	☐; → 01/94		24.3481-1506.5 240048	BDX Ø 48 - Halter
			←	☐; → 01/94		24.3481-1612.5 240030	TRW Ø 48 - Halter
			←	☐; 02/94→		24.3481-1506.5 240048	BDX Ø 48 - Halter
			←	☐; 02/94→		24.3481-1616.5 240032	TRW Ø 48 - Halter
1.9 RND	40	04/96→02/98	←	☐		24.3481-1505.5 240047	BDX Ø 48 - Halter
			←	☐		24.3481-1615.5 240031	TRW Ø 48 - Halter
			←	☐		24.3481-1506.5 240048	BDX Ø 48 - Halter
			←	☐		24.3481-1616.5 240032	TRW Ø 48 - Halter
<b>Zubehörsatz, Bremssattel</b>							
1.1	34	01/91→09/98		05/92→		24.0101-4803.2 260049	BDX
↓						24.0101-4807.2 260053	TRW











	kw			 	! #		
<b>RENAULT - CLIO I Kasten (S57_) 01/91→09/98</b>							
<b>Zubehörsatz, Bremssattel</b>							
1.1	34	01/91→09/98		→ 04/92		24.0101-4807.2 260053	TRW
1.2	40	01/91→09/98				24.0101-4803.2 260049	BDX
1.2	40	06/94→02/98				24.0101-4807.2 260053	TRW
1.2	44	01/91→09/98					
1.9 D	48	01/91→09/98		02/94→		24.0101-4803.2 260049	BDX
						24.0101-4806.2 260052	TRW
				→ 01/94		24.0101-4803.2 260049	BDX
						24.0101-4807.2 260053	TRW
1.9 RND	40	04/96→02/98				24.0101-4803.2 260049	BDX
						24.0101-4806.2 260052	TRW
<b> Bremsschlauch</b>							
1.1	34	01/91→09/98	←		2	24.5111-0241.3 330680	L= 242
			→		2	24.5229-0265.3 330540	L= 265
1.2	40	01/91→09/98	←		2	24.5111-0241.3 330680	L= 242
1.2	40	06/94→02/98	←		2	24.5111-0241.3 330680	L= 242
1.2	44	01/91→09/98	→	+ ABS	2	24.5229-0220.3 330399	L= 220
1.9 D	48	01/91→09/98	→	- ABS	2	24.5229-0265.3 330540	L= 265
1.9 RND	40	04/96→02/98	→	- ABS	2	24.5229-0265.3 330540	L= 265
<b>RENAULT - CLIO II (BB0/1/2_, CB0/1/2_) 09/98→</b>							
<b> Bremssattel</b>							
1.0	40	02/00→05/01	←	☐; - ABS		24.3481-1611.5 240029	TRW Ø 48 - Halter
1.2 (BB0A, CB0A)	44	03/99→05/01	←	☐; - ABS		24.3481-1612.5 240030	TRW Ø 48 - Halter
			←	☐; + ABS		24.3481-1615.5 240031	TRW Ø 48 - Halter
			←	☐; + ABS		24.3481-1616.5 240032	TRW Ø 48 - Halter
1.2 (BB0A, BB0F, BB10, BB1K, BB28, BB2D, BB2H, CB0A...)	43	09/98→	←	☐; → 06/05; - ABS		24.3481-1611.5 240029	TRW Ø 48 - Halter
			←	☐; → 06/05; - ABS		24.3481-1612.5 240030	TRW Ø 48 - Halter
			←	☐; → 06/05; + ABS		24.3481-1615.5 240031	TRW Ø 48 - Halter
			←	☐; → 06/05; + ABS		24.3481-1616.5 240032	TRW Ø 48 - Halter
1.2 16V	54	06/06→	←	☐; - ABS; → 12/12		24.3481-1611.5 240029	TRW Ø 48 - Halter
1.2 16V (BB05, BB0W, BB11, BB27, BB2T, BB2U, BB2V, CB05...)	55	06/01→	←	☐; - ABS; → 12/12		24.3481-1612.5 240030	TRW Ø 48 - Halter
			←	☐; + ABS; → 12/12		24.3481-1615.5 240031	TRW Ø 48 - Halter
			←	☐; + ABS; → 12/12		24.3481-1616.5 240032	TRW Ø 48 - Halter
1.2 LPG	43	09/98→06/09	←	☐; - ABS		24.3481-1611.5 240029	TRW Ø 48 - Halter
			←	☐; → 06/05; - ABS		24.3481-1611.5 240029	TRW Ø 48 - Halter
			←	☐; → 06/05; - ABS		24.3481-1612.5 240030	TRW Ø 48 - Halter
			←	☐; - ABS		24.3481-1612.5 240030	TRW Ø 48 - Halter
			←	☐; + ABS		24.3481-1615.5 240031	TRW Ø 48 - Halter
			←	☐; → 06/05; + ABS		24.3481-1615.5 240031	TRW Ø 48 - Halter
			←	☐; + ABS		24.3481-1616.5 240032	TRW Ø 48 - Halter
			←	☐; → 06/05; + ABS		24.3481-1616.5 240032	TRW Ø 48 - Halter
1.4 (B/CB0C)	55	09/98→05/05	←	☐; - ABS; Schaltgetriebe		24.3481-1611.5 240029	TRW Ø 48 - Halter
			←	☐; - ABS; Schaltgetriebe		24.3481-1612.5 240030	TRW Ø 48 - Halter
			←	☐; + ABS; Automatikgetriebe		24.3481-1615.5 240031	TRW Ø 48 - Halter
			←	☐; + ABS; Schaltgetriebe		24.3481-1615.5 240031	TRW Ø 48 - Halter
			←	☐; + ABS; Schaltgetriebe		24.3481-1616.5 240032	TRW Ø 48 - Halter
			←	☐; + ABS; Automatikgetriebe		24.3481-1616.5 240032	TRW Ø 48 - Halter
1.4 16V (B/CB0L)	70	10/99→09/04	←	☐; → 07/00		24.3481-1615.5 240031	TRW Ø 48 - Halter
			←	☐; → 07/00		24.3481-1616.5 240032	TRW Ø 48 - Halter
1.4 16V (B/CB0P)	72	08/00→	←	☐; → 06/05		24.3481-1615.5 240031	TRW Ø 48 - Halter
1.5 dCi	42	06/01→12/06	←	☐; → 06/05		24.3481-1616.5 240032	TRW Ø 48 - Halter
1.5 dCi	74	01/04→	←	☐; → 06/05			
1.5 dCi (B/C2J)	50	08/04→					
1.5 dCi (B/CB07)	48	06/01→					
1.5 dCi (B/CB08)	60	06/01→					
1.6	81	11/04→02/09					
1.6 16V	82	10/01→12/08					
1.6 16V (BB01, BB0H, BB0T, BB14, BB1D, BB1R, BB2KL...)	79	09/98→					
1.6 Hi-Flex (CB0H)	86	01/05→02/10					












	kw					! #		
<b>RENAULT - CLIO II (BB0/1/2_, CB0/1/2_) 09/98→</b>								
<b>Bremssattel</b>								
1.5 dCi (B/CB03)	59	06/01→10/03	←	☐		24.3481-1615.5	240031	TRW Ø 48 - Halter
1.6 (B/CB0D)	66	09/98→05/05	←	☐		24.3481-1616.5	240032	TRW Ø 48 - Halter
1.6 Flex	81	05/00→12/06	←	☐		24.3481-1616.5	240032	TRW Ø 48 - Halter
1.5 dCi (B/CB3M)	47	06/05→	←	☐; → 12/12		24.3481-1615.5	240031	TRW Ø 48 - Halter
1.5 dCi (B/CB3N)	62	02/07→	←	☐; → 12/12		24.3481-1616.5	240032	TRW Ø 48 - Halter
1.9 D (B/CB0E)	47	09/98→05/05	←	☐; - ABS; für Fahrzeuge ohne Klimaanlage		24.3481-1611.5	240029	TRW Ø 48 - Halter
1.9 D (B/CB0J)	48	02/00→05/01	←	☐; - ABS; für Fahrzeuge ohne Klimaanlage		24.3481-1612.5	240030	TRW Ø 48 - Halter
			←	☐; + ABS; für Fahrzeuge mit Klimaanlage		24.3481-1615.5	240031	TRW Ø 48 - Halter
			←	☐; + ABS; für Fahrzeuge mit Klimaanlage		24.3481-1616.5	240032	TRW Ø 48 - Halter
1.9 dTi (B/CB0U)	59	12/99→05/05	←	☐; 02/00→		24.3481-1615.5	240031	TRW Ø 48 - Halter
			←	☐; 02/00→		24.3481-1616.5	240032	TRW Ø 48 - Halter
2.0 16V Sport	132	01/04→	←	☐; → 06/05		24.3541-1749.5	240427	TRW Ø 54 - Halter
2.0 16V Sport (CB0M)	124	02/00→	←	☐; → 06/05		24.3541-1750.5	240428	TRW Ø 54 - Halter
<b>Zubehörsatz, Bremssattel</b>								
1.0	40	02/00→05/01		+ ABS		24.0101-4806.2	260052	TRW
1.2 (BB0A, CB0A)	44	03/99→05/01		- ABS		24.0101-4807.2	260053	TRW
1.2 (BB0A, BB0F, BB10, BB1K, BB28, BB2D, BB2H, CB0A...)	43	09/98→		→ 06/05; + ABS		24.0101-4806.2	260052	TRW
				→ 06/05; - ABS		24.0101-4807.2	260053	TRW
1.2 16V	54	06/06→		+ ABS; → 12/12		24.0101-4806.2	260052	TRW
1.2 16V (BB05, BB0W, BB11, BB27, BB2T, BB2U, BB2V, CB05...)	55	06/01→		- ABS; → 12/12		24.0101-4807.2	260053	TRW
1.2 LPG	43	09/98→06/09		→ 06/05; + ABS		24.0101-4806.2	260052	TRW
				+ ABS		24.0101-4806.2	260052	TRW
				- ABS		24.0101-4807.2	260053	TRW
				→ 06/05; - ABS		24.0101-4807.2	260053	TRW
1.4 (B/CB0C)	55	09/98→05/05		+ ABS; Automatikgetriebe		24.0101-4806.2	260052	TRW
				+ ABS; Schaltgetriebe		24.0101-4806.2	260052	TRW
				- ABS; Schaltgetriebe		24.0101-4807.2	260053	TRW
1.4 16V (B/CB0L)	70	10/99→09/04		→ 07/00		24.0101-4806.2	260052	TRW
1.4 16V (B/CB0P)	72	08/00→		→ 06/05		24.0101-4806.2	260052	TRW
1.5 dCi	42	06/01→12/06						
1.5 dCi	74	01/04→						
1.5 dCi (B/C2J)	50	08/04→						
1.5 dCi (B/CB07)	48	06/01→						
1.5 dCi (B/CB08)	60	06/01→						
1.6	81	11/04→02/09						
1.6 16V	82	10/01→12/08						
1.6 16V (BB01, BB0H, BB0T, BB14, BB1D, BB1R, BB2KL...)	79	09/98→						
1.6 Hi-Flex (CB0H)	86	01/05→02/10						
1.5 dCi (B/CB03)	59	06/01→10/03				24.0101-4806.2	260052	TRW
1.6 (B/CB0D)	66	09/98→05/05						
1.6 Flex	81	05/00→12/06						
1.5 dCi (B/CB3M)	47	06/05→		→ 12/12		24.0101-4806.2	260052	TRW
1.5 dCi (B/CB3N)	62	02/07→						
1.9 D (B/CB0E)	47	09/98→05/05		+ ABS; für Fahrzeuge mit Klimaanlage		24.0101-4806.2	260052	TRW
1.9 D (B/CB0J)	48	02/00→05/01		- ABS; für Fahrzeuge ohne Klimaanlage		24.0101-4807.2	260053	TRW
1.9 dTi (B/CB0U)	59	12/99→05/05		02/00→		24.0101-4806.2	260052	TRW
<b>Bremsschlauch</b>								
1.0	40	02/00→05/01	←		2	24.5111-0321.3	330597	L= 320
1.2 (BB0A, CB0A)	44	03/99→05/01	←		2	24.5239-0165.3	330606	L= 165
1.2 LPG	43	09/98→06/09	→					
1.4 (B/CB0C)	55	09/98→05/05						
1.5 dCi	42	06/01→12/06						
1.5 dCi (B/CB03)	59	06/01→10/03						
1.6 (B/CB0D)	66	09/98→05/05						
1.6 Flex	81	05/00→12/06						
1.9 D (B/CB0E)	47	09/98→05/05						
1.9 D (B/CB0J)	48	02/00→05/01						
1.2 (BB0A, BB0F, BB10, BB1K, BB28, BB2D, BB2H, CB0A...)	43	09/98→	←	→ 12/12	2	24.5111-0321.3	330597	L= 320
			→	→ 12/12	2	24.5239-0165.3	330606	L= 165
1.2 16V	54	06/06→						
↓								





	kw			 	! #		
<b>RENAULT - CLIO II (BB0/1/2_, CB0/1/2_) 09/98→</b>							
 <b>Bremsschlauch</b>							
1.2 16V (BB05, BB0W, BB11, BB27, BB2T, BB2U, BB2V, CB05...)	55	06/01→	←	→ 12/12	2	24.5111-0321.3 330597	L= 320
1.4 16V (B/CB0P)	72	08/00→	→	→ 12/12	2	24.5239-0165.3 330606	L= 165
1.5 dCi	74	01/04→					
1.5 dCi (B/C2J)	50	08/04→					
1.5 dCi (B/CB07)	48	06/01→					
1.5 dCi (B/CB08)	60	06/01→					
1.5 dCi (B/CB3M)	47	06/05→					
1.5 dCi (B/CB3N)	62	02/07→					
1.4 16V (B/CB0L)	70	10/99→09/04	←	→ 07/00	2	24.5111-0321.3 330597	L= 320
			→	→ 07/00	2	24.5239-0165.3 330606	L= 165
1.6	81	11/04→02/09	←		2	24.5111-0321.3 330597	L= 320
1.6 16V	82	10/01→12/08					
1.6 Hi-Flex (CB0H)	86	01/05→02/10	→	→ 05/05	2	24.5239-0165.3 330606	L= 165
1.6 16V (BB01, BB0H, BB0T, BB14, BB1D, BB1R, BB2KL...)	79	09/98→	←	→ 12/12	2	24.5111-0321.3 330597	L= 320
			→	→ 05/05	2	24.5239-0165.3 330606	L= 165
1.9 dTi (B/CB0U)	59	12/99→05/05	←	02/00→	2	24.5111-0321.3 330597	L= 320
			→	02/00→	2	24.5239-0165.3 330606	L= 165
2.0 16V Sport	132	01/04→	←	→ 12/12	2	24.5111-0321.3 330597	L= 320
2.0 16V Sport (CB0M)	124	02/00→				24.5111-0335.3 330778	L= 335
			→	→ 12/12	2	24.5239-0165.3 330606	L= 165
3.0 V6 Sport (CB1A)	166	11/00→12/02	←	→ 11/02	2	24.5111-0321.3 330597	L= 320
			→	→ 11/02	2	24.5111-0321.3 330597	L= 320
3.0 V6 Sport (CB1H, CB1U, CB2S)	187	12/02→	←	→ 12/12	2	24.5111-0321.3 330597	L= 320
			→	→ 12/12	2	24.5111-0321.3 330597	L= 320
<b>RENAULT - CLIO II Kasten (SB0/1/2_) 09/98→</b>							
 <b>Bremssattel</b>							
1.2 (SB0A, SB0F, SB10)	44	03/99→10/03	←	☐; - ABS		24.3481-1611.5 240029	TRW Ø 48 - Halter
			←	☐; - ABS		24.3481-1612.5 240030	TRW Ø 48 - Halter
			←	☐; + ABS		24.3481-1615.5 240031	TRW Ø 48 - Halter
			←	☐; + ABS		24.3481-1616.5 240032	TRW Ø 48 - Halter
1.2 (SB0A, SB0F, SB1K, SB2D)	43	09/98→	←	☐; - ABS; → 12/12		24.3481-1611.5 240029	TRW Ø 48 - Halter
			←	☐; - ABS; → 12/12		24.3481-1612.5 240030	TRW Ø 48 - Halter
			←	☐; + ABS; → 12/12		24.3481-1615.5 240031	TRW Ø 48 - Halter
			←	☐; + ABS; → 12/12		24.3481-1616.5 240032	TRW Ø 48 - Halter
1.5 dCi	50	04/04→	←	☐; → 12/12		24.3481-1615.5 240031	TRW Ø 48 - Halter
1.5 dCi	60	11/03→					
1.5 dCi (SB07)	48	06/01→	←	☐; → 12/12		24.3481-1616.5 240032	TRW Ø 48 - Halter
1.9 D (SB0E)	47	09/98→					
1.5 dCi	59	06/01→10/04	←	☐		24.3481-1615.5 240031	TRW Ø 48 - Halter
1.9 D (SB0J)	48	02/00→05/01					
1.9 D (SB0R)	40	03/99→01/00	←	☐		24.3481-1616.5 240032	TRW Ø 48 - Halter
1.9 DTi (SB0U)	59	02/00→05/01					
1.6 (SB0H)	79	11/03→	←	☐; → 04/05		24.3481-1615.5 240031	TRW Ø 48 - Halter
			←	☐; → 04/05		24.3481-1616.5 240032	TRW Ø 48 - Halter
<b>Zubehörsatz, Bremssattel</b>							
1.2 (SB0A, SB0F, SB10)	44	03/99→10/03		+ ABS		24.0101-4806.2 260052	TRW
				- ABS		24.0101-4807.2 260053	TRW
1.2 (SB0A, SB0F, SB1K, SB2D)	43	09/98→		+ ABS; → 12/12		24.0101-4806.2 260052	TRW
				- ABS; → 12/12		24.0101-4807.2 260053	TRW
1.5 dCi	50	04/04→		→ 12/12		24.0101-4806.2 260052	TRW
1.5 dCi	60	11/03→					
1.5 dCi (SB07)	48	06/01→					
1.9 D (SB0E)	47	09/98→					
1.5 dCi	59	06/01→10/04				24.0101-4806.2 260052	TRW
1.9 D (SB0J)	48	02/00→05/01					
1.9 D (SB0R)	40	03/99→01/00					
1.9 DTi (SB0U)	59	02/00→05/01					
1.6 (SB0H)	79	11/03→		→ 04/05		24.0101-4806.2 260052	TRW
 <b>Bremsschlauch</b>							
1.2 (SB0A, SB0F, SB10)	44	03/99→10/03	←		2	24.5111-0321.3 330597	L= 320
1.5 dCi	59	06/01→10/04					

	kw			 	! #		
<b>RENAULT - CLIO II Kasten (SB0/1/2_) 09/98→</b>							
 <b>Bremsschlauch</b>							
1.9 D (SB0J)	48	02/00→05/01	←			24.5239-0165.3 330606	L= 165
1.9 D (SB0R)	40	03/99→01/00					
1.9 DTi (SB0U)	59	02/00→05/01					
1.2 (SB0A, SB0F, SB1K, SB2D)	43	09/98→	←	→ 12/12	2	24.5111-0321.3 330597	L= 320
1.5 dCi	50	04/04→				24.5239-0165.3 330606	L= 165
1.5 dCi	60	11/03→					
1.5 dCi (SB07)	48	06/01→					
1.9 D (SB0E)	47	09/98→					
1.6 (SB0H)	79	11/03→	←	→ 04/05	2	24.5111-0321.3 330597	L= 320
						24.5239-0165.3 330606	L= 165
<b>RENAULT - CLIO III (BR0/1, CR0/1) 01/05→</b>							
 <b>Bremssattel</b>							
1.2	43	05/05→06/09	←	☐; 06/06→		24.3541-1849.5 240707	TRW Ø 54 - Halter
			←	☐; 06/06→		24.3541-1850.5 240708	TRW Ø 54 - Halter
			→	☐; 06/06→		24.3347-1703.5 240814	TRW Ø 34 - Halter
			→	☐; 06/06→		24.3347-1704.5 240815	TRW Ø 34 - Halter
1.2 (BR01, BR03, BR0E, CR0E)	57	10/05→	←	☐; → 12/12		24.3541-1849.5 240707	TRW Ø 54 - Halter
1.2 16V	58	06/05→	←	☐; → 12/12		24.3541-1850.5 240708	TRW Ø 54 - Halter
1.2 16V	76	09/10→	→	☐; → 12/12		24.3347-1703.5 240814	TRW Ø 34 - Halter
1.2 16V (BR02, BR0J, BR11, CR02, CR0J, CR11)	55	06/05→	→	☐; → 12/12		24.3347-1704.5 240815	TRW Ø 34 - Halter
1.2 16V (BR0P, CR0P)	74	05/07→					
1.2 16V (BR0R, BR1D, BR1L, CR0R)	48	06/05→					
1.2 16V Hi-Flex (BR1U, CR1U)	55	07/08→					
1.2 Ethanol	55	07/08→					
1.4 16V	72	06/05→					
1.5 dCi	55	08/10→					
1.5 dCi	60	11/07→					
1.5 dCi	65	08/10→					
1.5 dCi (BR0H, CR0H)	78	06/05→					
1.5 dCi (BR17, CR17)	63	06/05→					
1.5 dCi (BR1C, CR1C)	76	06/05→					
1.5 dCi (C/BR0G, C/BR1G)	50	06/05→					
1.6 16V (BR05, BR0B, BR0Y, BR15, BR1J, BR1M, BR1Y, CR0B...)	82	06/05→					
1.6 16V (BR09, BR0T, CR09, CR0T)	65	06/05→					
1.6 16V GT (BR10, CR10)	94	06/09→					
1.2 16V	43	06/06→08/10	←	☐		24.3541-1849.5 240707	TRW Ø 54 - Halter
1.6 Hi-Flex	86	05/05→02/10	←	☐		24.3541-1850.5 240708	TRW Ø 54 - Halter
			→	☐		24.3347-1703.5 240814	TRW Ø 34 - Halter
			→	☐		24.3347-1704.5 240815	TRW Ø 34 - Halter
1.5 dCi	47	06/05→	←	☐; → 12/12		24.3541-1849.5 240707	TRW Ø 54 - Halter
			←	☐; → 12/12		24.3541-1850.5 240708	TRW Ø 54 - Halter
1.5 dCi	48	05/05→	←	☐; → 10/06		24.3541-1849.5 240707	TRW Ø 54 - Halter
			←	☐; → 10/06		24.3541-1850.5 240708	TRW Ø 54 - Halter
			→	☐; → 10/06		24.3347-1703.5 240814	TRW Ø 34 - Halter
			→	☐; → 10/06		24.3347-1704.5 240815	TRW Ø 34 - Halter
2.0 16V (BR0C, BR0K, CR0C, CR0K)	102	09/06→	→	☐; → 12/12		24.3347-1703.5 240814	TRW Ø 34 - Halter
			→	☐; → 12/12		24.3347-1704.5 240815	TRW Ø 34 - Halter
2.0 16V Sport	145	02/06→	→	☐; → 12/12		24.3387-1721.7 220781	TRW Ø 38 - Halter
			→	☐; → 12/12		24.3387-1722.7 220782	TRW Ø 38 - Halter
2.0 16V Sport	148	09/08→	→	☐; 04/09→ 12/12		24.3387-1721.7 220781	TRW Ø 38 - Halter
			→	☐; 04/09→ 12/12		24.3387-1722.7 220782	TRW Ø 38 - Halter
<b>Feder, Bremssattel</b>							
2.0 16V (BR0C, BR0K, CR0C, CR0K) ↓	102	09/06→		→ 12/12	2	11.8116-0301.1 390610	ATE













**RENAULT - CLIO III (BR0/1, CR0/1) 01/05→**

**Zubehörsatz, Bremssattel**












1.2	43	05/05→06/09		06/06→		24.0101-3803.2 260101 24.0101-5407.2 260140	TRW
1.2 (BR01, BR03, BR0E, CR0E)	57	10/05→		→ 12/12		24.0101-3803.2 260101 24.0101-5407.2 260140	TRW
1.2 16V	58	06/05→					
1.2 16V	76	09/10→					
1.2 16V (BR02, BR0J, BR11, CR02, CR0J, CR11)	55	06/05→					
1.2 16V (BR0P, CR0P)	74	05/07→					
1.2 16V (BR0R, BR1D, BR1L, CR0R)	48	06/05→					
1.2 16V Hi-Flex (BR1U, CR1U)	55	07/08→					
1.2 Ethanol	55	07/08→					
1.4 16V	72	06/05→					
1.5 dCi	55	08/10→					
1.5 dCi	60	11/07→					
1.5 dCi	65	08/10→					
1.5 dCi (BR0H, CR0H)	78	06/05→					
1.5 dCi (BR17, CR17)	63	06/05→					
1.5 dCi (BR1C, CR1C)	76	06/05→					
1.5 dCi (C/BR0G, C/BR1G)	50	06/05→					
1.6 16V (BR05, BR0B, BR0Y, BR15, BR1J, BR1M, BR1Y, CR0B...)	82	06/05→					
1.6 16V (BR09, BR0T, CR09, CR0T)	65	06/05→					
1.6 16V GT (BR10, CR10)	94	06/09→					
1.2 16V	43	06/06→08/10				24.0101-3803.2 260101	TRW
1.6 Hi-Flex	86	05/05→02/10				24.0101-5407.2 260140	
1.5 dCi	47	06/05→		→ 12/12		24.0101-5407.2 260140	
1.5 dCi	48	05/05→		→ 10/06		24.0101-3803.2 260101 24.0101-5407.2 260140	TRW
2.0 16V (BR0C, BR0K, CR0C, CR0K)	102	09/06→		→ 12/12		24.0101-3803.2 260101	TRW












**Bremsschlauch**

1.2	43	05/05→06/09	←	06/06→	2	24.5111-0455.3 330914	L= 455
			→	06/06→	2	24.5229-0185.3 330397 24.5229-0193.3 330571	L= 185 L= 193
1.2 (BR01, BR03, BR0E, CR0E)	57	10/05→	←	→ 12/12	2	24.5111-0455.3 330914	L= 455
			→	→ 12/12	2	24.5229-0185.3 330397 24.5229-0193.3 330571	L= 185 L= 193
1.2 16V	58	06/05→					
1.2 16V	76	09/10→					
1.2 16V (BR02, BR0J, BR11, CR02, CR0J, CR11)	55	06/05→					
1.2 16V (BR0P, CR0P)	74	05/07→					
1.2 16V (BR0R, BR1D, BR1L, CR0R)	48	06/05→					
1.2 16V Hi-Flex (BR1U, CR1U)	55	07/08→					
1.2 Ethanol	55	07/08→					
1.4 16V	72	06/05→					
1.5 dCi	55	08/10→					
1.5 dCi	60	11/07→					
1.5 dCi (BR0H, CR0H)	78	06/05→					
1.5 dCi (BR17, CR17)	63	06/05→					
1.5 dCi (BR1C, CR1C)	76	06/05→					
1.5 dCi (C/BR0G, C/BR1G)	50	06/05→					
1.6 16V (BR05, BR0B, BR0Y, BR15, BR1J, BR1M, BR1Y, CR0B...)	82	06/05→					
1.6 16V (BR09, BR0T, CR09, CR0T)	65	06/05→					
1.6 16V GT (BR10, CR10)	94	06/09→					
1.2 16V	43	06/06→08/10	←		2	24.5111-0455.3 330914	L= 455
1.6 Hi-Flex	86	05/05→02/10	→		2	24.5229-0185.3 330397 24.5229-0193.3 330571	L= 185 L= 193
1.5 dCi	47	06/05→	←	→ 12/12	2	24.5111-0455.3 330914	L= 455
1.5 dCi	48	05/05→	←	→ 10/06	2	24.5111-0455.3 330914	L= 455
↓							

	kw			 	! #		
<b>RENAULT - CLIO III (BR0/1, CR0/1) 01/05→</b>							
 <b>Bremsschlauch</b>							
1.5 dCi	48	05/05→	➔	→ 10/06	2	24.5229-0185.3 330397 24.5229-0193.3 330571	L= 185 L= 193
1.5 dCi	65	08/10→	➔	08/12→ 12/12	2	24.5111-0455.3 330914	L= 455
			➔	→ 12/12	2	24.5229-0185.3 330397 24.5229-0193.3 330571	L= 185 L= 193
2.0 16V (BR0C, BR0K, CR0C, CR0K)	102	09/06→	➔	→ 12/12	2	24.5229-0185.3 330397	L= 185
	145	02/06→				24.5229-0193.3 330571	L= 193
2.0 16V Sport	148	09/08→	➔	04/09→ 12/12	2	24.5229-0185.3 330397 24.5229-0193.3 330571	L= 185 L= 193
<b>RENAULT - CLIO III Kasten (SB_, SR_) 06/05→</b>							
 <b>Bremssattel</b>							
1.2 (SR0J)	55	11/05→12/14	➔	☐; → 12/12		24.3541-1849.5 240707	TRW Ø 54 - Halter
1.5 dCi (SR1H)	65	08/10→12/14	➔	☐; → 12/12		24.3541-1850.5 240708	TRW Ø 54 - Halter
			➔	☐; → 12/12		24.3347-1703.5 240814	TRW Ø 34 - Halter
			➔	☐; → 12/12		24.3347-1704.5 240815	TRW Ø 34 - Halter
			➔	☐; → 12/12			
1.2 (SR0P)	74	11/07→12/11	➔	☐		24.3541-1849.5 240707	TRW Ø 54 - Halter
1.5 dCi	50	10/05→07/10	➔	☐		24.3541-1850.5 240708	TRW Ø 54 - Halter
1.5 dCi	63	06/05→07/10	➔	☐		24.3347-1703.5 240814	TRW Ø 34 - Halter
1.5 dCi	78	10/05→10/07	➔	☐		24.3347-1704.5 240815	TRW Ø 34 - Halter
<b>Zubehörsatz, Bremssattel</b>							
1.2 (SR0J)	55	11/05→12/14		→ 12/12		24.0101-3803.2 260101	TRW
1.5 dCi (SR1H)	65	08/10→12/14				24.0101-5407.2 260140	
1.2 (SR0P)	74	11/07→12/11				24.0101-3803.2 260101	TRW
1.5 dCi	50	10/05→07/10				24.0101-5407.2 260140	
1.5 dCi	63	06/05→07/10					
1.5 dCi	78	10/05→10/07					
 <b>Bremsschlauch</b>							
1.2 (SR0J)	55	11/05→12/14	➔	→ 12/12	2	24.5111-0455.3 330914	L= 455
			➔	→ 12/12	2	24.5229-0185.3 330397 24.5229-0193.3 330571	L= 185 L= 193
1.2 (SR0P)	74	11/07→12/11	➔		2	24.5111-0455.3 330914	L= 455
			➔		2	24.5229-0185.3 330397	L= 185
			➔		2	24.5229-0193.3 330571	L= 193
			➔				
1.5 dCi (SR1H)	65	08/10→12/14	➔	08/12→ 12/12	2	24.5111-0455.3 330914	L= 455
			➔	→ 12/12	2	24.5229-0185.3 330397 24.5229-0193.3 330571	L= 185 L= 193
<b>RENAULT - CLIO IV (BH_) 11/12→</b>							
 <b>Bremssattel</b>							
1.2 TCe 120	87	01/16→	➔	☐		24.3541-1849.5 240707	TRW Ø 54 - Halter
1.2 TCe 120	88	03/13→	➔	☐		24.3541-1850.5 240708	TRW Ø 54 - Halter
			➔				
1.5 dCi 110	81	06/16→	➔	☐; Automatikgetriebe		24.3541-1849.5 240707	TRW Ø 54 - Halter
1.5 dCi 90	66	11/12→	➔	☐; Automatikgetriebe		24.3541-1850.5 240708	TRW Ø 54 - Halter
1.6 RS	147	03/13→	➔	☐; Bremssattelfarbe: grau		24.3347-1709.7 221013	TRW Ø 34 - Halter
1.6 RS Trophy	162	03/15→	➔	☐; Bremssattelfarbe: grau		24.3347-1710.7 221014	TRW Ø 34 - Halter
<b>RENAULT - CLIO IV Grandtour (KH_) 01/13→</b>							
 <b>Bremssattel</b>							
0.9 TCe 90	66	01/13→	➔	☐		24.3541-1849.5 240707	TRW Ø 54 - Halter
1.2 16V	54	01/13→	➔	☐		24.3541-1850.5 240708	TRW Ø 54 - Halter
1.2 TCe 120	87	01/16→	➔				
1.2 TCe 120	88	03/13→					
1.5 dCi 110	81	06/16→					
1.5 dCi 75	55	01/13→					
1.5 dCi 90	66	01/13→					



	kw			 	! #		
<b>RENAULT - CLIO IV Kasten 01/14→</b>							
 <b>Bremssattel</b>							
1.5 dCi 90	66	01/14→	←	☐; Automatikgetriebe	24.3541-1849.5	240707	TRW Ø 54 - Halter
			←	☐; Automatikgetriebe	24.3541-1850.5	240708	TRW Ø 54 - Halter
<b>RENAULT - CLIO Grandtour (KR0/1_) 02/08→</b>							
 <b>Bremssattel</b>							
1.2 16V	76	09/10→	←	☐; → 12/12	24.3541-1849.5	240707	TRW Ø 54 - Halter
1.2 16V (KR02, KR0J)	55	02/08→	←	☐; → 12/12	24.3541-1850.5	240708	TRW Ø 54 - Halter
1.2 16V (KR0E)	58	02/08→	←	☐; → 12/12	24.3541-1850.5	240708	TRW Ø 54 - Halter
1.2 16V (KR0P)	74	02/08→	→	☐; + ESP; → 12/12	24.3347-1703.5	240814	TRW Ø 34 - Halter
1.2 16V Hi-Flex (KR0S)	55	07/08→	→	☐; + ESP; → 12/12	24.3347-1704.5	240815	TRW Ø 34 - Halter
1.4 16V	72	02/10→	→	☐; + ESP; → 12/12	24.3347-1704.5	240815	TRW Ø 34 - Halter
1.5 dCi	48	02/10→					
1.5 dCi	55	08/10→					
1.5 dCi	65	08/10→					
1.5 dCi (KR0F)	63	02/08→					
1.5 dCi (KR0G)	50	02/08→					
1.5 dCi (KR0H)	78	02/08→					
1.5 dCi (KR1C, KR1N)	76	02/08→					
1.6 16V	80	02/08→					
1.6 16V (KR0B)	82	02/08→					
1.6 16V (KR10)	94	11/08→					
<b>Zubehörsatz, Bremssattel</b>							
1.2 16V	76	09/10→		+ ESP; → 12/12	24.0101-3803.2	260101	TRW
1.2 16V (KR02, KR0J)	55	02/08→		→ 12/12	24.0101-5407.2	260140	
1.2 16V (KR0E)	58	02/08→					
1.2 16V (KR0P)	74	02/08→					
1.2 16V Hi-Flex (KR0S)	55	07/08→					
1.4 16V	72	02/10→					
1.5 dCi	48	02/10→					
1.5 dCi	55	08/10→					
1.5 dCi	65	08/10→					
1.5 dCi (KR0F)	63	02/08→					
1.5 dCi (KR0G)	50	02/08→					
1.5 dCi (KR0H)	78	02/08→					
1.5 dCi (KR1C, KR1N)	76	02/08→					
1.6 16V	80	02/08→					
1.6 16V (KR0B)	82	02/08→					
1.6 16V (KR10)	94	11/08→					
 <b>Bremsschlauch</b>							
1.2 16V	76	09/10→	←	→ 12/12	2	24.5111-0455.3	330914 L= 455
1.2 16V (KR0E)	58	02/08→	→	+ ESP; → 12/12	2	24.5229-0185.3	330397 L= 185
1.2 16V (KR0P)	74	02/08→	→				
1.5 dCi	48	02/10→					
1.5 dCi	55	08/10→					
1.5 dCi	65	08/10→					
1.5 dCi (KR0F)	63	02/08→					
1.5 dCi (KR0G)	50	02/08→					
1.5 dCi (KR1C, KR1N)	76	02/08→					
1.2 16V (KR02, KR0J)	55	02/08→	←	→ 12/12	2	24.5111-0455.3	330914 L= 455
1.2 16V Hi-Flex (KR0S)	55	07/08→	→	→ 12/12	2	24.5229-0185.3	330397 L= 185
1.4 16V	72	02/10→	→				
1.5 dCi (KR0H)	78	02/08→					
1.6 16V	80	02/08→					
1.6 16V (KR0B)	82	02/08→					
1.6 16V (KR10)	94	11/08→					
<b>RENAULT - DOKKER 12/13→</b>							
 <b>Bremssattel</b>							
1.5 dCi	66	12/13→	←	☐; + ESP	11.9541-9950.2	220843	ATE Ø 54 - Halter
1.6	62	12/13→	←	☐; + ESP	11.9541-9951.2	220844	ATE Ø 54 - Halter
1.6	63	12/13→	←	☐; - ESP	24.3541-1849.5	240707	TRW Ø 54 - Halter
			←	☐; - ESP	24.3541-1850.5	240708	TRW Ø 54 - Halter
<b>Halter, Bremssattel</b>							
1.5 dCi	66	12/13→	←	+ ESP	11.8170-0002.1	260110	ATE
1.6	62	12/13→					
1.6	63	12/13→					
<b>Feder, Bremssattel</b>							
1.5 dCi	66	12/13→		+ ESP	2	11.8116-0356.1	390586 ATE
1.6	62	12/13→					
1.6	63	12/13→					

	kw				! #		
<b>RENAULT - DUSTER (HS_) 01/11→</b>							
 <b>Bremssattel</b>							
1.5 dCi 2.0	66 98	06/11→ 02/12→	←	☐; + ABS		11.9541-9950.2 220843	ATE Ø 54 - Halter
			←	☐; + ABS		11.9541-9951.2 220844	ATE Ø 54 - Halter
			←	☐; - ABS		24.3541-1849.5 240707	TRW Ø 54 - Halter
			←	☐; - ABS		24.3541-1850.5 240708	TRW Ø 54 - Halter
1.5 dCi 4x4 2.0 4x4	66 99	06/11→ 02/12→	←	☐		11.9541-9950.2 220843	ATE Ø 54 - Halter
			←	☐		11.9541-9951.2 220844	ATE Ø 54 - Halter
1.6 16V 1.6 16V (HSAT) 1.6 16V 4x4 1.6 16V 4x4	84 75 75 84	06/15→ 02/12→ 06/11→05/15 06/15→	←	☐; + ESP		11.9541-9950.2 220843	ATE Ø 54 - Halter
			←	☐; + ESP		11.9541-9951.2 220844	ATE Ø 54 - Halter
			←	☐; - ESP		24.3541-1849.5 240707	TRW Ø 54 - Halter
			←	☐; - ESP		24.3541-1850.5 240708	TRW Ø 54 - Halter
<b>Halter, Bremssattel</b>							
1.5 dCi 2.0	66 98	06/11→ 02/12→	←	+ ABS		11.8170-0002.1 260110	ATE
1.5 dCi 4x4 2.0 4x4	66 99	06/11→ 02/12→	←			11.8170-0002.1 260110	ATE
1.6 16V 1.6 16V (HSAT) 1.6 16V 4x4 1.6 16V 4x4	84 75 75 84	06/15→ 02/12→ 06/11→05/15 06/15→	←	+ ESP		11.8170-0002.1 260110	ATE
<b>Feder, Bremssattel</b>							
1.5 dCi 2.0	66 98	06/11→ 02/12→		+ ABS	2	11.8116-0356.1 390586	ATE
1.5 dCi 4x4 2.0 4x4	66 99	06/11→ 02/12→			2	11.8116-0356.1 390586	ATE
1.6 16V 1.6 16V (HSAT) 1.6 16V 4x4 1.6 16V 4x4	84 75 75 84	06/15→ 02/12→ 06/11→05/15 06/15→		+ ESP	2	11.8116-0356.1 390586	ATE
 <b>Bremsschlauch</b>							
1.5 dCi 1.6 16V 1.6 16V (HSAT) 1.6 16V 4x4 1.6 16V 4x4	66 84 75 75 84	06/11→ 06/15→ 02/12→ 06/11→05/15 06/15→	←	+ ESP	2	24.5111-0415.3 331506	L= 415
			→		2	24.5229-0285.3 330032	L= 285
1.5 dCi 4x4 2.0 4x4	66 99	06/11→ 02/12→	←		2	24.5111-0415.3 331506	L= 415
			→		2	24.5229-0285.3 330032	L= 285
2.0	98	02/12→	←	+ ABS	2	24.5111-0415.3 331506	L= 415
			→		2	24.5229-0285.3 330032	L= 285
<b>RENAULT - ESPACE II (J/S63_) 01/91→10/97</b>							
 <b>Bremssattel</b>							
2.0 (J636) 2.1 TD (J633, J634, J/S635, J/S63D) 2.1 TD (J63E) 2.2 (J/S637, J63G) 2.2 4x4 (J/S637, J63G)	76 65 66 79 79	01/91→10/96 01/91→10/96 11/94→10/96 01/91→10/96 03/91→12/96	←	☐		24.3541-1625.5 240045	TRW Ø 54 - Halter
			←	☐		24.3541-1626.5 240046	TRW Ø 54 - Halter
 <b>Bremsschlauch</b>							
2.0 (J636) 2.1 TD (J633, J634, J/S635, J/S63D) 2.1 TD (J63E) 2.2 (J/S637, J63G) 2.2 4x4 (J/S637, J63G)	76 65 66 79 79	01/91→10/96 01/91→10/96 11/94→10/96 01/91→10/96 03/91→12/96	←		2	24.5111-0396.3 330609	L= 395
			→		2	24.5112-0220.3 330613	L= 220
			→		2	24.5228-0350.3 330396	L= 350
			←		2	24.5111-0396.3 330609	L= 395
			→		2	24.5112-0220.3 330613	L= 220
			→	05/93→	2	24.5112-0220.3 330613	L= 220
			→		2	24.5228-0350.3 330396	L= 350
2.8 V6 (J638, J63J)	110	01/91→10/96	→		2	24.5112-0220.3 330613	L= 220
					2	24.5228-0350.3 330396	L= 350
<b>RENAULT - ESPACE III (JE0_) 11/96→10/02</b>							
 <b>Bremssattel</b>							
1.9 dTi (JE0M) 2.0 2.0 (JE0A) ↓	72 102 84	02/99→10/02 09/01→10/02 11/96→10/00	←	☐		24.3541-1749.5 240427	TRW Ø 54 - Halter
			←	☐		24.3541-1750.5 240428	TRW Ø 54 - Halter

**RENAULT - ESPACE III (JE0\_) 11/96→10/02**

**Bremssattel**

2.0 16V (JE0N, JE0L, JE02)	103	10/98→10/02	←	☐	24.3541-1749.5	240427	TRW Ø 54 - Halter
			←	☐	24.3541-1750.5	240428	TRW Ø 54 - Halter
2.2 12V TD (JE0E, JE0H, JE0P)	83	11/96→10/00	←	☐	24.3601-1707.5	240229	TRW Ø 60 - Halter
			←	☐	24.3601-1708.5	240230	TRW Ø 60 - Halter
2.2 D	84	11/97→01/00	←	☐			
3.0 (JE0D)	123	11/96→10/98					
2.2 dCi (JE0K)	95	10/00→10/02	←	☐	24.3451-1713.7	220737	TRW Ø1 40 Ø2 45 - Halter
			←	☐	24.3451-1714.7	220738	TRW Ø1 40 Ø2 45 - Halter
2.2 dCi (JE0S)	85	07/00→10/02	←	☐			
			←	☐			
3.0 V6 24V (JE0G, JE0R)	140	10/98→10/02	←	☐; 07/00→	24.3451-1713.7	220737	TRW Ø1 40 Ø2 45 - Halter
			←	☐; 07/00→	24.3451-1714.7	220738	TRW Ø1 40 Ø2 45 - Halter

**Bremsschlauch**

1.9 dTi (JE0M)	72	02/99→10/02		☐	2	24.5229-0185.3	330397	L= 185
2.0	102	09/01→10/02	←		2	24.5111-0490.3	330598	L= 490
2.0 (JE0A)	84	11/96→10/00						
2.2 12V TD (JE0E, JE0H, JE0P)	83	11/96→10/00						
2.2 D	84	11/97→01/00						
2.2 dCi (JE0S)	85	07/00→10/02						
2.0 16V (JE0N, JE0L, JE02)	103	10/98→10/02		☐	2	24.5229-0185.3	330397	L= 185
			←		2	24.5111-0490.3	330598	L= 490
3.0 (JE0D)	123	11/96→10/98	→		2	24.5111-0260.3	330408	L= 260
			→		2	24.5111-0260.3	330408	L= 260
2.2 dCi (JE0K)	95	10/00→10/02		☐	2	24.5229-0185.3	330397	L= 185
3.0 V6 24V (JE0G, JE0R)	140	10/98→10/02		☐	2	24.5229-0185.3	330397	L= 185
			→		2	24.5111-0260.3	330408	L= 260

**RENAULT - ESPACE IV (JK0/1\_) 11/02→**

**Bremssattel**








1.9 dCi (JK0U, JK0G)	88	11/02→	←	☐	11.9601-9787.2	220585	ATE Ø 60 - Halter
			←	☐	24.3601-9787.5	240505	ATE Ø 60 - Halter
1.9 dCi (JK0U)	85	04/03→02/05					
2.0 (JK09)	100	11/02→	←	☐	11.9601-9788.2	220586	ATE Ø 60 - Halter
2.0 (JK0A, JK1D, JK0N)	125	04/05→	←	☐	24.3601-9788.5	240506	ATE Ø 60 - Halter
2.0 (JK0K)	98	11/02→02/05					
2.0 dCi (JK01, JK02, JK1J, JK1K)	110	01/06→	→	☐	11.9387-7001.2	220397	ATE Ø 38 - Halter
2.0 dCi (JK02, JK03)	96	01/06→	→	☐	11.9387-7002.2	220398	ATE Ø 38 - Halter
2.0 dCi (JK03, JK04)	127	01/06→					
2.0 Turbo (JK0A, JK0B, JK0N)	120	11/02→					
2.2 dCi (JK07)	102	02/06→					
2.2 dCi (JK0H)	110	11/02→					
3.0 dCi	120	09/05→					
3.0 dCi (JK0E, JK0Y)	133	01/06→					
3.0 dCi (JK0J, JK0V)	130	11/02→					
3.5 V6 (JK00, JK0F, JK0P, JK0S, JK0W)	177	11/02→					

**Halter, Bremssattel**

1.9 dCi (JK0U, JK0G)	88	11/02→	→		11.8170-0872.1	260121	ATE
1.9 dCi (JK0U)	85	04/03→02/05					
2.0 (JK09)	100	11/02→					
2.0 (JK0A, JK1D, JK0N)	125	04/05→					
2.0 (JK0K)	98	11/02→02/05					
2.0 dCi (JK01, JK02, JK1J, JK1K)	110	01/06→					
2.0 dCi (JK02, JK03)	96	01/06→					
2.0 dCi (JK03, JK04)	127	01/06→					
2.0 Turbo (JK0A, JK0B, JK0N)	120	11/02→					
2.2 dCi (JK07)	102	02/06→					
2.2 dCi (JK0H)	110	11/02→					
3.0 dCi	120	09/05→					
3.0 dCi (JK0E, JK0Y)	133	01/06→					
3.0 dCi (JK0J, JK0V)	130	11/02→					
3.5 V6 (JK00, JK0F, JK0P, JK0S, JK0W)	177	11/02→					













**Feder, Bremssattel**









1.9 dCi (JK0U, JK0G)	88	11/02→			2	11.8116-0301.1	390610	ATE
1.9 dCi (JK0U)	85	04/03→02/05	→		2	11.8116-0340.1	390595	ATE
2.0 (JK09)	100	11/02→						
2.0 (JK0A, JK1D, JK0N)	125	04/05→						
2.0 (JK0K)	98	11/02→02/05						
2.0 dCi (JK01, JK02, JK1J, JK1K)	110	01/06→						

	kW			 	! #		
<b>RENAULT - ESPACE IV (JK0/1_) 11/02→</b>							
<b>Feder, Bremsattel</b>							
2.0 dCi (JK02, JK03)	96	01/06→			2	11.8116-0301.1 390610	ATE
2.0 dCi (JK03, JK04)	127	01/06→	→				
2.0 Turbo (JK0A, JK0B, JK0N)	120	11/02→			2	11.8116-0340.1 390595	ATE
2.2 dCi (JK07)	102	02/06→					
2.2 dCi (JK0H)	110	11/02→					
3.0 dCi	120	09/05→					
3.0 dCi (JK0E, JK0Y)	133	01/06→					
3.0 dCi (JK0J, JK0V)	130	11/02→					
3.5 V6 (JK00, JK0F, JK0P, JK0S, JK0W)	177	11/02→					
<b>Führungshülzensatz, Bremsattel</b>							
1.9 dCi (JK0U, JK0G)	88	11/02→	←			11.0101-5407.2 260011	ATE
1.9 dCi (JK0U)	85	04/03→02/05					
2.0 (JK09)	100	11/02→					
2.0 (JK0A, JK1D, JK0N)	125	04/05→					
2.0 (JK0K)	98	11/02→02/05					
2.0 dCi (JK01, JK02, JK1J, JK1K)	110	01/06→					
2.0 dCi (JK02, JK03)	96	01/06→					
2.0 dCi (JK03, JK04)	127	01/06→					
2.0 Turbo (JK0A, JK0B, JK0N)	120	11/02→					
2.2 dCi (JK07)	102	02/06→					
2.2 dCi (JK0H)	110	11/02→					
3.0 dCi	120	09/05→					
3.0 dCi (JK0E, JK0Y)	133	01/06→					
3.0 dCi (JK0J, JK0V)	130	11/02→					
3.5 V6 (JK00, JK0F, JK0P, JK0S, JK0W)	177	11/02→					
<b>Führungsbolzen, Bremsattel</b>							
1.9 dCi (JK0U, JK0G)	88	11/02→				11.8171-0008.1 990049	ATE
1.9 dCi (JK0U)	85	04/03→02/05					
2.0 (JK09)	100	11/02→					
2.0 (JK0A, JK1D, JK0N)	125	04/05→					
2.0 (JK0K)	98	11/02→02/05					
2.0 dCi (JK01, JK02, JK1J, JK1K)	110	01/06→					
2.0 dCi (JK02, JK03)	96	01/06→					
2.0 dCi (JK03, JK04)	127	01/06→					
2.0 Turbo (JK0A, JK0B, JK0N)	120	11/02→					
2.2 dCi (JK07)	102	02/06→					
2.2 dCi (JK0H)	110	11/02→					
3.0 dCi	120	09/05→					
3.0 dCi (JK0E, JK0Y)	133	01/06→					
3.0 dCi (JK0J, JK0V)	130	11/02→					
3.5 V6 (JK00, JK0F, JK0P, JK0S, JK0W)	177	11/02→					
<b>Bremsschlauch</b>							
1.9 dCi (JK0U, JK0G)	88	11/02→	←		2	24.5252-0390.3 330702	L= 390
1.9 dCi (JK0U)	85	04/03→02/05					
2.0 (JK09)	100	11/02→	→		2	24.5251-0185.3 330701	L= 185
2.0 (JK0A, JK1D, JK0N)	125	04/05→					
2.0 (JK0K)	98	11/02→02/05					
2.0 dCi (JK01, JK02, JK1J, JK1K)	110	01/06→					
2.0 dCi (JK02, JK03)	96	01/06→					
2.0 dCi (JK03, JK04)	127	01/06→					
2.0 Turbo (JK0A, JK0B, JK0N)	120	11/02→					
2.2 dCi (JK07)	102	02/06→					
2.2 dCi (JK0H)	110	11/02→					
3.0 dCi	120	09/05→					
3.0 dCi (JK0E, JK0Y)	133	01/06→					
3.0 dCi (JK0J, JK0V)	130	11/02→					
3.5 V6 (JK00, JK0F, JK0P, JK0S, JK0W)	177	11/02→					
<b>RENAULT - ESPACE V (JR_) 02/15→</b>							
<b>Bremssattel</b>							
1.6 dCi 130	96	06/15→	→	☐		24.6238-1707.7 220969	TRW Ø 38 - Halter + eFSB
1.6 dCi 160	118	06/15→					
1.6 TCe 200	147	02/15→	→	☐		24.6238-1708.7 220970	TRW Ø 38 - Halter + eFSB
































	kw					! #		
<b>RENAULT - EXPRESS Kasten/Kombi 07/95→03/98</b>								
 <b>Bremssattel</b>								
1.9 D	47	07/95→03/98	←	☐		24.3481-1505.5	240047	BDX Ø 48 - Halter
			←	☐		24.3481-1506.5	240048	BDX Ø 48 - Halter
<b>Zubehörsatz, Bremssattel</b>								
1.9 D	47	07/95→03/98	←			24.0101-4803.2	260049	BDX
 <b>Bremsschlauch</b>								
1.9 D	47	07/95→03/98	←		2	24.5111-0300.3	330407	L= 300
			→		2	24.5229-0240.3	330400	L= 242
			→		2	24.5229-0285.3	330032	L= 285
<b>RENAULT - EXPRESS Pick-up 07/95→10/99</b>								
 <b>Bremssattel</b>								
1.9 D	40	07/95→10/97	←	☐; 09/95→		24.3481-1505.5	240047	BDX Ø 48 - Halter
			←	☐; 09/95→		24.3481-1506.5	240048	BDX Ø 48 - Halter
1.9 D	47	07/95→10/99	←	☐; → 03/98		24.3481-1505.5	240047	BDX Ø 48 - Halter
			←	☐; → 03/98		24.3481-1506.5	240048	BDX Ø 48 - Halter
<b>Zubehörsatz, Bremssattel</b>								
1.9 D	40	07/95→10/97	←	09/95→		24.0101-4803.2	260049	BDX
1.9 D	47	07/95→10/99	←	→ 03/98		24.0101-4803.2	260049	BDX
 <b>Bremsschlauch</b>								
1.9 D	40	07/95→10/97	←	09/95→	2	24.5111-0300.3	330407	L= 300
			→	09/95→; nicht für erhöhte Nutzlast	2	24.5229-0240.3	330400	L= 242
			→	09/95→; für erhöhte Nutzlast	2	24.5229-0285.3	330032	L= 285
1.9 D	47	07/95→10/99	←	→ 03/98	2	24.5111-0300.3	330407	L= 300
			→	→ 03/98; nicht für erhöhte Nutzlast	2	24.5229-0240.3	330400	L= 242
			→	→ 03/98; für erhöhte Nutzlast	2	24.5229-0285.3	330032	L= 285
<b>RENAULT - FLUENCE (L30_) 02/10→</b>								
 <b>Bremssattel</b>								
1.5 dCi	70	07/14→	←	☐		11.9541-9950.2	220843	ATE Ø 54 - Halter
1.5 dCi (L30A)	63	02/10→	←	☐		11.9541-9951.2	220844	ATE Ø 54 - Halter
1.5 dCi (L30B)	78	02/10→	←	☐		11.9541-9951.2	220844	ATE Ø 54 - Halter
1.5 dCi (L30D, L30L)	81	02/10→	→	☐; - eFSB		24.3347-1709.7	221013	TRW Ø 34 - Halter
1.5 dCi (L30S)	66	02/10→	→	☐; - eFSB		24.3347-1710.7	221014	TRW Ø 34 - Halter
1.6 16V	78	02/10→	→	☐; - eFSB		24.3347-1710.7	221014	TRW Ø 34 - Halter
1.6 16V (L301, L30F, L30P, L30R)	81	02/10→	→	☐		24.6234-1701.7	221015	TRW Ø 34 - Halter + eFSB
1.6 16V (L304, L305, L30H)	82	02/10→	→	☐		24.6234-1702.7	221016	TRW Ø 34 - Halter + eFSB
1.6 dCi	96	07/14→	←	☐		11.9541-9950.2	220843	ATE Ø 54 - Halter
1.6 LPG 16V	81	01/12→	←	☐		11.9541-9951.2	220844	ATE Ø 54 - Halter
2.0 16V	101	05/11→	←	☐		11.9541-9950.2	220843	ATE Ø 54 - Halter
2.0 16V (L30C, L30G, L30T, L30V)	103	02/10→	←	☐		11.9541-9951.2	220844	ATE Ø 54 - Halter
1.6	86	01/13→	←	☐		11.9541-9950.2	220843	ATE Ø 54 - Halter
			←	☐		11.9541-9951.2	220844	ATE Ø 54 - Halter
			→	☐; - eFSB		24.3347-1709.7	221013	TRW Ø 34 - Halter
			→	☐; - eFSB		24.3347-1710.7	221014	TRW Ø 34 - Halter
Z.E.	70	02/12→	←	☐		11.9541-9950.2	220843	ATE Ø 54 - Halter
			←	☐		11.9541-9951.2	220844	ATE Ø 54 - Halter
<b>Halter, Bremssattel</b>								
1.5 dCi	70	07/14→	←			11.8170-0002.1	260110	ATE
1.5 dCi (L30A)	63	02/10→	←			11.8170-0002.1	260110	ATE
1.5 dCi (L30B)	78	02/10→	←			11.8170-0002.1	260110	ATE
1.5 dCi (L30D, L30L)	81	02/10→	←			11.8170-0002.1	260110	ATE
1.5 dCi (L30S)	66	02/10→	←			11.8170-0002.1	260110	ATE
1.6	86	01/13→	←			11.8170-0002.1	260110	ATE
1.6 16V	78	02/10→	←			11.8170-0002.1	260110	ATE
1.6 16V (L301, L30F, L30P, L30R)	81	02/10→	←			11.8170-0002.1	260110	ATE
↓								













	kw			 	! #		
<b>RENAULT - FLUENCE (L30_) 02/10→</b>							
<b>Halter, Bremsattel</b>							
1.6 16V (L304, L305, L30H)	82	02/10→	←			11.8170-0002.1 260110	ATE
1.6 dCi	96	07/14→					
1.6 LPG 16V	81	01/12→					
2.0 16V	101	05/11→					
2.0 16V (L30C, L30G, L30T, L30V)	103	02/10→					
Z.E.	70	02/12→					
<b>Feder, Bremsattel</b>							
1.5 dCi	70	07/14→			2	11.8116-0356.1 390586	ATE
1.5 dCi (L30A)	63	02/10→					
1.5 dCi (L30B)	78	02/10→					
1.5 dCi (L30D, L30L)	81	02/10→					
1.5 dCi (L30S)	66	02/10→					
1.6	86	01/13→					
1.6 16V	78	02/10→					
1.6 16V (L301, L30F, L30P, L30R)	81	02/10→					
1.6 16V (L304, L305, L30H)	82	02/10→					
1.6 dCi	96	07/14→					
1.6 LPG 16V	81	01/12→					
2.0 16V	101	05/11→					
2.0 16V (L30C, L30G, L30T, L30V)	103	02/10→					
Z.E.	70	02/12→					
<b>RENAULT - GRAND SCÉNIC II (JM0/1_) 04/04→</b>							
<b> Bremsattel</b>							
1.5 dCi	60	04/04→	→	☐; → 03/09		24.3387-1721.7 220781	TRW Ø 38 - Halter
1.5 dCi (JM02, JM13)	74	04/04→	→	☐; → 03/09		24.3387-1722.7 220782	TRW Ø 38 - Halter
1.6	83	06/06→					
1.6	83	04/04→					
1.9 dCi (JM0G, JM12, JM1G, JM2C)	88	04/04→					
1.9 dCi (JM14)	96	05/05→					
1.9 dCi (JM15)	81	05/05→					
2.0	99	04/04→					
2.0	120	04/04→					
1.5 dCi	76	06/06→11/08	→	☐		24.3387-1721.7 220781	TRW Ø 38 - Halter
1.6	82	06/06→11/08	→	☐		24.3387-1722.7 220782	TRW Ø 38 - Halter
1.6 Flex	82	06/06→11/08	→	☐			
1.9 dCi	85	05/05→01/09					
1.5 dCi (JM1E)	78	05/05→	→	☐; 06/06→ 03/09		24.3387-1721.7 220781	TRW Ø 38 - Halter
			→	☐; 06/06→ 03/09		24.3387-1722.7 220782	TRW Ø 38 - Halter
2.0 dCi (JM1K)	110	09/05→	→	☐; → 04/07		24.3387-1721.7 220781	TRW Ø 38 - Halter
			→	☐; → 04/07		24.3387-1722.7 220782	TRW Ø 38 - Halter
			→	☐; 05/07→ 03/09		24.3387-1727.7 221005	TRW Ø 38 - Halter
			→	☐; 05/07→ 03/09		24.3387-1728.7 221006	TRW Ø 38 - Halter
<b>Feder, Bremsattel</b>							
1.5 dCi	60	04/04→		10/05→ 03/09	2	11.8116-0301.1 390610	ATE
1.5 dCi (JM02, JM13)	74	04/04→					
1.6	83	04/04→					
1.9 dCi (JM0G, JM12, JM1G, JM2C)	88	04/04→					
1.9 dCi (JM14)	96	05/05→					
1.9 dCi (JM15)	81	05/05→					
2.0	99	04/04→					
2.0	120	04/04→					
2.0 dCi (JM1K)	110	09/05→					
1.5 dCi	76	06/06→11/08			2	11.8116-0301.1 390610	ATE
1.6	82	06/06→11/08					
1.6 Flex	82	06/06→11/08					
1.5 dCi (JM1E)	78	05/05→		06/06→ 03/09	2	11.8116-0301.1 390610	ATE
1.6	77	06/06→		→ 03/09	2	11.8116-0301.1 390610	ATE
1.9 dCi	85	05/05→01/09		10/05→	2	11.8116-0301.1 390610	ATE
<b>Führungshülzensatz, Bremsattel</b>							
1.5 dCi	60	04/04→	←	→ 09/05		11.0101-5407.2 260011	ATE
1.5 dCi (JM02, JM13)	74	04/04→	←				
1.6	83	04/04→	←	10/05→ 03/09		11.0101-5407.2 260011	ATE
1.9 dCi (JM0G, JM12, JM1G, JM2C)	88	04/04→					
1.9 dCi (JM14)	96	05/05→					
1.9 dCi (JM15)	81	05/05→					








	kw					! #		
<b>RENAULT - GRAND SCÉNIC II (JM0/1_) 04/04→</b>								
<b>Führungshülzensatz, Bremsattel</b>								
2.0 2.0 dCi (JM1K)	99 110	04/04→ 09/05→	←	→ 09/05			11.0101-5407.2 260011	ATE
			←	10/05→ 03/09			11.0101-5407.2 260011	ATE
1.5 dCi 1.6 1.6 Flex	76 82 82	06/06→11/08 06/06→11/08 06/06→11/08	←				11.0101-5407.2 260011	ATE
1.5 dCi (JM1E)	78	05/05→	←	06/06→ 03/09			11.0101-5407.2 260011	ATE
1.6	77	06/06→	←	→ 03/09			11.0101-5407.2 260011	ATE
1.9 dCi	85	05/05→01/09	←	→ 09/05			11.0101-5407.2 260011	ATE
			←	10/05→			11.0101-5407.2 260011	ATE
2.0	120	04/04→	←	10/05→ 03/09			11.0101-5407.2 260011	ATE
<b>Führungsbolzen, Bremsattel</b>								
1.5 dCi 1.5 dCi (JM02, JM13) 1.6 1.9 dCi (JM0G, JM12, JM1G, JM2C) 1.9 dCi (JM14) 1.9 dCi (JM15) 2.0 2.0 dCi (JM1K)	60 74 83 88 96 81 99 110	04/04→ 04/04→ 04/04→ 04/04→ 05/05→ 05/05→ 04/04→ 09/05→		10/05→ 03/09 → 09/05			11.8171-0008.1 990049	ATE
1.5 dCi 1.6 1.6 Flex	76 82 82	06/06→11/08 06/06→11/08 06/06→11/08					11.8171-0008.1 990049	ATE
1.5 dCi (JM1E)	78	05/05→		06/06→ 03/09			11.8171-0008.1 990049	ATE
1.6	77	06/06→		→ 03/09			11.8171-0008.1 990049	ATE
1.9 dCi	85	05/05→01/09		→ 09/05			11.8171-0008.1 990049	ATE
				10/05→			11.8171-0008.1 990049	ATE
2.0	120	04/04→		10/05→ 03/09			11.8171-0008.1 990049	ATE
<b> Bremsschlauch</b>								
1.5 dCi 1.5 dCi (JM02, JM13) 1.6 1.9 dCi (JM0G, JM12, JM1G, JM2C) 1.9 dCi (JM14) 1.9 dCi (JM15) 2.0 2.0	60 74 83 88 96 81 99 120	04/04→ 04/04→ 04/04→ 04/04→ 05/05→ 05/05→ 04/04→ 04/04→	←	→ 09/05	2	24.5111-0429.3 331015	L= 429,6	
			←	10/05→ 03/09	2	24.5155-0445.3 331057	L= 445	
			→	09/05→ 03/09	2	24.5229-0185.3 330397	L= 185	
			→	→ 08/05	2	24.5251-0185.3 330701	L= 185	
1.5 dCi 1.6 1.6 Flex	76 82 82	06/06→11/08 06/06→11/08 06/06→11/08	←		2	24.5155-0445.3 331057	L= 445	
			→		2	24.5229-0185.3 330397	L= 185	
1.5 dCi (JM1E)	78	05/05→	←	06/06→ 03/09	2	24.5155-0445.3 331057	L= 445	
			→	06/06→ 03/09	2	24.5229-0185.3 330397	L= 185	
1.6	77	06/06→	←	→ 03/09	2	24.5155-0445.3 331057	L= 445	
			→	→ 03/09	2	24.5229-0185.3 330397	L= 185	
1.9 dCi	85	05/05→01/09	←	→ 09/05	2	24.5111-0429.3 331015	L= 429,6	
			←	10/05→	2	24.5155-0445.3 331057	L= 445	
			→	09/05→	2	24.5229-0185.3 330397	L= 185	
			→	→ 08/05	2	24.5251-0185.3 330701	L= 185	
2.0 dCi (JM1K)	110	09/05→	←	→ 09/05	2	24.5111-0429.3 331015	L= 429,6	
			←	10/05→ 03/09	2	24.5155-0445.3 331057	L= 445	
			→	→ 03/09	2	24.5229-0185.3 330397	L= 185	
<b>RENAULT - GRAND SCÉNIC III (JZ0/1_) 02/09→</b>								
<b> Bremsattel</b>								
1.2 TCe 1.4 16V (JZ0F) 1.5 dCi 1.5 dCi 1.5 dCi 1.6 16V (JZ0U) 1.6 16V Bifuel 1.6 16V Bifuel 1.6 dCi (JZ00, JZ12) 1.6 E85 1.9 dCi 2.0 16V (JZ0G)	85 96 70 78 81 81 79 81 96 81 96 103	04/12→ 02/09→ 11/10→ 02/09→ 04/09→ 02/09→ 04/12→ 02/09→ 04/11→ 02/09→ 02/09→ 02/09→	←	☐		11.9571-9775.2 220859	ATE Ø 57 - Halter	
			←	☐		11.9571-9776.2 220860	ATE Ø 57 - Halter	
			→	☐		24.6238-1707.7 220969	TRW Ø 38 - Halter + eFSB	
			→	☐		24.6238-1708.7 220970	TRW Ø 38 - Halter + eFSB	


	kw					! #			
<b>RENAULT - GRAND SCÉNIC III (JZ0/1_) 02/09→</b>									
<b>Bremssattel</b>									
1.2 TCe (JZ16)	97	01/13→	←	☐; 03/13→			11.9571-9775.2	220859	ATE Ø 57 - Halter
			←	☐; 03/13→			11.9571-9776.2	220860	ATE Ø 57 - Halter
			→	☐; 03/13→			24.6238-1707.7	220969	TRW Ø 38 - Halter + eFSB
			→	☐; 03/13→			24.6238-1708.7	220970	TRW Ø 38 - Halter + eFSB
1.5 dCi	63	04/09→	←	☐			11.9541-9950.2	220843	ATE Ø 54 - Halter
			←	☐			11.9541-9951.2	220844	ATE Ø 54 - Halter
			→	☐; - eFSB			24.3347-1709.7	221013	TRW Ø 34 - Halter
			→	☐; - eFSB			24.3347-1710.7	221014	TRW Ø 34 - Halter
			→	☐			24.6234-1701.7	221015	TRW Ø 34 - Halter + eFSB
			→	☐			24.6234-1702.7	221016	TRW Ø 34 - Halter + eFSB
2.0 dCi (JZ0L) 2.0 dCi (JZ0Y)	118 110	04/09→ 02/09→	←	☐			11.9601-9753.2	220957	ATE Ø 60 - Halter
			←	☐			11.9601-9754.2	220958	ATE Ø 60 - Halter
	→	☐			24.6238-1707.7	220969	TRW Ø 38 - Halter + eFSB		
	→	☐			24.6238-1708.7	220970	TRW Ø 38 - Halter + eFSB		
<b>Halter, Bremssattel</b>									
1.5 dCi	63	04/09→	←				11.8170-0002.1	260110	ATE
<b>Feder, Bremssattel</b>									
1.2 TCe	85	04/12→				2	11.8116-0351.1	390538	ATE
1.4 16V (JZ0F)	96	02/09→							
1.5 dCi	70	11/10→							
1.5 dCi	78	02/09→							
1.5 dCi	81	04/09→							
1.6 16V (JZ0U)	81	02/09→							
1.6 16V Bifuel	79	04/12→							
1.6 16V Bifuel	81	02/09→							
1.6 dCi (JZ00, JZ12)	96	04/11→							
1.6 E85	81	02/09→							
1.9 dCi	96	02/09→							
2.0 16V (JZ0G)	103	02/09→							
2.0 dCi (JZ0L)	118	04/09→							
2.0 dCi (JZ0Y)	110	02/09→							
1.2 TCe (JZ16)	97	01/13→		03/13→		2	11.8116-0351.1	390538	ATE
1.5 dCi	63	04/09→				2	11.8116-0356.1	390586	ATE
<b>Führungshülzensatz, Bremssattel</b>									
1.2 TCe	85	04/12→	←				11.0101-5704.2	260095	ATE
1.4 16V (JZ0F)	96	02/09→							
1.5 dCi	70	11/10→							
1.5 dCi	78	02/09→							
1.5 dCi	81	04/09→							
1.6 16V (JZ0U)	81	02/09→							
1.6 16V Bifuel	79	04/12→							
1.6 16V Bifuel	81	02/09→							
1.6 dCi (JZ00, JZ12)	96	04/11→							
1.6 E85	81	02/09→							
1.9 dCi	96	02/09→							
2.0 16V (JZ0G)	103	02/09→							
2.0 dCi (JZ0L)	118	04/09→							
2.0 dCi (JZ0Y)	110	02/09→							
1.2 TCe (JZ16)	97	01/13→	←	03/13→			11.0101-5704.2	260095	ATE
<b>Dichtungssatz, Bremssattel</b>									
2.0 dCi (JZ0L)	118	04/09→					11.0441-6008.2	250038	ATE für Kolben-Ø [mm]: 60
2.0 dCi (JZ0Y)	110	02/09→							
<b>Bremsschlauch</b>									
1.2 TCe	85	04/12→		☐		2	24.5201-0135.3	331399	L= 135
1.4 16V (JZ0F)	96	02/09→							
1.5 dCi	63	04/09→	←			2	24.5111-0426.3	331347	L= 425
1.5 dCi	70	11/10→							
1.5 dCi	78	02/09→							
1.5 dCi	81	04/09→							
1.6 16V (JZ0U)	81	02/09→							
1.6 16V Bifuel	79	04/12→							
1.6 16V Bifuel	81	02/09→							
1.6 dCi (JZ00, JZ12)	96	04/11→							
1.6 E85	81	02/09→							
1.9 dCi	96	02/09→							
2.0 16V (JZ0G)	103	02/09→							
2.0 dCi (JZ0L)	118	04/09→							

	kw					! #		
<b>RENAULT - GRAND SCÉNIC III (JZ0/1_) 02/09→</b>								
 <b>Bremsschlauch</b>								
2.0 dCi (JZ0Y)	110	02/09→		☐		2	24.5201-0135.3 331399	L= 135
			←			2	24.5111-0426.3 331347	L= 425
1.2 TCe (JZ16)	97	01/13→		☐; 03/13→		2	24.5201-0135.3 331399	L= 135
			←	03/13→		2	24.5111-0426.3 331347	L= 425
<b>RENAULT - KANGOO / GRAND KANGOO (KW0/1_) 02/08→</b>								
 <b>Bremssattel</b>								
1.2 TCe 115	84	07/13→	→	☐			24.3384-1773.5 240615	TRW Ø 38 - Halter
1.5 dCi	48	01/09→						
1.5 dCi	55	11/12→	→	☐			24.3384-1774.5 240616	TRW Ø 38 - Halter
1.5 dCi	66	11/12→						
1.5 dCi	78	02/08→						
1.5 dCi (KW0A)	50	02/08→						
1.5 dCi (KW0B)	63	02/08→						
1.5 dCi (KW0C, KW0F)	76	02/08→						
1.5 dCi 110	80	09/10→						
1.5 dCi 110	81	03/13→						
1.6 (KW00, KW0Y)	64	02/08→						
1.6 16V (KW0D)	78	02/08→						
1.6 16V Hi-Flex	78	02/08→						
Z.E.	44	10/11→						
 <b>Bremsschlauch</b>								
1.2 TCe 115	84	07/13→	←			2	24.5111-0485.3 331370	L= 485
1.5 dCi 110	81	03/13→		☐			24.5201-0180.3 331498	L= 180
			→	☐			24.5239-0180.3 331464	L= 180
1.5 dCi	48	01/09→		☐		2	24.5229-0185.3 330397	L= 185
1.5 dCi	78	02/08→						
1.5 dCi (KW0A)	50	02/08→	←			2	24.5111-0485.3 331370	L= 485
1.5 dCi (KW0B)	63	02/08→	→	☐; 04/11→			24.5201-0180.3 331498	L= 180
1.5 dCi (KW0C, KW0F)	76	02/08→	→	☐; 10/09→ 03/11			24.5239-0180.3 331464	L= 180
1.6 (KW00, KW0Y)	64	02/08→	→	☐; 04/11→			24.5239-0180.3 331464	L= 180
1.6 16V (KW0D)	78	02/08→	→	☐; → 09/09			24.5239-0180.3 331464	L= 180
1.6 16V Hi-Flex	78	02/08→	→	☐; 10/09→ 03/11			24.5279-0180.3 331465	L= 180
1.5 dCi	55	11/12→		☐		2	24.5229-0185.3 330397	L= 185
1.5 dCi	66	11/12→						
Z.E.	44	10/11→	←			2	24.5111-0485.3 331370	L= 485
			→	☐			24.5201-0180.3 331498	L= 180
			→	☐			24.5239-0180.3 331464	L= 180
1.5 dCi 110	80	09/10→		☐		2	24.5229-0185.3 330397	L= 185
			←			2	24.5111-0485.3 331370	L= 485
			→	☐; 04/11→			24.5201-0180.3 331498	L= 180
			→	☐; → 03/11			24.5239-0180.3 331464	L= 180
			→	☐; 04/11→			24.5239-0180.3 331464	L= 180
			→	☐; → 03/11			24.5279-0180.3 331465	L= 180
<b>RENAULT - KANGOO (KC0/1_) 08/97→</b>								
 <b>Bremssattel</b>								
1.2 (KC0A, KC0K, KC0F, KC01)	43	08/97→	←	☐; 03/98→ 12/07			24.3541-1765.5 240235	BOS Ø 54 - Halter
1.4 (KC0C, KC0H, KC0B, KC0M)	55	08/97→	←	☐; 03/98→ 12/07			24.3541-1766.5 240236	BOS Ø 54 - Halter
D 55 1.9 (KC0D)	40	08/97→						
D 65 1.9 (KC0E, KC02, KC0J, KC0N)	47	08/97→						
1.2 16V (KC05, KC06, KC03, KC0T, KC0W, KC1D)	55	06/01→	←	☐; → 12/07			24.3541-1765.5 240235	BOS Ø 54 - Halter
1.5 dCi	42	07/03→	←	☐; → 12/07			24.3541-1766.5 240236	BOS Ø 54 - Halter
1.5 dCi	45	04/05→06/10						
1.5 dCi	50	06/05→						
1.5 dCi	62	06/05→						
1.5 dCi (KC07)	48	12/01→						
1.5 dCi (KC08, KC09)	60	07/02→						
1.6 16V bivalent	60	06/05→						
1.9 dTi (KC0U)	59	02/00→						
1.6	66	09/99→06/01	←	☐			24.3541-1765.5 240235	BOS Ø 54 - Halter
1.9 RXED	48	09/99→06/01						
Elect'road RE	22	01/02→12/04	←	☐			24.3541-1766.5 240236	BOS Ø 54 - Halter
↓								

	kw			 	! #		
<b>RENAULT - KANGOO (KC0/1_) 08/97→</b>							
 <b>Bremssattel</b>							
1.6 16V	70	06/01→	←	☐; → 12/07; Frontantrieb	24.3541-1765.5	240235	BOS Ø 54 - Halter
			←	☐; → 12/07; Frontantrieb	24.3541-1766.5	240236	BOS Ø 54 - Halter
 <b>Bremsschlauch</b>							
1.2 (KC0A, KC0K, KC0F, KC01)	43	08/97→	←	03/98→ 12/07	2	24.5111-0336.3	330570 L= 335
1.4 (KC0C, KC0H, KC0B, KC0M)	55	08/97→	→	☐; 03/98→ 12/07		24.5111-0336.3	330570 L= 335
D 55 1.9 (KC0D)	40	08/97→	→	☐; 03/98→ 12/07		24.5229-0193.3	330571 L= 193
D 65 1.9 (KC0E, KC02, KC0J, KC0N)	47	08/97→					
1.2 16V (KC05, KC06, KC03, KC0T, KC0W, KC1D)	55	06/01→	←	→ 12/07	2	24.5111-0336.3	330570 L= 335
			→	☐; → 12/07		24.5111-0336.3	330570 L= 335
1.5 dCi	45	04/05→06/10	→	☐; → 12/07		24.5229-0193.3	330571 L= 193
1.5 dCi	50	06/05→					
1.5 dCi (KC07)	48	12/01→					
1.5 dCi (KC08, KC09)	60	07/02→					
1.6 16V	70	06/01→					
1.6 16V 4x4 (KC0P, KC0S, KC0L)	70	10/01→					
1.6 16V bivalent	60	06/05→					
1.9 dCi 4x4 (KC0V)	59	10/01→					
1.9 dTi (KC0U)	59	02/00→					
1.5 dCi	42	07/03→	←	→ 12/07	2	24.5111-0336.3	330570 L= 335
1.5 dCi	62	06/05→					
1.6	66	09/99→06/01	←		2	24.5111-0336.3	330570 L= 335
1.9 RXED	48	09/99→06/01	→	☐		24.5111-0336.3	330570 L= 335
			→	☐		24.5229-0193.3	330571 L= 193
1.9 dCi 4x4	62	10/03→	←	→ 12/07	2	24.5111-0336.3	330570 L= 335
			→	☐; → 12/07; - ABS		24.5111-0336.3	330570 L= 335
			→	☐; → 12/07; - ABS		24.5229-0193.3	330571 L= 193
Elect'road RE	22	01/02→12/04	←		2	24.5111-0336.3	330570 L= 335
<b>RENAULT - KANGOO BE BOP (KW0/1_) 02/09→</b>							
 <b>Bremssattel</b>							
1.5 dCi	80	06/09→	←	☐; passend für Felgenreöße [Zoll]: 14; → 12/10	24.3541-1849.5	240707	TRW Ø 54 - Halter
1.5 dCi (KW0F)	76	02/09→					
1.5 dCi (KW0G)	66	06/09→	←	☐; passend für Felgenreöße [Zoll]: 14; → 12/10	24.3541-1850.5	240708	TRW Ø 54 - Halter
1.5 dCi 75	55	09/10→					
1.6 (KW0D)	78	02/09→	→	☐; passend für Felgenreöße [Zoll]: 15 / 16; → 12/10	24.3384-1773.5	240615	TRW Ø 38 - Halter
			→	☐; passend für Felgenreöße [Zoll]: 15 / 16; → 12/10	24.3384-1774.5	240616	TRW Ø 38 - Halter
 <b>Bremsschlauch</b>							
1.5 dCi	80	06/09→		☐; → 12/10	2	24.5229-0185.3	330397 L= 185
1.5 dCi (KW0F)	76	02/09→	←	→ 12/10	2	24.5111-0485.3	331370 L= 485
1.5 dCi (KW0G)	66	06/09→					
1.6 (KW0D)	78	02/09→	→	☐; 10/09→ 12/10		24.5239-0180.3	331464 L= 180
			→	☐; → 09/09		24.5239-0180.3	331464 L= 180
			→	☐; 10/09→ 12/10		24.5279-0180.3	331465 L= 180
1.5 dCi 75	55	09/10→		☐; → 12/10	2	24.5229-0185.3	330397 L= 185
			←	→ 12/10	2	24.5111-0485.3	331370 L= 485
			→	☐; → 12/10		24.5239-0180.3	331464 L= 180
			→	☐; → 12/10		24.5279-0180.3	331465 L= 180
<b>RENAULT - KANGOO Express (FW0/1_) 02/08→</b>							
 <b>Bremssattel</b>							
1.2 TCe 115	84	07/13→	←	☐; passend für Felgenreöße [Zoll]: 14; V	24.3541-1849.5	240707	TRW Ø 54 - Halter
1.5 dCi	50	02/08→					
1.5 dCi (FW0F)	76	02/08→	←	☐; passend für Felgenreöße [Zoll]: 14; V	24.3541-1850.5	240708	TRW Ø 54 - Halter
1.5 dCi 110	80	09/10→	→	☐;	24.3384-1773.5	240615	TRW Ø 38 - Halter
1.5 dCi 75	55	09/10→					
1.5 dCi 85 (FW0A, FW0B)	63	02/08→	→	passend für Felgenreöße [Zoll]: 15 / 16	24.3384-1774.5	240616	TRW Ø 38 - Halter
1.5 dCi 90 (FW0G)	66	06/09→					
1.6	64	02/08→					

	kw				! #		
--	----	--	--	--	-----	--	--

**RENAULT - KANGOO Express (FW0/1\_) 02/08→**


 **Bremssattel**

1.6 16V	78	02/08→	←	☐; passend für Felgenreöße [Zoll]: 14; V	24.3541-1849.5	240707	TRW Ø 54 - Halter
1.6 16V LPG	72	02/08→	←	☐; passend für Felgenreöße [Zoll]: 14; V	24.3541-1850.5	240708	TRW Ø 54 - Halter
Z.E.	44	10/11→	→	☐; passend für Felgenreöße [Zoll]: 15 / 16	24.3384-1773.5	240615	TRW Ø 38 - Halter
			→	☐; passend für Felgenreöße [Zoll]: 15 / 16	24.3384-1774.5	240616	TRW Ø 38 - Halter
1.5 dCi 110	81	09/13→	←	☐; passend für Felgenreöße [Zoll]: 14; V	24.3541-1849.5	240707	TRW Ø 54 - Halter
			←	☐; passend für Felgenreöße [Zoll]: 14; V	24.3541-1850.5	240708	TRW Ø 54 - Halter
			→	☐	24.3384-1773.5	240615	TRW Ø 38 - Halter
			→	☐	24.3384-1774.5	240616	TRW Ø 38 - Halter

 **Bremsschlauch**

1.2 TCe 115	84	07/13→	←		2	24.5111-0485.3	331370	L= 485
1.5 dCi 110	81	09/13→	→	☐		24.5201-0180.3	331498	L= 180
			→	☐		24.5239-0180.3	331464	L= 180
1.5 dCi	50	02/08→		☐	2	24.5229-0185.3	330397	L= 185
1.5 dCi (FW0F)	76	02/08→						
1.5 dCi 85 (FW0A, FW0B)	63	02/08→	←		2	24.5111-0485.3	331370	L= 485
1.5 dCi 90 (FW0G)	66	06/09→	→	☐; 04/11→		24.5201-0180.3	331498	L= 180
1.6	64	02/08→	→	☐; 10/09→ 03/11		24.5239-0180.3	331464	L= 180
1.6 16V	78	02/08→	→	☐; 04/11→		24.5239-0180.3	331464	L= 180
1.6 16V LPG	72	02/08→	→	☐; → 09/09		24.5239-0180.3	331464	L= 180
			→	☐; 10/09→ 03/11		24.5279-0180.3	331465	L= 180
1.5 dCi 110	80	09/10→		☐	2	24.5229-0185.3	330397	L= 185
1.5 dCi 75	55	09/10→	←		2	24.5111-0485.3	331370	L= 485
			→	☐; 04/11→		24.5201-0180.3	331498	L= 180
			→	☐; 04/11→		24.5239-0180.3	331464	L= 180
			→	☐; → 03/11		24.5239-0180.3	331464	L= 180
			→	☐; → 03/11		24.5279-0180.3	331465	L= 180
Z.E.	44	10/11→		☐	2	24.5229-0185.3	330397	L= 185
			←		2	24.5111-0485.3	331370	L= 485
			→	☐		24.5201-0180.3	331498	L= 180
			→	☐		24.5239-0180.3	331464	L= 180











**RENAULT - KANGOO Rapid (FC0/1\_) 08/97→**

 **Bremssattel**











1.0	40	07/03→	←	☐; → 12/07	24.3541-1765.5	240235	BOS Ø 54 - Halter
1.2 16V (FC05)	55	10/01→	←	☐; → 12/07	24.3541-1766.5	240236	BOS Ø 54 - Halter
1.5 dCi	45	10/05→					
1.5 dCi (FC07, FC1R)	48	12/01→					
1.5 dCi (FC08, FC09)	60	04/03→					
1.5 dCi (FC1E)	50	06/05→					
1.5 dCi (FC1G)	62	06/05→					
1.5 dCi (FC1R)	42	12/02→					
1.6 16V	70	10/01→					
1.6 16V bivalent	60	06/05→					
1.9 dCi (FC0V)	62	07/03→					
1.9 dTi (FC0U)	59	02/00→					
1.0	50	01/02→01/07	←	☐; 07/03→	24.3541-1765.5	240235	BOS Ø 54 - Halter
			←	☐; 07/03→	24.3541-1766.5	240236	BOS Ø 54 - Halter
1.2 (FC01, FC0A, FC0F)	43	08/97→	←	☐; 03/98→ 12/07	24.3541-1765.5	240235	BOS Ø 54 - Halter
1.4 (FC0C, FC0B, FC0H, FC0M)	55	08/97→	←	☐; 03/98→ 12/07	24.3541-1766.5	240236	BOS Ø 54 - Halter
D 55 1.9 (FC0D)	40	08/97→					
D 65 1.9 (FC0E, FC02, FC0J, FC0N)	47	08/97→					
1.2 (FC1A)	44	07/98→07/01	←	☐	24.3541-1765.5	240235	BOS Ø 54 - Halter
1.2 BiFuel	43	07/98→07/01	←	☐	24.3541-1766.5	240236	BOS Ø 54 - Halter
1.6	66	09/99→06/01					
1.9 D (FC0J)	48	09/99→06/03					











 **Bremsschlauch**









1.0	40	07/03→	←	→ 12/07	2	24.5111-0336.3	330570	L= 335
1.2 16V (FC05)	55	10/01→	→	☐; → 12/07		24.5111-0336.3	330570	L= 335
1.5 dCi	45	10/05→						
1.5 dCi (FC07, FC1R)	48	12/01→						








	kw			 	! #		
<b>RENAULT - KANGOO Rapid (FC0/1_) 08/97→</b>							
 <b>Bremsschlauch</b>							
1.5 dCi (FC08, FC09)	60	04/03→	➡	☐; → 12/07		24.5229-0193.3 330571	L= 193
1.5 dCi (FC1E)	50	06/05→					
1.5 dCi (FC1G)	62	06/05→					
1.5 dCi (FC1R)	42	12/02→					
1.6 16V	70	10/01→					
1.6 16V 4x4 (FC0L, FC0P, FC0S)	70	10/01→					
1.6 16V bivalent	60	06/05→					
1.9 dCi 4x4 (FC0V)	59	10/01→					
1.9 dCi 4x4 (FC0V)	62	07/03→					
1.9 dTi (FC0U)	59	02/00→					
1.0	50	01/02→01/07	⬅	07/03→	2	24.5111-0336.3 330570	L= 335
			➡	☐; 07/03→		24.5111-0336.3 330570	L= 335
			➡	☐; 07/03→		24.5229-0193.3 330571	L= 193
1.2 (FC01, FC0A, FC0F)	43	08/97→	⬅	03/98→ 12/07	2	24.5111-0336.3 330570	L= 335
1.4 (FC0C, FC0B, FC0H, FC0M)	55	08/97→	➡	☐; 03/98→ 12/07		24.5111-0336.3 330570	L= 335
D 55 1.9 (FC0D)	40	08/97→	➡	☐; 03/98→ 12/07		24.5229-0193.3 330571	L= 193
D 65 1.9 (FC0E, FC02, FC0J, FC0N)	47	08/97→					
1.2 (FC1A)	44	07/98→07/01	⬅		2	24.5111-0336.3 330570	L= 335
1.2 BiFuel	43	07/98→07/01					
1.6	66	09/99→06/01	➡	☐		24.5111-0336.3 330570	L= 335
1.9 D (FC0J)	48	09/99→06/03	➡	☐		24.5229-0193.3 330571	L= 193
1.9 dCi (FC0V)	62	07/03→	⬅	→ 12/07	2	24.5111-0336.3 330570	L= 335
<b>RENAULT - KOLEOS I (HY_) 09/08→</b>							
 <b>Bremsschlauch</b>							
2.0 dCi (HY0K)	110	09/08→	⬅	☐; → 12/09		24.5267-0625.3 331332	L= 625
2.0 dCi 4x4 (HY0B)	127	09/08→					
2.0 dCi 4x4 (HY0K)	110	09/08→	⬅	☐; → 12/09		24.5267-0626.3 331333	L= 625
2.5 (HY0C, HY0N)	126	09/08→	➡	☐; → 12/09		24.5290-0240.3 331334	L= 240
2.5 4x4 (HY0C, HY0N)	126	09/08→	➡	☐; → 12/09		24.5290-0241.3 331335	L= 240
<b>RENAULT - LAGUNA I (B56_, 556_) 11/93→08/02</b>							
 <b>Bremssattel</b>							
1.6 16V (B568, B561)	79	11/97→03/01	⬅	☐; → 02/01		24.3541-1749.5 240427	TRW Ø 54 - Halter
1.8 16V (B563, B564)	88	04/98→03/01					
1.9 dCi (B56W)	79	09/99→03/01	⬅	☐; → 02/01		24.3541-1750.5 240428	TRW Ø 54 - Halter
1.9 dTi (B56J)	72	10/97→03/01					
2.0	80	03/99→03/01					
2.0 16V (556A/B)	103	09/99→03/01					
1.8	69	06/95→02/01	⬅	☐		24.3541-1741.5 240215	TRW Ø 54 - Halter
1.8	70	06/95→06/98	⬅	☐		24.3541-1742.5 240216	TRW Ø 54 - Halter
1.8 (B56A/B)	66	11/93→03/01	⬅	☐; 10/94→ 02/01		24.3541-1741.5 240215	TRW Ø 54 - Halter
			⬅	☐; 10/94→ 02/01		24.3541-1742.5 240216	TRW Ø 54 - Halter
1.8 (B56S/T/0)	66	08/95→03/01	⬅	☐; → 04/98		24.3541-1741.5 240215	TRW Ø 54 - Halter
			⬅	☐; → 04/98		24.3541-1742.5 240216	TRW Ø 54 - Halter
			⬅	☐; 05/98→ 02/01		24.3541-1749.5 240427	TRW Ø 54 - Halter
			⬅	☐; 05/98→ 02/01		24.3541-1750.5 240428	TRW Ø 54 - Halter
1.8 (B56Z)	69	08/95→03/01	⬅	☐; → 02/01		24.3541-1741.5 240215	TRW Ø 54 - Halter
2.0 (B56C/H/N)	83	11/93→03/01	⬅	☐; → 02/01		24.3541-1742.5 240216	TRW Ø 54 - Halter
2.2 D (B56F/2)	61	11/93→03/01					
2.0	70	11/93→03/01	⬅	☐; 06/95→ 04/98		24.3541-1741.5 240215	TRW Ø 54 - Halter
			⬅	☐; 06/95→ 04/98		24.3541-1742.5 240216	TRW Ø 54 - Halter
			⬅	☐; 05/98→ 02/01		24.3541-1749.5 240427	TRW Ø 54 - Halter
			⬅	☐; 05/98→ 02/01		24.3541-1750.5 240428	TRW Ø 54 - Halter
2.0	84	06/95→02/01	⬅	☐; → 04/98		24.3541-1741.5 240215	TRW Ø 54 - Halter
			⬅	☐; → 04/98		24.3541-1742.5 240216	TRW Ø 54 - Halter
			⬅	☐; 05/98→		24.3541-1749.5 240427	TRW Ø 54 - Halter
			⬅	☐; 05/98→		24.3541-1750.5 240428	TRW Ø 54 - Halter
2.0 (556A)	102	09/99→02/01	⬅	☐		24.3541-1749.5 240427	TRW Ø 54 - Halter
			⬅	☐		24.3541-1750.5 240428	TRW Ø 54 - Halter
2.0 16V (B56D/M)	102	06/95→03/01	⬅	☐; 11/98→ 02/01		24.3541-1749.5 240427	TRW Ø 54 - Halter
			⬅	☐; 09/99→ 02/01		24.3541-1749.5 240427	TRW Ø 54 - Halter
↓							

















	kw			 	! #		
<b>RENAULT - LAGUNA I (B56_, 556_) 11/93→08/02</b>							
 <b>Bremssattel</b>							
2.0 16V (B56D/M)	102	06/95→03/01	←	☐; 09/99→ 02/01		24.3541-1750.5 240428	TRW Ø 54 - Halter
			←	☐; 11/98→ 02/01		24.3541-1750.5 240428	TRW Ø 54 - Halter
			←	☐; → 10/98		24.3601-1707.5 240229	TRW Ø 60 - Halter
			←	☐; → 10/98		24.3601-1708.5 240230	TRW Ø 60 - Halter
2.2 dT (B569)	83	03/96→03/01	←	☐; → 02/01		24.3601-1707.5 240229	TRW Ø 60 - Halter
3.0 (B56E/R, B565)	123	11/93→03/01	←				
3.0 24V (B56V)	140	03/97→03/01	←	☐; → 02/01		24.3601-1708.5 240230	TRW Ø 60 - Halter
 <b>Bremsschlauch</b>							
1.6 16V (B568, B561)	79	11/97→03/01	←	→ 02/01	2	24.5111-0445.3 330504	L= 445
1.9 dCi (B56W)	79	09/99→03/01	→	☐; → 02/01	2	24.5229-0285.3 330032	L= 285
1.9 dTi (B56J)	72	10/97→03/01	→				
2.0	80	03/99→03/01	→				
2.0 16V (556A/B)	103	09/99→03/01	→				
1.8	69	06/95→02/01	←		2	24.5111-0445.3 330504	L= 445
1.8	70	06/95→06/98	→	+ ABS	2	24.5111-0150.3 330497	L= 150
			→	☐	2	24.5229-0285.3 330032	L= 285
1.8 (B56A/B)	66	11/93→03/01	←	→ 02/01	2	24.5111-0445.3 330504	L= 445
			→	→ 02/99; + ABS	2	24.5111-0150.3 330497	L= 150
			→	☐; → 02/01; - ABS	2	24.5229-0285.3 330032	L= 285
1.8 (B56S/T/0)	66	08/95→03/01	←	→ 02/01	2	24.5111-0445.3 330504	L= 445
2.2 D (B56F/2)	61	11/93→03/01	→	→ 02/01; + ABS	2	24.5111-0150.3 330497	L= 150
			→	☐; → 02/01; - ABS	2	24.5229-0285.3 330032	L= 285
1.8 (B56Z)	69	08/95→03/01	←	→ 02/01	2	24.5111-0445.3 330504	L= 445
			→	→ 02/01; + ABS	2	24.5111-0150.3 330497	L= 150
			→	☐; → 02/01	2	24.5229-0285.3 330032	L= 285
1.8 16V (B563, B564)	88	04/98→03/01	←	→ 02/01	2	24.5111-0445.3 330504	L= 445
			→	→ 02/01	2	24.5111-0150.3 330497	L= 150
			→	☐; → 02/01	2	24.5229-0285.3 330032	L= 285
2.0	70	11/93→03/01	→	06/95→ 02/99	2	24.5111-0150.3 330497	L= 150
2.0	84	06/95→02/01	←		2	24.5111-0445.3 330504	L= 445
			→		2	24.5111-0150.3 330497	L= 150
			→	☐; 03/99→	2	24.5229-0285.3 330032	L= 285
2.0 (B56C/H/N)	83	11/93→03/01	→	→ 02/99	2	24.5111-0150.3 330497	L= 150
			→	→ 02/01; + ABS	2	24.5111-0150.3 330497	L= 150
			→	☐; → 02/01; - ABS	2	24.5229-0285.3 330032	L= 285
2.0 16V (B56D/M)	102	06/95→03/01	←	→ 02/01	2	24.5111-0445.3 330504	L= 445
3.0 (B56E/R, B565)	123	11/93→03/01	→	→ 02/01	2	24.5111-0150.3 330497	L= 150
			→	☐; → 02/01	2	24.5229-0285.3 330032	L= 285
2.2 dT (B569)	83	03/96→03/01	←	→ 02/01	2	24.5111-0445.3 330504	L= 445
3.0 24V (B56V)	140	03/97→03/01	→	→ 02/99	2	24.5111-0150.3 330497	L= 150
			→	☐; → 02/01	2	24.5229-0285.3 330032	L= 285
<b>RENAULT - LAGUNA I Grandtour (K56_) 09/95→08/02</b>							
 <b>Bremssattel</b>							
1.6 16V (K568)	79	11/97→03/01	←	☐; → 02/01		24.3541-1749.5 240427	TRW Ø 54 - Halter
1.9 dCi (K56W)	79	09/99→03/01	←	☐; → 02/01		24.3541-1750.5 240428	TRW Ø 54 - Halter
1.9 dTi (K56J)	72	10/97→03/01	←				
1.8 (K56S/T/0)	66	09/95→03/01	←	☐; → 02/01		24.3541-1741.5 240215	TRW Ø 54 - Halter
			←	☐; → 04/98		24.3541-1741.5 240215	TRW Ø 54 - Halter
			←	☐; → 04/98		24.3541-1742.5 240216	TRW Ø 54 - Halter
			←	☐; → 02/01		24.3541-1742.5 240216	TRW Ø 54 - Halter
			←	☐; 05/98→ 02/01		24.3541-1749.5 240427	TRW Ø 54 - Halter
			←	☐; 05/98→ 02/01		24.3541-1750.5 240428	TRW Ø 54 - Halter
1.8 (K56Z)	69	09/95→03/01	←	☐; → 02/01		24.3541-1741.5 240215	TRW Ø 54 - Halter
2.2 D (K56F/2, S56F)	61	09/95→03/01	←	☐; → 02/01		24.3541-1742.5 240216	TRW Ø 54 - Halter
1.8 16V (K563, K564)	88	04/98→03/01	←	☐; 05/99→ 02/01		24.3541-1749.5 240427	TRW Ø 54 - Halter
↓							

	kw			 	! #						
<b>RENAULT - LAGUNA I Grandtour (K56_) 09/95→08/02</b>											
 <b>Bremssattel</b>											
1.8 16V (K563, K564)	88	04/98→03/01	←	☐; 02/99→ 02/01	2	24.3541-1749.5	240427	TRW Ø 54 - Halter			
			←	☐; → 02/01		24.3541-1749.5	240427	TRW Ø 54 - Halter			
			←	☐; 02/99→ 02/01		24.3541-1750.5	240428	TRW Ø 54 - Halter			
			←	☐; 05/99→ 02/01		24.3541-1750.5	240428	TRW Ø 54 - Halter			
			←	☐; → 02/01		24.3541-1750.5	240428	TRW Ø 54 - Halter			
2.0	84	10/98→01/01	←	☐	2	24.3541-1741.5	240215	TRW Ø 54 - Halter			
			←	☐		24.3541-1742.5	240216	TRW Ø 54 - Halter			
2.0 (K56C/H)	83	09/95→03/01	←	☐; → 02/01	2	24.3541-1741.5	240215	TRW Ø 54 - Halter			
			←	☐; 11/95→ 04/98		24.3541-1741.5	240215	TRW Ø 54 - Halter			
			←	☐; → 02/01		24.3541-1742.5	240216	TRW Ø 54 - Halter			
			←	☐; 11/95→ 04/98		24.3541-1742.5	240216	TRW Ø 54 - Halter			
			←	☐; 05/98→ 02/01		24.3541-1749.5	240427	TRW Ø 54 - Halter			
			←	☐; 05/98→ 02/01		24.3541-1750.5	240428	TRW Ø 54 - Halter			
2.0 16V (A56A/B)	103	09/99→03/01	←	☐; → 02/01	2	24.3601-1707.5	240229	TRW Ø 60 - Halter			
			←	☐; → 02/01		24.3601-1708.5	240230	TRW Ø 60 - Halter			
2.2 dT (K569)	83	03/96→03/01	←	☐; → 02/01	2	24.3601-1708.5	240230	TRW Ø 60 - Halter			
3.0 (K56R, K565)	123	02/96→03/01	←	☐; → 02/01							
3.0 24V (K56V)	140	03/97→03/01	←	☐; → 02/01	2	24.3601-1707.5	240229	TRW Ø 60 - Halter			
2.0 16V (K56D/M)	102	09/95→03/01	←	☐; → 02/01							
			←	☐; 09/99→ 02/01					24.3601-1707.5	240229	TRW Ø 60 - Halter
			←	☐; → 02/01	24.3601-1708.5	240230	TRW Ø 60 - Halter				
			←	☐; 09/99→ 02/01	24.3601-1708.5	240230	TRW Ø 60 - Halter				
 <b>Bremsschlauch</b>											
1.6 16V (K568)	79	11/97→03/01	←	→ 02/01	2	24.5111-0445.3	330504	L= 445			
1.8 16V (K563, K564)	88	04/98→03/01	←	→ 02/01							
1.9 dCi (K56W)	79	09/99→03/01	→	☐; → 02/01	2	24.5229-0285.3	330032	L= 285			
1.9 dTi (K56J)	72	10/97→03/01	→	☐; → 02/01							
1.8 (K56S/T/O)	66	09/95→03/01	←	→ 02/01	2	24.5111-0445.3	330504	L= 445			
1.8 (K56Z)	69	09/95→03/01	←	→ 02/01							
2.0 (K56C/H)	83	09/95→03/01	→	→ 02/01; + ABS	2	24.5111-0150.3	330497	L= 150			
2.2 D (K56F/2, S56F)	61	09/95→03/01	→	☐; → 02/01							
2.0	84	10/98→01/01	←		2	24.5111-0445.3	330504	L= 445			
			→	+ ABS					24.5111-0150.3	330497	L= 150
			→	☐					24.5229-0285.3	330032	L= 285
2.0 16V (K56D/M)	102	09/95→03/01	←	→ 02/01	2	24.5111-0445.3	330504	L= 445			
			→	→ 02/99					24.5111-0150.3	330497	L= 150
			→	→ 02/01					24.5111-0150.3	330497	L= 150
			→	☐; → 02/01					24.5229-0285.3	330032	L= 285
2.2 dT (K569)	83	03/96→03/01	←	→ 02/01	2	24.5111-0445.3	330504	L= 445			
			→	→ 02/99					24.5111-0150.3	330497	L= 150
			→	☐; → 02/01					24.5229-0285.3	330032	L= 285
3.0 (K56R, K565)	123	02/96→03/01	←	→ 02/01	2	24.5111-0445.3	330504	L= 445			
			→	→ 02/01					24.5111-0150.3	330497	L= 150
			→	☐; → 02/01					24.5229-0285.3	330032	L= 285
<b>RENAULT - LAGUNA II (BG0/1_) 03/01→</b>											
 <b>Bremssattel</b>											
1.6 1.6 LPG 1.6 LPG	76 76 79	03/01→05/05 03/01→05/05 03/01→05/05	←	☐; für Bremsscheibendurchmesser [mm]: 300	2	11.9571-9841.2	220401	ATE Ø 57 - Halter			
			←	☐; passend für Felgengröße [Zoll]: 16 / 17; für Leichtmetallfelgen		24.3571-9841.5	240501	ATE Ø 57 - Halter			
			←	☐; für Bremsscheibendurchmesser [mm]: 300		11.9571-9842.2	220402	ATE Ø 57 - Halter			
			→	☐		24.3571-9842.5	240502	ATE Ø 57 - Halter			
			→	☐		11.9387-7001.2	220397	ATE Ø 38 - Halter			
1.6 16V (BG0A, BG0L) 1.6 16V (BG1G, BG1H)	79 82	03/01→ 02/05→	←	☐; → 06/07; für Bremsscheibendurchmesser [mm]: 300	2	11.9571-9841.2	220401	ATE Ø 57 - Halter			
			←	☐; → 06/07; für Bremsscheibendurchmesser [mm]: 300		24.3571-9841.5	240501	ATE Ø 57 - Halter			









	kw			 	! #		
<b>RENAULT - LAGUNA II (BG0/1_) 03/01→</b>							
<b> Bremssattel</b>							
1.8 16V (BG04, BG0B, BG0C, BG0V)	86	03/01→	←	☐; → 06/07; passend für Felgenreöße [Zoll]: 16 / 17; für Leichtmetallfelgen	11.9571-9842.2	220402	ATE Ø 57 - Halter
1.8 16V (BG06, BG0J, BG0M)	85	03/01→	←	☐; → 06/07; für Bremsscheibendurchmesser [mm]: 300	24.3571-9842.5	240502	ATE Ø 57 - Halter
1.8 16V (BG0B, BG0C, BG0J, BG0M, BG0V)	89	03/01→	←				
1.8 16V (BG0B, BG0M)	88	03/01→	→	☐; → 06/07	11.9387-7001.2	220397	ATE Ø 38 - Halter
1.9 dCi	79	03/01→	→	☐; → 06/07	11.9387-7002.2	220398	ATE Ø 38 - Halter
1.9 dCi	85	09/05→	→				
1.9 dCi	92	09/05→	→				
1.9 dCi (BG05)	68	03/04→					
1.9 dCi (BG08, BG0G)	88	03/01→					
1.9 dCi (BG0E)	77	06/01→					
1.9 dCi (BG0R)	74	10/01→					
1.9 dCi (BG1A, BG1V)	96	05/05→					
1.9 dCi (BG1A, BG1W)	81	01/05→					
2.0 16V	98	08/02→					
2.0 16V (BG00, BG0K, BG0P, BG0W)	99	08/02→					
2.0 16V IDE (BG0N)	103	04/01→					
2.0 16V	125	01/05→	←	☐; → 06/07	11.9601-9787.2	220585	ATE Ø 60 - Halter
2.0 16V	150	01/05→			24.3601-9787.5	240505	ATE Ø 60 - Halter
2.0 16V Turbo (BG0S, BG0Z, BG1L, BG1M)	120	01/03→	←	☐; → 06/07	11.9601-9788.2	220586	ATE Ø 60 - Halter
2.0 dCi (BG14, BG1S)	127	01/06→			24.3601-9788.5	240506	ATE Ø 60 - Halter
2.0 dCi (BG1T)	110	08/05→	→	☐; → 06/07	11.9387-7001.2	220397	ATE Ø 38 - Halter
3.0 V6 24V (BG01, BG02, BG0D, BG0Y)	152	03/01→	→	☐; → 06/07	11.9387-7002.2	220398	ATE Ø 38 - Halter
2.2 dCi	102	05/05→	←	☐; → 06/07	11.9571-9841.2	220401	ATE Ø 57 - Halter
					24.3571-9841.5	240501	ATE Ø 57 - Halter
			←	☐; → 06/07	11.9571-9842.2	220402	ATE Ø 57 - Halter
					24.3571-9842.5	240502	ATE Ø 57 - Halter
			→	☐; → 06/07	11.9387-7001.2	220397	ATE Ø 38 - Halter
			→	☐; → 06/07	11.9387-7002.2	220398	ATE Ø 38 - Halter
2.2 dCi (BG09)	85	04/04→10/05	←	☐	11.9571-9841.2	220401	ATE Ø 57 - Halter
					11.9601-9787.2	220585	ATE Ø 60 - Halter
					24.3571-9841.5	240501	ATE Ø 57 - Halter
					24.3601-9787.5	240505	ATE Ø 60 - Halter
			←	☐	11.9571-9842.2	220402	ATE Ø 57 - Halter
					11.9601-9788.2	220586	ATE Ø 60 - Halter
					24.3571-9842.5	240502	ATE Ø 57 - Halter
					24.3601-9788.5	240506	ATE Ø 60 - Halter
			→	☐	11.9387-7001.2	220397	ATE Ø 38 - Halter
			→	☐	11.9387-7002.2	220398	ATE Ø 38 - Halter
2.2 dCi (BG0F)	110	10/01→	←	☐; → 11/01	11.9571-9841.2	220401	ATE Ø 57 - Halter
					24.3571-9841.5	240501	ATE Ø 57 - Halter
			←	☐; 05/05→ 06/07	11.9571-9841.2	220401	ATE Ø 57 - Halter
					24.3571-9841.5	240501	ATE Ø 57 - Halter
			←	☐; 05/05→ 06/07	11.9571-9842.2	220402	ATE Ø 57 - Halter
					24.3571-9842.5	240502	ATE Ø 57 - Halter
			←	☐; → 11/01	11.9571-9842.2	220402	ATE Ø 57 - Halter
					24.3571-9842.5	240502	ATE Ø 57 - Halter
			←	☐; 12/01→ 04/05	11.9601-9787.2	220585	ATE Ø 60 - Halter
					24.3601-9787.5	240505	ATE Ø 60 - Halter
			←	☐; 12/01→ 04/05	11.9601-9788.2	220586	ATE Ø 60 - Halter
					24.3601-9788.5	240506	ATE Ø 60 - Halter
			→	☐; → 06/07	11.9387-7001.2	220397	ATE Ø 38 - Halter
			→	☐; → 06/07	11.9387-7002.2	220398	ATE Ø 38 - Halter
2.9 V6 24V	155	03/01→08/07	←	☐	11.9601-9787.2	220585	ATE Ø 60 - Halter
2.9 V6 24V	157	09/02→12/05			24.3601-9787.5	240505	ATE Ø 60 - Halter
			←	☐	11.9601-9788.2	220586	ATE Ø 60 - Halter
					24.3601-9788.5	240506	ATE Ø 60 - Halter
			→	☐	11.9387-7001.2	220397	ATE Ø 38 - Halter
			→	☐	11.9387-7002.2	220398	ATE Ø 38 - Halter
<b>Halter, Bremssattel</b>							
1.6	76	03/01→05/05	→		11.8170-0872.1	260121	ATE
1.6 LPG	76	03/01→05/05					
↓							








	kW			 	! #		
<b>RENAULT - LAGUNA II (BG0/1_) 03/01→</b>							
<b>Halter, Bremssattel</b>							
1.6 LPG	79	03/01→05/05	➔			11.8170-0872.1 260121	ATE
2.2 dCi (BG09)	85	04/04→10/05					
2.9 V6 24V	155	03/01→08/07					
2.9 V6 24V	157	09/02→12/05					
1.6 16V (BG0A, BG0L)	79	03/01→	➔	→ 06/07		11.8170-0872.1 260121	ATE
1.6 16V (BG1G, BG1H)	82	02/05→					
1.8 16V (BG04, BG0B, BG0C, BG0V)	86	03/01→					
1.8 16V (BG06, BG0J, BG0M)	85	03/01→					
1.8 16V (BG0B, BG0C, BG0J, BG0M, BG0V)	89	03/01→					
1.8 16V (BG0B, BG0M)	88	03/01→					
1.9 dCi	79	03/01→					
1.9 dCi	85	09/05→					
1.9 dCi	92	09/05→					
1.9 dCi (BG05)	68	03/04→					
1.9 dCi (BG08, BG0G)	88	03/01→					
1.9 dCi (BG0E)	77	06/01→					
1.9 dCi (BG0R)	74	10/01→					
1.9 dCi (BG1A, BG1V)	96	05/05→					
1.9 dCi (BG1A, BG1W)	81	01/05→					
2.0 16V	98	08/02→					
2.0 16V	125	01/05→					
2.0 16V	150	01/05→					
2.0 16V (BG00, BG0K, BG0P, BG0W)	99	08/02→					
2.0 16V IDE (BG0N)	103	04/01→					
2.0 16V Turbo (BG0S, BG0Z, BG1L, BG1M)	120	01/03→					
2.0 dCi (BG14, BG1S)	127	01/06→					
2.0 dCi (BG1T)	110	08/05→					
2.2 dCi	102	05/05→					
2.2 dCi (BG0F)	110	10/01→					
3.0 V6 24V (BG01, BG02, BG0D, BG0Y)	152	03/01→					
<b>Feder, Bremssattel</b>							
1.6	76	03/01→05/05			2	11.8116-0301.1 390610	ATE
1.6 LPG	76	03/01→05/05	➔		2	11.8116-0340.1 390595	ATE
1.6 LPG	79	03/01→05/05					
2.2 dCi (BG09)	85	04/04→10/05					
2.9 V6 24V	155	03/01→08/07					
2.9 V6 24V	157	09/02→12/05					
1.6 16V (BG0A, BG0L)	79	03/01→		→ 06/07	2	11.8116-0301.1 390610	ATE
1.6 16V (BG1G, BG1H)	82	02/05→	➔	→ 06/07	2	11.8116-0340.1 390595	ATE
1.8 16V (BG04, BG0B, BG0C, BG0V)	86	03/01→					
1.8 16V (BG06, BG0J, BG0M)	85	03/01→					
1.8 16V (BG0B, BG0C, BG0J, BG0M, BG0V)	89	03/01→					
1.8 16V (BG0B, BG0M)	88	03/01→					
1.9 dCi	79	03/01→					
1.9 dCi	85	09/05→					
1.9 dCi	92	09/05→					
1.9 dCi (BG05)	68	03/04→					
1.9 dCi (BG08, BG0G)	88	03/01→					
1.9 dCi (BG0E)	77	06/01→					
1.9 dCi (BG0R)	74	10/01→					
1.9 dCi (BG1A, BG1V)	96	05/05→					
1.9 dCi (BG1A, BG1W)	81	01/05→					
2.0 16V	98	08/02→					
2.0 16V	125	01/05→					
2.0 16V	150	01/05→					
2.0 16V (BG00, BG0K, BG0P, BG0W)	99	08/02→					
2.0 16V IDE (BG0N)	103	04/01→					
2.0 16V Turbo (BG0S, BG0Z, BG1L, BG1M)	120	01/03→					
2.0 dCi (BG14, BG1S)	127	01/06→					
2.0 dCi (BG1T)	110	08/05→					
2.2 dCi	102	05/05→					
3.0 V6 24V (BG01, BG02, BG0D, BG0Y)	152	03/01→					
2.2 dCi (BG0F)	110	10/01→		05/05→ 06/07	2	11.8116-0301.1 390610	ATE
				12/01→ 04/05	2	11.8116-0301.1 390610	ATE
				→ 11/01	2	11.8116-0301.1 390610	ATE
			➔	→ 06/07	2	11.8116-0340.1 390595	ATE
↓							

	kW			 	! #		
<b>RENAULT - LAGUNA II (BG0/1_) 03/01→</b>							
<b>Führungshülzensatz, Bremsattel</b>							
1.6	76	03/01→05/05	←			11.0101-5407.2	260011 ATE
1.6 LPG	76	03/01→05/05					
1.6 LPG	79	03/01→05/05					
2.2 dCi (BG09)	85	04/04→10/05					
2.9 V6 24V	155	03/01→08/07					
2.9 V6 24V	157	09/02→12/05					
1.6 16V (BG0A, BG0L)	79	03/01→	←	→ 06/07		11.0101-5407.2	260011 ATE
1.6 16V (BG1G, BG1H)	82	02/05→					
1.8 16V (BG04, BG0B, BG0C, BG0V)	86	03/01→					
1.8 16V (BG06, BG0J, BG0M)	85	03/01→					
1.8 16V (BG0B, BG0C, BG0J, BG0M, BG0V)	89	03/01→					
1.8 16V (BG0B, BG0M)	88	03/01→					
1.9 dCi	79	03/01→					
1.9 dCi	85	09/05→					
1.9 dCi	92	09/05→					
1.9 dCi (BG05)	68	03/04→					
1.9 dCi (BG08, BG0G)	88	03/01→					
1.9 dCi (BG0E)	77	06/01→					
1.9 dCi (BG0R)	74	10/01→					
1.9 dCi (BG1A, BG1V)	96	05/05→					
1.9 dCi (BG1A, BG1W)	81	01/05→					
2.0 16V	98	08/02→					
2.0 16V	125	01/05→					
2.0 16V	150	01/05→					
2.0 16V (BG00, BG0K, BG0P, BG0W)	99	08/02→					
2.0 16V IDE (BG0N)	103	04/01→					
2.0 16V Turbo (BG0S, BG0Z, BG1L, BG1M)	120	01/03→					
2.0 dCi (BG14, BG1S)	127	01/06→					
2.0 dCi (BG1T)	110	08/05→					
2.2 dCi	102	05/05→					
3.0 V6 24V (BG01, BG02, BG0D, BG0Y)	152	03/01→					
2.2 dCi (BG0F)	110	10/01→	←	→ 11/01		11.0101-5407.2	260011 ATE
			←	12/01→ 04/05		11.0101-5407.2	260011 ATE
			←	05/05→ 06/07		11.0101-5407.2	260011 ATE
<b>Führungsbolzen, Bremsattel</b>							
1.6	76	03/01→05/05	←			11.8171-0008.1	990049 ATE
1.6 LPG	76	03/01→05/05					
1.6 LPG	79	03/01→05/05					
2.2 dCi (BG09)	85	04/04→10/05					
2.9 V6 24V	155	03/01→08/07					
2.9 V6 24V	157	09/02→12/05					
1.6 16V (BG0A, BG0L)	79	03/01→	←	→ 06/07		11.8171-0008.1	990049 ATE
1.6 16V (BG1G, BG1H)	82	02/05→					
1.8 16V (BG04, BG0B, BG0C, BG0V)	86	03/01→					
1.8 16V (BG06, BG0J, BG0M)	85	03/01→					
1.8 16V (BG0B, BG0C, BG0J, BG0M, BG0V)	89	03/01→					
1.8 16V (BG0B, BG0M)	88	03/01→					
1.9 dCi	79	03/01→					
1.9 dCi	85	09/05→					
1.9 dCi	92	09/05→					
1.9 dCi (BG05)	68	03/04→					
1.9 dCi (BG08, BG0G)	88	03/01→					
1.9 dCi (BG0E)	77	06/01→					
1.9 dCi (BG0R)	74	10/01→					
1.9 dCi (BG1A, BG1V)	96	05/05→					
1.9 dCi (BG1A, BG1W)	81	01/05→					
2.0 16V	98	08/02→					
2.0 16V	125	01/05→					
2.0 16V	150	01/05→					
2.0 16V (BG00, BG0K, BG0P, BG0W)	99	08/02→					
2.0 16V IDE (BG0N)	103	04/01→					
2.0 16V Turbo (BG0S, BG0Z, BG1L, BG1M)	120	01/03→					
2.0 dCi (BG14, BG1S)	127	01/06→					
2.0 dCi (BG1T)	110	08/05→					
2.2 dCi	102	05/05→					
3.0 V6 24V (BG01, BG02, BG0D, BG0Y)	152	03/01→					
2.2 dCi (BG0F)	110	10/01→	←	→ 11/01		11.8171-0008.1	990049 ATE
↓							








	kw					! #		
<b>RENAULT - LAGUNA II (BG0/1_) 03/01→</b>								
<b>Führungsbolzen, Bremsattel</b>								
2.2 dCi (BG0F)	110	10/01→	←	12/01→ 04/05		11.8171-0008.1	990049	ATE
			←	05/05→ 06/07		11.8171-0008.1	990049	ATE
<b>Dichtungssatz, Bremsattel</b>								
2.0 16V	125	01/05→	←	→ 06/07		11.0441-6008.2	250038	ATE für Kolben-Ø [mm]: 60
2.0 16V	150	01/05→						
2.0 16V Turbo (BG0S, BG0Z, BG1L, BG1M)	120	01/03→						
2.0 dCi (BG14, BG1S)	127	01/06→						
2.0 dCi (BG1T)	110	08/05→						
3.0 V6 24V (BG01, BG02, BG0D, BG0Y)	152	03/01→						
2.2 dCi (BG09)	85	04/04→10/05	←			11.0441-6008.2	250038	ATE für Kolben-Ø [mm]: 60
2.9 V6 24V	155	03/01→08/07						
2.9 V6 24V	157	09/02→12/05						
2.2 dCi (BG0F)	110	10/01→	←	12/01→ 04/05		11.0441-6008.2	250038	ATE für Kolben-Ø [mm]: 60
<b>Bremsschlauch</b>								
1.6	76	03/01→05/05	←		2	24.5252-0390.3	330702	L= 390
1.6 LPG	76	03/01→05/05						
1.6 LPG	79	03/01→05/05	→		2	24.5251-0185.3	330701	L= 185
2.2 dCi (BG09)	85	04/04→10/05						
2.9 V6 24V	155	03/01→08/07						
2.9 V6 24V	157	09/02→12/05						
1.6 16V (BG0A, BG0L)	79	03/01→	←	→ 06/07	2	24.5252-0390.3	330702	L= 390
1.6 16V (BG1G, BG1H)	82	02/05→						
1.8 16V (BG04, BG0B, BG0C, BG0V)	86	03/01→	→	→ 06/07	2	24.5251-0185.3	330701	L= 185
1.8 16V (BG06, BG0J, BG0M)	85	03/01→						
1.8 16V (BG0B, BG0C, BG0J, BG0M, BG0V)	89	03/01→						
1.8 16V (BG0B, BG0M)	88	03/01→						
1.9 dCi	79	03/01→						
1.9 dCi	85	09/05→						
1.9 dCi	92	09/05→						
1.9 dCi (BG05)	68	03/04→						
1.9 dCi (BG08, BG0G)	88	03/01→						
1.9 dCi (BG0E)	77	06/01→						
1.9 dCi (BG0R)	74	10/01→						
1.9 dCi (BG1A, BG1V)	96	05/05→						
1.9 dCi (BG1A, BG1W)	81	01/05→						
2.0 16V	98	08/02→						
2.0 16V	125	01/05→						
2.0 16V	150	01/05→						
2.0 16V (BG00, BG0K, BG0P, BG0W)	99	08/02→						
2.0 16V IDE (BG0N)	103	04/01→						
2.0 16V Turbo (BG0S, BG0Z, BG1L, BG1M)	120	01/03→						
2.0 dCi (BG14, BG1S)	127	01/06→						
2.0 dCi (BG1T)	110	08/05→						
2.2 dCi	102	05/05→						
2.2 dCi (BG0F)	110	10/01→						
3.0 V6 24V (BG01, BG02, BG0D, BG0Y)	152	03/01→						
<b>RENAULT - LAGUNA II Grandtour (KG0/1_) 03/01→</b>								
<b>Bremssattel</b>								
1.6	76	03/01→10/05	←	☐;		11.9571-9841.2	220401	ATE Ø 57 - Halter
1.6 FlexFuel	76	06/01→10/03		für Bremsscheibendurchmesser [mm]:		24.3571-9841.5	240501	ATE Ø 57 - Halter
2.0 Flex	95	09/02→05/05		300				
2.0 Flex	97	09/02→05/05	←	☐;		11.9571-9842.2	220402	ATE Ø 57 - Halter
				für Bremsscheibendurchmesser [mm]:		24.3571-9842.5	240502	ATE Ø 57 - Halter
			→	300				
			→	☐		11.9387-7001.2	220397	ATE Ø 38 - Halter
			→	☐		11.9387-7002.2	220398	ATE Ø 38 - Halter
1.6 16V	82	02/05→	←	☐; → 06/07;		11.9571-9841.2	220401	ATE Ø 57 - Halter
1.6 16V (KG0A, KG0L)	79	03/01→		für Bremsscheibendurchmesser [mm]:		24.3571-9841.5	240501	ATE Ø 57 - Halter
1.6 Bifuel	79	06/05→12/07		300				
1.8 16V	86	03/01→						
1.8 16V	89	03/01→	←	☐; → 06/07;		11.9571-9842.2	220402	ATE Ø 57 - Halter
1.8 16V (KG0B, KG0M)	88	03/01→		für Bremsscheibendurchmesser [mm]:		24.3571-9842.5	240502	ATE Ø 57 - Halter
1.8 16V (KG0J)	85	03/01→		300				
1.9 dCi	79	03/01→	→	☐; → 06/07		11.9387-7001.2	220397	ATE Ø 38 - Halter
1.9 dCi	92	09/05→						
1.9 dCi (KG05)	68	03/04→	→	☐; → 06/07		11.9387-7002.2	220398	ATE Ø 38 - Halter
1.9 dCi (KG0E, KG0R)	74	10/01→						










	kw			 	! #		
<b>RENAULT - LAGUNA II Grandtour (KG0/1_) 03/01→</b>							
<b> Bremssattel</b>							
1.9 dCi (KG0E)	77	06/01→	←	☐; → 06/07; für Bremsscheibendurchmesser [mm]: 300	11.9571-9841.2	220401	ATE Ø 57 - Halter
1.9 dCi (KG0G)	88	03/01→	←	☐; → 06/07; für Bremsscheibendurchmesser [mm]: 300	24.3571-9841.5	240501	ATE Ø 57 - Halter
1.9 dCi (KG12)	85	08/05→09/07	←	☐; → 06/07; für Bremsscheibendurchmesser [mm]: 300	11.9571-9842.2	220402	ATE Ø 57 - Halter
1.9 dCi (KG1A, KG1W)	81	01/05→	←	☐; → 06/07; für Bremsscheibendurchmesser [mm]: 300	24.3571-9842.5	240502	ATE Ø 57 - Halter
1.9 dCi (KG1V)	96	05/05→	←	☐; → 06/07	11.9387-7001.2	220397	ATE Ø 38 - Halter
2.0 16V	98	10/04→09/07	→	☐; → 06/07	11.9387-7002.2	220398	ATE Ø 38 - Halter
2.0 16V (KG00, KG0K, KG0W)	99	08/02→	→	☐; → 06/07	11.9387-7001.2	220397	ATE Ø 38 - Halter
2.0 16V IDE (KG0N)	103	04/01→	→	☐; → 06/07	11.9387-7002.2	220398	ATE Ø 38 - Halter
1.9 dCi	66	08/03→09/07	←	☐; 03/04→ 06/07; für Bremsscheibendurchmesser [mm]: 300	11.9571-9841.2	220401	ATE Ø 57 - Halter
			←	☐; 03/04→ 06/07; für Bremsscheibendurchmesser [mm]: 300	24.3571-9841.5	240501	ATE Ø 57 - Halter
			→	☐; 03/04→ 06/07	11.9387-7001.2	220397	ATE Ø 38 - Halter
			→	☐; 03/04→ 06/07	24.3571-9842.5	240502	ATE Ø 57 - Halter
2.0 16V	125	01/05→	←	☐; → 06/07	11.9601-9787.2	220585	ATE Ø 60 - Halter
			←	☐; → 06/07	24.3601-9787.5	240505	ATE Ø 60 - Halter
			←	☐; → 06/07	11.9601-9788.2	220586	ATE Ø 60 - Halter
			←	☐; → 06/07	24.3601-9788.5	240506	ATE Ø 60 - Halter
2.0 16V Turbo (KG0S, KG0Z, KG1L, KG1M)	150	01/05→	←	☐; → 06/07	11.9387-7001.2	220397	ATE Ø 38 - Halter
2.0 dCi (KG1S)	127	01/06→	→	☐; → 06/07	11.9387-7002.2	220398	ATE Ø 38 - Halter
3.0 V6 24V (KG0D)	152	03/01→	→	☐; → 06/07	11.9387-7001.2	220397	ATE Ø 38 - Halter
2.0 dCi (KG1T)	110	08/05→	←	☐; → 06/07; passend für Felgengröße [Zoll]: 16	11.9571-9841.2	220401	ATE Ø 57 - Halter
			←	☐; → 06/07; passend für Felgengröße [Zoll]: 16	24.3571-9841.5	240501	ATE Ø 57 - Halter
			←	☐; → 06/07	11.9571-9842.2	220402	ATE Ø 57 - Halter
			←	☐; → 06/07	24.3571-9842.5	240502	ATE Ø 57 - Halter
			←	☐; → 06/07	11.9601-9787.2	220585	ATE Ø 60 - Halter
			←	☐; → 06/07	24.3601-9787.5	240505	ATE Ø 60 - Halter
2.2 dCi	102	05/05→	←	☐; → 06/07	11.9601-9788.2	220586	ATE Ø 60 - Halter
			←	☐; → 06/07	24.3601-9788.5	240506	ATE Ø 60 - Halter
			→	☐; → 06/07	11.9387-7001.2	220397	ATE Ø 38 - Halter
			→	☐; → 06/07	11.9387-7002.2	220398	ATE Ø 38 - Halter
			←	☐; → 06/07	11.9571-9841.2	220401	ATE Ø 57 - Halter
			←	☐; → 06/07	24.3571-9841.5	240501	ATE Ø 57 - Halter
2.2 dCi (KG09)	85	04/04→10/05	←	☐	11.9571-9842.2	220402	ATE Ø 57 - Halter
			←	☐	24.3571-9842.5	240502	ATE Ø 57 - Halter
			→	☐	11.9387-7001.2	220397	ATE Ø 38 - Halter
			→	☐	11.9387-7002.2	220398	ATE Ø 38 - Halter
2.2 dCi (KG0F)	110	10/01→	←	☐; → 11/01	11.9571-9841.2	220401	ATE Ø 57 - Halter
			←	☐; → 11/01	24.3571-9841.5	240501	ATE Ø 57 - Halter
			←	☐; 05/05→ 06/07	11.9571-9841.2	220401	ATE Ø 57 - Halter
			←	☐; 05/05→ 06/07	24.3571-9841.5	240501	ATE Ø 57 - Halter
			←	☐; 05/05→ 06/07	11.9571-9842.2	220402	ATE Ø 57 - Halter
			←	☐; 05/05→ 06/07	24.3571-9842.5	240502	ATE Ø 57 - Halter
			←	☐; → 11/01	11.9571-9842.2	220402	ATE Ø 57 - Halter
			←	☐; → 11/01	24.3571-9842.5	240502	ATE Ø 57 - Halter
2.9 V6 24V	157	09/02→12/05	←	☐; 12/01→ 04/05	11.9601-9787.2	220585	ATE Ø 60 - Halter
			←	☐; 12/01→ 04/05	24.3601-9787.5	240505	ATE Ø 60 - Halter
			←	☐; 12/01→ 04/05	11.9601-9788.2	220586	ATE Ø 60 - Halter
			←	☐; 12/01→ 04/05	24.3601-9788.5	240506	ATE Ø 60 - Halter
			→	☐; → 06/07	11.9387-7001.2	220397	ATE Ø 38 - Halter
			→	☐; → 06/07	11.9387-7002.2	220398	ATE Ø 38 - Halter
↓			←	☐	11.9601-9787.2	220585	ATE Ø 60 - Halter
			←	☐	24.3601-9787.5	240505	ATE Ø 60 - Halter
			←	☐	11.9601-9788.2	220586	ATE Ø 60 - Halter










	kw			 	! #		
<b>RENAULT - LAGUNA II Grandtour (KG0/1_) 03/01→</b>							
<b>Bremssattel</b>							
2.9 V6 24V	157	09/02→12/05	←	☐		24.3601-9788.5 240506	ATE Ø 60 - Halter
			→	☐		11.9387-7001.2 220397	ATE Ø 38 - Halter
			→	☐		11.9387-7002.2 220398	ATE Ø 38 - Halter
<b>Halter, Bremssattel</b>							
1.6	76	03/01→10/05	→			11.8170-0872.1 260121	ATE
1.6 FlexFuel	76	06/01→10/03					
2.0 Flex	95	09/02→05/05					
2.0 Flex	97	09/02→05/05					
2.2 dCi (KG09)	85	04/04→10/05					
2.9 V6 24V	157	09/02→12/05					
1.6 16V	82	02/05→	→	→ 06/07		11.8170-0872.1 260121	ATE
1.6 16V (KG0A, KG0L)	79	03/01→					
1.6 Bifuel	79	06/05→12/07					
1.8 16V	86	03/01→					
1.8 16V	89	03/01→					
1.8 16V (KG0B, KG0M)	88	03/01→					
1.8 16V (KG0J)	85	03/01→					
1.9 dCi	79	03/01→					
1.9 dCi	92	09/05→					
1.9 dCi (KG05)	68	03/04→					
1.9 dCi (KG0E, KG0R)	74	10/01→					
1.9 dCi (KG0E)	77	06/01→					
1.9 dCi (KG0G)	88	03/01→					
1.9 dCi (KG12)	85	08/05→09/07					
1.9 dCi (KG1A, KG1W)	81	01/05→					
1.9 dCi (KG1V)	96	05/05→					
2.0 16V	98	10/04→09/07					
2.0 16V	125	01/05→					
2.0 16V	150	01/05→					
2.0 16V (KG00, KG0K, KG0W)	99	08/02→					
2.0 16V IDE (KG0N)	103	04/01→					
2.0 16V Turbo (KG0S, KG0Z, KG1L, KG1M)	120	01/03→					
2.0 dCi (KG1S)	127	01/06→					
2.0 dCi (KG1T)	110	08/05→					
2.2 dCi	102	05/05→					
2.2 dCi (KG0F)	110	10/01→					
3.0 V6 24V (KG0D)	152	03/01→					
1.9 dCi	66	08/03→09/07	→	03/04→ 06/07		11.8170-0872.1 260121	ATE
<b>Feder, Bremssattel</b>							
1.6	76	03/01→10/05			2	11.8116-0301.1 390610	ATE
1.6 FlexFuel	76	06/01→10/03	→		2	11.8116-0340.1 390595	ATE
2.0 Flex	95	09/02→05/05					
2.0 Flex	97	09/02→05/05					
2.2 dCi (KG09)	85	04/04→10/05					
1.6 16V	82	02/05→		→ 06/07	2	11.8116-0301.1 390610	ATE
1.6 16V (KG0A, KG0L)	79	03/01→					
1.6 Bifuel	79	06/05→12/07	→	→ 06/07	2	11.8116-0340.1 390595	ATE
1.8 16V	86	03/01→					
1.8 16V	89	03/01→					
1.8 16V (KG0B, KG0M)	88	03/01→					
1.8 16V (KG0J)	85	03/01→					
1.9 dCi	79	03/01→					
1.9 dCi	92	09/05→					
1.9 dCi (KG05)	68	03/04→					
1.9 dCi (KG0E, KG0R)	74	10/01→					
1.9 dCi (KG0E)	77	06/01→					
1.9 dCi (KG0G)	88	03/01→					
1.9 dCi (KG12)	85	08/05→09/07					
1.9 dCi (KG1A, KG1W)	81	01/05→					
1.9 dCi (KG1V)	96	05/05→					
2.0 16V	98	10/04→09/07					
2.0 16V (KG00, KG0K, KG0W)	99	08/02→					
2.0 16V IDE (KG0N)	103	04/01→					
2.2 dCi	102	05/05→					
1.9 dCi	66	08/03→09/07		03/04→ 06/07	2	11.8116-0301.1 390610	ATE
			→	03/04→ 06/07	2	11.8116-0340.1 390595	ATE
2.0 16V	125	01/05→	→	→ 06/07	2	11.8116-0340.1 390595	ATE
2.0 16V	150	01/05→					
2.0 16V Turbo (KG0S, KG0Z, KG1L, KG1M)	120	01/03→					
2.0 dCi (KG1S)	127	01/06→					
3.0 V6 24V (KG0D)	152	03/01→					
2.0 dCi (KG1T)	110	08/05→		→ 06/07; passend für Felgenreöße [Zoll]: 16	2	11.8116-0301.1 390610	ATE
↓							












	kW					! #		
<b>RENAULT - LAGUNA II Grandtour (KG0/1_) 03/01→</b>								
<b>Feder, Bremssattel</b>								
2.0 dCi (KG1T)	110	08/05→	➡	→ 06/07		2	11.8116-0340.1 390595	ATE
2.2 dCi (KG0F)	110	10/01→	➡	→ 05/05→ 06/07		2	11.8116-0301.1 390610	ATE
				→ 11/01		2	11.8116-0301.1 390610	ATE
				➡ → 06/07		2	11.8116-0340.1 390595	ATE
2.9 V6 24V	157	09/02→12/05	➡			2	11.8116-0340.1 390595	ATE
<b>Führungshülzensatz, Bremssattel</b>								
1.6	76	03/01→10/05	←				11.0101-5407.2 260011	ATE
1.6 FlexFuel	76	06/01→10/03						
2.0 Flex	95	09/02→05/05						
2.0 Flex	97	09/02→05/05						
2.2 dCi (KG09)	85	04/04→10/05						
2.9 V6 24V	157	09/02→12/05						
1.6 16V	82	02/05→	←	→ 06/07			11.0101-5407.2 260011	ATE
1.6 16V (KG0A, KG0L)	79	03/01→						
1.6 Bifuel	79	06/05→12/07						
1.8 16V	86	03/01→						
1.8 16V	89	03/01→						
1.8 16V (KG0B, KG0M)	88	03/01→						
1.8 16V (KG0J)	85	03/01→						
1.9 dCi	79	03/01→						
1.9 dCi	92	09/05→						
1.9 dCi (KG05)	68	03/04→						
1.9 dCi (KG0E, KG0R)	74	10/01→						
1.9 dCi (KG0E)	77	06/01→						
1.9 dCi (KG0G)	88	03/01→						
1.9 dCi (KG12)	85	08/05→09/07						
1.9 dCi (KG1A, KG1W)	81	01/05→						
1.9 dCi (KG1V)	96	05/05→						
2.0 16V	98	10/04→09/07						
2.0 16V	125	01/05→						
2.0 16V	150	01/05→						
2.0 16V (KG00, KG0K, KG0W)	99	08/02→						
2.0 16V IDE (KG0N)	103	04/01→						
2.0 16V Turbo (KG0S, KG0Z, KG1L, KG1M)	120	01/03→						
2.0 dCi (KG1S)	127	01/06→						
2.2 dCi	102	05/05→						
3.0 V6 24V (KG0D)	152	03/01→						
1.9 dCi	66	08/03→09/07	←	03/04→ 06/07			11.0101-5407.2 260011	ATE
2.0 dCi (KG1T)	110	08/05→	←	→ 06/07			11.0101-5407.2 260011	ATE
			←	→ 06/07; passend für Felgenreöße [Zoll]: 16			11.0101-5407.2 260011	ATE
2.2 dCi (KG0F)	110	10/01→	←	→ 11/01			11.0101-5407.2 260011	ATE
			←	12/01→ 04/05			11.0101-5407.2 260011	ATE
			←	05/05→ 06/07			11.0101-5407.2 260011	ATE
<b>Führungsbolzen, Bremssattel</b>								
1.6	76	03/01→10/05					11.8171-0008.1 990049	ATE
1.6 FlexFuel	76	06/01→10/03						
2.0 Flex	95	09/02→05/05						
2.0 Flex	97	09/02→05/05						
2.2 dCi (KG09)	85	04/04→10/05						
2.9 V6 24V	157	09/02→12/05						
1.6 16V	82	02/05→		→ 06/07			11.8171-0008.1 990049	ATE
1.6 16V (KG0A, KG0L)	79	03/01→						
1.6 Bifuel	79	06/05→12/07						
1.8 16V	86	03/01→						
1.8 16V	89	03/01→						
1.8 16V (KG0B, KG0M)	88	03/01→						
1.8 16V (KG0J)	85	03/01→						
1.9 dCi	79	03/01→						
1.9 dCi	92	09/05→						
1.9 dCi (KG05)	68	03/04→						
1.9 dCi (KG0E, KG0R)	74	10/01→						
1.9 dCi (KG0E)	77	06/01→						
1.9 dCi (KG0G)	88	03/01→						
1.9 dCi (KG12)	85	08/05→09/07						
1.9 dCi (KG1A, KG1W)	81	01/05→						
1.9 dCi (KG1V)	96	05/05→						
2.0 16V	98	10/04→09/07						
2.0 16V	125	01/05→						
2.0 16V	150	01/05→						
2.0 16V (KG00, KG0K, KG0W)	99	08/02→						
2.0 16V IDE (KG0N)	103	04/01→						
↓								








	kW					! #		
<b>RENAULT - LAGUNA II Grandtour (KG0/1_) 03/01→</b>								
<b>Führungsbolzen, Bremsattel</b>								
2.0 16V Turbo (KG0S, KG0Z, KG1L, KG1M)	120	01/03→			→ 06/07		11.8171-0008.1 990049	ATE
2.0 dCi (KG1S)	127	01/06→						
2.2 dCi	102	05/05→						
3.0 V6 24V (KG0D)	152	03/01→						
1.9 dCi	66	08/03→09/07			03/04→ 06/07		11.8171-0008.1 990049	ATE
2.0 dCi (KG1T)	110	08/05→			→ 06/07		11.8171-0008.1 990049	ATE
					→ 06/07; passend für Felgenreöße [Zoll]: 16		11.8171-0008.1 990049	ATE
2.2 dCi (KG0F)	110	10/01→			12/01→ 04/05		11.8171-0008.1 990049	ATE
					→ 11/01		11.8171-0008.1 990049	ATE
					05/05→ 06/07		11.8171-0008.1 990049	ATE
<b>Dichtungssatz, Bremsattel</b>								
2.0 16V	125	01/05→	←		→ 06/07		11.0441-6008.2 250038	ATE für Kolben-Ø [mm]: 60
2.0 16V	150	01/05→						
2.0 16V Turbo (KG0S, KG0Z, KG1L, KG1M)	120	01/03→						
2.0 dCi (KG1S)	127	01/06→						
2.0 dCi (KG1T)	110	08/05→						
3.0 V6 24V (KG0D)	152	03/01→						
2.2 dCi (KG0F)	110	10/01→	←		12/01→ 04/05		11.0441-6008.2 250038	ATE für Kolben-Ø [mm]: 60
2.9 V6 24V	157	09/02→12/05	←				11.0441-6008.2 250038	ATE für Kolben-Ø [mm]: 60
<b>Bremsschlauch</b>								
1.6	76	03/01→10/05	←			2	24.5252-0390.3 330702	L= 390
1.6 FlexFuel	76	06/01→10/03						
2.0 Flex	95	09/02→05/05	→			2	24.5251-0185.3 330701	L= 185
2.0 Flex	97	09/02→05/05						
2.2 dCi (KG09)	85	04/04→10/05						
2.9 V6 24V	157	09/02→12/05						
1.6 16V	82	02/05→	←		→ 06/07	2	24.5252-0390.3 330702	L= 390
1.6 16V (KG0A, KG0L)	79	03/01→						
1.6 Bifuel	79	06/05→12/07	→		→ 06/07	2	24.5251-0185.3 330701	L= 185
1.8 16V	86	03/01→						
1.8 16V	89	03/01→						
1.8 16V (KG0B, KG0M)	88	03/01→						
1.8 16V (KG0J)	85	03/01→						
1.9 dCi	79	03/01→						
1.9 dCi	92	09/05→						
1.9 dCi (KG05)	68	03/04→						
1.9 dCi (KG0E, KG0R)	74	10/01→						
1.9 dCi (KG0E)	77	06/01→						
1.9 dCi (KG0G)	88	03/01→						
1.9 dCi (KG12)	85	08/05→09/07						
1.9 dCi (KG1A, KG1W)	81	01/05→						
1.9 dCi (KG1V)	96	05/05→						
2.0 16V	98	10/04→09/07						
2.0 16V	125	01/05→						
2.0 16V	150	01/05→						
2.0 16V (KG00, KG0K, KG0W)	99	08/02→						
2.0 16V IDE (KG0N)	103	04/01→						
2.0 16V Turbo (KG0S, KG0Z, KG1L, KG1M)	120	01/03→						
2.0 dCi (KG1S)	127	01/06→						
2.0 dCi (KG1T)	110	08/05→						
2.2 dCi	102	05/05→						
2.2 dCi (KG0F)	110	10/01→						
3.0 V6 24V (KG0D)	152	03/01→						
1.9 dCi	66	08/03→09/07	←		03/04→ 06/07	2	24.5252-0390.3 330702	L= 390
			→		03/04→ 06/07	2	24.5251-0185.3 330701	L= 185
<b>RENAULT - LAGUNA III (BT0/1) 10/07→</b>								
<b>Bremssattel</b>								
1.5 dCi (BT00, BT0A, BT0T, BT1J)	81	10/07→	←	☐			11.9571-9757.2 220857	ATE Ø 57 - Halter
1.6 16V (BT04, BT0D, BT0U)	81	10/07→	←	☐			11.9571-9758.2 220858	ATE Ø 57 - Halter
			→	☐			11.9387-7027.2 220893	ATE Ø 38 - Halter
			→	☐			11.9387-7028.2 220894	ATE Ø 38 - Halter
2.0 16V (BT05, BT0F, BT0W)	103	10/07→	←	☐			11.9571-9775.2 220859	ATE Ø 57 - Halter
2.0 16V Hi-Flex (BT1H)	103	10/07→	←	☐			11.9571-9776.2 220860	ATE Ø 57 - Halter
2.0 16V Turbo	125	10/07→	→	☐			11.9387-7027.2 220893	ATE Ø 38 - Halter
↓								










	kw			 	! #		
<b>RENAULT - LAGUNA III (BT0/1) 10/07→</b>							
<b> Bremssattel</b>							
2.0 16V (BT05, BT0F, BT0W)	103	10/07→	➔	☐		<b>11.9387-7028.2</b>	<b>220894</b> ATE Ø 38 - Halter
2.0 16V Hi-Flex (BT1H)	103	10/07→					
2.0 16V Turbo	125	10/07→					
2.0 dCi (BT01, BT09, BT12, BT1S)	110	10/07→	➔	☐; für Fahrzeuge ohne Vierradlenkung		<b>11.9571-9775.2</b>	<b>220859</b> ATE Ø 57 - Halter
2.0 dCi (BT08, BT0K, BT0J, BT14, BT1A, BT1D)	96	10/07→	➔	☐; für Fahrzeuge ohne Vierradlenkung		<b>11.9571-9776.2</b>	<b>220860</b> ATE Ø 57 - Halter
2.0 dCi (BT0M, BT0N, BT19)	127	01/08→	➔	☐; für Fahrzeuge mit Vierradlenkung		<b>11.9601-9753.2</b>	<b>220957</b> ATE Ø 60 - Halter
2.0 dCi GT (BT1E, BT1N)	131	03/08→	➔	☐		<b>11.9387-7027.2</b>	<b>220893</b> ATE Ø 38 - Halter
			➔	☐		<b>11.9387-7028.2</b>	<b>220894</b> ATE Ø 38 - Halter
2.0 GT	150	03/08→	➔	☐		<b>11.9601-9753.2</b>	<b>220957</b> ATE Ø 60 - Halter
3.0 dCi (BT03, BT13)	173	09/08→	➔	☐		<b>11.9601-9754.2</b>	<b>220958</b> ATE Ø 60 - Halter
3.5 V6 (BT0C, BT0P)	175	04/08→	➔	☐		<b>11.9387-7027.2</b>	<b>220893</b> ATE Ø 38 - Halter
			➔	☐		<b>11.9387-7028.2</b>	<b>220894</b> ATE Ø 38 - Halter
<b>Halter, Bremssattel</b>							
1.5 dCi (BT00, BT0A, BT0T, BT1J)	81	10/07→	➔			<b>11.8170-0872.1</b>	<b>260121</b> ATE
1.6 16V (BT04, BT0D, BT0U)	81	10/07→					
2.0 16V (BT05, BT0F, BT0W)	103	10/07→					
2.0 16V Hi-Flex (BT1H)	103	10/07→					
2.0 16V Turbo	125	10/07→					
2.0 dCi (BT01, BT09, BT12, BT1S)	110	10/07→					
2.0 dCi (BT08, BT0K, BT0J, BT14, BT1A, BT1D)	96	10/07→					
2.0 dCi (BT0M, BT0N, BT19)	127	01/08→					
2.0 dCi GT (BT1E, BT1N)	131	03/08→					
2.0 GT	150	03/08→					
3.0 dCi (BT03, BT13)	173	09/08→					
3.5 V6 (BT0C, BT0P)	175	04/08→					
<b>Feder, Bremssattel</b>							
1.5 dCi (BT00, BT0A, BT0T, BT1J)	81	10/07→			2	<b>11.8116-0301.1</b>	<b>390610</b> ATE
1.6 16V (BT04, BT0D, BT0U)	81	10/07→				<b>11.8116-0340.1</b>	<b>390595</b> ATE
2.0 16V (BT05, BT0F, BT0W)	103	10/07→			2	<b>11.8116-0340.1</b>	<b>390595</b> ATE
2.0 16V Hi-Flex (BT1H)	103	10/07→				<b>11.8116-0351.1</b>	<b>390538</b> ATE
2.0 16V Turbo	125	10/07→					
2.0 GT	150	03/08→					
3.0 dCi (BT03, BT13)	173	09/08→					
3.5 V6 (BT0C, BT0P)	175	04/08→					
2.0 dCi (BT01, BT09, BT12, BT1S)	110	10/07→			2	<b>11.8116-0340.1</b>	<b>390595</b> ATE
2.0 dCi (BT08, BT0K, BT0J, BT14, BT1A, BT1D)	96	10/07→		für Fahrzeuge ohne Vierradlenkung	2	<b>11.8116-0351.1</b>	<b>390538</b> ATE
2.0 dCi (BT0M, BT0N, BT19)	127	01/08→					
2.0 dCi GT (BT1E, BT1N)	131	03/08→		für Fahrzeuge mit Vierradlenkung	2	<b>11.8116-0351.1</b>	<b>390538</b> ATE
<b>Dichtungssatz, Bremssattel</b>							
2.0 dCi (BT01, BT09, BT12, BT1S)	110	10/07→		für Fahrzeuge mit Vierradlenkung		<b>11.0441-6008.2</b>	<b>250038</b> ATE für Kolben-Ø [mm]: 60
2.0 dCi (BT08, BT0K, BT0J, BT14, BT1A, BT1D)	96	10/07→					
2.0 dCi (BT0M, BT0N, BT19)	127	01/08→					
2.0 dCi GT (BT1E, BT1N)	131	03/08→					
2.0 GT	150	03/08→				<b>11.0441-6008.2</b>	<b>250038</b> ATE für Kolben-Ø [mm]: 60
3.0 dCi (BT03, BT13)	173	09/08→					
3.5 V6 (BT0C, BT0P)	175	04/08→					
<b> Bremsschlauch</b>							
1.5 dCi (BT00, BT0A, BT0T, BT1J)	81	10/07→	➔		2	<b>24.5144-0410.3</b>	<b>331242</b> L= 410
↓							










	kw			 	! #		
<b>RENAULT - LAGUNA III (BT0/1) 10/07→</b>							
 <b>Bremsschlauch</b>							
1.6 16V (BT04, BT0D, BT0U)	81	10/07→	➔	innen	2	24.5251-0185.3 330701	L= 185
2.0 16V (BT05, BT0F, BT0W)	103	10/07→					
2.0 16V Hi-Flex (BT1H)	103	10/07→					
2.0 16V Turbo	125	10/07→					
2.0 GT	150	03/08→					
3.0 dCi (BT03, BT13)	173	09/08→					
3.5 V6 (BT0C, BT0P)	175	04/08→					
2.0 dCi (BT01, BT09, BT12, BT1S)	110	10/07→	➔		2	24.5144-0410.3 331242	L= 410
2.0 dCi (BT0M, BT0N, BT19)	127	01/08→	➔	innen; für Fahrzeuge ohne Vierradlenkung	2	24.5251-0185.3 330701	L= 185
2.0 dCi GT (BT1E, BT1N)	131	03/08→	➔	innen; für Fahrzeuge mit Vierradlenkung	2	24.5251-0185.3 330701	L= 185
2.0 dCi (BT08, BT0K, BT0J, BT14, BT1A, BT1D)	96	10/07→	➔		2	24.5144-0410.3 331242	L= 410
			➔	innen; für Fahrzeuge mit Vierradlenkung	2	24.5251-0185.3 330701	L= 185
<b>RENAULT - LAGUNA III Grandtour (KT0/1) 10/07→</b>							
 <b>Bremssattel</b>							
1.5 dCi (KT0A)	81	10/07→	➔	<input type="checkbox"/>		11.9571-9757.2 220857	ATE Ø 57 - Halter
1.6 16V (KT0D)	81	10/07→	➔	<input type="checkbox"/>		11.9571-9758.2 220858	ATE Ø 57 - Halter
			➔	<input type="checkbox"/>		11.9387-7027.2 220893	ATE Ø 38 - Halter
			➔	<input type="checkbox"/>		11.9387-7028.2 220894	ATE Ø 38 - Halter
2.0 16V (KT0F, KT0W)	103	10/07→	➔	<input type="checkbox"/>		11.9571-9775.2 220859	ATE Ø 57 - Halter
2.0 16V Hi-Flex (KT1H)	103	10/07→	➔	<input type="checkbox"/>		11.9571-9776.2 220860	ATE Ø 57 - Halter
2.0 16V Turbo	125	10/07→	➔	<input type="checkbox"/>		11.9387-7027.2 220893	ATE Ø 38 - Halter
			➔	<input type="checkbox"/>		11.9387-7028.2 220894	ATE Ø 38 - Halter
2.0 dCi (KT01, KT08, KT0K, KT0J, KT1A, KT1D)	96	10/07→	➔	<input type="checkbox"/> ; für Fahrzeuge ohne Vierradlenkung		11.9571-9775.2 220859	ATE Ø 57 - Halter
			➔	<input type="checkbox"/> ; für Fahrzeuge ohne Vierradlenkung		11.9571-9776.2 220860	ATE Ø 57 - Halter
2.0 dCi (KT01, KT09, KT12, KT1S)	110	10/07→	➔	<input type="checkbox"/> ; für Fahrzeuge mit Vierradlenkung		11.9601-9753.2 220957	ATE Ø 60 - Halter
2.0 dCi (KT0M, KT0N, KT19)	127	01/08→	➔	<input type="checkbox"/> ; für Fahrzeuge mit Vierradlenkung		11.9601-9754.2 220958	ATE Ø 60 - Halter
2.0 dCi GT (KT11, KT1E, KT1N)	131	03/08→	➔	<input type="checkbox"/>		11.9387-7027.2 220893	ATE Ø 38 - Halter
			➔	<input type="checkbox"/>		11.9387-7028.2 220894	ATE Ø 38 - Halter
2.0 GT	150	03/08→	➔	<input type="checkbox"/>		11.9601-9753.2 220957	ATE Ø 60 - Halter
3.0 dCi (KT03, KT13)	173	09/08→	➔	<input type="checkbox"/>		11.9601-9754.2 220958	ATE Ø 60 - Halter
3.5 V6 (KT0C, KT0P)	175	04/08→	➔	<input type="checkbox"/>		11.9387-7027.2 220893	ATE Ø 38 - Halter
			➔	<input type="checkbox"/>		11.9387-7028.2 220894	ATE Ø 38 - Halter
<b>Halter, Bremssattel</b>							
1.5 dCi (KT0A)	81	10/07→	➔			11.8170-0872.1 260121	ATE
1.6 16V (KT0D)	81	10/07→					
2.0 16V (KT0F, KT0W)	103	10/07→					
2.0 16V Hi-Flex (KT1H)	103	10/07→					
2.0 16V Turbo	125	10/07→					
2.0 dCi (KT01, KT08, KT0K, KT0J, KT1A, KT1D)	96	10/07→					
2.0 dCi (KT01, KT09, KT12, KT1S)	110	10/07→					
2.0 dCi (KT0M, KT0N, KT19)	127	01/08→					
2.0 dCi GT (KT11, KT1E, KT1N)	131	03/08→					
2.0 GT	150	03/08→					
3.0 dCi (KT03, KT13)	173	09/08→					
3.5 V6 (KT0C, KT0P)	175	04/08→					
<b>Feder, Bremssattel</b>							
1.5 dCi (KT0A)	81	10/07→			2	11.8116-0301.1 390610	ATE
1.6 16V (KT0D)	81	10/07→				11.8116-0340.1 390595	ATE
2.0 16V (KT0F, KT0W)	103	10/07→			2	11.8116-0340.1 390595	ATE
2.0 16V Hi-Flex (KT1H)	103	10/07→				11.8116-0351.1 390538	ATE
2.0 16V Turbo	125	10/07→					
2.0 GT	150	03/08→					
3.0 dCi (KT03, KT13)	173	09/08→					
3.5 V6 (KT0C, KT0P)	175	04/08→					
↓							


















	kW			 	! #		
<b>RENAULT - LAGUNA III Grandtour (KT0/1) 10/07→</b>							
<b>Feder, Bremssattel</b>							
2.0 dCi (KT01, KT08, KT0K, KT0J, KT1A, KT1D)	96	10/07→			2	11.8116-0340.1 390595	ATE
				für Fahrzeuge ohne Vierradlenkung	2	11.8116-0351.1 390538	ATE
2.0 dCi (KT01, KT09, KT12, KT1S)	110	10/07→			2	11.8116-0351.1 390538	ATE
				für Fahrzeuge mit Vierradlenkung	2	11.8116-0351.1 390538	ATE
2.0 dCi (KT0M, KT0N, KT19)	127	01/08→					
2.0 dCi GT (KT11, KT1E, KT1N)	131	03/08→					
<b>Dichtungssatz, Bremssattel</b>							
2.0 dCi (KT01, KT08, KT0K, KT0J, KT1A, KT1D)	96	10/07→		für Fahrzeuge mit Vierradlenkung		11.0441-6008.2 250038	ATE für Kolben-Ø [mm]: 60
2.0 dCi (KT01, KT09, KT12, KT1S)	110	10/07→					
2.0 dCi (KT0M, KT0N, KT19)	127	01/08→					
2.0 dCi GT (KT11, KT1E, KT1N)	131	03/08→					
2.0 GT	150	03/08→				11.0441-6008.2 250038	ATE für Kolben-Ø [mm]: 60
3.0 dCi (KT03, KT13)	173	09/08→					
3.5 V6 (KT0C, KT0P)	175	04/08→					
<b>Bremsschlauch</b>							
1.5 dCi (KT0A)	81	10/07→		☐	2	24.5251-0185.3 330701	L= 185
1.6 16V (KT0D)	81	10/07→	←		2	24.5144-0410.3 331242	L= 410
2.0 16V (KT0F, KT0W)	103	10/07→					
2.0 16V Hi-Flex (KT1H)	103	10/07→					
2.0 16V Turbo	125	10/07→					
2.0 dCi (KT01, KT08, KT0K, KT0J, KT1A, KT1D)	96	10/07→		☐; für Fahrzeuge ohne Vierradlenkung	2	24.5251-0185.3 330701	L= 185
			←		2	24.5144-0410.3 331242	L= 410
2.0 dCi (KT01, KT09, KT12, KT1S)	110	10/07→	→	innen; für Fahrzeuge mit Vierradlenkung	2	24.5251-0185.3 330701	L= 185
2.0 dCi (KT0M, KT0N, KT19)	127	01/08→					
2.0 dCi GT (KT11, KT1E, KT1N)	131	03/08→					
2.0 GT	150	03/08→	←		2	24.5144-0410.3 331242	L= 410
3.0 dCi (KT03, KT13)	173	09/08→					
3.5 V6 (KT0C, KT0P)	175	04/08→	→	innen	2	24.5251-0185.3 330701	L= 185
<b>RENAULT - LAGUNA Coupe (DT0/1) 09/08→</b>							
<b>Bremssattel</b>							
1.5 dCi	81	03/12→	←	☐		11.9571-9757.2 220857	ATE Ø 57 - Halter
			←	☐		11.9571-9758.2 220858	ATE Ø 57 - Halter
			→	☐		11.9387-7027.2 220893	ATE Ø 38 - Halter
			→	☐		11.9387-7028.2 220894	ATE Ø 38 - Halter
2.0 16V Turbo	125	09/08→	←	☐		11.9571-9775.2 220859	ATE Ø 57 - Halter
			←	☐		11.9571-9776.2 220860	ATE Ø 57 - Halter
			→	☐		11.9387-7027.2 220893	ATE Ø 38 - Halter
			→	☐		11.9387-7028.2 220894	ATE Ø 38 - Halter
2.0 dCi	127	09/08→	←	☐; für Fahrzeuge ohne Vierradlenkung		11.9571-9775.2 220859	ATE Ø 57 - Halter
2.0 dCi (DT01, DT09, DT12, DT1D)	110	09/08→	←	☐; für Fahrzeuge ohne Vierradlenkung		11.9571-9776.2 220860	ATE Ø 57 - Halter
2.0 dCi GT (DT11, DT1E, DT1N)	131	09/08→	←	☐; für Fahrzeuge mit Vierradlenkung		11.9601-9753.2 220957	ATE Ø 60 - Halter
			←	☐; für Fahrzeuge mit Vierradlenkung		11.9601-9754.2 220958	ATE Ø 60 - Halter
			→	☐		11.9387-7027.2 220893	ATE Ø 38 - Halter
			→	☐		11.9387-7028.2 220894	ATE Ø 38 - Halter
2.0 GT	150	09/08→	←	☐		11.9601-9753.2 220957	ATE Ø 60 - Halter
3.0 dCi	177	01/12→					
3.0 dCi (DT03)	173	09/08→	←	☐		11.9601-9754.2 220958	ATE Ø 60 - Halter
3.5 V6 (DT0P)	175	09/08→	→	☐		11.9387-7027.2 220893	ATE Ø 38 - Halter
			→	☐		11.9387-7028.2 220894	ATE Ø 38 - Halter
<b>Halter, Bremssattel</b>							
1.5 dCi	81	03/12→	→			11.8170-0872.1 260121	ATE
2.0 16V Turbo	125	09/08→					
2.0 dCi	127	09/08→					
2.0 dCi (DT01, DT09, DT12, DT1D)	110	09/08→					
↓							

	kW			 	! #		
<b>RENAULT - LAGUNA Coupe (DT0/1) 09/08→</b>							
<b>Halter, Bremssattel</b>							
2.0 dCi GT (DT11, DT1E, DT1N)	131	09/08→	➔			11.8170-0872.1 260121	ATE
2.0 GT	150	09/08→					
3.0 dCi	177	01/12→					
3.0 dCi (DT03)	173	09/08→					
3.5 V6 (DT0P)	175	09/08→					
<b>Feder, Bremssattel</b>							
1.5 dCi	81	03/12→			2	11.8116-0301.1 390610	ATE
						11.8116-0340.1 390595	ATE
2.0 16V Turbo	125	09/08→			2	11.8116-0340.1 390595	ATE
2.0 GT	150	09/08→					
3.0 dCi	177	01/12→					
3.0 dCi (DT03)	173	09/08→					
3.5 V6 (DT0P)	175	09/08→					
2.0 dCi	127	09/08→			2	11.8116-0340.1 390595	ATE
2.0 dCi (DT01, DT09, DT12, DT1D)	110	09/08→		für Fahrzeuge ohne Vierradlenkung	2	11.8116-0351.1 390538	ATE
2.0 dCi GT (DT11, DT1E, DT1N)	131	09/08→		für Fahrzeuge mit Vierradlenkung	2	11.8116-0351.1 390538	ATE
<b>Dichtungssatz, Bremssattel</b>							
2.0 dCi	127	09/08→		für Fahrzeuge mit Vierradlenkung		11.0441-6008.2 250038	ATE für Kolben-Ø [mm]: 60
2.0 dCi (DT01, DT09, DT12, DT1D)	110	09/08→					
2.0 dCi GT (DT11, DT1E, DT1N)	131	09/08→					
2.0 GT	150	09/08→				11.0441-6008.2 250038	ATE für Kolben-Ø [mm]: 60
3.0 dCi	177	01/12→					
3.0 dCi (DT03)	173	09/08→					
3.5 V6 (DT0P)	175	09/08→					
<b>Bremsschlauch</b>							
1.5 dCi	81	03/12→		☐	2	24.5251-0185.3 330701	L= 185
2.0 16V Turbo	125	09/08→	➔		2	24.5144-0410.3 331242	L= 410
2.0 dCi	127	09/08→					
2.0 dCi (DT01, DT09, DT12, DT1D)	110	09/08→					
2.0 dCi GT (DT11, DT1E, DT1N)	131	09/08→					
2.0 GT	150	09/08→					
3.0 dCi	177	01/12→					
3.0 dCi (DT03)	173	09/08→					
3.5 V6 (DT0P)	175	09/08→					
<b>RENAULT - LATITUDE (L70_) 07/10→</b>							
<b>Bremssattel</b>							
1.5 dCi (L70R)	81	07/10→	➔	☐; 02/11→ 06/13		11.9571-9775.2 220859	ATE Ø 57 - Halter
			➔	☐; 02/11→ 06/13		11.9571-9776.2 220860	ATE Ø 57 - Halter
			➔	☐; 02/11→ 06/13		11.9387-7035.2 220983	ATE Ø 38 - Halter
			➔	☐; 02/11→ 06/13		11.9387-7036.2 220984	ATE Ø 38 - Halter
2.0 16V	102	02/11→	➔	☐; → 06/13		11.9571-9775.2 220859	ATE Ø 57 - Halter
2.0 16V (L70B)	103	02/11→	➔	☐; → 06/13		11.9571-9776.2 220860	ATE Ø 57 - Halter
2.0 16V eco2 Flexfuel (L70B)	103	02/11→	➔	☐; → 06/13		11.9387-7035.2 220983	ATE Ø 38 - Halter
2.0 dCi	130	02/11→	➔	☐; → 06/13		11.9387-7036.2 220984	ATE Ø 38 - Halter
2.0 dCi 150 (L70H)	110	02/11→	➔	☐; → 06/13		11.9387-7036.2 220984	ATE Ø 38 - Halter
2.0 dCi 175 (L70Y)	127	05/11→					
2.5 dCi	133	05/11→					
2.5 V6 (L702, L703, L704, L707)	130	05/11→					
2.0 dCi 130	96	12/13→	➔	☐		11.9571-9775.2 220859	ATE Ø 57 - Halter
			➔	☐		11.9571-9776.2 220860	ATE Ø 57 - Halter
			➔	☐		11.9387-7035.2 220983	ATE Ø 38 - Halter
			➔	☐		11.9387-7036.2 220984	ATE Ø 38 - Halter
3.0 dCi 240 (L70G)	177	02/11→	➔	☐; → 06/13		11.9601-9753.2 220957	ATE Ø 60 - Halter
			➔	☐; → 06/13		11.9601-9754.2 220958	ATE Ø 60 - Halter
			➔	☐; → 06/13		11.9387-7035.2 220983	ATE Ø 38 - Halter
			➔	☐; → 06/13		11.9387-7036.2 220984	ATE Ø 38 - Halter
<b>Halter, Bremssattel</b>							
1.5 dCi (L70R)	81	07/10→	➔	☐; 02/11→ 06/13		11.0230-0984.1 260138	ATE
↓							



	kW			 	! #		
<b>RENAULT - LATITUDE (L70_) 07/10→</b>							
<b>Halter, Bremssattel</b>							
2.0 16V	102	02/11→	➔	☐; → 06/13		11.0230-0984.1 260138	ATE
2.0 16V (L70B)	103	02/11→					
2.0 16V eco2 Flexfuel (L70B)	103	02/11→					
2.0 dCi	130	02/11→					
2.0 dCi 150 (L70H)	110	02/11→					
2.0 dCi 175 (L70Y)	127	05/11→					
2.5 dCi	133	05/11→					
2.5 V6 (L702, L703, L704, L707)	130	05/11→					
3.0 dCi 240 (L70G)	177	02/11→					
2.0 dCi 130	96	12/13→	➔	☐		11.0230-0984.1 260138	ATE
<b>Feder, Bremssattel</b>							
1.5 dCi (L70R)	81	07/10→		02/11→ 06/13	2	11.8116-0351.1 390538	ATE
2.0 16V	102	02/11→		→ 06/13	2	11.8116-0351.1 390538	ATE
2.0 16V (L70B)	103	02/11→					
2.0 16V eco2 Flexfuel (L70B)	103	02/11→					
2.0 dCi	130	02/11→					
2.0 dCi 150 (L70H)	110	02/11→					
2.0 dCi 175 (L70Y)	127	05/11→					
2.5 dCi	133	05/11→					
2.5 V6 (L702, L703, L704, L707)	130	05/11→					
3.0 dCi 240 (L70G)	177	02/11→					
2.0 dCi 130	96	12/13→			2	11.8116-0351.1 390538	ATE
<b>Führungshülzensatz, Bremssattel</b>							
1.5 dCi (L70R)	81	07/10→	➔	02/11→ 06/13		11.0101-5704.2 260095	ATE
2.0 16V	102	02/11→	➔	→ 06/13		11.0101-5704.2 260095	ATE
2.0 16V (L70B)	103	02/11→					
2.0 16V eco2 Flexfuel (L70B)	103	02/11→					
2.0 dCi	130	02/11→					
2.0 dCi 150 (L70H)	110	02/11→					
2.0 dCi 175 (L70Y)	127	05/11→					
2.5 dCi	133	05/11→					
2.5 V6 (L702, L703, L704, L707)	130	05/11→					
3.0 dCi 240 (L70G)	177	02/11→					
2.0 dCi 130	96	12/13→	➔			11.0101-5704.2 260095	ATE
<b>Dichtungssatz, Bremssattel</b>							
3.0 dCi 240 (L70G)	177	02/11→		→ 06/13		11.0441-6008.2 250038	ATE für Kolben-Ø [mm]: 60
<b>RENAULT - LOGAN I (LS_) 09/04→</b>							
 <b>Bremssattel</b>							
1.4	55	09/04→	➔	☐; → 04/13		24.3481-1611.5 240029	TRW Ø 48 - Halter
1.6	64	09/04→					
1.6	66	05/08→	➔	☐; → 04/13		24.3481-1612.5 240030	TRW Ø 48 - Halter
1.5 dCi	48	06/11→	➔	☐; → 04/13		24.3481-1615.5 240031	TRW Ø 48 - Halter
1.5 dCi	50	04/07→					
1.5 dCi	63	02/08→	➔	☐; → 04/13		24.3481-1616.5 240032	TRW Ø 48 - Halter
1.6	77	04/07→					
1.6 Flex	68	11/07→					
1.6	80	02/07→	➔	☐; 04/07→		24.3481-1615.5 240031	TRW Ø 48 - Halter
			➔	☐; 04/07→		24.3481-1616.5 240032	TRW Ø 48 - Halter
<b>Feder, Bremssattel</b>							
1.2	55	11/13→			2	11.8116-0264.1 390594	ATE
 <b>Bremsschlauch</b>							
1.4	55	09/04→	➔	→ 04/13	2	24.5111-0300.3 330407	L= 300
1.5 dCi	48	06/11→				24.5229-0285.3 330032	L= 285
1.5 dCi	50	04/07→					
1.5 dCi	63	02/08→					
1.6	64	09/04→					
1.6	66	05/08→					
1.6	77	04/07→					
1.6 Flex	68	11/07→					
1.6	80	02/07→	➔	04/07→	2	24.5111-0300.3 330407	L= 300
						24.5229-0285.3 330032	L= 285

	kw					! #		
<b>RENAULT - LOGAN I Kombi (KS_) 04/07→</b>								
 <b>Bremssattel</b>								
1.4	55	10/07→	←	☐; → 04/13		24.3481-1611.5	240029	TRW Ø 48 - Halter
1.5 dCi	48	06/11→	←	☐; → 04/13		24.3481-1612.5	240030	TRW Ø 48 - Halter
1.5 dCi	50	04/07→	←					
1.6	64	04/07→	←					
1.5 dCi	63	02/08→	←	☐; → 04/13		24.3481-1615.5	240031	TRW Ø 48 - Halter
1.5 dCi	66	06/11→	←					
1.6	77	04/07→	←	☐; → 04/13		24.3481-1616.5	240032	TRW Ø 48 - Halter
 <b>Bremsschlauch</b>								
1.4	55	10/07→	←	→ 04/13	2	24.5111-0300.3	330407	L= 300
1.5 dCi	48	06/11→	→	→ 04/13	2	24.5229-0285.3	330032	L= 285
1.5 dCi	50	04/07→						
1.5 dCi	63	02/08→						
1.5 dCi	66	06/11→						
1.6	64	04/07→						
1.6	77	04/07→						
<b>RENAULT - LOGAN II (B8_) 10/13→</b>								
<b>Feder, Bremssattel</b>								
1.2 16V LPG	53	11/13→			2	11.8116-0264.1	390594	ATE
1.5 dCi	62	12/13→						
1.5 dCi	66	12/13→						
1.6	60	04/14→						
1.6	75	04/14→						
<b>RENAULT - LOGAN EXPRESS (US_) 04/07→</b>								
 <b>Bremssattel</b>								
1.5 dCi	50	04/07→	←	☐; → 04/13		24.3541-1849.5	240707	TRW Ø 54 - Halter
1.6	64	04/07→	←	☐; → 04/13		24.3541-1850.5	240708	TRW Ø 54 - Halter
 <b>Bremsschlauch</b>								
1.5 dCi	50	04/07→	←	→ 11/08	2	24.5111-0300.3	330407	L= 300
1.6	64	04/07→	←	12/08→ 04/13	2	24.5111-0310.3	331393	L= 310
			→	→ 04/13	2	24.5229-0285.3	330032	L= 285
<b>RENAULT - MASTER I Bus (T_) 08/80→07/98</b>								
 <b>Bremsschlauch</b>								
28-35 2,5 TD	72	08/89→07/98		☐	2	24.5112-0315.3	330509	L= 315
28-35 2.0	58	10/86→07/98	←		2	24.5112-0455.3	330527	L= 455
28-35 2.1 D	44	08/80→07/98						
28-35 2.5 D	55	08/89→07/98						
30 2,2	67	08/80→07/98						
35 2,5 TD	69	08/89→07/98						
<b>RENAULT - MASTER I Kasten (T_) 07/80→07/98</b>								
 <b>Bremsschlauch</b>								
28-35 2,5 D	55	08/89→07/98		☐	1	24.5112-0315.3	330509	L= 315
28-35 2,5 TD	72	08/89→07/98	←		2	24.5112-0455.3	330527	L= 455
28-35 2.0	58	10/86→07/98						
28-35 2.1 D	44	08/80→07/98						
30 2,2	67	08/80→07/98						
35 2,5 TD	69	08/89→07/98						
<b>RENAULT - MASTER I Pritsche/Fahrgestell (P_) 07/80→07/98</b>								
 <b>Bremsschlauch</b>								
28-35 2.0	58	10/86→07/98		☐	1	24.5112-0315.3	330509	L= 315
			←		2	24.5112-0455.3	330527	L= 455
28-35 2.5 D	52	09/80→07/98		☐; 08/89→	1	24.5112-0315.3	330509	L= 315
			←	08/89→	2	24.5112-0455.3	330527	L= 455
<b>RENAULT - MASTER II Bus (JD) 03/98→</b>								
 <b>Bremssattel</b>								
1.9 dCi 80	60	11/01→	→	☐; → 08/06		24.3424-1701.5	240561	BOS Ø 42 - Halter
1.9 dTI	59	09/00→	→					
2.2 dCi 90	66	09/00→	→	☐; → 08/06		24.3424-1702.5	240562	BOS Ø 42 - Halter
2.5 dCi 100 (JDCV)	73	10/03→						
2.5 dCi 120	84	10/01→						
3.0 dCi 140 (JD0T)	100	10/03→						
2.5 D	59	07/98→01/01	→	☐		24.3424-1701.5	240561	BOS Ø 42 - Halter
2.8 dTI	84	07/98→10/01						
↓								



**RENAULT - MASTER II Bus (JD) 03/98→**

**Bremssattel**

2.5 D	59	07/98→01/01	→	☐		24.3424-1702.5	240562	BOS Ø 42 - Halter
2.8 dTI	84	07/98→10/01	→	☐				
2.5 dCi	74	08/06→	→	☐; → 12/10		24.3424-1701.5	240561	BOS Ø 42 - Halter
2.5 dCi	88	08/06→	→	☐; → 12/10		24.3424-1702.5	240562	BOS Ø 42 - Halter
2.5 dCi	107	08/06→	→	☐; → 12/10		24.3424-1702.5	240562	BOS Ø 42 - Halter

**Bremsschlauch**

1.9 dCi 80	60	11/01→		☐; → 08/06; - ABS	2	24.5134-0457.3	330752	L= 457
1.9 dTI	59	09/00→		☐; → 10/03; + ABS	2	24.5134-0457.3	330752	L= 457
2.2 dCi 90	66	09/00→		☐; → 10/03; + ABS	2	24.5134-0468.3	330704	L= 468
2.5 dCi 120	84	10/01→		☐; → 08/06; - ABS	2	24.5134-0468.3	330704	L= 468
			←	11/03→ 08/06; + ABS	2	24.5111-0510.3	330819	L= 510
			→	☐; → 11/03; am Bremssattel	2	24.5111-0326.3	330766	L= 326
			→	☐; 12/03→ 08/06		24.5251-0465.3	330822	L= 465
			→	☐; 12/03→ 08/06		24.5258-0450.3	330824	L= 450
2.5 D	59	07/98→01/01		☐; 08/00→	2	24.5134-0457.3	330752	L= 457
2.8 dTI	84	07/98→10/01		☐; 08/00→	2	24.5134-0468.3	330704	L= 468
				☐; → 07/00	2	24.5134-0518.3	330705	L= 518
				☐; → 07/00	2	24.5134-0562.3	330706	L= 568
			→	☐; am Bremssattel	2	24.5111-0326.3	330766	L= 326
2.5 dCi	74	08/06→	←	+ ABS; → 12/10	2	24.5111-0510.3	330819	L= 510
2.5 dCi	88	08/06→	←	- ABS; → 12/10; am Bremssattel	2	24.5134-0457.3	330752	L= 457
2.5 dCi	107	08/06→	←	- ABS; → 12/10	2	24.5134-0468.3	330704	L= 468
						24.5134-0469.3	331479	L= 469
			→	☐; - ABS; → 12/10; am Bremssattel	2	24.5111-0326.3	330766	L= 326
			→	☐; + ABS; → 12/10		24.5251-0465.3	330822	L= 465
			→	☐; + ABS; → 12/10		24.5258-0450.3	330824	L= 450
2.5 dCi 100 (JDCV)	73	10/03→		☐; → 08/06; - ABS	2	24.5134-0457.3	330752	L= 457
3.0 dCi 140 (JD0T)	100	10/03→		☐; → 08/06; - ABS	2	24.5134-0468.3	330704	L= 468
			←	→ 08/06; + ABS	2	24.5111-0510.3	330819	L= 510
			→	☐; → 11/03; am Bremssattel	2	24.5111-0326.3	330766	L= 326
			→	☐; 12/03→ 08/06		24.5251-0465.3	330822	L= 465
			→	☐; 12/03→ 08/06		24.5258-0450.3	330824	L= 450











**RENAULT - MASTER II Kasten (FD) 07/98→**












**Bremssattel**










1.9 dCi 80	60	11/01→	→	☐; → 08/06		24.3424-1701.5	240561	BOS Ø 42 - Halter
1.9 dTI	59	09/00→	→	☐; → 08/06		24.3424-1702.5	240562	BOS Ø 42 - Halter
2.2 dCi 90	66	09/00→	→	☐; → 08/06				
2.5 dCi 100 (FD0U, FD0V)	73	10/03→	→	☐; → 08/06				
2.5 dCi 120	84	10/01→	→	☐; → 08/06				
3.0 dCi 120	85	06/05→	→	☐; → 08/06				
3.0 dCi 140 (HD0S, FD0S, HD1S)	100	10/03→	→	☐; → 08/06				
3.0 dCi 160	115	06/05→	→	☐; → 08/06				
2.5 D	59	07/98→01/01	→	☐; 08/00→		24.3424-1701.5	240561	BOS Ø 42 - Halter
2.8 dTI	84	07/98→10/01	→	☐; 08/00→		24.3424-1702.5	240562	BOS Ø 42 - Halter
2.5 dCi	74	08/06→	→	☐; → 12/10		24.3424-1701.5	240561	BOS Ø 42 - Halter
2.5 dCi	88	08/06→	→	☐; → 12/10		24.3424-1702.5	240562	BOS Ø 42 - Halter
2.5 dCi	107	08/06→	→	☐; → 12/10		24.3424-1702.5	240562	BOS Ø 42 - Halter

**Bremsschlauch**








1.9 dCi 80	60	11/01→		☐; → 08/06; - ABS	2	24.5134-0457.3	330752	L= 457
1.9 dTI	59	09/00→		☐; → 10/03; + ABS	2	24.5134-0457.3	330752	L= 457
2.2 dCi 90	66	09/00→		☐; → 10/03; + ABS	2	24.5134-0468.3	330704	L= 468
2.5 dCi 120	84	10/01→		☐; → 08/06; - ABS	2	24.5134-0468.3	330704	L= 468
			←	11/03→ 08/06; + ABS	2	24.5111-0510.3	330819	L= 510
			→	☐; → 11/03; am Bremssattel	2	24.5111-0326.3	330766	L= 326
			→	☐; 12/03→ 08/06		24.5251-0465.3	330822	L= 465
			→	☐; 12/03→ 08/06		24.5258-0450.3	330824	L= 450
2.5 D	59	07/98→01/01		☐; 08/00→	2	24.5134-0457.3	330752	L= 457
↓								











	kw			 	! #		
<b>RENAULT - MASTER II Kasten (FD) 07/98→</b>							
 <b>Bremsschlauch</b>							
2.5 D	59	07/98→01/01		☒; 08/00→	2	24.5134-0468.3 330704	L= 468
				☐	2	24.5134-0518.3 330705	L= 518
				☒	2	24.5134-0562.3 330706	L= 568
			➔	☒; am Bremssattel	2	24.5111-0326.3 330766	L= 326
2.5 dCi	74	08/06→	←	+ ABS; → 12/10	2	24.5111-0510.3 330819	L= 510
2.5 dCi	88	08/06→	←	- ABS; → 12/10; am Bremssattel	2	24.5134-0457.3 330752	L= 457
2.5 dCi	107	08/06→	←	- ABS; → 12/10	2	24.5134-0468.3 330704	L= 468
						24.5134-0469.3 331479	L= 469
			➔	☒; - ABS; → 12/10; am Bremssattel	2	24.5111-0326.3 330766	L= 326
			➔	☐; + ABS; → 12/10		24.5251-0465.3 330822	L= 465
			➔	☐; + ABS; → 12/10		24.5258-0450.3 330824	L= 450
2.5 dCi 100 (FD0U, FD0V)	73	10/03→		☐; → 08/06; - ABS	2	24.5134-0457.3 330752	L= 457
3.0 dCi 140 (HD0S, FD0S, HD1S)	100	10/03→		☒; → 08/06; - ABS	2	24.5134-0468.3 330704	L= 468
			←	→ 08/06; + ABS	2	24.5111-0510.3 330819	L= 510
			➔	☒; → 11/03; am Bremssattel	2	24.5111-0326.3 330766	L= 326
			➔	☐; 12/03→ 08/06		24.5251-0465.3 330822	L= 465
			➔	☐; 12/03→ 08/06		24.5258-0450.3 330824	L= 450
2.8 dTI	84	07/98→10/01		☐; 08/00→	2	24.5134-0457.3 330752	L= 457
				☒; 08/00→	2	24.5134-0468.3 330704	L= 468
				☐; → 07/00	2	24.5134-0518.3 330705	L= 518
				☒; → 07/00	2	24.5134-0562.3 330706	L= 568
			➔	☒; am Bremssattel	2	24.5111-0326.3 330766	L= 326
3.0 dCi 120	85	06/05→		☐; → 08/06; - ABS	2	24.5134-0457.3 330752	L= 457
3.0 dCi 160	115	06/05→		☒; → 08/06; - ABS	2	24.5134-0468.3 330704	L= 468
			←	→ 08/06; + ABS	2	24.5111-0510.3 330819	L= 510
			➔	☐; → 08/06		24.5251-0465.3 330822	L= 465
			➔	☐; → 08/06		24.5258-0450.3 330824	L= 450
<b>RENAULT - MASTER II Pritsche/Fahrgestell (ED/HD/UD) 07/98→</b>							
 <b>Bremssattel</b>							
2.2 dCi 90	66	09/00→	➔	☐; → 08/06		24.3424-1701.5 240561	BOS Ø 42 - Halter
2.5 dCi 100 (ED4V, ED8V)	73	10/03→	➔	☐; → 08/06		24.3424-1702.5 240562	BOS Ø 42 - Halter
2.5 dCi 120	84	10/01→					
3.0 dCi 120	85	06/05→					
3.0 dCi 140 (ED0S, UD0S)	100	10/03→					
3.0 dCi 160	115	06/05→					
2.5 D	59	07/98→01/01	➔	☐; 08/00→		24.3424-1701.5 240561	BOS Ø 42 - Halter
2.8 dTI	84	07/98→10/01	➔	☐; 08/00→		24.3424-1702.5 240562	BOS Ø 42 - Halter
2.5 dCi	74	08/06→	➔	☐; → 12/10		24.3424-1701.5 240561	BOS Ø 42 - Halter
2.5 dCi	88	08/06→	➔	☐; → 12/10		24.3424-1702.5 240562	BOS Ø 42 - Halter
2.5 dCi	107	08/06→	➔	☐; → 12/10		24.3424-1702.5 240562	BOS Ø 42 - Halter
 <b>Bremsschlauch</b>							
2.2 dCi 90	66	09/00→		☐; → 10/03	2	24.5134-0457.3 330752	L= 457
				☐; → 08/06; - ABS	2	24.5134-0457.3 330752	L= 457
				☒; → 08/06; - ABS	2	24.5134-0468.3 330704	L= 468
				☒; → 10/03	2	24.5134-0468.3 330704	L= 468
			←	11/03→ 08/06; + ABS	2	24.5111-0510.3 330819	L= 510
			➔	☒; → 11/03; am Bremssattel	2	24.5111-0326.3 330766	L= 326
			➔	☐; 12/03→ 08/06		24.5251-0465.3 330822	L= 465
			➔	☐; 12/03→ 08/06		24.5258-0450.3 330824	L= 450
2.5 D	59	07/98→01/01		☐; 08/00→	2	24.5134-0457.3 330752	L= 457
2.8 dTI	84	07/98→10/01		☒; 08/00→	2	24.5134-0468.3 330704	L= 468
				☐; → 07/00	2	24.5134-0518.3 330705	L= 518
				☒; → 07/00	2	24.5134-0562.3 330706	L= 568
			➔	☒; am Bremssattel	2	24.5111-0326.3 330766	L= 326
2.5 dCi	74	08/06→	←	+ ABS; → 12/10	2	24.5111-0510.3 330819	L= 510
2.5 dCi	88	08/06→	←	- ABS; → 12/10; am Bremssattel	2	24.5134-0457.3 330752	L= 457
2.5 dCi	107	08/06→	←	- ABS; → 12/10; am Bremssattel	2	24.5134-0457.3 330752	L= 457









	kw					! #		
<b>RENAULT - MASTER II Pritsche/Fahrgestell (ED/HD/UD) 07/98→</b>								
 <b>Bremsschlauch</b>								
2.5 dCi	74	08/06→	←	- ABS; → 12/10	2	24.5134-0468.3	330704	L= 468
2.5 dCi	88	08/06→				24.5134-0469.3	331479	L= 469
2.5 dCi	107	08/06→	→	☐; - ABS; → 12/10; am Bremssattel	2	24.5111-0326.3	330766	L= 326
			→	☐; + ABS; → 12/10		24.5251-0465.3	330822	L= 465
			→	☐; + ABS; → 12/10		24.5258-0450.3	330824	L= 450
2.5 dCi 100 (ED4V, ED8V)	73	10/03→		☐; → 08/06; - ABS	2	24.5134-0457.3	330752	L= 457
				☐; → 08/06; - ABS	2	24.5134-0468.3	330704	L= 468
			←	→ 08/06; + ABS	2	24.5111-0510.3	330819	L= 510
			→	☐; → 11/03; am Bremssattel	2	24.5111-0326.3	330766	L= 326
			→	☐; 12/03→ 08/06		24.5251-0465.3	330822	L= 465
			→	☐; 12/03→ 08/06		24.5258-0450.3	330824	L= 450
2.5 dCi 120	84	10/01→		☐; → 08/06; - ABS	2	24.5134-0457.3	330752	L= 457
				☐; → 10/03; + ABS	2	24.5134-0457.3	330752	L= 457
				☐; → 10/03; + ABS	2	24.5134-0468.3	330704	L= 468
				☐; → 08/06; - ABS	2	24.5134-0468.3	330704	L= 468
			←	11/03→ 08/06; + ABS	2	24.5111-0510.3	330819	L= 510
			→	☐; → 11/03; am Bremssattel	2	24.5111-0326.3	330766	L= 326
			→	☐; 12/03→ 08/06		24.5251-0465.3	330822	L= 465
			→	☐; 12/03→ 08/06		24.5258-0450.3	330824	L= 450
3.0 dCi 120	85	06/05→		☐; → 08/06; - ABS	2	24.5134-0457.3	330752	L= 457
3.0 dCi 160	115	06/05→		☐; → 08/06; - ABS	2	24.5134-0468.3	330704	L= 468
			←	→ 08/06; + ABS	2	24.5111-0510.3	330819	L= 510
			→	☐; → 08/06		24.5251-0465.3	330822	L= 465
			→	☐; → 08/06		24.5258-0450.3	330824	L= 450
3.0 dCi 140 (ED0S, UD0S)	100	10/03→		☐; → 08/06; - ABS	2	24.5134-0457.3	330752	L= 457
				☐; → 08/06; - ABS	2	24.5134-0468.3	330704	L= 468
			←	→ 08/06; + ABS	2	24.5111-0510.3	330819	L= 510
			→	☐; → 11/03; am Bremssattel	2	24.5111-0326.3	330766	L= 326
			→	☐; 11/03→ 08/06		24.5251-0465.3	330822	L= 465
			→	☐; 11/03→ 08/06		24.5258-0450.3	330824	L= 450
<b>RENAULT - MASTER III Bus (JV) 02/11→</b>								
 <b>Bremsschlauch</b>								
2.3 dCi 100 FWD (JV0A, JV0B)	74	02/11→	→	mit Einfachbereifung; nicht für Campingfahrzeuge	2	24.5111-0595.3	331495	L= 595
2.3 dCi 110 FWD	81	09/14→						
2.3 dCi 125 FWD (JV0C, JV0D, JV0H)	92	02/11→						
2.3 dCi 145 FWD (JV0F, JV0H)	107	02/11→						
2.3 dCi 170 FWD	125	07/15→						
2.3 dCi 150 FWD	110	10/12→	→	01/13→; mit Einfachbereifung; nicht für Campingfahrzeuge	2	24.5111-0595.3	331495	L= 595
<b>RENAULT - MASTER III Kasten (FV) 02/10→</b>								
 <b>Bremsschlauch</b>								
2.3 dCi 100 FWD (FV0A, FV0B, FV0G, FV0K)	74	02/10→	→	mit Einfachbereifung; nicht für Campingfahrzeuge	2	24.5111-0595.3	331495	L= 595
2.3 dCi 110 FWD	81	09/14→						
2.3 dCi 125 FWD (FV0C, FV0D)	92	02/10→						
2.3 dCi 130 FWD	96	06/16→						
2.3 dCi 135 FWD	100	07/14→						
2.3 dCi 145 FWD (FV0E, FV0F, FV0H, FV0J)	107	02/10→						
2.3 dCi 150 FWD	110	03/13→						
2.3 dCi 165 FWD	120	07/14→						
2.3 dCi 170 FWD	125	07/15→						
<b>RENAULT - MASTER III Pritsche/Fahrgestell (EV, HV, UV) 02/10→</b>								
 <b>Bremsschlauch</b>								
2.3 dCi 100 FWD (EV0A, EV0B, HV0A, HV0B, HV0G, UV0A...)	74	02/10→	→	mit Einfachbereifung; nicht für Campingfahrzeuge	2	24.5111-0595.3	331495	L= 595

	kw			 	! #			
<b>RENAULT - MASTER III Pritsche/Fahrgestell (EV, HV, UV) 02/10→</b>								
 <b>Bremsschlauch</b>								
2.3 dCi 110 FWD	81	09/14→	➔	mit Einfachbereifung; nicht für Campingfahrzeuge	2	24.5111-0595.3	331495	L= 595
2.3 dCi 125 FWD	92	02/10→						
2.3 dCi 130 FWD	96	03/12→						
2.3 dCi 135 FWD	100	07/14→						
2.3 dCi 145 FWD (EV0E, EV0F, HV0E, HV0F, UV0E, UV0F)	107	02/10→						
2.3 dCi 150 FWD	110	03/13→						
2.3 dCi 165 FWD	120	07/14→						
2.3 dCi 170 FWD	125	06/16→						
<b>RENAULT - MEGANE I (BA0/1_) 08/95→12/04</b>								
 <b>Bremssattel</b>								
1.4 16V (BA0D, BA1H, BA0W, BA10)	70	03/99→08/03	←	☐; → 12/02		24.3481-1615.5	240031	TRW Ø 48 - Halter
1.9 TDI	69	09/96→08/03	←	☐; → 12/02		24.3481-1616.5	240032	TRW Ø 48 - Halter
2.0 i	80	03/99→08/03						
2.0 i (BA0G)	84	01/96→08/03						
1.4 e (BA0E, BA0V)	55	01/96→08/03	←	☐; → 10/97		24.3481-1611.5	240029	TRW Ø 48 - Halter
			←	☐; → 10/97		24.3481-1612.5	240030	TRW Ø 48 - Halter
			←	☐; 11/97→ 12/02		24.3481-1615.5	240031	TRW Ø 48 - Halter
			←	☐; 06/98→ 12/02		24.3481-1615.5	240031	TRW Ø 48 - Halter
			←	☐; 11/97→ 12/02		24.3481-1616.5	240032	TRW Ø 48 - Halter
			←	☐; 06/98→ 12/02		24.3481-1616.5	240032	TRW Ø 48 - Halter
1.4 Eco (BA0T)	52	01/96→03/99	←	☐; → 10/97		24.3481-1611.5	240029	TRW Ø 48 - Halter
1.6 i (BA0L)	55	01/96→03/99	←	☐; → 10/97		24.3481-1612.5	240030	TRW Ø 48 - Halter
			←	☐; 11/97→		24.3481-1615.5	240031	TRW Ø 48 - Halter
			←	☐; 11/97→		24.3481-1616.5	240032	TRW Ø 48 - Halter
1.6 16V	81	11/01→12/04	←	☐; → 12/02; für Fahrzeuge mit verstärktem Fahrwerk		24.3481-1615.5	240031	TRW Ø 48 - Halter
1.6 16V (BA11, BA04, BA0B, BA1J)	79	03/99→08/03	←	☐; → 12/02; für Fahrzeuge mit verstärktem Fahrwerk		24.3481-1616.5	240032	TRW Ø 48 - Halter
			←	☐; → 12/02		24.3541-1749.5	240427	TRW Ø 54 - Halter
			←	☐; → 12/02; für Fahrzeuge ohne verstärktes Fahrwerk		24.3541-1749.5	240427	TRW Ø 54 - Halter
			←	☐; → 12/02		24.3541-1750.5	240428	TRW Ø 54 - Halter
			←	☐; → 12/02; für Fahrzeuge ohne verstärktes Fahrwerk		24.3541-1750.5	240428	TRW Ø 54 - Halter
1.6 e (BA0F, BA0S)	66	01/96→03/99	←	☐		24.3481-1615.5	240031	TRW Ø 48 - Halter
1.9 DTi	60	02/00→09/00						
2.0	85	05/98→05/01	←	☐		24.3481-1616.5	240032	TRW Ø 48 - Halter
1.6 LPG	66	08/95→03/99	←	☐; 01/96→		24.3481-1615.5	240031	TRW Ø 48 - Halter
			←	☐; 01/96→		24.3481-1616.5	240032	TRW Ø 48 - Halter
1.6 LPG	80	10/00→08/02	←	☐; für Fahrzeuge mit verstärktem Fahrwerk		24.3481-1615.5	240031	TRW Ø 48 - Halter
			←	☐; für Fahrzeuge mit verstärktem Fahrwerk		24.3481-1616.5	240032	TRW Ø 48 - Halter
			←	☐		24.3541-1749.5	240427	TRW Ø 54 - Halter
			←	☐; für Fahrzeuge ohne verstärktes Fahrwerk		24.3541-1749.5	240427	TRW Ø 54 - Halter
			←	☐; für Fahrzeuge ohne verstärktes Fahrwerk		24.3541-1750.5	240428	TRW Ø 54 - Halter
			←	☐		24.3541-1750.5	240428	TRW Ø 54 - Halter
1.8 16V (BA06, BA12, BA1A, BA1M, BA1R)	85	01/01→08/03	←	☐; → 12/02		24.3541-1749.5	240427	TRW Ø 54 - Halter
1.9 DCi	77	03/99→08/03	←	☐; → 12/02		24.3541-1750.5	240428	TRW Ø 54 - Halter
1.9 dCi (BA05, BA1F)	75	02/01→08/03						
1.9 dTi (BA1U)	59	02/01→08/03						
1.9 D	69	04/96→02/01	←	☐; 09/96→		24.3481-1615.5	240031	TRW Ø 48 - Halter
			←	☐; 09/96→		24.3481-1616.5	240032	TRW Ø 48 - Halter
1.9 D Eco (B/SA0U, BA0A)	47	01/96→08/03	←	☐; → 10/97		24.3481-1611.5	240029	TRW Ø 48 - Halter
			←	☐; → 10/97		24.3481-1612.5	240030	TRW Ø 48 - Halter
			←	☐; 11/97→ 12/02		24.3481-1615.5	240031	TRW Ø 48 - Halter
			←	☐; → 12/02		24.3481-1615.5	240031	TRW Ø 48 - Halter












	kW			 	! #			
<b>RENAULT - MEGANE I (BA0/1_) 08/95→12/04</b>								
<b>Bremssattel</b>								
1.9 D Eco (B/SA0U, BA0A)	47	01/96→08/03	←	☐; 06/98→ 12/02		24.3481-1615.5	240031	TRW Ø 48 - Halter
			←	☐; 06/98→ 12/02		24.3481-1616.5	240032	TRW Ø 48 - Halter
			←	☐; 11/97→ 12/02		24.3481-1616.5	240032	TRW Ø 48 - Halter
			←	☐; → 12/02		24.3481-1616.5	240032	TRW Ø 48 - Halter
1.9 dT (B/SA0K, B/SA0Y)	66	01/96→08/03	←	☐; → 01/98		24.3481-1615.5	240031	TRW Ø 48 - Halter
			←	☐; → 01/98		24.3481-1616.5	240032	TRW Ø 48 - Halter
1.9 dTi (BA08, BA0N)	72	03/97→02/01	←	☐; → 02/99		24.3481-1615.5	240031	TRW Ø 48 - Halter
			←	☐		24.3481-1615.5	240031	TRW Ø 48 - Halter
			←	☐; → 02/99		24.3481-1616.5	240032	TRW Ø 48 - Halter
			←	☐		24.3481-1616.5	240032	TRW Ø 48 - Halter
			←	☐; 03/99→		24.3541-1749.5	240427	TRW Ø 54 - Halter
			←	☐; 03/99→		24.3541-1750.5	240428	TRW Ø 54 - Halter
2.0 16V (BA0H)	108	07/96→08/03	←	☐; → 09/98		24.3541-1741.5	240215	TRW Ø 54 - Halter
			←	☐; → 09/98		24.3541-1742.5	240216	TRW Ø 54 - Halter
			←	☐; 10/98→ 12/02		24.3541-1749.5	240427	TRW Ø 54 - Halter
			←	☐; 10/98→ 12/02		24.3541-1750.5	240428	TRW Ø 54 - Halter
<b>Zubehörsatz, Bremssattel</b>								
1.4 16V (BA0D, BA1H, BA0W, BA10)	70	03/99→08/03	←	→ 12/02		24.0101-4806.2	260052	TRW
1.9 TDI	69	09/96→08/03						
2.0 i	80	03/99→08/03						
2.0 i (BA0G)	84	01/96→08/03						
1.4 e (BA0E, BA0V)	55	01/96→08/03	←	11/97→ 12/02		24.0101-4806.2	260052	TRW
			←	06/98→ 12/02		24.0101-4806.2	260052	TRW
			←	→ 10/97		24.0101-4807.2	260053	TRW
1.4 Eco (BA0T)	52	01/96→03/99	←	11/97→		24.0101-4806.2	260052	TRW
1.6 i (BA0L)	55	01/96→03/99	←	→ 10/97		24.0101-4807.2	260053	TRW
1.6 16V	81	11/01→12/04	←	→ 12/02;		24.0101-4806.2	260052	TRW
1.6 16V (BA11, BA04, BA0B, BA1J)	79	03/99→08/03		für Fahrzeuge mit verstärktem Fahrwerk				
1.6 e (BA0F, BA0S)	66	01/96→03/99	←			24.0101-4806.2	260052	TRW
1.9 DTi	60	02/00→09/00						
2.0	85	05/98→05/01						
1.6 LPG	66	08/95→03/99	←	01/96→		24.0101-4806.2	260052	TRW
1.6 LPG	80	10/00→08/02	←	für Fahrzeuge mit verstärktem Fahrwerk		24.0101-4806.2	260052	TRW
1.9 D	69	04/96→02/01	←	09/96→		24.0101-4806.2	260052	TRW
1.9 D Eco (B/SA0U, BA0A)	47	01/96→08/03	←	11/97→ 12/02		24.0101-4806.2	260052	TRW
			←	→ 12/02		24.0101-4806.2	260052	TRW
			←	06/98→ 12/02		24.0101-4806.2	260052	TRW
			←	→ 10/97		24.0101-4807.2	260053	TRW
1.9 dT (B/SA0K, B/SA0Y)	66	01/96→08/03	←	→ 01/98		24.0101-4806.2	260052	TRW
1.9 dTi (BA08, BA0N)	72	03/97→02/01	←			24.0101-4806.2	260052	TRW
			←	→ 02/99		24.0101-4806.2	260052	TRW
<b>Bremsschlauch</b>								
1.4 16V (BA0D, BA1H, BA0W, BA10)	70	03/99→08/03	←	→ 12/02	2	24.5111-0390.3	330566	L= 390
1.4 e (BA0E, BA0V)	55	01/96→08/03	→	→ 12/02	2	24.5229-0265.3	330540	L= 265
1.6 16V	81	11/01→12/04						
1.6 16V (BA11, BA04, BA0B, BA1J)	79	03/99→08/03						
1.8 16V (BA06, BA12, BA1A, BA1M, BA1R)	85	01/01→08/03						
1.9 DCi	77	03/99→08/03						
1.9 dCi (BA05, BA1F)	75	02/01→08/03						
1.9 D Eco (B/SA0U, BA0A)	47	01/96→08/03						
1.9 dT (B/SA0K, B/SA0Y)	66	01/96→08/03						
1.9 dTi (BA1U)	59	02/01→08/03						
1.9 TDI	69	09/96→08/03						
2.0 16V (BA0H)	108	07/96→08/03						
2.0 i	80	03/99→08/03						











	kw			 	! #		
<b>RENAULT - MEGANE I (BA0/1_) 08/95→12/04</b>							
 <b>Bremsschlauch</b>							
1.4 Eco (BA0T)	52	01/96→03/99	←		2	24.5111-0390.3 330566	L= 390
1.6 e (BA0F, BA0S)	66	01/96→03/99	→		2	24.5229-0265.3 330540	L= 265
1.6 i (BA0L)	55	01/96→03/99					
1.6 LPG	80	10/00→08/02					
1.9 dT	76	08/98→10/99					
1.6 LPG	66	08/95→03/99	←	01/96→	2	24.5111-0390.3 330566	L= 390
			→	01/96→	2	24.5229-0265.3 330540	L= 265
1.9 D	69	04/96→02/01	←	09/96→	2	24.5111-0390.3 330566	L= 390
			→	09/96→	2	24.5229-0265.3 330540	L= 265
1.9 dTi (BA08, BA0N)	72	03/97→02/01	←		2	24.5111-0390.3 330566	L= 390
			←		2	24.5111-0390.3 330566	L= 390
			→		2	24.5229-0265.3 330540	L= 265
			→		2	24.5229-0265.3 330540	L= 265
2.0 i (BA0G)	84	01/96→08/03	←	→ 12/02	2	24.5111-0390.3 330566	L= 390
			→	→ 12/02	2	24.5229-0265.3 330540	L= 265
<b>RENAULT - MEGANE I Cabriolet (EA0/1_) 10/96→08/03</b>							
 <b>Bremssattel</b>							
1.4 16V (EA0D, EA1H, EA0W, EA10)	70	03/99→08/03	←	☐		24.3481-1615.5 240031	TRW Ø 48 - Halter
			←	☐		24.3481-1616.5 240032	TRW Ø 48 - Halter
			←	☐; 10/00→		24.3541-1749.5 240427	TRW Ø 54 - Halter
			←	☐; 10/00→		24.3541-1750.5 240428	TRW Ø 54 - Halter
1.6 16V (EA0B, EA04, EA11)	79	03/99→08/03	←	☐		24.3541-1749.5 240427	TRW Ø 54 - Halter
	102	01/02→08/03	←	☐		24.3541-1750.5 240428	TRW Ø 54 - Halter
1.6 e (EA0F)	66	10/96→03/99	←	☐		24.3481-1615.5 240031	TRW Ø 48 - Halter
2.0 (EA0G)	84	04/97→08/03	←	☐		24.3481-1616.5 240032	TRW Ø 48 - Halter
2.0 i (EA0G)	80	03/99→08/03	←	☐		24.3481-1616.5 240032	TRW Ø 48 - Halter
2.0 16V (EA0H)	108	10/96→11/99	←	☐; → 08/98; für Linkslenker		24.3541-1741.5 240215	TRW Ø 54 - Halter
			←	☐; → 08/98; für Linkslenker		24.3541-1742.5 240216	TRW Ø 54 - Halter
			←	☐; 09/98→		24.3541-1749.5 240427	TRW Ø 54 - Halter
			←	☐; 09/98→		24.3541-1750.5 240428	TRW Ø 54 - Halter
			←	☐; → 08/98; für Rechtslenker		24.3601-1707.5 240229	TRW Ø 60 - Halter
			←	☐; → 08/98; für Rechtslenker		24.3601-1708.5 240230	TRW Ø 60 - Halter
2.0 16V IDE (EA03, EA0P, EA14)	103	11/99→08/03	←	☐		24.3541-1749.5 240427	TRW Ø 54 - Halter
			←	☐; 10/00→		24.3541-1749.5 240427	TRW Ø 54 - Halter
			←	☐		24.3541-1750.5 240428	TRW Ø 54 - Halter
			←	☐; 10/00→		24.3541-1750.5 240428	TRW Ø 54 - Halter
<b>Zubehörsatz, Bremssattel</b>							
1.4 16V (EA0D, EA1H, EA0W, EA10)	70	03/99→08/03	←			24.0101-4806.2 260052	TRW
1.6 e (EA0F)	66	10/96→03/99					
2.0 (EA0G)	84	04/97→08/03					
2.0 i (EA0G)	80	03/99→08/03					
 <b>Bremsschlauch</b>							
1.4 16V (EA0D, EA1H, EA0W, EA10)	70	03/99→08/03	←		2	24.5111-0390.3 330566	L= 390
1.6 16V (EA0B, EA04, EA11)	79	03/99→08/03	→		2	24.5229-0265.3 330540	L= 265
1.6 e (EA0F)	66	10/96→03/99					
2.0 (EA0G)	84	04/97→08/03					
2.0 16V (EA0H)	108	10/96→11/99					
2.0 i (EA0G)	80	03/99→08/03					
2.0 16V	102	01/02→08/03	←	→ 01/02	2	24.5111-0390.3 330566	L= 390
			→		2	24.5229-0265.3 330540	L= 265
2.0 16V IDE (EA03, EA0P, EA14)	103	11/99→08/03	←	10/00→	2	24.5111-0390.3 330566	L= 390
			←		2	24.5111-0390.3 330566	L= 390
			→	10/00→	2	24.5229-0265.3 330540	L= 265
			→		2	24.5229-0265.3 330540	L= 265

	kw			 	! #		
<b>RENAULT - MEGANE I Classic (LA0/1 ) 09/96→08/08</b>							
 <b>Bremssattel</b>							
1.4 (LA0E, LA0V)	55	09/96→08/03	←	☐; → 10/97; + ABS	24.3481-1611.5	240029	TRW Ø 48 - Halter
			←	☐; → 10/97; + ABS	24.3481-1612.5	240030	TRW Ø 48 - Halter
			←	☐; 11/97→ 12/02; + ABS	24.3481-1615.5	240031	TRW Ø 48 - Halter
			←	☐; 04/98→ 12/02	24.3481-1615.5	240031	TRW Ø 48 - Halter
			←	☐; 04/98→ 12/02	24.3481-1616.5	240032	TRW Ø 48 - Halter
			←	☐; 11/97→ 12/02; + ABS	24.3481-1616.5	240032	TRW Ø 48 - Halter
1.4 16V (LA0D, LA1H, IA0W, LA10) 1.9 dTi (LA1U)	70	03/99→08/03	←	☐; → 12/02	24.3481-1615.5	240031	TRW Ø 48 - Halter
	59	02/01→08/03	←	☐; → 12/02	24.3541-1749.5	240427	TRW Ø 54 - Halter
1.6 1.6 e (LA0F, LA0S) 1.9 dT 2.0 RT	64	02/00→09/00	←	☐	24.3481-1615.5	240031	TRW Ø 48 - Halter
	66	09/96→03/99	←	☐	24.3481-1616.5	240032	TRW Ø 48 - Halter
1.6 16V	76	08/98→10/99	←	☐	24.3481-1616.5	240032	TRW Ø 48 - Halter
	112	10/96→02/99	←	☐	24.3481-1616.5	240032	TRW Ø 48 - Halter
1.6 16V (La04, LA11, LA0B, LA1C, LA1J)	81	09/99→12/01	←	☐	24.3481-1615.5	240031	TRW Ø 48 - Halter
			←	☐	24.3541-1749.5	240427	TRW Ø 54 - Halter
			←	☐; für Fahrzeuge mit verstärktem Fahrwerk	24.3481-1615.5	240031	TRW Ø 48 - Halter
			←	☐	24.3481-1616.5	240032	TRW Ø 48 - Halter
			←	☐	24.3541-1750.5	240428	TRW Ø 54 - Halter
			←	☐; für Fahrzeuge mit verstärktem Fahrwerk	24.3481-1616.5	240032	TRW Ø 48 - Halter
			←	☐; für Fahrzeuge ohne verstärktes Fahrwerk	24.3541-1749.5	240427	TRW Ø 54 - Halter
1.6 16V (La04, LA11, LA0B, LA1C, LA1J)	79	03/99→08/03	←	☐; → 12/02	24.3481-1615.5	240031	TRW Ø 48 - Halter
			←	☐; → 12/02	24.3541-1749.5	240427	TRW Ø 54 - Halter
			←	☐; → 12/02; für Fahrzeuge mit verstärktem Fahrwerk	24.3481-1615.5	240031	TRW Ø 48 - Halter
			←	☐; → 12/02; für Fahrzeuge mit verstärktem Fahrwerk	24.3481-1616.5	240032	TRW Ø 48 - Halter
			←	☐; → 12/02	24.3481-1616.5	240032	TRW Ø 48 - Halter
			←	☐; → 12/02	24.3541-1750.5	240428	TRW Ø 54 - Halter
			←	☐; → 12/02; für Fahrzeuge ohne verstärktes Fahrwerk	24.3541-1749.5	240427	TRW Ø 54 - Halter
1.6 i (LA0L)	55	09/96→03/99	←	☐; → 10/97	24.3481-1611.5	240029	TRW Ø 48 - Halter
			←	☐; → 10/97	24.3481-1612.5	240030	TRW Ø 48 - Halter
			←	☐; 11/97→	24.3481-1615.5	240031	TRW Ø 48 - Halter
			←	☐; 11/97→	24.3481-1616.5	240032	TRW Ø 48 - Halter
			←	☐; → 12/02	24.3541-1749.5	240427	TRW Ø 54 - Halter
			←	☐; → 12/02	24.3541-1750.5	240428	TRW Ø 54 - Halter
			←	☐; → 12/02; für Fahrzeuge ohne verstärktes Fahrwerk	24.3541-1749.5	240427	TRW Ø 54 - Halter
1.8 16V (LA06, LA12, LA1A, LA1M, LA1R) 1.9 dCi (LA05, LA1F) 2.0 i (LA0G)	85	01/01→08/03	←	☐; → 12/02	24.3541-1749.5	240427	TRW Ø 54 - Halter
	75	02/01→08/03	←	☐; → 12/02	24.3541-1750.5	240428	TRW Ø 54 - Halter
1.9 D (LA0A, LA0U)	80	03/99→08/03	←	☐; → 12/02	24.3541-1750.5	240428	TRW Ø 54 - Halter
	47	09/96→08/03	←	☐; → 10/97	24.3481-1611.5	240029	TRW Ø 48 - Halter
			←	☐; → 10/97	24.3481-1612.5	240030	TRW Ø 48 - Halter
			←	☐; 11/97→ 12/02	24.3481-1615.5	240031	TRW Ø 48 - Halter
			←	☐; 09/98→ 12/02	24.3481-1615.5	240031	TRW Ø 48 - Halter
			←	☐; 11/97→ 12/02	24.3481-1616.5	240032	TRW Ø 48 - Halter
←			☐; 09/98→ 12/02	24.3481-1616.5	240032	TRW Ø 48 - Halter	
1.9 dCi	77	03/99→09/00	←	☐	24.3541-1749.5	240427	TRW Ø 54 - Halter
	77	03/99→09/00	←	☐	24.3541-1750.5	240428	TRW Ø 54 - Halter
1.9 dT (LA0K, LA0Y) 1.9 TDI	66	09/96→08/03	←	☐; → 12/02	24.3481-1615.5	240031	TRW Ø 48 - Halter
	69	09/96→08/03	←	☐; → 12/02	24.3481-1616.5	240032	TRW Ø 48 - Halter
1.9 dTi (LA08, LA0N)	72	03/97→02/01	←	☐; → 02/99	24.3481-1615.5	240031	TRW Ø 48 - Halter
			←	☐	24.3481-1615.5	240031	TRW Ø 48 - Halter
			←	☐	24.3541-1749.5	240427	TRW Ø 54 - Halter
			←	☐; → 02/99	24.3481-1616.5	240032	TRW Ø 48 - Halter
			←	☐	24.3481-1616.5	240032	TRW Ø 48 - Halter
←	☐	24.3541-1750.5	240428	TRW Ø 54 - Halter			

↓

	kw			 	! #		
<b>RENAULT - MEGANE I Classic (LA0/1 ) 09/96→08/08</b>							
<b> Bremssattel</b>							
1.9 dTi (LA08, LA0N)	72	03/97→02/01	←	☐; 03/99→		24.3541-1749.5 240427	TRW Ø 54 - Halter
			←	☐; 03/99→		24.3541-1750.5 240428	TRW Ø 54 - Halter
2.0 i (LA07, LA0G)	84	09/96→08/03	←	☐; → 02/99		24.3481-1615.5 240031	TRW Ø 48 - Halter
			←	☐; → 02/99		24.3481-1616.5 240032	TRW Ø 48 - Halter
			←	☐; → 12/02		24.3541-1749.5 240427	TRW Ø 54 - Halter
			←	☐; 03/99→ 12/02		24.3541-1749.5 240427	TRW Ø 54 - Halter
			←	☐; → 12/02		24.3541-1750.5 240428	TRW Ø 54 - Halter
			←	☐; 03/99→ 12/02		24.3541-1750.5 240428	TRW Ø 54 - Halter
2.0 RT	103	03/01→08/03	←	☐; → 02/03		24.3541-1749.5 240427	TRW Ø 54 - Halter
			←	☐; → 02/03		24.3541-1750.5 240428	TRW Ø 54 - Halter
<b>Zubehörsatz, Bremssattel</b>							
1.4 (LA0E, LA0V)	55	09/96→08/03	←	11/97→ 12/02; + ABS		24.0101-4806.2 260052	TRW
			←	04/98→ 12/02		24.0101-4806.2 260052	TRW
			←	→ 10/97; + ABS		24.0101-4807.2 260053	TRW
1.4 16V (LA0D, LA1H, IA0W, LA10)	70	03/99→08/03	←	→ 12/02		24.0101-4806.2 260052	TRW
1.9 dT (LA0K, LA0Y)	66	09/96→08/03					
1.9 dTi (LA1U)	59	02/01→08/03					
1.9 TDI	69	09/96→08/03					
1.6	64	02/00→09/00	←			24.0101-4806.2 260052	TRW
1.6 e (LA0F, LA0S)	66	09/96→03/99					
1.9 dT	76	08/98→10/99					
2.0 RT	112	10/96→02/99					
1.6 16V	81	09/99→12/01	←			24.0101-4806.2 260052	TRW
			←	für Fahrzeuge mit verstärktem Fahrwerk		24.0101-4806.2 260052	TRW
1.6 16V (La04, LA11, LA0B, LA1C, LA1J)	79	03/99→08/03	←	→ 12/02		24.0101-4806.2 260052	TRW
			←	→ 12/02; für Fahrzeuge mit verstärktem Fahrwerk		24.0101-4806.2 260052	TRW
1.6 i (LA0L)	55	09/96→03/99	←	11/97→		24.0101-4806.2 260052	TRW
			←	→ 10/97		24.0101-4807.2 260053	TRW
1.9 D (LA0A, LA0U)	47	09/96→08/03	←	11/97→ 12/02		24.0101-4806.2 260052	TRW
			←	09/98→ 12/02		24.0101-4806.2 260052	TRW
			←	→ 10/97		24.0101-4807.2 260053	TRW
1.9 dTi (LA08, LA0N)	72	03/97→02/01	←			24.0101-4806.2 260052	TRW
			←	→ 02/99		24.0101-4806.2 260052	TRW
2.0 i (LA07, LA0G)	84	09/96→08/03	←	→ 02/99		24.0101-4806.2 260052	TRW
<b> Bremsschlauch</b>							
1.4 (LA0E, LA0V)	55	09/96→08/03	←	→ 12/02	2	24.5111-0390.3 330566	L= 390
1.4 16V (LA0D, LA1H, IA0W, LA10)	70	03/99→08/03	→	→ 12/02	2	24.5229-0265.3 330540	L= 265
1.6 16V (La04, LA11, LA0B, LA1C, LA1J)	79	03/99→08/03					
1.8 16V (LA06, LA12, LA1A, LA1M, LA1R)	85	01/01→08/03					
1.9 D (LA0A, LA0U)	47	09/96→08/03					
1.9 dT (LA0K, LA0Y)	66	09/96→08/03					
1.9 dTi (LA1U)	59	02/01→08/03					
1.9 TDI	69	09/96→08/03					
1.6 16V	81	09/99→12/01	←		2	24.5111-0390.3 330566	L= 390
1.6 e (LA0F, LA0S)	66	09/96→03/99					
1.6 i (LA0L)	55	09/96→03/99	→		2	24.5229-0265.3 330540	L= 265
1.9 dT	76	08/98→10/99					
2.0 RT	112	10/96→02/99					
1.9 dCi (LA05, LA1F)	75	02/01→08/03	←	→ 12/02	2	24.5111-0390.3 330566	L= 390
1.9 dTi (LA08, LA0N)	72	03/97→02/01	←		2	24.5111-0390.3 330566	L= 390
			←		2	24.5111-0390.3 330566	L= 390
			→		2	24.5229-0265.3 330540	L= 265
			→		2	24.5229-0265.3 330540	L= 265
2.0 i (LA07, LA0G)	84	09/96→08/03	←	→ 12/02	2	24.5111-0390.3 330566	L= 390
			←	→ 12/02	2	24.5111-0390.3 330566	L= 390
			→	→ 12/02	2	24.5229-0265.3 330540	L= 265
↓							



	kw			 	! #		
<b>RENAULT - MEGANE I Classic (LA0/1_) 09/96→08/08</b>							
 <b>Bremsschlauch</b>							
2.0 i (LA07, LA0G)	84	09/96→08/03	➔	→ 12/02	2	24.5229-0265.3 330540	L= 265
2.0 RT	103	03/01→08/03	➔	→ 02/03	2	24.5111-0390.3 330566	L= 390
			➔	→ 02/03	2	24.5229-0265.3 330540	L= 265
<b>RENAULT - MEGANE I Coach (DA0/1_) 03/96→08/03</b>							
 <b>Bremssattel</b>							
1.4 16V (DA0D, DA1H, DA0W, DA10)	70	03/99→08/03	➔	➔ 02/03		24.3481-1615.5 240031	TRW Ø 48 - Halter
			➔	➔ 02/03		24.3481-1616.5 240032	TRW Ø 48 - Halter
			➔	➔ 10/00→ 02/03		24.3541-1749.5 240427	TRW Ø 54 - Halter
			➔	➔ 10/00→ 02/03		24.3541-1750.5 240428	TRW Ø 54 - Halter
1.6 16V (DA0B, DA04, DA11)	79	03/99→08/03	➔	➔ 02/03		24.3541-1749.5 240427	TRW Ø 54 - Halter
1.9 dCi (DA05, DA1F)	75	02/01→08/03	➔	➔ 02/03		24.3541-1750.5 240428	TRW Ø 54 - Halter
2.0 16V	102	01/02→08/03					
1.6 e (DA0F)	66	03/96→03/99	➔			24.3481-1615.5 240031	TRW Ø 48 - Halter
			➔			24.3481-1616.5 240032	TRW Ø 48 - Halter
1.9 dTi (DA0N)	72	03/97→02/01	➔	➔ 05/97→ 02/99		24.3481-1615.5 240031	TRW Ø 48 - Halter
			➔	➔ 05/97→ 02/99		24.3481-1616.5 240032	TRW Ø 48 - Halter
			➔	➔ 03/99→		24.3541-1749.5 240427	TRW Ø 54 - Halter
			➔	➔ 03/99→		24.3541-1750.5 240428	TRW Ø 54 - Halter
2.0 16V (DA0H)	108	03/96→11/99	➔	➔ 08/98; für Linkslenker		24.3541-1741.5 240215	TRW Ø 54 - Halter
			➔	➔ 08/98; für Linkslenker		24.3541-1742.5 240216	TRW Ø 54 - Halter
			➔	➔ 09/98→		24.3541-1749.5 240427	TRW Ø 54 - Halter
			➔	➔ 09/98→		24.3541-1750.5 240428	TRW Ø 54 - Halter
			➔	➔ 08/98; für Rechtslenker		24.3601-1707.5 240229	TRW Ø 60 - Halter
			➔	➔ 08/98; für Rechtslenker		24.3601-1708.5 240230	TRW Ø 60 - Halter
2.0 16V IDE (DA03, DA0P, DA14)	103	11/99→08/03	➔	➔ 10/00→ 02/03		24.3541-1749.5 240427	TRW Ø 54 - Halter
			➔	➔ 02/03		24.3541-1749.5 240427	TRW Ø 54 - Halter
			➔	➔ 10/00→ 02/03		24.3541-1750.5 240428	TRW Ø 54 - Halter
			➔	➔ 02/03		24.3541-1750.5 240428	TRW Ø 54 - Halter
2.0 i	80	03/99→08/03	➔	➔ 02/03		24.3481-1615.5 240031	TRW Ø 48 - Halter
2.0 i (DA0G)	84	03/96→08/03	➔	➔ 02/03		24.3481-1616.5 240032	TRW Ø 48 - Halter
<b>Zubehörsatz, Bremssattel</b>							
1.4 16V (DA0D, DA1H, DA0W, DA10)	70	03/99→08/03	➔	→ 02/03		24.0101-4806.2 260052	TRW
2.0 i	80	03/99→08/03					
2.0 i (DA0G)	84	03/96→08/03					
1.6 e (DA0F)	66	03/96→03/99	➔			24.0101-4806.2 260052	TRW
1.9 dTi (DA0N)	72	03/97→02/01	➔	05/97→ 02/99		24.0101-4806.2 260052	TRW
 <b>Bremsschlauch</b>							
1.4 16V (DA0D, DA1H, DA0W, DA10)	70	03/99→08/03	➔	→ 02/03	2	24.5111-0390.3 330566	L= 390
1.6 16V (DA0B, DA04, DA11)	79	03/99→08/03	➔	→ 02/03	2	24.5229-0265.3 330540	L= 265
1.9 dCi (DA05, DA1F)	75	02/01→08/03					
2.0 16V	102	01/02→08/03					
2.0 i	80	03/99→08/03					
2.0 i (DA0G)	84	03/96→08/03					
1.6 e (DA0F)	66	03/96→03/99	➔		2	24.5111-0390.3 330566	L= 390
2.0 16V (DA0H)	108	03/96→11/99	➔		2	24.5229-0265.3 330540	L= 265
1.9 dTi (DA0N)	72	03/97→02/01	➔	05/97→	2	24.5111-0390.3 330566	L= 390
			➔	05/97→	2	24.5229-0265.3 330540	L= 265
2.0 16V IDE (DA03, DA0P, DA14)	103	11/99→08/03	➔	→ 02/03	2	24.5111-0390.3 330566	L= 390
			➔	10/00→ 02/03	2	24.5111-0390.3 330566	L= 390
			➔	→ 02/03	2	24.5229-0265.3 330540	L= 265
			➔	10/00→ 02/03	2	24.5229-0265.3 330540	L= 265

**RENAULT - MEGANE I Grandtour (KA0/1\_) 03/99→08/03**

**Bremssattel**

1.4 16V (KA0D, KA1H, KA0W, KA10)	70	03/99→08/03	←	☐	24.3481-1615.5	240031	TRW Ø 48 - Halter
			←	☐	24.3481-1616.5	240032	TRW Ø 48 - Halter
			→	☐	24.3344-1707.7	220531	TRW Ø 34 - Halter
			→	☐	24.3344-1708.7	220532	TRW Ø 34 - Halter
1.4 e (KA0V)	55	03/99→08/03	←	☐	24.3481-1615.5	240031	TRW Ø 48 - Halter
1.6 e (KA0F)	66	03/99→08/03	←	☐	24.3481-1616.5	240032	TRW Ø 48 - Halter
1.9 D (KA0J, KA0R)	47	04/99→08/03	←	☐	24.3481-1616.5	240032	TRW Ø 48 - Halter
1.6 16V (KA0B, KA04, KA11)	79	03/99→08/03	←	☐	24.3541-1749.5	240427	TRW Ø 54 - Halter
			←	☐	24.3541-1750.5	240428	TRW Ø 54 - Halter
	72	03/99→02/01	→	☐; 07/99→	24.3344-1707.7	220531	TRW Ø 34 - Halter
			→	☐; 07/99→	24.3344-1708.7	220532	TRW Ø 34 - Halter
1.6 Bifuel	80	03/99→09/00	←	☐	24.3541-1749.5	240427	TRW Ø 54 - Halter
			←	☐	24.3541-1750.5	240428	TRW Ø 54 - Halter
1.8 16V (KA0S, KA12, KA1A, KA1M, KA1R)	85	01/01→08/03	←	☐	24.3541-1749.5	240427	TRW Ø 54 - Halter
			←	☐	24.3541-1750.5	240428	TRW Ø 54 - Halter
	59	02/01→08/03	→	☐	24.3344-1707.7	220531	TRW Ø 34 - Halter
			→	☐	24.3344-1708.7	220532	TRW Ø 34 - Halter

**Zubehörsatz, Bremssattel**

1.4 16V (KA0D, KA1H, KA0W, KA10)	70	03/99→08/03	←		24.0101-4806.2	260052	TRW
1.4 e (KA0V)	55	03/99→08/03					
1.6 e (KA0F)	66	03/99→08/03					
1.9 D (KA0J, KA0R)	47	04/99→08/03					

**Bremsschlauch**







1.4 16V (KA0D, KA1H, KA0W, KA10)	70	03/99→08/03	←		2	24.5111-0390.3	330566	L= 390
			→		2	24.5229-0265.3	330540	L= 265
1.4 e (KA0V)	55	03/99→08/03	→					
1.6 16V (KA0B, KA04, KA11)	79	03/99→08/03						
1.6 Bifuel	80	03/99→09/00						
1.6 e (KA0F)	66	03/99→08/03						
1.8 16V (KA0S, KA12, KA1A, KA1M, KA1R)	85	01/01→08/03						
1.9 D (KA0J, KA0R)	47	04/99→08/03						
1.9 dCi (KA05, KA1F)	75	02/01→08/03						
1.9 dTi (KA0N)	72	03/99→02/01						
1.9 dTi (KA1U)	59	02/01→08/03						







**RENAULT - MEGANE II (BM0/1\_, CM0/1\_) 11/02→01/11**








**Bremssattel**







1.4 16V	60	10/03→02/08	→	☐; PR 1334	11.9387-7001.2	220397	ATE Ø 38 - Halter
1.5 dCi	63	05/05→02/08	→	☐; PR 1334	11.9387-7002.2	220398	ATE Ø 38 - Halter
1.5 dCi	76	01/07→02/08	→	☐; PR 1334	11.9387-7002.2	220398	ATE Ø 38 - Halter
1.5 dCi	78	05/05→06/08	→	☐	24.3347-1705.7	220751	TRW Ø 34 - Halter
1.6	77	06/05→02/08	→	☐	24.3347-1706.7	220752	TRW Ø 34 - Halter
1.6 16V	82	01/06→06/08	→	☐	24.3347-1706.7	220752	TRW Ø 34 - Halter
1.6 Flex-Fuel	77	01/07→02/08	→	☐	24.3347-1706.7	220752	TRW Ø 34 - Halter
2.0	102	06/06→12/10	→	☐	24.3347-1706.7	220752	TRW Ø 34 - Halter
2.0	169	08/06→02/08	→	☐	24.3347-1706.7	220752	TRW Ø 34 - Halter
2.0 16V Turbo	120	05/04→02/08	→	☐	24.3347-1706.7	220752	TRW Ø 34 - Halter
2.0 dCi (BM1K, CM1K)	110	09/05→02/08	→	☐	24.3347-1706.7	220752	TRW Ø 34 - Halter
1.4 16V (BM0B, CM0B)	72	11/02→02/08	→	☐; PR 1334	11.9387-7001.2	220397	ATE Ø 38 - Halter
1.5 dCi (BM0F, CM0F)	60	11/02→02/08	→	☐; PR 1334	11.9387-7002.2	220398	ATE Ø 38 - Halter
1.6 16V (BM0C, CM0C)	83	11/02→02/08	→	☐; PR 1334	11.9387-7002.2	220398	ATE Ø 38 - Halter
1.9 dCi (BM0G, CM0G)	88	11/02→02/08	→	☐; 12/02→	24.3347-1705.7	220751	TRW Ø 34 - Halter
2.0 16V (BM0U, CM0U)	99	11/02→02/08	→	☐; 12/02→	24.3347-1706.7	220752	TRW Ø 34 - Halter
			→	☐; 12/02→	24.3347-1706.7	220752	TRW Ø 34 - Halter
1.6 Bifuel	77	06/05→02/08	→	☐; 01/07→; PR 1334	11.9387-7001.2	220397	ATE Ø 38 - Halter
			→	☐; 01/07→; PR 1334	11.9387-7002.2	220398	ATE Ø 38 - Halter
			→	☐; 01/07→	24.3347-1705.7	220751	TRW Ø 34 - Halter
			→	☐; 01/07→	24.3347-1706.7	220752	TRW Ø 34 - Halter
1.9 dCi	68	03/04→08/06	→	☐; 01/06→; PR 1334	11.9387-7001.2	220397	ATE Ø 38 - Halter
			→	☐; 01/06→; PR 1334	11.9387-7002.2	220398	ATE Ø 38 - Halter
1.9 dCi	81	05/05→02/08	→	☐; 01/06→	24.3347-1705.7	220751	TRW Ø 34 - Halter
1.9 dCi	85	11/02→02/08	→	☐; 01/06→	24.3347-1706.7	220752	TRW Ø 34 - Halter

↓							
---	--	--	--	--	--	--	--








	kw				! #		
<b>RENAULT - MEGANE II (BM0/1_, CM0/1_) 11/02→01/11</b>							
<b>Bremssattel</b>							
1.9 dCi	96	05/05→12/09	➔	☐; → 11/08; PR 1334		11.9387-7001.2 220397	ATE Ø 38 - Halter
2.0 Renault Sport	165	05/04→10/09	➔	☐; → 11/08; PR 1334		11.9387-7002.2 220398	ATE Ø 38 - Halter
			➔	☐; → 11/08		24.3347-1705.7 220751	TRW Ø 34 - Halter
			➔	☐; → 11/08		24.3347-1706.7 220752	TRW Ø 34 - Halter
<b>Feder, Bremssattel</b>							
1.4 16V	60	10/03→02/08		10/05→	2	11.8116-0301.1 390610	ATE
1.4 16V (BM0B, CM0B)	72	11/02→02/08	➔		2	11.8116-0340.1 390595	ATE
1.5 dCi	63	05/05→02/08					
1.5 dCi (BM0F, CM0F)	60	11/02→02/08					
1.6 16V (BM0C, CM0C)	83	11/02→02/08					
1.9 dCi (BM0G, CM0G)	88	11/02→02/08					
2.0 16V (BM0U, CM0U)	99	11/02→02/08					
2.0 16V Turbo	120	05/04→02/08					
1.5 dCi	76	01/07→02/08			2	11.8116-0301.1 390610	ATE
1.5 dCi	78	05/05→06/08	➔		2	11.8116-0340.1 390595	ATE
1.6	77	06/05→02/08					
1.6 16V	82	01/06→06/08					
1.6 Flex-Fuel	77	01/07→02/08					
2.0	102	06/06→12/10					
2.0 dCi (BM1K, CM1K)	110	09/05→02/08					
1.6 Bifuel	77	06/05→02/08		01/07→	2	11.8116-0301.1 390610	ATE
			➔	01/07→	2	11.8116-0340.1 390595	ATE
1.9 dCi	68	03/04→08/06		01/06→	2	11.8116-0301.1 390610	ATE
1.9 dCi	81	05/05→02/08	➔	01/06→	2	11.8116-0340.1 390595	ATE
1.9 dCi	85	11/02→02/08					
1.9 dCi	96	05/05→12/09		→ 11/08	2	11.8116-0301.1 390610	ATE
			➔	→ 11/08	2	11.8116-0340.1 390595	ATE
2.0	169	08/06→02/08	➔		2	11.8116-0340.1 390595	ATE
2.0 Renault Sport	165	05/04→10/09	➔	→ 11/08	2	11.8116-0340.1 390595	ATE
<b>Führungshülzensatz, Bremssattel</b>							
1.4 16V	60	10/03→02/08	←	10/05→		11.0101-5407.2 260011	ATE
1.4 16V (BM0B, CM0B)	72	11/02→02/08	➔				
1.5 dCi	63	05/05→02/08					
1.5 dCi (BM0F, CM0F)	60	11/02→02/08					
1.6 16V (BM0C, CM0C)	83	11/02→02/08					
1.9 dCi (BM0G, CM0G)	88	11/02→02/08					
2.0 16V (BM0U, CM0U)	99	11/02→02/08					
2.0 16V Turbo	120	05/04→02/08					
1.5 dCi	76	01/07→02/08	←			11.0101-5407.2 260011	ATE
1.5 dCi	78	05/05→06/08	➔				
1.6	77	06/05→02/08					
1.6 16V	82	01/06→06/08					
1.6 Flex-Fuel	77	01/07→02/08					
2.0	102	06/06→12/10					
2.0 dCi (BM1K, CM1K)	110	09/05→02/08					
1.6 Bifuel	77	06/05→02/08	←	01/07→		11.0101-5407.2 260011	ATE
			➔	01/07→		11.0101-5407.2 260011	ATE
1.9 dCi	68	03/04→08/06	←	01/06→		11.0101-5407.2 260011	ATE
1.9 dCi	81	05/05→02/08	➔	01/06→		11.0101-5407.2 260011	ATE
1.9 dCi	85	11/02→02/08					
1.9 dCi	96	05/05→12/09	←	→ 11/08		11.0101-5407.2 260011	ATE
			➔	→ 11/08		11.0101-5407.2 260011	ATE
2.0	169	08/06→02/08	➔			11.0101-5407.2 260011	ATE
2.0 Renault Sport	165	05/04→10/09	➔	→ 11/08		11.0101-5407.2 260011	ATE
<b>Führungsbolzen, Bremssattel</b>							
1.4 16V	60	10/03→02/08		10/05→		11.8171-0008.1 990049	ATE
1.4 16V (BM0B, CM0B)	72	11/02→02/08					
1.5 dCi	63	05/05→02/08					
1.5 dCi (BM0F, CM0F)	60	11/02→02/08					
1.6 16V (BM0C, CM0C)	83	11/02→02/08					
1.9 dCi (BM0G, CM0G)	88	11/02→02/08					
2.0 16V (BM0U, CM0U)	99	11/02→02/08					
2.0 16V Turbo	120	05/04→02/08					
1.5 dCi	76	01/07→02/08				11.8171-0008.1 990049	ATE
1.5 dCi	78	05/05→06/08					
1.6	77	06/05→02/08					
1.6 16V	82	01/06→06/08					
1.6 Flex-Fuel	77	01/07→02/08					
2.0	102	06/06→12/10					
2.0	169	08/06→02/08					
↓							









	kW				! #		
<b>RENAULT - MEGANE II (BM0/1_, CM0/1_) 11/02→01/11</b>							
<b>Führungsbolzen, Bremssattel</b>							
2.0 dCi (BM1K, CM1K)	110	09/05→02/08				11.8171-0008.1 990049	ATE
1.6 Bifuel	77	06/05→02/08		01/07→		11.8171-0008.1 990049	ATE
1.9 dCi	68	03/04→08/06		01/06→		11.8171-0008.1 990049	ATE
1.9 dCi	81	05/05→02/08					
1.9 dCi	85	11/02→02/08					
1.9 dCi	96	05/05→12/09		→ 11/08		11.8171-0008.1 990049	ATE
2.0 Renault Sport	165	05/04→10/09					
<b>Zubehörsatz, Bremssattel</b>							
1.4 16V	60	10/03→02/08				24.0101-3803.2 260101	TRW
1.5 dCi	63	05/05→02/08					
1.5 dCi	76	01/07→02/08					
1.5 dCi	78	05/05→06/08					
1.6	77	06/05→02/08					
1.6 16V	82	01/06→06/08					
1.6 Flex-Fuel	77	01/07→02/08					
2.0	102	06/06→12/10					
2.0	169	08/06→02/08					
2.0 16V Turbo	120	05/04→02/08					
2.0 dCi (BM1K, CM1K)	110	09/05→02/08					
1.4 16V (BM0B, CM0B)	72	11/02→02/08		12/02→		24.0101-3803.2 260101	TRW
1.5 dCi (BM0F, CM0F)	60	11/02→02/08					
1.6 16V (BM0C, CM0C)	83	11/02→02/08					
1.9 dCi (BM0G, CM0G)	88	11/02→02/08					
2.0 16V (BM0U, CM0U)	99	11/02→02/08					
1.6 Bifuel	77	06/05→02/08		01/07→		24.0101-3803.2 260101	TRW
1.9 dCi	68	03/04→08/06		01/06→		24.0101-3803.2 260101	TRW
1.9 dCi	81	05/05→02/08					
1.9 dCi	85	11/02→02/08					
1.9 dCi	96	05/05→12/09		→ 11/08		24.0101-3803.2 260101	TRW
2.0 Renault Sport	165	05/04→10/09					
<b>Bremsschlauch</b>							
1.4 16V	60	10/03→02/08		☐; 09/05→	2	24.5229-0185.3 330397	L= 185
1.4 16V (BM0B, CM0B)	72	11/02→02/08		☐; → 08/05	2	24.5251-0185.3 330701	L= 185
1.5 dCi	63	05/05→02/08		← → 09/05	2	24.5111-0429.3 331015	L= 429,6
1.5 dCi (BM0F, CM0F)	60	11/02→02/08		← 10/05→	2	24.5155-0445.3 331057	L= 445
1.6 16V (BM0C, CM0C)	83	11/02→02/08					
1.9 dCi (BM0G, CM0G)	88	11/02→02/08					
2.0 16V (BM0U, CM0U)	99	11/02→02/08					
1.5 dCi	76	01/07→02/08		☐	2	24.5229-0185.3 330397	L= 185
1.5 dCi	78	05/05→06/08		←	2	24.5155-0445.3 331057	L= 445
1.6	77	06/05→02/08					
1.6 16V	82	01/06→06/08					
1.6 Flex-Fuel	77	01/07→02/08					
2.0	102	06/06→12/10					
2.0 dCi	127	01/07→02/08					
2.0 dCi (BM1K, CM1K)	110	09/05→02/08					
1.6 Bifuel	77	06/05→02/08		☐; 01/07→	2	24.5229-0185.3 330397	L= 185
				← 01/07→	2	24.5155-0445.3 331057	L= 445
1.9 dCi	68	03/04→08/06		☐; 01/06→	2	24.5229-0185.3 330397	L= 185
1.9 dCi	81	05/05→02/08		← 01/06→	2	24.5155-0445.3 331057	L= 445
1.9 dCi	85	11/02→02/08					
1.9 dCi	96	05/05→12/09		☐; 09/05→ 11/08	2	24.5229-0185.3 330397	L= 185
				☐; → 08/05	2	24.5251-0185.3 330701	L= 185
				← → 11/08	2	24.5155-0445.3 331057	L= 445
2.0	169	08/06→02/08		☐	2	24.5229-0185.3 330397	L= 185
2.0 16V Turbo	120	05/04→02/08		☐; 09/05→	2	24.5229-0185.3 330397	L= 185
				☐; → 08/05	2	24.5251-0185.3 330701	L= 185
2.0 Renault Sport	165	05/04→10/09		☐; 09/05→ 11/08	2	24.5229-0185.3 330397	L= 185
				☐; → 08/05	2	24.5251-0185.3 330701	L= 185
<b>RENAULT - MEGANE II Coupé-Cabriolet (EM0/1_) 09/03→12/09</b>							
<b>Bremssattel</b>							
1.5 dCi (EM16)	76	01/07→06/09	→	☐; → 04/07		24.3347-1705.7 220751	TRW Ø 34 - Halter
1.5 dCi (EM1E)	78	03/06→06/08	→				
1.6	77	06/05→03/09	→	☐; 05/07→		24.3347-1705.7 220751	TRW Ø 34 - Halter
1.6	83	09/03→03/09	→				
1.9 dCi	81	05/05→03/09	→	☐; 05/07→		24.3347-1706.7 220752	TRW Ø 34 - Halter
1.9 dCi	88	09/03→03/09	→	☐; → 04/07		24.3347-1706.7 220752	TRW Ø 34 - Halter
2.0 16V Turbo	120	05/04→03/09					
2.0 dCi	110	09/05→03/09					
1.6 16V	82	01/06→06/08	→	☐; 01/07→ 04/07		24.3347-1705.7 220751	TRW Ø 34 - Halter
			→	☐; 05/07→		24.3347-1705.7 220751	TRW Ø 34 - Halter
↓							

	kw					! #		
<b>RENAULT - MEGANE II Coupé-Cabriolet (EM0/1_) 09/03→12/09</b>								
<b>Bremssattel</b>								
1.6 16V	82	01/06→06/08	➡	☐; 01/07→ 04/07		24.3347-1706.7	220752	TRW Ø 34 - Halter
			➡	☐; 05/07→		24.3347-1706.7	220752	TRW Ø 34 - Halter
1.9 dCi	85	09/03→03/09	➡	☐; 01/06→ 04/07		24.3347-1705.7	220751	TRW Ø 34 - Halter
			➡	☐; 05/07→		24.3347-1705.7	220751	TRW Ø 34 - Halter
			➡	☐; 01/06→ 04/07		24.3347-1706.7	220752	TRW Ø 34 - Halter
			➡	☐; 05/07→		24.3347-1706.7	220752	TRW Ø 34 - Halter
1.9 dCi	96	05/05→02/07	➡	☐		24.3347-1705.7	220751	TRW Ø 34 - Halter
2.0	102	09/03→02/07	➡	☐		24.3347-1706.7	220752	TRW Ø 34 - Halter
2.0	99	09/03→12/09	➡	☐; → 03/07		24.3347-1705.7	220751	TRW Ø 34 - Halter
			➡	☐; → 03/07		24.3347-1706.7	220752	TRW Ø 34 - Halter
<b>Feder, Bremssattel</b>								
1.5 dCi (EM16)	76	01/07→06/09			2	11.8116-0301.1	390610	ATE
1.5 dCi (EM1E)	78	03/06→06/08						
2.0 dCi	110	09/05→03/09						
1.6	77	06/05→03/09		10/05→	2	11.8116-0301.1	390610	ATE
1.6	83	09/03→03/09						
1.9 dCi	81	05/05→03/09						
1.9 dCi	88	09/03→03/09						
1.9 dCi	96	05/05→02/07						
2.0	102	09/03→02/07						
2.0 16V Turbo	120	05/04→03/09						
1.6 16V	82	01/06→06/08		01/07→	2	11.8116-0301.1	390610	ATE
1.9 dCi	85	09/03→03/09		01/06→	2	11.8116-0301.1	390610	ATE
2.0	99	09/03→12/09		10/05→ 03/07	2	11.8116-0301.1	390610	ATE
<b>Führungshülzensatz, Bremssattel</b>								
1.5 dCi (EM16)	76	01/07→06/09	←			11.0101-5407.2	260011	ATE
1.5 dCi (EM1E)	78	03/06→06/08						
2.0 dCi	110	09/05→03/09						
1.6	77	06/05→03/09	←	10/05→		11.0101-5407.2	260011	ATE
1.6	83	09/03→03/09						
1.9 dCi	81	05/05→03/09						
1.9 dCi	88	09/03→03/09						
1.9 dCi	96	05/05→02/07						
2.0	102	09/03→02/07						
2.0 16V Turbo	120	05/04→03/09						
1.6 16V	82	01/06→06/08	←	01/07→		11.0101-5407.2	260011	ATE
1.9 dCi	85	09/03→03/09	←	01/06→		11.0101-5407.2	260011	ATE
2.0	99	09/03→12/09	←	10/05→ 03/07		11.0101-5407.2	260011	ATE
<b>Führungsbolzen, Bremssattel</b>								
1.5 dCi (EM16)	76	01/07→06/09				11.8171-0008.1	990049	ATE
1.5 dCi (EM1E)	78	03/06→06/08						
2.0 dCi	110	09/05→03/09						
1.6	77	06/05→03/09		10/05→		11.8171-0008.1	990049	ATE
1.6	83	09/03→03/09						
1.9 dCi	81	05/05→03/09						
1.9 dCi	88	09/03→03/09						
1.9 dCi	96	05/05→02/07						
2.0	102	09/03→02/07						
2.0 16V Turbo	120	05/04→03/09						
1.6 16V	82	01/06→06/08		01/07→		11.8171-0008.1	990049	ATE
1.9 dCi	85	09/03→03/09		01/06→		11.8171-0008.1	990049	ATE
2.0	99	09/03→12/09		10/05→ 03/07		11.8171-0008.1	990049	ATE
<b>Zubehörsatz, Bremssattel</b>								
1.5 dCi (EM16)	76	01/07→06/09		→ 04/07		24.0101-3803.2	260101	TRW
1.5 dCi (EM1E)	78	03/06→06/08		05/07→		24.0101-3803.2	260101	TRW
1.6	77	06/05→03/09						
1.6	83	09/03→03/09						
1.9 dCi	81	05/05→03/09						
1.9 dCi	88	09/03→03/09						
2.0 16V Turbo	120	05/04→03/09						
2.0 dCi	110	09/05→03/09						
1.6 16V	82	01/06→06/08		01/07→ 04/07		24.0101-3803.2	260101	TRW
				05/07→		24.0101-3803.2	260101	TRW
1.9 dCi	85	09/03→03/09		05/07→		24.0101-3803.2	260101	TRW
				01/06→ 04/07		24.0101-3803.2	260101	TRW
1.9 dCi	96	05/05→02/07				24.0101-3803.2	260101	TRW
↓								

	kW				! #		
<b>RENAULT - MEGANE II Coupé-Cabriolet (EM0/1_) 09/03→12/09</b>							
<b>Zubehörsatz, Bremssattel</b>							
2.0	102	09/03→02/07				24.0101-3803.2 260101	TRW
2.0	99	09/03→12/09		→ 03/07		24.0101-3803.2 260101	TRW
<b>Bremsschlauch</b>							
1.5 dCi (EM16)	76	01/07→06/09		☐	2	24.5229-0185.3 330397	L= 185
1.5 dCi (EM1E)	78	03/06→06/08					
2.0 dCi	110	09/05→03/09	←		2	24.5155-0445.3 331057	L= 445
1.6	77	06/05→03/09		☐; 09/05→	2	24.5229-0185.3 330397	L= 185
1.6	83	09/03→03/09					
1.9 dCi	81	05/05→03/09		☐; → 08/05	2	24.5251-0185.3 330701	L= 185
1.9 dCi	88	09/03→03/09	←	→ 09/05	2	24.5111-0429.3 331015	L= 429,6
1.9 dCi	96	05/05→02/07	←	10/05→	2	24.5155-0445.3 331057	L= 445
2.0	102	09/03→02/07	←				
1.6 16V	82	01/06→06/08		☐; 01/07→	2	24.5229-0185.3 330397	L= 185
			←	01/07→	2	24.5155-0445.3 331057	L= 445
1.9 dCi	85	09/03→03/09		☐; 01/06→	2	24.5229-0185.3 330397	L= 185
			←	01/06→	2	24.5155-0445.3 331057	L= 445
2.0	99	09/03→12/09		☐; 09/05→ 03/07	2	24.5229-0185.3 330397	L= 185
				☐; → 08/05	2	24.5251-0185.3 330701	L= 185
			←	→ 09/05	2	24.5111-0429.3 331015	L= 429,6
			←	10/05→ 03/07	2	24.5155-0445.3 331057	L= 445
2.0 16V Turbo	120	05/04→03/09		☐; 09/05→	2	24.5229-0185.3 330397	L= 185
				☐; → 08/05	2	24.5251-0185.3 330701	L= 185
<b>RENAULT - MEGANE II Grandtour (KM0/1_) 08/03→08/12</b>							
<b>Bremssattel</b>							
1.4	72	08/03→07/09	→	☐; 09/03→ 04/07		24.3347-1705.7 220751	TRW Ø 34 - Halter
1.6	83	08/03→07/09	→			24.3347-1705.7 220751	TRW Ø 34 - Halter
1.9 dCi	88	08/03→07/09	→	☐; 05/07→ 12/08		24.3347-1706.7 220752	TRW Ø 34 - Halter
2.0	99	08/03→07/09	→	☐; 05/07→ 12/08		24.3347-1706.7 220752	TRW Ø 34 - Halter
			→	☐; 09/03→ 04/07		24.3347-1706.7 220752	TRW Ø 34 - Halter
1.5 dCi	60	08/03→05/06	→	☐; 09/03→		24.3347-1705.7 220751	TRW Ø 34 - Halter
			→	☐; 09/03→		24.3347-1706.7 220752	TRW Ø 34 - Halter
1.5 dCi	63	05/05→07/09	→	☐; → 04/07		24.3347-1705.7 220751	TRW Ø 34 - Halter
1.5 dCi (KM13)	76	01/07→07/09	→			24.3347-1705.7 220751	TRW Ø 34 - Halter
1.9 dCi	81	05/05→07/09	→	☐; 05/07→ 12/08		24.3347-1705.7 220751	TRW Ø 34 - Halter
1.9 dCi	85	05/05→07/09	→	☐; 05/07→ 12/08		24.3347-1706.7 220752	TRW Ø 34 - Halter
2.0 dCi	110	09/05→07/09	→	☐; → 04/07		24.3347-1706.7 220752	TRW Ø 34 - Halter
1.5 dCi	74	02/04→03/06	→	☐		24.3347-1705.7 220751	TRW Ø 34 - Halter
1.6 16V	75	05/05→07/09	→			24.3347-1706.7 220752	TRW Ø 34 - Halter
1.6 16V	77	05/05→07/09	→				
1.6 LPG 16V	82	01/06→08/09	→				
1.9 dCi	66	04/04→12/05	→				
1.9 dCi	68	03/04→02/07	→				
1.5 dCi (KM16, KM1E)	78	05/05→06/08	→	☐; 05/07→		24.3347-1705.7 220751	TRW Ø 34 - Halter
2.0	102	12/06→01/11	→	☐; → 04/07		24.3347-1705.7 220751	TRW Ø 34 - Halter
			→	☐; → 04/07		24.3347-1706.7 220752	TRW Ø 34 - Halter
			→	☐; 05/07→		24.3347-1706.7 220752	TRW Ø 34 - Halter
1.6 16V	81	05/06→10/11	→	☐; → 07/09		24.3347-1705.7 220751	TRW Ø 34 - Halter
			→	☐; → 07/09		24.3347-1706.7 220752	TRW Ø 34 - Halter
1.6 16V	82	01/06→08/09	→	☐; 01/07→ 04/07		24.3347-1705.7 220751	TRW Ø 34 - Halter
1.6 Flex	81	12/06→08/12	→	☐; 05/07→ 12/08		24.3347-1705.7 220751	TRW Ø 34 - Halter
			→	☐; 05/07→ 12/08		24.3347-1706.7 220752	TRW Ø 34 - Halter
			→	☐; 01/07→ 04/07		24.3347-1706.7 220752	TRW Ø 34 - Halter
1.6 16V Hi-Flex	77	02/08→07/09	→	☐; → 12/08		24.3347-1705.7 220751	TRW Ø 34 - Halter
			→	☐; → 12/08		24.3347-1706.7 220752	TRW Ø 34 - Halter
1.9 dCi	96	05/05→07/09	→	☐; → 02/07		24.3347-1705.7 220751	TRW Ø 34 - Halter
			→	☐; → 02/07		24.3347-1706.7 220752	TRW Ø 34 - Halter
<b>Feder, Bremssattel</b>							
1.4	72	08/03→07/09		10/05→ 12/08	2	11.8116-0301.1 390610	ATE
1.5 dCi	63	05/05→07/09					
1.6	83	08/03→07/09					
1.9 dCi	81	05/05→07/09					
↓							
















	kw			 	! #		
<b>RENAULT - MEGANE II Grandtour (KM0/1_) 08/03→08/12</b>							
<b>Feder, Bremssattel</b>							
1.9 dCi	85	05/05→07/09		10/05→ 12/08	2	11.8116-0301.1 390610	ATE
1.9 dCi	88	08/03→07/09					
2.0	99	08/03→07/09					
1.5 dCi	60	08/03→05/06		10/05→	2	11.8116-0301.1 390610	ATE
1.5 dCi	74	02/04→03/06					
1.5 dCi (KM16, KM1E)	78	05/05→06/08					
1.6 16V	75	05/05→07/09					
1.6 16V	77	05/05→07/09					
1.9 dCi	66	04/04→12/05					
1.9 dCi	68	03/04→02/07					
1.5 dCi (KM13)	76	01/07→07/09		→ 12/08	2	11.8116-0301.1 390610	ATE
1.6 16V Hi-Flex	77	02/08→07/09					
2.0 dCi	110	09/05→07/09					
1.6 16V	81	05/06→10/11		→ 07/09	2	11.8116-0301.1 390610	ATE
1.6 16V	82	01/06→08/09		01/07→ 12/08	2	11.8116-0301.1 390610	ATE
1.6 Flex	81	12/06→08/12					
1.6 LPG 16V	82	01/06→08/09			2	11.8116-0301.1 390610	ATE
2.0	102	12/06→01/11					
1.9 dCi	96	05/05→07/09		10/05→ 02/07	2	11.8116-0301.1 390610	ATE
<b>Führungshülzensatz, Bremssattel</b>							
1.4	72	08/03→07/09	←	10/05→ 12/08		11.0101-5407.2 260011	ATE
1.5 dCi	63	05/05→07/09					
1.6	83	08/03→07/09					
1.9 dCi	81	05/05→07/09					
1.9 dCi	85	05/05→07/09					
1.9 dCi	88	08/03→07/09					
2.0	99	08/03→07/09					
1.5 dCi	60	08/03→05/06	←	10/05→		11.0101-5407.2 260011	ATE
1.5 dCi	74	02/04→03/06					
1.5 dCi (KM16, KM1E)	78	05/05→06/08					
1.6 16V	75	05/05→07/09					
1.6 16V	77	05/05→07/09					
1.9 dCi	66	04/04→12/05					
1.9 dCi	68	03/04→02/07					
1.5 dCi (KM13)	76	01/07→07/09	←	→ 12/08		11.0101-5407.2 260011	ATE
1.6 16V Hi-Flex	77	02/08→07/09					
2.0 dCi	110	09/05→07/09					
1.6 16V	81	05/06→10/11	←	→ 07/09		11.0101-5407.2 260011	ATE
1.6 16V	82	01/06→08/09	←	01/07→ 12/08		11.0101-5407.2 260011	ATE
1.6 Flex	81	12/06→08/12					
1.6 LPG 16V	82	01/06→08/09	←			11.0101-5407.2 260011	ATE
2.0	102	12/06→01/11					
1.9 dCi	96	05/05→07/09	←	10/05→ 02/07		11.0101-5407.2 260011	ATE
<b>Führungsbolzen, Bremssattel</b>							
1.4	72	08/03→07/09		10/05→ 12/08		11.8171-0008.1 990049	ATE
1.5 dCi	63	05/05→07/09					
1.6	83	08/03→07/09					
1.9 dCi	81	05/05→07/09					
1.9 dCi	85	05/05→07/09					
1.9 dCi	88	08/03→07/09					
2.0	99	08/03→07/09					
1.5 dCi	60	08/03→05/06		10/05→		11.8171-0008.1 990049	ATE
1.5 dCi	74	02/04→03/06					
1.5 dCi (KM16, KM1E)	78	05/05→06/08					
1.6 16V	75	05/05→07/09					
1.6 16V	77	05/05→07/09					
1.9 dCi	66	04/04→12/05					
1.9 dCi	68	03/04→02/07					
1.5 dCi (KM13)	76	01/07→07/09		→ 12/08		11.8171-0008.1 990049	ATE
1.6 16V Hi-Flex	77	02/08→07/09					
2.0 dCi	110	09/05→07/09					
1.6 16V	81	05/06→10/11		→ 07/09		11.8171-0008.1 990049	ATE
1.6 16V	82	01/06→08/09		01/07→ 12/08		11.8171-0008.1 990049	ATE
1.6 Flex	81	12/06→08/12					
1.6 LPG 16V	82	01/06→08/09				11.8171-0008.1 990049	ATE
2.0	102	12/06→01/11					
1.9 dCi	96	05/05→07/09		10/05→ 02/07		11.8171-0008.1 990049	ATE
<b>Zubehörsatz, Bremssattel</b>							
1.4	72	08/03→07/09		09/03→ 04/07		24.0101-3803.2 260101	TRW
1.6	83	08/03→07/09		05/07→ 12/08		24.0101-3803.2 260101	TRW
1.9 dCi	88	08/03→07/09					
2.0	99	08/03→07/09					
1.5 dCi	60	08/03→05/06		09/03→		24.0101-3803.2 260101	TRW
1.5 dCi	63	05/05→07/09		→ 04/07		24.0101-3803.2 260101	TRW
1.5 dCi (KM13)	76	01/07→07/09					
↓							

	kw				! #		
<b>RENAULT - MEGANE II Grandtour (KM0/1_) 08/03→08/12</b>							
<b>Zubehörsatz, Bremssattel</b>							
1.9 dCi	81	05/05→07/09		05/07→ 12/08		24.0101-3803.2 260101	TRW
1.9 dCi	85	05/05→07/09					
2.0 dCi	110	09/05→07/09					
1.5 dCi	74	02/04→03/06				24.0101-3803.2 260101	TRW
1.6 16V	75	05/05→07/09					
1.6 16V	77	05/05→07/09					
1.6 LPG 16V	82	01/06→08/09					
1.9 dCi	66	04/04→12/05					
1.9 dCi	68	03/04→02/07					
1.5 dCi (KM16, KM1E)	78	05/05→06/08		05/07→		24.0101-3803.2 260101	TRW
2.0	102	12/06→01/11		→ 04/07		24.0101-3803.2 260101	TRW
1.6 16V	81	05/06→10/11		→ 07/09		24.0101-3803.2 260101	TRW
1.6 16V	82	01/06→08/09		01/07→ 04/07		24.0101-3803.2 260101	TRW
1.6 Flex	81	12/06→08/12		05/07→ 12/08		24.0101-3803.2 260101	TRW
1.6 16V Hi-Flex	77	02/08→07/09		→ 12/08		24.0101-3803.2 260101	TRW
1.9 dCi	96	05/05→07/09		→ 02/07		24.0101-3803.2 260101	TRW
<b> Bremsschlauch</b>							
1.4	72	08/03→07/09		▣; 09/05→ 12/08	2	24.5229-0185.3 330397	L= 185
1.6	83	08/03→07/09	←	09/03→ 09/05	2	24.5111-0429.3 331015	L= 429,6
1.9 dCi	88	08/03→07/09	←	10/05→ 12/08	2	24.5155-0445.3 331057	L= 445
2.0	99	08/03→07/09	←	09/03→ 08/05	2	24.5251-0185.3 330701	L= 185
1.5 dCi	60	08/03→05/06		▣; 09/05→	2	24.5229-0185.3 330397	L= 185
			←	09/03→ 09/05	2	24.5111-0429.3 331015	L= 429,6
			←	10/05→	2	24.5155-0445.3 331057	L= 445
			→	09/03→ 08/05	2	24.5251-0185.3 330701	L= 185
1.5 dCi	63	05/05→07/09		▣; 09/05→ 12/08	2	24.5229-0185.3 330397	L= 185
1.9 dCi	81	05/05→07/09	←	→ 09/05	2	24.5111-0429.3 331015	L= 429,6
1.9 dCi	85	05/05→07/09	←	10/05→ 12/08	2	24.5155-0445.3 331057	L= 445
			→	→ 08/05	2	24.5251-0185.3 330701	L= 185
1.5 dCi	74	02/04→03/06		▣; 09/05→	2	24.5229-0185.3 330397	L= 185
1.5 dCi (KM16, KM1E)	78	05/05→06/08	←	→ 09/05	2	24.5111-0429.3 331015	L= 429,6
1.6 16V	75	05/05→07/09	←	10/05→	2	24.5155-0445.3 331057	L= 445
1.6 16V	77	05/05→07/09	←	→ 08/05	2	24.5251-0185.3 330701	L= 185
1.9 dCi	66	04/04→12/05	→		2	24.5229-0185.3 330397	L= 185
1.9 dCi	68	03/04→02/07	→		2	24.5111-0429.3 331015	L= 429,6
1.5 dCi (KM13)	76	01/07→07/09		▣; → 12/08	2	24.5229-0185.3 330397	L= 185
1.6 16V Hi-Flex	77	02/08→07/09	←	→ 12/08	2	24.5155-0445.3 331057	L= 445
2.0 dCi	110	09/05→07/09					
1.6 16V	81	05/06→10/11		▣; → 07/09	2	24.5229-0185.3 330397	L= 185
			←	→ 07/09	2	24.5155-0445.3 331057	L= 445
1.6 16V	82	01/06→08/09		▣; 01/07→ 12/08	2	24.5229-0185.3 330397	L= 185
1.6 Flex	81	12/06→08/12	←	01/07→ 12/08	2	24.5155-0445.3 331057	L= 445
1.6 LPG 16V	82	01/06→08/09		▣	2	24.5229-0185.3 330397	L= 185
2.0	102	12/06→01/11	←		2	24.5155-0445.3 331057	L= 445
1.9 dCi	96	05/05→07/09		▣; 09/05→ 02/07	2	24.5229-0185.3 330397	L= 185
			←	→ 09/05	2	24.5111-0429.3 331015	L= 429,6
			←	10/05→ 02/07	2	24.5155-0445.3 331057	L= 445
			→	→ 08/05	2	24.5251-0185.3 330701	L= 185
<b>RENAULT - MEGANE II Stufenheck (LM0/1_) 09/03→</b>							
<b> Bremssattel</b>							
1.4	60	09/03→	→	▣; → 08/06; PR 1334	11.9387-7001.2 220397	ATE Ø 38 - Halter	
			→	▣; → 08/06; PR 1334	11.9387-7002.2 220398	ATE Ø 38 - Halter	
			→	▣; 021015→; → 08/06	24.3347-1705.7 220751	TRW Ø 34 - Halter	
			→	▣; 021015→; → 08/06	24.3347-1706.7 220752	TRW Ø 34 - Halter	
1.4	72	09/03→	→	▣; → 12/08; PR 1334	11.9387-7001.2 220397	ATE Ø 38 - Halter	
1.5 dCi	60	09/03→	→	▣; → 12/08; PR 1334	11.9387-7002.2 220398	ATE Ø 38 - Halter	
1.5 dCi	63	05/05→	→	▣; 021015→; → 12/08	24.3347-1705.7 220751	TRW Ø 34 - Halter	
1.5 dCi	78	05/05→	→	▣; 021015→; → 12/08	24.3347-1706.7 220752	TRW Ø 34 - Halter	
1.6	75	09/03→	→				
1.6	77	05/05→	→	▣; 021015→; → 12/08			
1.6	83	09/03→	→				
1.6 Hi-Flex	85	03/06→	→				
1.9 dCi	68	03/04→	→				





	kW				! #		
<b>RENAULT - MEGANE II Stufenheck (LM0/1_) 09/03→</b>							
<b>Bremssattel</b>							
1.9 dCi	96	05/05→	➡	☐; → 12/08; PR 1334		11.9387-7001.2 220397	ATE Ø 38 - Halter
1.9 dCi (LM0G, LM1G, LM2C)	88	09/03→	➡	☐; → 12/08; PR 1334		11.9387-7002.2 220398	ATE Ø 38 - Halter
1.9 dCi (LM14, LM1D)	81	05/05→	➡	☐; 021015→; → 12/08		24.3347-1705.7 220751	TRW Ø 34 - Halter
2.0	99	09/03→	➡	☐; 021015→; → 12/08		24.3347-1706.7 220752	TRW Ø 34 - Halter
1.5 dCi	74	02/04→	➡	☐; → 03/06; PR 1334		11.9387-7001.2 220397	ATE Ø 38 - Halter
			➡	☐; → 03/06; PR 1334		11.9387-7002.2 220398	ATE Ø 38 - Halter
			➡	☐; 021015→; → 03/06		24.3347-1705.7 220751	TRW Ø 34 - Halter
			➡	☐; 021015→; → 03/06		24.3347-1706.7 220752	TRW Ø 34 - Halter
1.5 dCi	76	01/07→	➡	☐; → 12/08; PR 1334		11.9387-7001.2 220397	ATE Ø 38 - Halter
2.0 dCi	110	09/05→	➡	☐; → 12/08; PR 1334		11.9387-7002.2 220398	ATE Ø 38 - Halter
			➡	☐; → 12/08		24.3347-1705.7 220751	TRW Ø 34 - Halter
			➡	☐; → 12/08		24.3347-1706.7 220752	TRW Ø 34 - Halter
1.6	81	09/03→11/08	➡	☐		24.3347-1705.7 220751	TRW Ø 34 - Halter
2.0	101	04/06→11/10	➡	☐		24.3347-1706.7 220752	TRW Ø 34 - Halter
1.6 16V	82	01/06→	➡	☐; 01/07→ 12/08; PR 1334		11.9387-7001.2 220397	ATE Ø 38 - Halter
			➡	☐; 01/07→ 12/08; PR 1334		11.9387-7002.2 220398	ATE Ø 38 - Halter
			➡	☐; 01/07→ 12/08		24.3347-1705.7 220751	TRW Ø 34 - Halter
			➡	☐; 01/07→ 12/08		24.3347-1706.7 220752	TRW Ø 34 - Halter
1.9 dCi	66	09/03→12/05	➡	☐; PR 1334		11.9387-7001.2 220397	ATE Ø 38 - Halter
			➡	☐; PR 1334		11.9387-7002.2 220398	ATE Ø 38 - Halter
			➡	☐; 021015→		24.3347-1705.7 220751	TRW Ø 34 - Halter
			➡	☐; 021015→		24.3347-1706.7 220752	TRW Ø 34 - Halter
<b>Feder, Bremssattel</b>							
1.4	60	09/03→	➡	→ 08/06	2	11.8116-0340.1 390595	ATE
1.4	72	09/03→	➡	→ 12/08	2	11.8116-0340.1 390595	ATE
1.5 dCi	60	09/03→		10/05→ 12/08	2	11.8116-0301.1 390610	ATE
1.5 dCi	63	05/05→	➡	→ 12/08	2	11.8116-0340.1 390595	ATE
1.5 dCi	78	05/05→					
1.6	75	09/03→					
1.6	77	05/05→					
1.6	83	09/03→					
1.9 dCi	68	03/04→					
1.9 dCi	96	05/05→					
1.9 dCi (LM0G, LM1G, LM2C)	88	09/03→					
1.9 dCi (LM14, LM1D)	81	05/05→					
2.0	99	09/03→					
1.5 dCi	74	02/04→		10/05→ 03/06	2	11.8116-0301.1 390610	ATE
			➡	→ 03/06	2	11.8116-0340.1 390595	ATE
1.5 dCi	76	01/07→		→ 12/08	2	11.8116-0301.1 390610	ATE
1.6 Hi-Flex	85	03/06→	➡	→ 12/08	2	11.8116-0340.1 390595	ATE
2.0 dCi	110	09/05→					
1.6	81	09/03→11/08		10/05→	2	11.8116-0301.1 390610	ATE
1.6 16V	82	01/06→		01/07→ 12/08	2	11.8116-0301.1 390610	ATE
			➡	01/07→ 12/08	2	11.8116-0340.1 390595	ATE
1.9 dCi	66	09/03→12/05		10/05→	2	11.8116-0301.1 390610	ATE
			➡		2	11.8116-0340.1 390595	ATE
2.0	101	04/06→11/10			2	11.8116-0301.1 390610	ATE
<b>Führungshülzensatz, Bremssattel</b>							
1.4	60	09/03→	➡	→ 08/06		11.0101-5407.2 260011	ATE
1.4	72	09/03→	➡	→ 12/08		11.0101-5407.2 260011	ATE
1.5 dCi	60	09/03→		10/05→ 12/08		11.0101-5407.2 260011	ATE
1.5 dCi	63	05/05→	➡	→ 12/08		11.0101-5407.2 260011	ATE
1.5 dCi	78	05/05→					
1.6	75	09/03→					
1.6	77	05/05→					
1.6	83	09/03→					
1.9 dCi	68	03/04→					
1.9 dCi	96	05/05→					
1.9 dCi (LM0G, LM1G, LM2C)	88	09/03→					
1.9 dCi (LM14, LM1D)	81	05/05→					
↓							

	kW			 	! #			
<b>RENAULT - MEGANE II Stufenheck (LM0/1_) 09/03→</b>								
<b>Führungshülzensatz, Bremssattel</b>								
2.0	99	09/03→	←	10/05→ 12/08		11.0101-5407.2 260011	ATE	
			→	→ 12/08		11.0101-5407.2 260011	ATE	
1.5 dCi	74	02/04→	←	10/05→ 03/06		11.0101-5407.2 260011	ATE	
			→	→ 03/06		11.0101-5407.2 260011	ATE	
1.5 dCi	76	01/07→	←	→ 12/08		11.0101-5407.2 260011	ATE	
1.6 Hi-Flex	85	03/06→	→	→ 12/08		11.0101-5407.2 260011	ATE	
2.0 dCi	110	09/05→	→	→ 12/08		11.0101-5407.2 260011	ATE	
1.6	81	09/03→11/08	←	10/05→		11.0101-5407.2 260011	ATE	
1.6 16V	82	01/06→	←	01/07→ 12/08		11.0101-5407.2 260011	ATE	
			→	01/07→ 12/08		11.0101-5407.2 260011	ATE	
1.9 dCi	66	09/03→12/05	←	10/05→		11.0101-5407.2 260011	ATE	
			→			11.0101-5407.2 260011	ATE	
2.0	101	04/06→11/10	←			11.0101-5407.2 260011	ATE	
<b>Führungsbolzen, Bremssattel</b>								
1.4	60	09/03→	→	→ 08/06		11.8171-0008.1 990049	ATE	
1.4	72	09/03→	→	→ 12/08		11.8171-0008.1 990049	ATE	
1.5 dCi	60	09/03→	→	10/05→ 12/08		11.8171-0008.1 990049	ATE	
1.5 dCi	63	05/05→		→ 12/08		11.8171-0008.1 990049	ATE	
1.5 dCi	78	05/05→						
1.6	75	09/03→						
1.6	77	05/05→						
1.6	83	09/03→						
1.9 dCi	68	03/04→						
1.9 dCi (LM0G, LM1G, LM2C)	88	09/03→						
1.9 dCi (LM14, LM1D)	81	05/05→						
2.0	99	09/03→						
1.5 dCi	74	02/04→	→	10/05→ 03/06		11.8171-0008.1 990049	ATE	
			→	→ 03/06		11.8171-0008.1 990049	ATE	
1.5 dCi	76	01/07→	→	→ 12/08		11.8171-0008.1 990049	ATE	
1.6 Hi-Flex	85	03/06→		→ 12/08		11.8171-0008.1 990049	ATE	
2.0 dCi	110	09/05→		→ 12/08		11.8171-0008.1 990049	ATE	
1.6	81	09/03→11/08		10/05→		11.8171-0008.1 990049	ATE	
1.6 16V	82	01/06→	→	01/07→ 12/08		11.8171-0008.1 990049	ATE	
				01/07→ 12/08		11.8171-0008.1 990049	ATE	
1.9 dCi	66	09/03→12/05	→	10/05→		11.8171-0008.1 990049	ATE	
							11.8171-0008.1 990049	ATE
2.0	101	04/06→11/10				11.8171-0008.1 990049	ATE	
<b>Zubehörsatz, Bremssattel</b>								
1.4	60	09/03→		021015→; → 08/06		24.0101-3803.2 260101	TRW	
1.4	72	09/03→		021015→; → 12/08		24.0101-3803.2 260101	TRW	
1.5 dCi	60	09/03→						
1.5 dCi	63	05/05→						
1.5 dCi	78	05/05→						
1.6	75	09/03→						
1.6	77	05/05→						
1.6	83	09/03→						
1.6 Hi-Flex	85	03/06→						
1.9 dCi	68	03/04→						
1.9 dCi (LM0G, LM1G, LM2C)	88	09/03→						
1.9 dCi (LM14, LM1D)	81	05/05→						
2.0	99	09/03→						
1.5 dCi	74	02/04→		021015→; → 03/06		24.0101-3803.2 260101	TRW	
1.5 dCi	76	01/07→		→ 12/08		24.0101-3803.2 260101	TRW	
2.0 dCi	110	09/05→						
1.6	81	09/03→11/08				24.0101-3803.2 260101	TRW	
2.0	101	04/06→11/10						
1.6 16V	82	01/06→		01/07→ 12/08		24.0101-3803.2 260101	TRW	
1.9 dCi	66	09/03→12/05		021015→		24.0101-3803.2 260101	TRW	
<b>Bremsschlauch</b>								
1.4	60	09/03→	↓	■; 10/05→ 08/06	2	24.5229-0185.3 330397	L= 185	
				■; → 09/05	2	24.5251-0185.3 330701	L= 185	



**RENAULT - MEGANE II Stufenheck (LM0/1\_) 09/03→**

**Bremsschlauch**

1.4	60	09/03→	←	→ 09/05	2	24.5111-0429.3	331015	L= 429,6
			←	10/05→ 08/06	2	24.5155-0445.3	331057	L= 445
1.4 1.5 dCi 1.5 dCi 1.5 dCi 1.6 1.6 1.6 1.9 dCi 1.9 dCi 1.9 dCi (LM0G, LM1G, LM2C) 1.9 dCi (LM14, LM1D) 2.0	72 60 63 78 75 77 83 68 96 88 81 99	09/03→ 09/03→ 05/05→ 05/05→ 09/03→ 05/05→ 09/03→ 03/04→ 05/05→ 09/03→ 05/05→ 09/03→	□	10/05→ 12/08	2	24.5229-0185.3	330397	L= 185
			□	→ 09/05	2	24.5251-0185.3	330701	L= 185
			←	→ 09/05	2	24.5111-0429.3	331015	L= 429,6
			←	10/05→ 12/08	2	24.5155-0445.3	331057	L= 445
			←	10/05→ 03/06	2	24.5229-0185.3	330397	L= 185
			←	→ 09/05	2	24.5251-0185.3	330701	L= 185
			←	→ 09/05	2	24.5111-0429.3	331015	L= 429,6
			←	10/05→ 03/06	2	24.5155-0445.3	331057	L= 445
			←	→ 12/08	2	24.5229-0185.3	330397	L= 185
			←	→ 12/08	2	24.5155-0445.3	331057	L= 445
1.5 dCi 1.6 Hi-Flex 2.0 dCi	76 85 110	01/07→ 03/06→ 09/05→	□	→ 12/08	2	24.5229-0185.3	330397	L= 185
			←	→ 12/08	2	24.5155-0445.3	331057	L= 445
1.6 1.9 dCi	81 66	09/03→11/08 09/03→12/05	□	10/05→	2	24.5229-0185.3	330397	L= 185
			□	→ 09/05	2	24.5251-0185.3	330701	L= 185
			←	→ 09/05	2	24.5111-0429.3	331015	L= 429,6
←	10/05→	2	24.5155-0445.3	331057	L= 445			
1.6 16V	82	01/06→	□	01/07→ 12/08	2	24.5229-0185.3	330397	L= 185
			←	01/07→ 12/08	2	24.5155-0445.3	331057	L= 445
2.0	101	04/06→11/10	□		2	24.5229-0185.3	330397	L= 185
			←		2	24.5111-0429.3	331015	L= 429,6








**RENAULT - MEGANE III Coupe (DZ0/1\_) 11/08→**

**Bremssattel**








1.2 TCe 1.2 TCe (DZ16) 1.4 TCe (DZ0F, DZ1V) 1.5 dCi 1.5 dCi (DZ09, DZ0D, DZ1F, DZ1G) 1.5 dCi (DZ0A) 1.5 dCi (DZ0B) 1.5 dCi (DZ0C, DZ1A) 1.6 16V (DZ0H) 1.6 16V (DZ0U, DZ1B, DZ1H) 1.6 16V Bifuel (DZ03, DZ1Y) 1.6 dCi (DZ00) 1.9 dCi (DZ0N, DZ0J, DZ1J, DZ1K) 2.0 CVT (DZ0G, DZ1E) 2.0 dCi 2.0 dCi (DZ0L) 2.0 dCi (DZ0Y) 2.0 TCe 2.0 TCe (DZ0K) 2.0 TCe 220	85 97 96 70 81 63 78 66 74 81 96 96 103 120 118 110 140 132 162	03/12→ 01/13→ 04/09→ 07/14→ 02/09→ 11/08→ 02/09→ 11/08→ 11/08→ 11/08→ 11/08→ 04/11→ 11/08→ 05/09→ 07/12→ 04/09→ 04/09→ 06/12→ 11/08→ 11/13→	←	□	11.9541-9950.2	220843	ATE Ø 54 - Halter
			←	□	11.9541-9951.2	220844	ATE Ø 54 - Halter
			→	□; - eFSB	24.3347-1709.7	221013	TRW Ø 34 - Halter
			→	□; - eFSB	24.3347-1710.7	221014	TRW Ø 34 - Halter
			→	□	24.6234-1701.7	221015	TRW Ø 34 - Halter + eFSB
			→	□	24.6234-1702.7	221016	TRW Ø 34 - Halter + eFSB
			←	□	11.9571-9775.2	220859	ATE Ø 57 - Halter
			←	□	11.9571-9776.2	220860	ATE Ø 57 - Halter
			→	□; - eFSB	24.3347-1709.7	221013	TRW Ø 34 - Halter
			→	□; - eFSB	24.3347-1710.7	221014	TRW Ø 34 - Halter
			→	□	24.6234-1701.7	221015	TRW Ø 34 - Halter + eFSB
			→	□	24.6234-1702.7	221016	TRW Ø 34 - Halter + eFSB








**Halter, Bremssattel**








1.2 TCe 1.2 TCe (DZ16) 1.4 TCe (DZ0F, DZ1V) 1.5 dCi 1.5 dCi (DZ09, DZ0D, DZ1F, DZ1G) 1.5 dCi (DZ0A) 1.5 dCi (DZ0B) 1.5 dCi (DZ0C, DZ1A) 1.6 16V (DZ0H) 1.6 16V (DZ0U, DZ1B, DZ1H) ↓	85 97 96 70 81 63 78 66 74 81	03/12→ 01/13→ 04/09→ 07/14→ 02/09→ 11/08→ 02/09→ 11/08→ 11/08→ 11/08→	←		11.8170-0002.1	260110	ATE
---	--	--	---	--	----------------	--------	-----











	kw					! #		
<b>RENAULT - MEGANE III Coupe (DZ0/1_) 11/08→</b>								
<b>Halter, Bremsattel</b>								
1.6 16V Bifuel (DZ03, DZ1Y)	81	11/08→	←				11.8170-0002.1 260110	ATE
1.6 dCi (DZ00)	96	04/11→						
1.9 dCi (DZ0N, DZ0J, DZ1J, DZ1K)	96	11/08→						
2.0 CVT (DZ0G, DZ1E)	103	05/09→						
<b>Feder, Bremsattel</b>								
1.2 TCe	85	03/12→				2	11.8116-0356.1 390586	ATE
1.2 TCe (DZ16)	97	01/13→						
1.4 TCe (DZ0F, DZ1V)	96	04/09→						
1.5 dCi	70	07/14→						
1.5 dCi (DZ09, DZ0D, DZ1F, DZ1G)	81	02/09→						
1.5 dCi (DZ0A)	63	11/08→						
1.5 dCi (DZ0B)	78	02/09→						
1.5 dCi (DZ0C, DZ1A)	66	11/08→						
1.6 16V (DZ0H)	74	11/08→						
1.6 16V (DZ0U, DZ1B, DZ1H)	81	11/08→						
1.6 16V Bifuel (DZ03, DZ1Y)	81	11/08→						
1.6 dCi (DZ00)	96	04/11→						
1.9 dCi (DZ0N, DZ0J, DZ1J, DZ1K)	96	11/08→						
2.0 CVT (DZ0G, DZ1E)	103	05/09→						
2.0 dCi	120	07/12→				2	11.8116-0351.1 390538	ATE
2.0 dCi (DZ0L)	118	04/09→						
2.0 dCi (DZ0Y)	110	04/09→						
2.0 TCe	140	06/12→						
2.0 TCe (DZ0K)	132	11/08→						
2.0 TCe 220	162	11/13→						
<b>Führungshülzensatz, Bremsattel</b>								
2.0 dCi	120	07/12→	←				11.0101-5704.2 260095	ATE
2.0 dCi (DZ0L)	118	04/09→						
2.0 dCi (DZ0Y)	110	04/09→						
2.0 TCe	140	06/12→						
2.0 TCe (DZ0K)	132	11/08→						
2.0 TCe 220	162	11/13→						
<b>Bremsschlauch</b>								
1.2 TCe	85	03/12→	←			2	24.5111-0426.3 331347	L= 425
1.2 TCe (DZ16)	97	01/13→	→	☐ / innen			24.5201-0135.3 331399	L= 135
1.4 TCe (DZ0F, DZ1V)	96	04/09→	→	☐ / innen			24.5203-0135.3 331403	L= 135
1.5 dCi	70	07/14→						
1.5 dCi (DZ09, DZ0D, DZ1F, DZ1G)	81	02/09→						
1.5 dCi (DZ0A)	63	11/08→						
1.5 dCi (DZ0B)	78	02/09→						
1.5 dCi (DZ0C, DZ1A)	66	11/08→						
1.6 16V (DZ0H)	74	11/08→						
1.6 16V (DZ0U, DZ1B, DZ1H)	81	11/08→						
1.6 16V Bifuel (DZ03, DZ1Y)	81	11/08→						
1.6 dCi (DZ00)	96	04/11→						
1.9 dCi (DZ0N, DZ0J, DZ1J, DZ1K)	96	11/08→						
2.0 CVT (DZ0G, DZ1E)	103	05/09→						
2.0 dCi	120	07/12→						
2.0 dCi (DZ0L)	118	04/09→						
2.0 dCi (DZ0Y)	110	04/09→						
2.0 TCe	140	06/12→						
2.0 TCe (DZ0K)	132	11/08→						
2.0 TCe 220	162	11/13→						
2.0 R.S.	195	11/08→	→	☐ / innen; 08/11→			24.5201-0135.3 331399	L= 135
			→	☐ / innen; 08/11→			24.5203-0135.3 331403	L= 135
2.0 R.S.	201	07/14→	→	☐ / innen			24.5201-0135.3 331399	L= 135
2.0 TCe (DZ1N)	184	05/09→	→	☐ / innen			24.5203-0135.3 331403	L= 135
<b>RENAULT - MEGANE III Grandtour (KZ0/1) 11/08→</b>								
<b>Bremssattel</b>								
1.2 TCe	85	03/12→	←	☐			11.9541-9950.2 220843	ATE Ø 54 - Halter
1.2 TCe (KZ16)	97	01/13→	←	☐			11.9541-9951.2 220844	ATE Ø 54 - Halter
1.4 TCe (KZ0F, KZ1V)	96	05/09→	←	☐				
1.5 dCi	70	11/13→	→	☐; - eFSB			24.3347-1709.7 221013	TRW Ø 34 - Halter
1.5 dCi (KZ09, KZ0D, KZ1G, KZ1M, KZ1W)	81	02/09→	→	☐; - eFSB			24.3347-1710.7 221014	TRW Ø 34 - Halter
↓								










	kw			 	! #						
<b>RENAULT - MEGANE III Grandtour (KZ0/1) 11/08→</b>											
<b>Bremssattel</b>											
1.5 dCi (KZ0C, KZ1A)	66	05/09→	➡	☐		24.6234-1701.7	221015	TRW Ø 34 - Halter + eFSB			
1.6 16V (KZ0H)	74	05/09→	➡	☐		24.6234-1702.7	221016	TRW Ø 34 - Halter + eFSB			
1.6 16V (KZ0U, KZ1B, KZ1U)	81	05/09→	➡	☐							
1.6 16V Bifuel (KZ03)	81	11/08→									
1.6 dCi (KZ00, KZ12)	96	04/11→									
1.9 dCi (KZ0J, KZ0N, KZ1S)	96	05/09→									
2.0 CVT (KZ0G, KZ1P)	103	05/09→									
1.5 dCi	63	03/09→	←	☐; 08/09→		11.9541-9950.2	220843	ATE Ø 54 - Halter			
			←	☐; 08/09→		11.9541-9951.2	220844	ATE Ø 54 - Halter			
			➡	☐; 08/09→; - eFSB		24.3347-1709.7	221013	TRW Ø 34 - Halter			
			➡	☐; 08/09→; - eFSB		24.3347-1710.7	221014	TRW Ø 34 - Halter			
			➡	☐; 08/09→		24.6234-1701.7	221015	TRW Ø 34 - Halter + eFSB			
			➡	☐; 08/09→		24.6234-1702.7	221016	TRW Ø 34 - Halter + eFSB			
1.5 dCi (KZ1M, KZ1W)	78	02/09→	←	☐; 05/09→		11.9541-9950.2	220843	ATE Ø 54 - Halter			
			←	☐; 05/09→		11.9541-9951.2	220844	ATE Ø 54 - Halter			
			➡	☐; 05/09→; - eFSB		24.3347-1709.7	221013	TRW Ø 34 - Halter			
			➡	☐; 05/09→; - eFSB		24.3347-1710.7	221014	TRW Ø 34 - Halter			
			➡	☐; 05/09→		24.6234-1701.7	221015	TRW Ø 34 - Halter + eFSB			
			➡	☐; 05/09→		24.6234-1702.7	221016	TRW Ø 34 - Halter + eFSB			
2.0 dCi	120	07/12→	←	☐		11.9571-9775.2	220859	ATE Ø 57 - Halter			
			←	☐		11.9571-9776.2	220860	ATE Ø 57 - Halter			
			➡	☐; - eFSB		24.3347-1709.7	221013	TRW Ø 34 - Halter			
			➡	☐; - eFSB		24.3347-1710.7	221014	TRW Ø 34 - Halter			
			➡	☐		24.6234-1701.7	221015	TRW Ø 34 - Halter + eFSB			
			➡	☐		24.6234-1702.7	221016	TRW Ø 34 - Halter + eFSB			
2.0 dCi (KZ0L)	118	04/09→	←	☐		11.9571-9775.2	220859	ATE Ø 57 - Halter			
			←	☐		11.9571-9776.2	220860	ATE Ø 57 - Halter			
			➡	☐; - eFSB		24.3347-1709.7	221013	TRW Ø 34 - Halter			
			➡	☐; - eFSB		24.3347-1710.7	221014	TRW Ø 34 - Halter			
			➡	☐		24.6234-1701.7	221015	TRW Ø 34 - Halter + eFSB			
			➡	☐		24.6234-1702.7	221016	TRW Ø 34 - Halter + eFSB			
2.0 dCi (KZ0Y)	110	10/10→	←	☐		11.9571-9775.2	220859	ATE Ø 57 - Halter			
			←	☐		11.9571-9776.2	220860	ATE Ø 57 - Halter			
			➡	☐; - eFSB		24.3347-1709.7	221013	TRW Ø 34 - Halter			
			➡	☐; - eFSB		24.3347-1710.7	221014	TRW Ø 34 - Halter			
			➡	☐		24.6234-1701.7	221015	TRW Ø 34 - Halter + eFSB			
			➡	☐		24.6234-1702.7	221016	TRW Ø 34 - Halter + eFSB			
2.0 TCe	140	09/12→	➡	☐; - eFSB		24.3347-1709.7	221013	TRW Ø 34 - Halter			
			➡	☐; - eFSB		24.3347-1710.7	221014	TRW Ø 34 - Halter			
			➡	☐		24.6234-1701.7	221015	TRW Ø 34 - Halter + eFSB			
			➡	☐		24.6234-1702.7	221016	TRW Ø 34 - Halter + eFSB			
			➡	☐		24.6234-1701.7	221015	TRW Ø 34 - Halter + eFSB			
			➡	☐		24.6234-1702.7	221016	TRW Ø 34 - Halter + eFSB			
2.0 TCe (KZ0K, KZ1T)	132	11/08→	←	☐; 05/09→		11.9571-9775.2	220859	ATE Ø 57 - Halter			
			←	☐; 05/09→		11.9571-9776.2	220860	ATE Ø 57 - Halter			
			➡	☐; 05/09→; - eFSB		24.3347-1709.7	221013	TRW Ø 34 - Halter			
			➡	☐; 05/09→; - eFSB		24.3347-1710.7	221014	TRW Ø 34 - Halter			
			➡	☐; 05/09→		24.6234-1701.7	221015	TRW Ø 34 - Halter + eFSB			
			➡	☐; 05/09→		24.6234-1702.7	221016	TRW Ø 34 - Halter + eFSB			
<b>Halter, Bremssattel</b>											
1.2 TCe	85	03/12→	←			11.8170-0002.1	260110	ATE			
			1.2 TCe (KZ16)	97	01/13→						
			1.4 TCe (KZ0F, KZ1V)	96	05/09→						
			1.5 dCi	70	11/13→						
			1.5 dCi (KZ09, KZ0D, KZ1G, KZ1M, KZ1W)	81	02/09→						
			1.5 dCi (KZ0C, KZ1A)	66	05/09→						
			1.6 16V (KZ0H)	74	05/09→						
			1.6 16V (KZ0U, KZ1B, KZ1U)	81	05/09→						
			1.6 16V Bifuel (KZ03)	81	11/08→						
			1.6 dCi (KZ00, KZ12)	96	04/11→						
			1.9 dCi (KZ0J, KZ0N, KZ1S)	96	05/09→						
			2.0 CVT (KZ0G, KZ1P)	103	05/09→						
			1.5 dCi	63	03/09→	←	08/09→		11.8170-0002.1	260110	ATE
			1.5 dCi (KZ1M, KZ1W)	78	02/09→	←	05/09→		11.8170-0002.1	260110	ATE
<b>Feder, Bremssattel</b>											
1.2 TCe	85	03/12→			2	11.8116-0356.1	390586	ATE			
			1.2 TCe (KZ16)	97	01/13→						
			1.4 TCe (KZ0F, KZ1V)	96	05/09→						
			1.5 dCi	70	11/13→						
			1.5 dCi (KZ09, KZ0D, KZ1G, KZ1M, KZ1W)	81	02/09→						
			1.5 dCi (KZ0C, KZ1A)	66	05/09→						
			1.6 16V (KZ0H)	74	05/09→						
			1.6 16V (KZ0U, KZ1B, KZ1U)	81	05/09→						
			1.6 16V Bifuel (KZ03)	81	11/08→						
			1.6 dCi (KZ00, KZ12)	96	04/11→						
			1.9 dCi (KZ0J, KZ0N, KZ1S)	96	05/09→						
			↓								











	kW					! #		
<b>RENAULT - MEGANE III Grandtour (KZ0/1) 11/08→</b>								
<b>Feder, Bremssattel</b>								
2.0 CVT (KZ0G, KZ1P)	103	05/09→				2	11.8116-0356.1 390586	ATE
1.5 dCi	63	03/09→		08/09→		2	11.8116-0356.1 390586	ATE
1.5 dCi (KZ1M, KZ1W)	78	02/09→		05/09→		2	11.8116-0356.1 390586	ATE
2.0 dCi	120	07/12→				2	11.8116-0351.1 390538	ATE
2.0 dCi (KZ0L)	118	04/09→						
2.0 dCi (KZ0Y)	110	10/10→						
2.0 TCe	140	09/12→						
2.0 TCe	162	09/12→						
2.0 TCe (KZ0K, KZ1T)	132	11/08→		05/09→		2	11.8116-0351.1 390538	ATE
<b>Führungshülzensatz, Bremssattel</b>								
2.0 dCi	120	07/12→	←				11.0101-5704.2 260095	ATE
2.0 dCi (KZ0L)	118	04/09→						
2.0 dCi (KZ0Y)	110	10/10→						
2.0 TCe	140	09/12→						
2.0 TCe	162	09/12→						
2.0 TCe (KZ0K, KZ1T)	132	11/08→	←	05/09→			11.0101-5704.2 260095	ATE
<b>Bremsschlauch</b>								
1.2 TCe	85	03/12→	←			2	24.5111-0426.3 331347	L= 425
1.2 TCe (KZ16)	97	01/13→						
1.4 TCe (KZ0F, KZ1V)	96	05/09→	→	☐ / innen			24.5201-0135.3 331399	L= 135
1.5 dCi	70	11/13→						
1.5 dCi (KZ09, KZ0D, KZ1G, KZ1M, KZ1W)	81	02/09→	→	☐ / innen			24.5203-0135.3 331403	L= 135
1.5 dCi (KZ0C, KZ1A)	66	05/09→						
1.6 16V (KZ0H)	74	05/09→						
1.6 16V (KZ0U, KZ1B, KZ1U)	81	05/09→						
1.6 16V Bifuel (KZ03)	81	11/08→						
1.6 dCi (KZ00, KZ12)	96	04/11→						
1.9 dCi (KZ0J, KZ0N, KZ1S)	96	05/09→						
2.0 CVT (KZ0G, KZ1P)	103	05/09→						
2.0 dCi	120	07/12→						
2.0 dCi (KZ0L)	118	04/09→						
2.0 dCi (KZ0Y)	110	10/10→						
2.0 TCe	140	09/12→						
2.0 TCe	162	09/12→						
1.5 dCi	63	03/09→	←	08/09→		2	24.5111-0426.3 331347	L= 425
			→	☐ / innen; 08/09→			24.5201-0135.3 331399	L= 135
			→	☐ / innen; 08/09→			24.5203-0135.3 331403	L= 135
1.5 dCi (KZ1M, KZ1W)	78	02/09→	←	05/09→		2	24.5111-0426.3 331347	L= 425
2.0 TCe (KZ0K, KZ1T)	132	11/08→	→	☐ / innen; 05/09→			24.5201-0135.3 331399	L= 135
			→	☐ / innen; 05/09→			24.5203-0135.3 331403	L= 135
<b>RENAULT - MEGANE III Schrägheck (BZ0_) 11/08→</b>								
<b>Bremssattel</b>								
1.2 TCe	85	03/12→	←	☐			11.9541-9950.2 220843	ATE Ø 54 - Halter
1.2 TCe (BZ16)	97	01/13→						
1.4 TCe (BZ0F, BZ1V)	96	04/09→	←	☐			11.9541-9951.2 220844	ATE Ø 54 - Halter
1.5 dCi	63	12/09→	→	☐; - eFSB			24.3347-1709.7 221013	TRW Ø 34 - Halter
1.5 dCi	70	11/13→						
1.5 dCi	78	02/09→	→	☐; - eFSB			24.3347-1710.7 221014	TRW Ø 34 - Halter
1.5 dCi (BZ09, BZ0D)	81	02/09→	→	☐			24.6234-1701.7 221015	TRW Ø 34 - Halter + eFSB
1.5 dCi (BZ0C)	66	11/08→						
1.6 16V	82	11/08→	→	☐			24.6234-1702.7 221016	TRW Ø 34 - Halter + eFSB
1.6 16V	85	10/15→						
1.6 16V (BZ0H)	74	11/08→						
1.6 16V (BZ1B, BZ1H)	81	11/08→						
1.6 16V Bifuel (BZ03)	81	11/08→						
1.6 dCi (BZ00, BZ12)	96	04/11→						
1.9 dCi (BZ0N, BZ0J)	96	11/08→						
2.0	105	01/11→						
2.0 CVT (BZ0G, BZ1P)	103	02/09→						
2.0 dCi	120	07/12→	←	☐			11.9571-9775.2 220859	ATE Ø 57 - Halter
2.0 dCi (BZ0L)	118	04/09→						
2.0 dCi (BZ0Y)	110	10/10→	←	☐			11.9571-9776.2 220860	ATE Ø 57 - Halter
2.0 TCe	140	06/12→	→	☐; - eFSB			24.3347-1709.7 221013	TRW Ø 34 - Halter
2.0 TCe (BZ0K)	132	11/08→	→	☐; - eFSB			24.3347-1710.7 221014	TRW Ø 34 - Halter
2.0 TCe 220	162	11/13→	→	☐			24.6234-1701.7 221015	TRW Ø 34 - Halter + eFSB
			→	☐			24.6234-1702.7 221016	TRW Ø 34 - Halter + eFSB
↓								

	kW			 	! #		
<b>RENAULT - MEGANE III Schrägheck (BZ0_) 11/08→</b>							
<b>Halter, Bremssattel</b>							
1.2 TCe	85	03/12→	←			11.8170-0002.1 260110	ATE
1.2 TCe (BZ16)	97	01/13→					
1.4 TCe (BZ0F, BZ1V)	96	04/09→					
1.5 dCi	63	12/09→					
1.5 dCi	70	11/13→					
1.5 dCi	78	02/09→					
1.5 dCi (BZ09, BZ0D)	81	02/09→					
1.5 dCi (BZ0C)	66	11/08→					
1.6 16V	82	11/08→					
1.6 16V	85	10/15→					
1.6 16V (BZ0H)	74	11/08→					
1.6 16V (BZ1B, BZ1H)	81	11/08→					
1.6 16V Bifuel (BZ03)	81	11/08→					
1.6 dCi (BZ00, BZ12)	96	04/11→					
1.9 dCi (BZ0N, BZ0J)	96	11/08→					
2.0	105	01/11→					
2.0 CVT (BZ0G, BZ1P)	103	02/09→					
<b>Feder, Bremssattel</b>							
1.2 TCe	85	03/12→			2	11.8116-0356.1 390586	ATE
1.2 TCe (BZ16)	97	01/13→					
1.4 TCe (BZ0F, BZ1V)	96	04/09→					
1.5 dCi	63	12/09→					
1.5 dCi	70	11/13→					
1.5 dCi	78	02/09→					
1.5 dCi (BZ09, BZ0D)	81	02/09→					
1.5 dCi (BZ0C)	66	11/08→					
1.6 16V	82	11/08→					
1.6 16V	85	10/15→					
1.6 16V (BZ0H)	74	11/08→					
1.6 16V (BZ1B, BZ1H)	81	11/08→					
1.6 16V Bifuel (BZ03)	81	11/08→					
1.6 dCi (BZ00, BZ12)	96	04/11→					
1.9 dCi (BZ0N, BZ0J)	96	11/08→					
2.0	105	01/11→					
2.0 CVT (BZ0G, BZ1P)	103	02/09→					
2.0 dCi	120	07/12→			2	11.8116-0351.1 390538	ATE
2.0 dCi (BZ0L)	118	04/09→					
2.0 dCi (BZ0Y)	110	10/10→					
2.0 TCe	140	06/12→					
2.0 TCe (BZ0K)	132	11/08→					
2.0 TCe 220	162	11/13→					
<b>Führungshülzensatz, Bremssattel</b>							
2.0 dCi	120	07/12→	←			11.0101-5704.2 260095	ATE
2.0 dCi (BZ0L)	118	04/09→					
2.0 dCi (BZ0Y)	110	10/10→					
2.0 TCe	140	06/12→					
2.0 TCe (BZ0K)	132	11/08→					
2.0 TCe 220	162	11/13→					
<b>Bremsschlauch</b>							
1.2 TCe	85	03/12→	←		2	24.5111-0426.3 331347	L= 425
			→	☐ / innen; 03/13→		24.5201-0135.3 331399	L= 135
			→	☐ / innen; 03/13→		24.5203-0135.3 331403	L= 135
1.2 TCe (BZ16)	97	01/13→	←		2	24.5111-0426.3 331347	L= 425
1.4 TCe (BZ0F, BZ1V)	96	04/09→					
1.5 dCi	63	12/09→	→	☐ / innen		24.5201-0135.3 331399	L= 135
1.5 dCi	70	11/13→	→	☐ / innen		24.5203-0135.3 331403	L= 135
1.5 dCi	78	02/09→					
1.5 dCi (BZ09, BZ0D)	81	02/09→					
1.5 dCi (BZ0C)	66	11/08→					
1.6 16V	82	11/08→					
1.6 16V	85	10/15→					
1.6 16V (BZ0H)	74	11/08→					
1.6 16V (BZ1B, BZ1H)	81	11/08→					
1.6 16V Bifuel (BZ03)	81	11/08→					
1.6 dCi (BZ00, BZ12)	96	04/11→					
1.9 dCi (BZ0N, BZ0J)	96	11/08→					
2.0	105	01/11→					
2.0 CVT (BZ0G, BZ1P)	103	02/09→					
2.0 dCi	120	07/12→					
2.0 dCi (BZ0L)	118	04/09→					
2.0 dCi (BZ0Y)	110	10/10→					
2.0 TCe	140	06/12→					
2.0 TCe (BZ0K)	132	11/08→					
2.0 TCe 220	162	11/13→					








	kw			 	! #			
<b>RENAULT - MEGANE IV (B9A/M_) 11/15→</b>								
 <b>Bremssattel</b>								
1.2 TCe 100 (B9MS)	74	11/15→	➡	☐; - eFSB	24.3347-1709.7	221013	TRW Ø 34 - Halter	
1.2 TCe 130 (B9MR)	97	11/15→	➡	☐; - eFSB	24.3347-1710.7	221014	TRW Ø 34 - Halter	
1.5 dCi 110 (B9A3)	81	11/15→	➡	☐	24.6234-1701.7	221015	TRW Ø 34 - Halter + eFSB	
1.5 dCi 90 (B9A1)	66	11/15→	➡	☐	24.6234-1702.7	221016	TRW Ø 34 - Halter + eFSB	
1.6 16V	84	11/15→	➡	☐				
1.6 dCi 130 (B9A4)	96	11/15→	➡	☐				
<b>RENAULT - MEGANE IV Grandtour (K9A/M_) 04/16→</b>								
 <b>Bremssattel</b>								
1.2 TCe 100	74	04/16→	➡	☐; - eFSB	24.3347-1709.7	221013	TRW Ø 34 - Halter	
1.2 TCe 130	97	04/16→	➡	☐; - eFSB	24.3347-1710.7	221014	TRW Ø 34 - Halter	
1.5 dCi 110	81	04/16→	➡	☐	24.6234-1701.7	221015	TRW Ø 34 - Halter + eFSB	
1.5 dCi 90	66	04/16→	➡	☐	24.6234-1702.7	221016	TRW Ø 34 - Halter + eFSB	
1.6 dCi 130	96	04/16→	➡	☐				
<b>RENAULT - MEGANE CC (EZ0/1_) 06/10→</b>								
 <b>Bremssattel</b>								
1.2 TCe (EZ16)	97	01/13→	←	☐; 04/13→	11.9541-9950.2	220843	ATE Ø 54 - Halter	
			←	☐; 04/13→	11.9541-9951.2	220844	ATE Ø 54 - Halter	
			➡	☐; 04/13→; - eFSB	24.3347-1709.7	221013	TRW Ø 34 - Halter	
			➡	☐; 04/13→; - eFSB	24.3347-1710.7	221014	TRW Ø 34 - Halter	
			➡	☐; 04/13→	24.6234-1701.7	221015	TRW Ø 34 - Halter + eFSB	
			➡	☐; 04/13→	24.6234-1702.7	221016	TRW Ø 34 - Halter + eFSB	
1.4 TCe (EZ0F, EZ1V) 1.5 dCi (EZ09, EZ1G, EZ0D)	96 81	06/10→ 06/10→	←	☐	11.9541-9950.2	220843	ATE Ø 54 - Halter	
			←	☐	11.9541-9951.2	220844	ATE Ø 54 - Halter	
	81 96 103	06/10→ 06/10→ 06/10→	➡	☐; - eFSB	24.3347-1709.7	221013	TRW Ø 34 - Halter	
			➡	☐; - eFSB	24.3347-1710.7	221014	TRW Ø 34 - Halter	
			➡	☐	24.6234-1701.7	221015	TRW Ø 34 - Halter + eFSB	
			➡	☐	24.6234-1702.7	221016	TRW Ø 34 - Halter + eFSB	
1.6 dCi (EZ00)	96	04/11→	←	☐	11.9541-9950.2	220843	ATE Ø 54 - Halter	
			←	☐	11.9541-9951.2	220844	ATE Ø 54 - Halter	
			➡	☐	24.6234-1701.7	221015	TRW Ø 34 - Halter + eFSB	
			➡	☐	24.6234-1702.7	221016	TRW Ø 34 - Halter + eFSB	
2.0 dCi (EZ0L) 2.0 TCe (EZ1T) 2.0 Turbo	118 132	06/10→ 06/10→	←	☐	11.9571-9775.2	220859	ATE Ø 57 - Halter	
			←	☐	11.9571-9776.2	220860	ATE Ø 57 - Halter	
	195	10/11→	➡	☐; - eFSB	24.3347-1709.7	221013	TRW Ø 34 - Halter	
			➡	☐; - eFSB	24.3347-1710.7	221014	TRW Ø 34 - Halter	
			➡	☐	24.6234-1701.7	221015	TRW Ø 34 - Halter + eFSB	
			➡	☐	24.6234-1702.7	221016	TRW Ø 34 - Halter + eFSB	
<b>Halter, Bremssattel</b>								
1.2 TCe (EZ16)	97	01/13→	←	04/13→	11.8170-0002.1	260110	ATE	
1.4 TCe (EZ0F, EZ1V) 1.5 dCi (EZ09, EZ1G, EZ0D)	96 81	06/10→ 06/10→	←		11.8170-0002.1	260110	ATE	
1.6 16V (EZ0U, EZ1U) 1.6 dCi (EZ00) 1.9 dCi (EZ0J, EZ1S) 2.0 CVT (EZ0G, EZ1E, EZ1P)	81 96 96 103	06/10→ 04/11→ 06/10→ 06/10→						
<b>Feder, Bremssattel</b>								
1.2 TCe (EZ16)	97	01/13→		04/13→	2	11.8116-0356.1	390586	ATE
1.4 TCe (EZ0F, EZ1V) 1.5 dCi (EZ09, EZ1G, EZ0D) 1.6 16V (EZ0U, EZ1U) 1.6 dCi (EZ00) 1.9 dCi (EZ0J, EZ1S) 2.0 CVT (EZ0G, EZ1E, EZ1P)	96 81 81 96 96 103	06/10→ 06/10→ 06/10→ 04/11→ 06/10→ 06/10→			2	11.8116-0356.1	390586	ATE
2.0 dCi (EZ0L) 2.0 TCe (EZ1T) 2.0 Turbo	118 132 195	06/10→ 06/10→ 10/11→			2	11.8116-0351.1	390538	ATE

















	kw			 	! #		
<b>RENAULT - MEGANE CC (EZ0/1_) 06/10→</b>							
<b>Führungshülensatz, Bremsattel</b>							
2.0 dCi (EZ0L)	118	06/10→	←			11.0101-5704.2	260095 ATE
2.0 TCe (EZ1T)	132	06/10→					
2.0 Turbo	195	10/11→					
<b>Bremsschlauch</b>							
1.2 TCe (EZ16)	97	01/13→	←	04/13→	2	24.5111-0426.3	331347 L= 425
			→	☐ / innen; 04/13→		24.5201-0135.3	331399 L= 135
			→	☐ / innen; 04/13→		24.5203-0135.3	331403 L= 135
1.4 TCe (EZ0F, EZ1V)	96	06/10→	←		2	24.5111-0426.3	331347 L= 425
1.5 dCi (EZ09, EZ1G, EZ0D)	81	06/10→	→	☐ / innen		24.5201-0135.3	331399 L= 135
1.6 16V (EZ0U, EZ1U)	81	06/10→	→	☐ / innen		24.5203-0135.3	331403 L= 135
1.6 dCi (EZ00)	96	04/11→					
1.9 dCi (EZ0J, EZ1S)	96	06/10→					
2.0 CVT (EZ0G, EZ1E, EZ1P)	103	06/10→					
2.0 dCi (EZ0L)	118	06/10→					
2.0 TCe (EZ1T)	132	06/10→					
2.0 Turbo	195	10/11→					
<b>RENAULT - MEGANE Scenic (JA0/1_) 10/96→12/01</b>							
<b>Bremssattel</b>							
1.4 i (JA0E)	55	01/97→09/99	←	☐; → 09/98		24.3481-1615.5	240031 TRW Ø 48 - Halter
1.6 i (JA0L)	55	01/97→09/99	←	☐; → 09/98		24.3481-1616.5	240032 TRW Ø 48 - Halter
			←	☐; 10/98→		24.3541-1749.5	240427 TRW Ø 54 - Halter
			←	☐; 10/98→		24.3541-1750.5	240428 TRW Ø 54 - Halter
1.6 16V (JA0B, JA04, JA11)	79	04/98→10/99	←	☐; → 09/98		24.3541-1741.5	240215 TRW Ø 54 - Halter
			←	☐; → 09/98		24.3541-1742.5	240216 TRW Ø 54 - Halter
			←	☐; 10/98→ 09/99		24.3541-1749.5	240427 TRW Ø 54 - Halter
			←	☐; 10/98→ 09/99		24.3541-1750.5	240428 TRW Ø 54 - Halter
			→	☐; → 09/99		24.3344-1707.7	220531 TRW Ø 34 - Halter
			→	☐; → 09/99		24.3344-1708.7	220532 TRW Ø 34 - Halter
1.6 e (JA0F)	66	10/96→10/99	←	☐; 11/96→ 09/98; Schaltgetriebe		24.3481-1615.5	240031 TRW Ø 48 - Halter
			←	☐; 11/96→ 09/98; Schaltgetriebe		24.3481-1616.5	240032 TRW Ø 48 - Halter
			←	☐; 11/96→ 09/98; Vollautomatik		24.3541-1741.5	240215 TRW Ø 54 - Halter
			←	☐; 11/96→ 09/98; Vollautomatik		24.3541-1742.5	240216 TRW Ø 54 - Halter
			←	☐; 10/98→ 09/99; Schaltgetriebe		24.3541-1749.5	240427 TRW Ø 54 - Halter
			←	☐; 10/98→ 09/99; Vollautomatik		24.3541-1749.5	240427 TRW Ø 54 - Halter
			←	☐; 10/98→ 09/99; Vollautomatik		24.3541-1750.5	240428 TRW Ø 54 - Halter
			←	☐; 10/98→ 09/99; Schaltgetriebe		24.3541-1750.5	240428 TRW Ø 54 - Halter
1.9 D (JA0J)	47	03/97→09/99	←	☐		24.3541-1741.5	240215 TRW Ø 54 - Halter
			←	☐; → 09/98		24.3541-1741.5	240215 TRW Ø 54 - Halter
			←	☐		24.3541-1742.5	240216 TRW Ø 54 - Halter
			←	☐; → 09/98		24.3541-1742.5	240216 TRW Ø 54 - Halter
			←	☐; 10/98→		24.3541-1749.5	240427 TRW Ø 54 - Halter
			←	☐; 10/98→		24.3541-1750.5	240428 TRW Ø 54 - Halter
1.9 dT (JA0K, JA0Y)	66	01/97→09/99	←	☐; → 12/97		24.3541-1741.5	240215 TRW Ø 54 - Halter
			←	☐; → 12/97		24.3541-1742.5	240216 TRW Ø 54 - Halter
1.9 dT (JA0Y)	69	03/97→08/99	←	☐		24.3541-1741.5	240215 TRW Ø 54 - Halter
			←	☐		24.3541-1742.5	240216 TRW Ø 54 - Halter
1.9 dTi (JA0N)	72	04/97→09/99	←	☐; 03/98→ 09/98		24.3541-1741.5	240215 TRW Ø 54 - Halter
			←	☐; → 09/98		24.3541-1741.5	240215 TRW Ø 54 - Halter
			←	☐; → 09/98		24.3601-1707.5	240229 TRW Ø 60 - Halter
			←	☐; → 09/98		24.3541-1742.5	240216 TRW Ø 54 - Halter
			←	☐; 03/98→ 09/98		24.3601-1708.5	240230 TRW Ø 60 - Halter
			←	☐; 10/98→		24.3541-1749.5	240427 TRW Ø 54 - Halter
			←	☐; 10/98→		24.3601-1707.5	240229 TRW Ø 60 - Halter
			←	☐; 10/98→		24.3541-1750.5	240428 TRW Ø 54 - Halter
			←	☐; 10/98→		24.3601-1708.5	240230 TRW Ø 60 - Halter
↓							













	kw					! #		
<b>RENAULT - MEGANE Scenic (JA0/1_) 10/96→12/01</b>								
 <b>Bremssattel</b>								
2.0 i (JA02, JA0G)	80	01/99→09/99	←	☐			24.3541-1749.5 240427	TRW Ø 54 - Halter
			←	☐			24.3601-1707.5 240229	TRW Ø 60 - Halter
			←	☐			24.3541-1750.5 240428	TRW Ø 54 - Halter
			←	☐	→ 09/98		24.3601-1708.5 240230	TRW Ø 60 - Halter
2.0 i (JA0G)	84	01/97→09/99	←	☐; → 09/98			24.3541-1741.5 240215	TRW Ø 54 - Halter
			←	☐; → 09/98			24.3601-1707.5 240229	TRW Ø 60 - Halter
			←	☐; → 09/98			24.3541-1742.5 240216	TRW Ø 54 - Halter
			←	☐; 10/98→			24.3601-1708.5 240230	TRW Ø 60 - Halter
			←	☐; 10/98→			24.3541-1749.5 240427	TRW Ø 54 - Halter
			←	☐; 10/98→			24.3601-1707.5 240229	TRW Ø 60 - Halter
			←	☐; 10/98→			24.3541-1750.5 240428	TRW Ø 54 - Halter
			←	☐; 10/98→			24.3601-1708.5 240230	TRW Ø 60 - Halter
2.0 RXE 4x4	84	05/97→10/99	←	☐; → 09/98			24.3541-1741.5 240215	TRW Ø 54 - Halter
			←	☐; → 09/98			24.3601-1707.5 240229	TRW Ø 60 - Halter
			←	☐; → 09/98			24.3541-1742.5 240216	TRW Ø 54 - Halter
			←	☐; 10/98→ 09/99			24.3601-1708.5 240230	TRW Ø 60 - Halter
			←	☐; 10/98→ 09/99			24.3541-1749.5 240427	TRW Ø 54 - Halter
			←	☐; 10/98→ 09/99			24.3601-1707.5 240229	TRW Ø 60 - Halter
			←	☐; 10/98→ 09/99			24.3541-1750.5 240428	TRW Ø 54 - Halter
			←	☐; 10/98→ 09/99			24.3601-1708.5 240230	TRW Ø 60 - Halter
<b>Zubehörsatz, Bremssattel</b>								
1.4 i (JA0E)	55	01/97→09/99	←	→ 09/98			24.0101-4806.2 260052	TRW
1.6 i (JA0L)	55	01/97→09/99	←					
1.6 e (JA0F)	66	10/96→10/99	←	11/96→ 09/98; Schaltgetriebe			24.0101-4806.2 260052	TRW
 <b>Bremsschlauch</b>								
1.4 i (JA0E)	55	01/97→09/99	←			2	24.5111-0390.3 330566	L= 390
1.6 i (JA0L)	55	01/97→09/99	→			2	24.5229-0265.3 330540	L= 265
1.9 D (JA0J)	47	03/97→09/99	→					
1.9 dT (JA0Y)	69	03/97→08/99	→					
1.9 dTi (JA0N)	72	04/97→09/99	→					
2.0 i (JA02, JA0G)	80	01/99→09/99	→					
2.0 i (JA0G)	84	01/97→09/99	→					
1.6 16V (JA0B, JA04, JA11)	79	04/98→10/99	←	→ 09/99		2	24.5111-0390.3 330566	L= 390
2.0 RXE 4x4	84	05/97→10/99	→	→ 09/99		2	24.5229-0265.3 330540	L= 265
1.6 e (JA0F)	66	10/96→10/99	←	11/96→ 09/99		2	24.5111-0390.3 330566	L= 390
			→	11/96→ 09/99		2	24.5229-0265.3 330540	L= 265
1.9 dT (JA0K, JA0Y)	66	01/97→09/99	←	→ 12/97		2	24.5111-0390.3 330566	L= 390
			→	→ 12/97		2	24.5229-0265.3 330540	L= 265
<b>RENAULT - MODUS / GRAND MODUS (F/JP0_) 09/04→</b>								
 <b>Bremssattel</b>								
1.2	76	04/11→	←	☐; → 06/13			24.3541-1849.5 240707	TRW Ø 54 - Halter
1.2 (JP0S)	58	12/04→	←	☐; → 06/13			24.3541-1850.5 240708	TRW Ø 54 - Halter
1.4 (JP01, JP0J)	72	12/04→	←	☐; → 06/13				
1.5 dCi (FP0F, JP0F)	63	12/04→	→	☐; → 06/13			24.3347-1703.5 240814	TRW Ø 34 - Halter
1.5 dCi (JP02)	76	05/07→	→	☐; → 06/13				
1.5 dCi (JP0G, JP0H)	78	05/05→	→	☐; → 06/13			24.3347-1704.5 240815	TRW Ø 34 - Halter
1.6 (JP03, JP0B, JP0U, JP0Y, JP1G)	82	12/04→	→					
1.6 (JP0L, JP0V)	65	12/04→	→					
1.2 (FP0C, FP0K, FP0P)	48	05/05→	←	☐; → 06/13			24.3541-1849.5 240707	TRW Ø 54 - Halter
1.2 (JP0C, JP0K, FP0C, FP0K, FP0P, JP0P, JP0T)	55	12/04→	←	☐; → 06/13			24.3541-1850.5 240708	TRW Ø 54 - Halter
1.2 16V (JP0W)	74	05/07→	→	☐; + ESP; → 06/13			24.3347-1703.5 240814	TRW Ø 34 - Halter
1.2 16V Hi-Flex	55	10/08→	→	☐; + ESP; → 06/13			24.3347-1704.5 240815	TRW Ø 34 - Halter
1.5 dCi (FP0D, JP0D)	60	09/04→	→					
1.5 dCi (FP0E, JP0E)	48	12/04→	→					
1.5 dCi (FP0G, JP0G)	50	12/04→	→					
1.5 dCi 75	55	10/10→	→					
1.5 dCi 90	65	10/10→	→					
<b>Zubehörsatz, Bremssattel</b>								
1.2	76	04/11→		→ 06/13			24.0101-3803.2 260101	TRW
1.2 (JP0S)	58	12/04→						
1.4 (JP01, JP0J)	72	12/04→						
1.5 dCi (FP0F, JP0F)	63	12/04→						
1.5 dCi (JP02)	76	05/07→						














	kw			 	! #		
<b>RENAULT - MODUS / GRAND MODUS (F/JP0_) 09/04 →</b>							
<b>Zubehörsatz, Bremssattel</b>							
1.5 dCi (JP0G, JP0H)	78	05/05 →		→ 06/13		24.0101-3803.2 260101	TRW
1.6 (JP03, JP0B, JP0U, JP0Y, JP1G)	82	12/04 →					
1.6 (JP0L, JP0V)	65	12/04 →					
1.2 (FP0C, FP0K, FP0P)	48	05/05 →		+ ESP; → 06/13		24.0101-3803.2 260101	TRW
1.2 (JP0C, JP0K, FP0C, FP0K, FP0P, JP0P, JP0T)	55	12/04 →					
1.2 16V (JP0W)	74	05/07 →					
1.2 16V Hi-Flex	55	10/08 →					
1.5 dCi (FP0D, JP0D)	60	09/04 →					
1.5 dCi (FP0E, JP0E)	48	12/04 →					
1.5 dCi (FP0G, JP0G)	50	12/04 →					
1.5 dCi 75	55	10/10 →					
1.5 dCi 90	65	10/10 →					
<b>Bremsschlauch</b>							
1.2	76	04/11 →		☐; → 06/13	2	24.5229-0193.3 330571	L= 193
1.2 (FP0C, FP0K, FP0P)	48	05/05 →	←	→ 06/13	2	24.5111-0455.3 330914	L= 455
1.2 (JP0C, JP0K, FP0C, FP0K, FP0P, JP0P, JP0T)	55	12/04 →					
1.2 (JP0S)	58	12/04 →					
1.2 16V (JP0W)	74	05/07 →					
1.2 16V Hi-Flex	55	10/08 →					
1.4 (JP01, JP0J)	72	12/04 →					
1.5 dCi (FP0D, JP0D)	60	09/04 →					
1.5 dCi (FP0F, JP0F)	63	12/04 →					
1.5 dCi (FP0G, JP0G)	50	12/04 →					
1.5 dCi (JP02)	76	05/07 →					
1.5 dCi (JP0G, JP0H)	78	05/05 →					
1.5 dCi 75	55	10/10 →					
1.5 dCi 90	65	10/10 →					
1.6 (JP03, JP0B, JP0U, JP0Y, JP1G)	82	12/04 →					
1.6 (JP0L, JP0V)	65	12/04 →					
1.5 dCi (FP0E, JP0E)	48	12/04 →	←	→ 06/13	2	24.5111-0455.3 330914	L= 455
<b>RENAULT - RAPID 09/94 → 03/98</b>							
<b>Bremssattel</b>							
1.9 D	47	09/94 → 03/98	←	☐; 07/95 →		24.3481-1505.5 240047	BDX Ø 48 - Halter
			←	☐; 07/95 →		24.3481-1506.5 240048	BDX Ø 48 - Halter
<b>Zubehörsatz, Bremssattel</b>							
1.9 D	47	09/94 → 03/98	←	07/95 →		24.0101-4803.2 260049	BDX
<b>Bremsschlauch</b>							
1.9 D	47	09/94 → 03/98	←	07/95 →	2	24.5111-0300.3 330407	L= 300
			→	07/95 →; nicht für erhöhte Nutzlast	2	24.5229-0240.3 330400	L= 242
			→	07/95 →; für erhöhte Nutzlast	2	24.5229-0285.3 330032	L= 285
<b>RENAULT - RAPID Kasten (F40_, G40_) 07/85 → 11/01</b>							
<b>Bremssattel</b>							
1.1	35	09/93 → 04/95	←	☐		24.3481-1505.5 240047	BDX Ø 48 - Halter
1.2	48	05/95 → 11/98				24.3481-1611.5 240029	TRW Ø 48 - Halter
1.4	59	05/95 → 08/97					
1.4 (F40U, F40V)	55	09/91 → 03/98	←	☐		24.3481-1506.5 240048	BDX Ø 48 - Halter
1.4 Cat (F407)	43	08/88 → 03/98				24.3481-1612.5 240030	TRW Ø 48 - Halter
1.6 D	40	09/93 → 04/95					
Electric	21	01/94 → 11/98					
1.1 (F401)	33	07/85 → 04/95	←	☐; → 05/88		24.3451-1501.5 240263	BDX Ø 45 - Halter
						24.3481-1505.5 240047	BDX Ø 48 - Halter
						24.3481-1611.5 240029	TRW Ø 48 - Halter
			←	☐; → 05/88		24.3451-1502.5 240264	BDX Ø 45 - Halter
						24.3481-1506.5 240048	BDX Ø 48 - Halter
						24.3481-1612.5 240030	TRW Ø 48 - Halter
			←	☐; 06/88 →		24.3481-1505.5 240047	BDX Ø 48 - Halter
						24.3481-1611.5 240029	TRW Ø 48 - Halter
			←	☐; 09/91 →		24.3481-1505.5 240047	BDX Ø 48 - Halter
						24.3481-1611.5 240029	TRW Ø 48 - Halter
			←	☐; 06/88 →		24.3481-1506.5 240048	BDX Ø 48 - Halter
						24.3481-1612.5 240030	TRW Ø 48 - Halter








	kw			 	! #		
<b>RENAULT - RAPID Kasten (F40_, G40_) 07/85→11/01</b>							
<b>Bremssattel</b>							
1.1 (F401)	33	07/85→04/95	←	☐; 09/91→		24.3481-1506.5 240048 24.3481-1612.5 240030	BDX Ø 48 - Halter TRW Ø 48 - Halter
1.2 (F406, G40A)	40	09/91→03/98	←	☐; 10/92→		24.3481-1505.5 240047 24.3481-1611.5 240029	BDX Ø 48 - Halter TRW Ø 48 - Halter
			←	☐; → 09/91		24.3481-1505.5 240047 24.3481-1611.5 240029	BDX Ø 48 - Halter TRW Ø 48 - Halter
			←	☐; → 09/91		24.3481-1506.5 240048 24.3481-1612.5 240030	BDX Ø 48 - Halter TRW Ø 48 - Halter
			←	☐; 10/92→		24.3481-1506.5 240048 24.3481-1612.5 240030	BDX Ø 48 - Halter TRW Ø 48 - Halter
			←	☐; 10/92→		24.3481-1506.5 240048 24.3481-1612.5 240030	BDX Ø 48 - Halter TRW Ø 48 - Halter
1.4 (F40D)	58	01/94→03/98	←	☐; 09/94→		24.3481-1505.5 240047 24.3481-1611.5 240029	BDX Ø 48 - Halter TRW Ø 48 - Halter
			←	☐		24.3481-1505.5 240047 24.3481-1611.5 240029	BDX Ø 48 - Halter TRW Ø 48 - Halter
			←	☐		24.3481-1506.5 240048 24.3481-1612.5 240030	BDX Ø 48 - Halter TRW Ø 48 - Halter
			←	☐; 09/94→		24.3481-1506.5 240048 24.3481-1612.5 240030	BDX Ø 48 - Halter TRW Ø 48 - Halter
			←	☐; 09/94→		24.3481-1506.5 240048 24.3481-1612.5 240030	BDX Ø 48 - Halter TRW Ø 48 - Halter
1.6 D (F404)	40	03/86→08/98	←	☐; → 05/86		24.3451-1501.5 240263	BDX Ø 45 - Halter
			←	☐; → 05/86		24.3451-1502.5 240264	BDX Ø 45 - Halter
			←	☐; 06/86→		24.3481-1505.5 240047 24.3481-1611.5 240029	BDX Ø 48 - Halter TRW Ø 48 - Halter
			←	☐		24.3481-1505.5 240047 24.3481-1611.5 240029	BDX Ø 48 - Halter TRW Ø 48 - Halter
			←	☐		24.3481-1506.5 240048 24.3481-1612.5 240030	BDX Ø 48 - Halter TRW Ø 48 - Halter
			←	☐; 06/86→		24.3481-1506.5 240048 24.3481-1612.5 240030	BDX Ø 48 - Halter TRW Ø 48 - Halter
			←	☐; 06/86→		24.3481-1506.5 240048 24.3481-1612.5 240030	BDX Ø 48 - Halter TRW Ø 48 - Halter
1.9 D (F40P, F40N, F40E)	47	09/91→03/98	←	☐; 09/95→		24.3481-1505.5 240047	BDX Ø 48 - Halter
			←	☐; 09/92→		24.3481-1505.5 240047 24.3481-1611.5 240029	BDX Ø 48 - Halter TRW Ø 48 - Halter
			←	☐		24.3481-1505.5 240047 24.3481-1611.5 240029	BDX Ø 48 - Halter TRW Ø 48 - Halter
			←	☐; 09/95→		24.3481-1506.5 240048	BDX Ø 48 - Halter
			←	☐		24.3481-1506.5 240048 24.3481-1612.5 240030	BDX Ø 48 - Halter TRW Ø 48 - Halter
			←	☐; 09/92→		24.3481-1506.5 240048 24.3481-1612.5 240030	BDX Ø 48 - Halter TRW Ø 48 - Halter
			←	☐; 09/92→		24.3481-1506.5 240048 24.3481-1612.5 240030	BDX Ø 48 - Halter TRW Ø 48 - Halter
1.9 D (F40R)	40	09/94→03/98	←	☐		24.3481-1505.5 240047	BDX Ø 48 - Halter
			←	☐		24.3481-1506.5 240048	BDX Ø 48 - Halter
<b>Zubehörsatz, Bremssattel</b>							
1.1	35	09/93→04/95	←			24.0101-4803.2 260049	BDX
1.2	48	05/95→11/98				24.0101-4807.2 260053	TRW
1.4	59	05/95→08/97					
1.4 (F40U, F40V)	55	09/91→03/98					
1.4 Cat (F407)	43	08/88→03/98					
1.6 D	40	09/93→04/95					
Electric	21	01/94→11/98					
1.1 (F401)	33	07/85→04/95	←	09/91→		24.0101-4803.2 260049 24.0101-4807.2 260053	BDX TRW
			←	06/88→		24.0101-4803.2 260049 24.0101-4807.2 260053	BDX TRW
			←	→ 05/88		24.0101-4803.2 260049 24.0101-4807.2 260053	BDX TRW
			←			24.0101-4803.2 260049 24.0101-4807.2 260053	BDX TRW
1.2 (F406, G40A)	40	09/91→03/98	←	→ 09/91		24.0101-4803.2 260049 24.0101-4807.2 260053	BDX TRW
			←	10/92→		24.0101-4803.2 260049 24.0101-4807.2 260053	BDX TRW
1.4 (F40D)	58	01/94→03/98	←			24.0101-4803.2 260049 24.0101-4807.2 260053	BDX TRW
			←	09/94→		24.0101-4803.2 260049	BDX
↓							

	kw			 	! #		
<b>RENAULT - RAPID Kasten (F40_, G40_) 07/85→11/01</b>							
<b>Zubehörsatz, Bremssattel</b>							
1.4 (F40D)	58	01/94→03/98	←	09/94→		24.0101-4807.2 260053	TRW
1.6 D (F404)	40	03/86→08/98	←			24.0101-4803.2 260049	BDX
						24.0101-4807.2 260053	TRW
			←	06/86→		24.0101-4803.2 260049	BDX
						24.0101-4807.2 260053	TRW
1.9 D (F40P, F40N, F40E)	47	09/91→03/98	←			24.0101-4803.2 260049	BDX
						24.0101-4807.2 260053	TRW
			←	09/95→		24.0101-4803.2 260049	BDX
			←	09/92→		24.0101-4803.2 260049	BDX
						24.0101-4807.2 260053	TRW
1.9 D (F40R)	40	09/94→03/98	←			24.0101-4803.2 260049	BDX
<b>Bremsschlauch</b>							
1.1	35	09/93→04/95	←		2	24.5111-0300.3 330407	L= 300
1.2	48	05/95→11/98	←				
1.4 Cat (F407)	43	08/88→03/98	→		2	24.5229-0240.3 330400	L= 242
1.1 (F401)	33	07/85→04/95	←		2	24.5111-0300.3 330407	L= 300
			←	09/91→	2	24.5111-0300.3 330407	L= 300
			→		2	24.5229-0240.3 330400	L= 242
			→	09/91→	2	24.5229-0240.3 330400	L= 242
1.2 (F406, G40A)	40	09/91→03/98	←		2	24.5111-0300.3 330407	L= 300
			←	10/92→	2	24.5111-0300.3 330407	L= 300
			→		2	24.5229-0240.3 330400	L= 242
			→	10/92→	2	24.5229-0240.3 330400	L= 242
1.4 1.4 (F40U, F40V) 1.6 D 1.9 D (F40R)	59	05/95→08/97	←		2	24.5111-0300.3 330407	L= 300
	55	09/91→03/98	←				
	40	09/93→04/95	→	nicht für erhöhte Nutzlast	2	24.5229-0240.3 330400	L= 242
	40	09/94→03/98	→	für erhöhte Nutzlast	2	24.5229-0285.3 330032	L= 285
1.4 (F40D)	58	01/94→03/98	←		2	24.5111-0300.3 330407	L= 300
			←	09/94→	2	24.5111-0300.3 330407	L= 300
			→	nicht für erhöhte Nutzlast	2	24.5229-0240.3 330400	L= 242
			→	09/94→; nicht für erhöhte Nutzlast	2	24.5229-0240.3 330400	L= 242
			→		2	24.5229-0285.3 330032	L= 285
			→	09/94→; für erhöhte Nutzlast	2	24.5229-0285.3 330032	L= 285
			→	für erhöhte Nutzlast	2	24.5229-0285.3 330032	L= 285
			→	für erhöhte Nutzlast	2	24.5229-0285.3 330032	L= 285
1.6 D (F404)	40	03/86→08/98	←		2	24.5111-0300.3 330407	L= 300
			→	07/86→; nicht für erhöhte Nutzlast	2	24.5229-0240.3 330400	L= 242
			→	07/86→; für erhöhte Nutzlast	2	24.5229-0285.3 330032	L= 285
1.9 D (F40P, F40N, F40E)	47	09/91→03/98	←		2	24.5111-0300.3 330407	L= 300
			←	09/92→	2	24.5111-0300.3 330407	L= 300
			←	09/95→	2	24.5111-0300.3 330407	L= 300
			→	09/92→; nicht für erhöhte Nutzlast	2	24.5229-0240.3 330400	L= 242
			→	nicht für erhöhte Nutzlast	2	24.5229-0240.3 330400	L= 242
			→	09/95→; nicht für erhöhte Nutzlast	2	24.5229-0240.3 330400	L= 242
			→	für erhöhte Nutzlast	2	24.5229-0285.3 330032	L= 285
			→	09/95→; für erhöhte Nutzlast	2	24.5229-0285.3 330032	L= 285
			→	09/92→; für erhöhte Nutzlast	2	24.5229-0285.3 330032	L= 285
Electric	21	01/94→11/98	←		2	24.5111-0300.3 330407	L= 300
			→		2	24.5229-0285.3 330032	L= 285
<b>RENAULT - SAFRANE I (B54_) 04/92→10/97</b>							
<b>Bremssattel</b>							
2.0 (B540)	77	11/92→07/96	←	☐		24.3541-1741.5 240215	TRW Ø 54 - Halter
2.0 12V (B542, B54E)	97	04/92→07/96	←	☐		24.3541-1742.5 240216	TRW Ø 54 - Halter
2.1 dT (B546)	65	11/93→07/96	←				
2.2 (B541)	79	04/92→07/96	←				
2.2 (B543)	101	04/92→07/96	←				
2.5 dT (B548)	83	12/92→07/96	←	☐; → 06/93; Automatikgetriebe		24.3541-1741.5 240215	TRW Ø 54 - Halter
↓							








	kw			 	! #		
<b>RENAULT - SAFRANE I (B54_) 04/92→10/97</b>							
 <b>Bremssattel</b>							
2.5 dT (B548)	83	12/92→07/96	←	☐; → 05/94; Schaltgetriebe		24.3541-1741.5 240215	TRW Ø 54 - Halter
			←	☐; → 06/93; Automatikgetriebe		24.3541-1742.5 240216	TRW Ø 54 - Halter
			←	☐; → 05/94; Schaltgetriebe		24.3541-1742.5 240216	TRW Ø 54 - Halter
			←	☐; 06/94→; Schaltgetriebe		24.3601-1707.5 240229	TRW Ø 60 - Halter
			←	☐; 07/93→; Automatikgetriebe		24.3601-1707.5 240229	TRW Ø 60 - Halter
			←	☐; 06/94→; Schaltgetriebe		24.3601-1708.5 240230	TRW Ø 60 - Halter
			←	☐; 07/93→; Automatikgetriebe		24.3601-1708.5 240230	TRW Ø 60 - Halter
3.0 V6 (B54B, B544)	123	12/92→07/96	←	☐		24.3601-1707.5 240229	TRW Ø 60 - Halter
3.0 V6 4x4 (B54B, B544)	123	12/92→07/96	←	☐		24.3601-1708.5 240230	TRW Ø 60 - Halter
 <b>Bremsschlauch</b>							
2.0 (B540)	77	11/92→07/96	←		2	24.5111-0285.3 330608	L= 285
2.1 dT (B546)	65	11/93→07/96	←		2	24.5111-0386.3 330503	L= 385
2.2 (B541)	79	04/92→07/96	→	02/95→; - ABS	2	24.5111-0386.3 330503	L= 385
			→	+ ABS	2	24.5111-0386.3 330503	L= 385
2.0 12V (B542, B54E)	97	04/92→07/96	←		2	24.5111-0285.3 330608	L= 285
2.2 (B543)	101	04/92→07/96	←		2	24.5111-0386.3 330503	L= 385
2.5 dT (B548)	83	12/92→07/96	→		2	24.5111-0386.3 330503	L= 385
3.0 V6 (B54B, B544)	123	12/92→07/96	→		2	24.5111-0386.3 330503	L= 385
3.0	125	02/93→06/96	→		2	24.5111-0386.3 330503	L= 385
3.0	125	03/93→10/96	→	→ 07/96	2	24.5111-0386.3 330503	L= 385
3.0 Biturbo 4x4 (B545)	193	02/93→07/96	→		2	24.5111-0300.3 330407	L= 300
3.0 V6 4x4 (B54B, B544)	123	12/92→07/96	←		2	24.5111-0285.3 330608	L= 285
			→	02/93→	2	24.5111-0300.3 330407	L= 300
			→		2	24.5111-0386.3 330503	L= 385
<b>RENAULT - SAFRANE II (B54_) 07/96→12/00</b>							
 <b>Bremssattel</b>							
2.0 16V (B54L)	100	07/96→12/00	←	☐; 08/96→		24.3541-1741.5 240215	TRW Ø 54 - Halter
			←	☐; 08/96→		24.3541-1742.5 240216	TRW Ø 54 - Halter
2.2 dT (B54G)	83	07/96→12/00	←	☐; 08/96→		24.3601-1707.5 240229	TRW Ø 60 - Halter
2.5 20V (B54F)	121	07/96→12/00	←	☐; 08/96→		24.3601-1708.5 240230	TRW Ø 60 - Halter
2.9 24V (B54N)	140	03/99→12/00	←	☐		24.3601-1707.5 240229	TRW Ø 60 - Halter
			←	☐		24.3601-1708.5 240230	TRW Ø 60 - Halter
3.0 V6 (B54M)	123	07/96→12/00	←	☐; → 07/96		24.3601-1707.5 240229	TRW Ø 60 - Halter
			←	☐; 08/96→		24.3601-1707.5 240229	TRW Ø 60 - Halter
			←	☐; → 07/96		24.3601-1708.5 240230	TRW Ø 60 - Halter
			←	☐; 08/96→		24.3601-1708.5 240230	TRW Ø 60 - Halter
 <b>Bremsschlauch</b>							
2.0 16V (B54L)	100	07/96→12/00	←	08/96→	2	24.5111-0285.3 330608	L= 285
2.2 dT (B54G)	83	07/96→12/00	←	08/96→	2	24.5111-0386.3 330503	L= 385
2.5 20V (B54F)	121	07/96→12/00	→	08/96→	2	24.5111-0386.3 330503	L= 385
2.9 24V (B54N)	140	03/99→12/00	←		2	24.5111-0285.3 330608	L= 285
			→		2	24.5111-0386.3 330503	L= 385
3.0 V6 (B54M)	123	07/96→12/00	←	08/96→	2	24.5111-0285.3 330608	L= 285
			←	→ 07/96	2	24.5111-0285.3 330608	L= 285
			→	→ 07/96	2	24.5111-0386.3 330503	L= 385
			→	08/96→	2	24.5111-0386.3 330503	L= 385
<b>RENAULT - SANDERO/STEPWAY I (BS_) 11/07→</b>							
 <b>Bremssattel</b>							
1.4	55	02/09→	←	☐		24.3481-1611.5 240029	TRW Ø 48 - Halter
1.6	62	11/10→	←	☐		24.3481-1612.5 240030	TRW Ø 48 - Halter
1.6	64	02/09→	←	☐		24.3481-1615.5 240031	TRW Ø 48 - Halter
1.6	66	05/09→	←	☐; V		24.3481-1615.5 240031	TRW Ø 48 - Halter
1.6	75	12/07→	←	☐; V		24.3481-1616.5 240032	TRW Ø 48 - Halter
1.6	76	12/07→	←	☐; V		24.3481-1616.5 240032	TRW Ø 48 - Halter
↓							












	kw			 	! #		
<b>RENAULT - SANDERO/STEPWAY I (BS_) 11/07→</b>							
 <b>Bremsschlauch</b>							
1.4	55	02/09→	←		2	24.5111-0300.3 330407	L= 300
1.6	62	11/10→	→		2	24.5229-0285.3 330032	L= 285
1.6	64	02/09→					
1.6	66	05/09→					
1.6	75	12/07→					
1.6	76	12/07→					
<b>RENAULT - SCÉNIC I (JA0/1_) 09/99→09/03</b>							
 <b>Bremssattel</b>							
1.4 16V (JA0D, JA1H, Ja0W, JA10)	70	09/99→08/03	←	☐; → 06/03		24.3541-1749.5 240427	TRW Ø 54 - Halter
1.6	75	03/01→08/03	←	☐; → 06/03		24.3541-1750.5 240428	TRW Ø 54 - Halter
1.6	81	06/01→09/03	→	☐; → 06/03; + ABS		24.3344-1707.7 220531	TRW Ø 34 - Halter
1.6 BiFuel	75	03/01→08/03	→	☐; → 06/03; + ABS		24.3344-1708.7 220532	TRW Ø 34 - Halter
1.9 dTi (JA0N)	72	09/99→08/03	→	☐; → 06/03; + ABS		24.3344-1708.7 220532	TRW Ø 34 - Halter
1.6	79	09/99→09/03	←	☐; 10/99→ 06/03		24.3541-1749.5 240427	TRW Ø 54 - Halter
1.6 16V	85	09/99→08/03	←	☐; 10/99→ 06/03		24.3541-1750.5 240428	TRW Ø 54 - Halter
			→	☐; → 06/03; + ABS		24.3344-1707.7 220531	TRW Ø 34 - Halter
			→	☐; → 06/03; + ABS		24.3344-1708.7 220532	TRW Ø 34 - Halter
1.6 BiFuel (JA04)	79	09/99→04/01	←	☐; 10/99→		24.3541-1749.5 240427	TRW Ø 54 - Halter
			←	☐; 10/99→		24.3541-1750.5 240428	TRW Ø 54 - Halter
			→	☐; + ABS		24.3344-1707.7 220531	TRW Ø 34 - Halter
			→	☐; + ABS		24.3344-1708.7 220532	TRW Ø 34 - Halter
1.8 16V (JA12, JA1R, JA1M, JA1A)	85	01/01→08/03	←	☐; → 06/03		24.3541-1749.5 240427	TRW Ø 54 - Halter
1.9 dCi (JA05, JA1F)	75	09/99→08/03	←	☐; → 06/03		24.3541-1750.5 240428	TRW Ø 54 - Halter
1.9 dTi (JA1U)	59	02/01→08/03	→	☐; → 06/03		24.3344-1707.7 220531	TRW Ø 34 - Halter
2.0 16V	103	09/99→08/03	→	☐; → 06/03		24.3344-1708.7 220532	TRW Ø 34 - Halter
2.0 16V (JA1B, JA1D)	102	07/00→08/03	→	☐; → 06/03		24.3344-1708.7 220532	TRW Ø 34 - Halter
1.8 4x4	85	07/00→04/01	←	☐		24.3541-1749.5 240427	TRW Ø 54 - Halter
1.9 D	47	09/99→03/01	←	☐		24.3541-1750.5 240428	TRW Ø 54 - Halter
			→	☐		24.3344-1707.7 220531	TRW Ø 34 - Halter
			→	☐		24.3344-1708.7 220532	TRW Ø 34 - Halter
1.9 dCi RX4	74	12/02→08/03	←	☐; → 06/03		11.9571-9841.2 220401	ATE Ø 57 - Halter
			←	☐; → 06/03		24.3571-9841.5 240501	ATE Ø 57 - Halter
			←	☐; → 06/03		11.9571-9842.2 220402	ATE Ø 57 - Halter
			←	☐; → 06/03		24.3571-9842.5 240502	ATE Ø 57 - Halter
1.9 dCi RX4	75	11/00→08/03	←	☐; 04/02→ 06/03		11.9571-9841.2 220401	ATE Ø 57 - Halter
2.0 16V RX4	102	06/00→08/03	←	☐; 04/02→ 06/03		24.3571-9841.5 240501	ATE Ø 57 - Halter
			←	☐; 04/02→ 06/03		11.9571-9842.2 220402	ATE Ø 57 - Halter
			←	☐; 04/02→ 06/03		24.3571-9842.5 240502	ATE Ø 57 - Halter
			←	☐; → 03/02		24.3541-1749.5 240427	TRW Ø 54 - Halter
			←	☐; → 03/02		24.3541-1750.5 240428	TRW Ø 54 - Halter
 <b>Bremsschlauch</b>							
1.4 16V (JA0D, JA1H, Ja0W, JA10)	70	09/99→08/03	←	→ 06/03	2	24.5111-0390.3 330566	L= 390
1.6	75	03/01→08/03	→	→ 06/03	2	24.5229-0265.3 330540	L= 265
1.6	79	09/99→09/03					
1.6	81	06/01→09/03					
1.6 16V	85	09/99→08/03					
1.6 BiFuel	75	03/01→08/03					
1.8 16V (JA12, JA1R, JA1M, JA1A)	85	01/01→08/03					
1.9 dCi (JA05, JA1F)	75	09/99→08/03					
1.9 dTi (JA0N)	72	09/99→08/03					
1.9 dTi (JA1U)	59	02/01→08/03					
2.0 16V	103	09/99→08/03					
2.0 16V (JA1B, JA1D)	102	07/00→08/03					
1.6 BiFuel (JA04)	79	09/99→04/01	←		2	24.5111-0390.3 330566	L= 390
1.8 4x4	85	07/00→04/01	→		2	24.5229-0265.3 330540	L= 265
1.9 D	47	09/99→03/01	→		2	24.5229-0265.3 330540	L= 265
<b>RENAULT - SCÉNIC II (JM0/1_) 06/03→</b>							
 <b>Bremssattel</b>							
1.4 (JM0B, JM0H, JM1A)	72	06/03→	→	☐; → 04/07		24.3387-1721.7 220781	TRW Ø 38 - Halter
1.5 dCi (JM02, JM13)	74	11/03→	→	☐; → 04/07		24.3387-1722.7 220782	TRW Ø 38 - Halter
1.5 dCi (JM0F)	60	06/03→					








	kw			 	! #			
<b>RENAULT - SCÉNIC II (JM0/1_) 06/03→</b>								
<b>Bremssattel</b>								
1.5 dCi (JM16)	76	01/07→	➡	☐; 05/07→ 03/09		24.3387-1727.7	221005	TRW Ø 38 - Halter
1.5 dCi (JM1E)	78	05/05→	➡	☐; 05/07→ 03/09		24.3387-1728.7	221006	TRW Ø 38 - Halter
1.5 dCi (JM1F)	63	05/05→						
1.9 D	85	06/06→						
1.9 dCi (JM14)	96	05/05→						
2.0	103	06/03→07/10						
2.0 (JM05, JM0U, JM1N, JM1U, JM2V)	99	06/03→						
2.0 16V Turbo (JM0W)	120	05/04→						
2.0 dCi (JM1K)	110	09/05→						
1.6	77	06/06→	➡	☐; → 03/09; - eFSB		24.3347-1705.7	220751	TRW Ø 34 - Halter
1.6 (JM0C, JM0J, JM1B)	83	06/03→	➡	☐; → 03/09; - eFSB		24.3347-1706.7	220752	TRW Ø 34 - Halter
1.9 dCi	92	06/03→	➡	☐; → 03/09; + eFSB		24.3347-1707.7	220999	TRW Ø 34 - Halter
1.9 dCi (JM0G, JM12, JM1G, JM2C)	88	06/03→	➡	☐; → 03/09; + eFSB		24.3347-1708.7	221000	TRW Ø 34 - Halter
1.6 16V (JM1R)	82	10/05→	➡	☐; 01/07→ 04/07		24.3387-1721.7	220781	TRW Ø 38 - Halter
			➡	☐; 01/07→ 04/07		24.3387-1722.7	220782	TRW Ø 38 - Halter
			➡	☐; 05/07→ 03/09		24.3387-1727.7	221005	TRW Ø 38 - Halter
			➡	☐; 05/07→ 03/09		24.3387-1728.7	221006	TRW Ø 38 - Halter
1.6 BiFuel	83	08/03→05/06	➡	☐; - eFSB		24.3347-1705.7	220751	TRW Ø 34 - Halter
1.6 Hi-Flex	81	03/05→07/10	➡	☐; - eFSB		24.3347-1706.7	220752	TRW Ø 34 - Halter
			➡	☐; + eFSB		24.3347-1707.7	220999	TRW Ø 34 - Halter
			➡	☐; + eFSB		24.3347-1708.7	221000	TRW Ø 34 - Halter
1.9 dCi (JM15)	81	05/05→	➡	☐; → 03/09		24.3347-1707.7	220999	TRW Ø 34 - Halter
			➡	☐; → 03/09		24.3347-1708.7	221000	TRW Ø 34 - Halter
1.9 dCi 130	97	10/05→12/09	➡	☐; → 04/07		24.3387-1721.7	220781	TRW Ø 38 - Halter
			➡	☐; → 04/07		24.3387-1722.7	220782	TRW Ø 38 - Halter
			➡	☐; 05/07→		24.3387-1727.7	221005	TRW Ø 38 - Halter
			➡	☐; 05/07→		24.3387-1728.7	221006	TRW Ø 38 - Halter
2.0	101	02/08→04/09	➡	☐; → 03/09		24.3387-1727.7	221005	TRW Ø 38 - Halter
			➡	☐; → 03/09		24.3387-1728.7	221006	TRW Ø 38 - Halter
<b>Feder, Bremssattel</b>								
1.4 (JM0B, JM0H, JM1A)	72	06/03→		10/05→ 03/09	2	11.8116-0301.1	390610	ATE
1.5 dCi (JM02, JM13)	74	11/03→						
1.5 dCi (JM0F)	60	06/03→						
1.5 dCi (JM1E)	78	05/05→						
1.5 dCi (JM1F)	63	05/05→						
1.6 (JM0C, JM0J, JM1B)	83	06/03→						
1.9 dCi	92	06/03→						
1.9 dCi (JM0G, JM12, JM1G, JM2C)	88	06/03→						
1.9 dCi (JM14)	96	05/05→						
1.9 dCi (JM15)	81	05/05→						
2.0	103	06/03→07/10						
2.0 (JM05, JM0U, JM1N, JM1U, JM2V)	99	06/03→						
2.0 16V Turbo (JM0W)	120	05/04→						
1.5 dCi (JM16)	76	01/07→		→ 03/09	2	11.8116-0301.1	390610	ATE
1.6	77	06/06→						
1.9 D	85	06/06→						
2.0	101	02/08→04/09						
2.0 dCi (JM1K)	110	09/05→						
1.6 16V (JM1R)	82	10/05→		01/07→ 03/09	2	11.8116-0301.1	390610	ATE
1.6 BiFuel	83	08/03→05/06		10/05→	2	11.8116-0301.1	390610	ATE
1.6 Hi-Flex	81	03/05→07/10						
1.9 dCi 130	97	10/05→12/09			2	11.8116-0301.1	390610	ATE
<b>Führungshülzensatz, Bremssattel</b>								
1.4 (JM0B, JM0H, JM1A)	72	06/03→	←	10/05→ 03/09		11.0101-5407.2	260011	ATE
1.5 dCi (JM02, JM13)	74	11/03→						
1.5 dCi (JM0F)	60	06/03→						
1.5 dCi (JM1E)	78	05/05→						
1.5 dCi (JM1F)	63	05/05→						
1.6 (JM0C, JM0J, JM1B)	83	06/03→						
1.9 dCi	92	06/03→						
1.9 dCi (JM0G, JM12, JM1G, JM2C)	88	06/03→						
1.9 dCi (JM14)	96	05/05→						
↓								













	kw			 	! #		
<b>RENAULT - SCÉNIC II (JM0/1_) 06/03→</b>							
<b>Führungshülzensatz, Bremsattel</b>							
1.9 dCi (JM15)	81	05/05→	←	10/05→ 03/09		11.0101-5407.2 260011	ATE
2.0	103	06/03→07/10					
2.0 (JM05, JM0U, JM1N, JM1U, JM2V)	99	06/03→					
2.0 16V Turbo (JM0W)	120	05/04→					
1.5 dCi (JM16)	76	01/07→	←	→ 03/09		11.0101-5407.2 260011	ATE
1.6	77	06/06→					
1.9 D	85	06/06→					
2.0	101	02/08→04/09					
2.0 dCi (JM1K)	110	09/05→					
1.6 16V (JM1R)	82	10/05→	←	01/07→ 03/09		11.0101-5407.2 260011	ATE
1.6 BiFuel	83	08/03→05/06	←	10/05→		11.0101-5407.2 260011	ATE
1.6 Hi-Flex	81	03/05→07/10					
1.9 dCi 130	97	10/05→12/09	←			11.0101-5407.2 260011	ATE
<b>Führungsbolzen, Bremsattel</b>							
1.4 (JM0B, JM0H, JM1A)	72	06/03→		10/05→ 03/09		11.8171-0008.1 990049	ATE
1.5 dCi (JM02, JM13)	74	11/03→					
1.5 dCi (JM0F)	60	06/03→					
1.5 dCi (JM1E)	78	05/05→					
1.5 dCi (JM1F)	63	05/05→					
1.6 (JM0C, JM0J, JM1B)	83	06/03→					
1.9 dCi	92	06/03→					
1.9 dCi (JM0G, JM12, JM1G, JM2C)	88	06/03→					
1.9 dCi (JM14)	96	05/05→					
1.9 dCi (JM15)	81	05/05→					
2.0	103	06/03→07/10					
2.0 (JM05, JM0U, JM1N, JM1U, JM2V)	99	06/03→					
2.0 16V Turbo (JM0W)	120	05/04→					
1.5 dCi (JM16)	76	01/07→		→ 03/09		11.8171-0008.1 990049	ATE
1.6	77	06/06→					
1.9 D	85	06/06→					
2.0	101	02/08→04/09					
2.0 dCi (JM1K)	110	09/05→					
1.6 16V (JM1R)	82	10/05→		01/07→ 03/09		11.8171-0008.1 990049	ATE
1.6 BiFuel	83	08/03→05/06		10/05→		11.8171-0008.1 990049	ATE
1.6 Hi-Flex	81	03/05→07/10					
1.9 dCi 130	97	10/05→12/09				11.8171-0008.1 990049	ATE
<b>Zubehörsatz, Bremsattel</b>							
1.6	77	06/06→		→ 03/09; - eFSB		24.0101-3803.2 260101	TRW
1.6 (JM0C, JM0J, JM1B)	83	06/03→					
1.9 dCi	92	06/03→					
1.9 dCi (JM0G, JM12, JM1G, JM2C)	88	06/03→					
1.6 BiFuel	83	08/03→05/06		- eFSB		24.0101-3803.2 260101	TRW
1.6 Hi-Flex	81	03/05→07/10					
<b>Bremsschlauch</b>							
1.4 (JM0B, JM0H, JM1A)	72	06/03→	←	→ 09/05	2	24.5111-0429.3 331015	L= 429,6
1.5 dCi (JM02, JM13)	74	11/03→	←	10/05→ 03/09	2	24.5155-0445.3 331057	L= 445
1.5 dCi (JM0F)	60	06/03→	→	10/05→ 03/09	2	24.5229-0185.3 330397	L= 185
1.5 dCi (JM1E)	78	05/05→	→	→ 09/05	2	24.5251-0185.3 330701	L= 185
1.5 dCi (JM1F)	63	05/05→					
1.6 (JM0C, JM0J, JM1B)	83	06/03→					
1.9 dCi	92	06/03→					
1.9 dCi (JM0G, JM12, JM1G, JM2C)	88	06/03→					
1.9 dCi (JM14)	96	05/05→					
1.9 dCi (JM15)	81	05/05→					
2.0	103	06/03→07/10					
2.0 (JM05, JM0U, JM1N, JM1U, JM2V)	99	06/03→					
2.0 16V Turbo (JM0W)	120	05/04→					
1.5 dCi (JM16)	76	01/07→	←	→ 03/09	2	24.5155-0445.3 331057	L= 445
1.6	77	06/06→	→	→ 03/09	2	24.5229-0185.3 330397	L= 185
1.9 D	85	06/06→					
2.0	101	02/08→04/09					
1.6 16V (JM1R)	82	10/05→	←	01/07→ 03/09	2	24.5155-0445.3 331057	L= 445
			→	01/07→ 03/09	2	24.5229-0185.3 330397	L= 185
1.6 BiFuel	83	08/03→05/06	←	→ 09/05	2	24.5111-0429.3 331015	L= 429,6
1.6 Hi-Flex	81	03/05→07/10	←	10/05→	2	24.5155-0445.3 331057	L= 445
			→	10/05→	2	24.5229-0185.3 330397	L= 185
↓							
















































	kw			 	! #		
<b>RENAULT - SCÉNIC II (JM0/1_) 06/03→</b>							
 <b>Bremsschlauch</b>							
1.6 BiFuel 1.6 Hi-Flex	83 81	08/03→05/06 03/05→07/10	→	→ 09/05	2	24.5251-0185.3 330701	L= 185
1.9 dCi 130	97	10/05→12/09	←		2	24.5155-0445.3 331057	L= 445
			→		2	24.5229-0185.3 330397	L= 185
2.0 dCi (JM1K)	110	09/05→	←	→ 03/09	2	24.5155-0445.3 331057	L= 445
			→	10/05→ 03/09	2	24.5229-0185.3 330397	L= 185
<b>RENAULT - SCÉNIC III (JZ0/1_) 02/09→</b>							
 <b>Bremssattel</b>							
1.2 TCe 1.6 dCi (JZ00, JZ12)	85 96	04/12→ 04/11→	←	☐		11.9571-9775.2 220859	ATE Ø 57 - Halter
			←	☐		11.9571-9776.2 220860	ATE Ø 57 - Halter
			→	☐; - eFSB		24.3347-1709.7 221013	TRW Ø 34 - Halter
			→	☐; - eFSB		24.3347-1710.7 221014	TRW Ø 34 - Halter
			→	☐		24.6234-1701.7 221015	TRW Ø 34 - Halter + eFSB
			→	☐		24.6234-1702.7 221016	TRW Ø 34 - Halter + eFSB
1.2 TCe (JZ16)	97	01/13→	←	☐; 03/13→		11.9571-9775.2 220859	ATE Ø 57 - Halter
			←	☐; 03/13→		11.9571-9776.2 220860	ATE Ø 57 - Halter
			→	☐; 03/13→; - eFSB		24.3347-1709.7 221013	TRW Ø 34 - Halter
			→	☐; 03/13→; - eFSB		24.3347-1710.7 221014	TRW Ø 34 - Halter
			→	☐; 03/13→		24.6234-1701.7 221015	TRW Ø 34 - Halter + eFSB
			→	☐; 03/13→		24.6234-1702.7 221016	TRW Ø 34 - Halter + eFSB
1.4 16V (JZ0F, JZ1V) 1.9 dCi (JZ0J, JZ1J, JZ1K, JZ1S) 2.0 16V (JZ0G, JZ0P, JZ1E, JZ1P)	96 96 103	02/09→ 02/09→ 02/09→	←	☐; 04/09→		11.9571-9775.2 220859	ATE Ø 57 - Halter
			←	☐; 04/09→		11.9571-9776.2 220860	ATE Ø 57 - Halter
			→	☐; 04/09→; - eFSB		24.3347-1709.7 221013	TRW Ø 34 - Halter
			→	☐; 04/09→; - eFSB		24.3347-1710.7 221014	TRW Ø 34 - Halter
			→	☐; 04/09→		24.6234-1701.7 221015	TRW Ø 34 - Halter + eFSB
			→	☐; 04/09→		24.6234-1702.7 221016	TRW Ø 34 - Halter + eFSB
1.5 dCi	63	04/09→	←	☐; passend für Felgenreöße [Zoll]: 15		11.9541-9950.2 220843	ATE Ø 54 - Halter
			←	☐; passend für Felgenreöße [Zoll]: 15		11.9541-9951.2 220844	ATE Ø 54 - Halter
			→	☐; - eFSB		24.3347-1709.7 221013	TRW Ø 34 - Halter
			→	☐; - eFSB		24.3347-1710.7 221014	TRW Ø 34 - Halter
			→	☐		24.6234-1701.7 221015	TRW Ø 34 - Halter + eFSB
			→	☐		24.6234-1702.7 221016	TRW Ø 34 - Halter + eFSB
1.5 dCi 1.6 16V (JZ0U, JZ1B)	78 81	02/09→ 02/09→	←	☐; 04/09→; passend für Felgenreöße [Zoll]: 15		11.9541-9950.2 220843	ATE Ø 54 - Halter
			←	☐; 04/09→; passend für Felgenreöße [Zoll]: 15		11.9541-9951.2 220844	ATE Ø 54 - Halter
			←	☐; 04/09→; passend für Felgenreöße [Zoll]: 16 / 17		11.9571-9775.2 220859	ATE Ø 57 - Halter
			←	☐; 04/09→; passend für Felgenreöße [Zoll]: 16 / 17		11.9571-9776.2 220860	ATE Ø 57 - Halter
			→	☐; 04/09→; - eFSB		24.3347-1709.7 221013	TRW Ø 34 - Halter
			→	☐; 04/09→; - eFSB		24.3347-1710.7 221014	TRW Ø 34 - Halter
			→	☐; 04/09→		24.6234-1701.7 221015	TRW Ø 34 - Halter + eFSB
			→	☐; 04/09→		24.6234-1702.7 221016	TRW Ø 34 - Halter + eFSB
1.5 dCi 1.5 dCi (JZ02, JZ0R) 1.6 16V Bifuel	81 70 79	04/09→ 11/10→ 04/12→	←	☐; passend für Felgenreöße [Zoll]: 15		11.9541-9950.2 220843	ATE Ø 54 - Halter
			←	☐; passend für Felgenreöße [Zoll]: 15		11.9541-9951.2 220844	ATE Ø 54 - Halter
			←	☐; passend für Felgenreöße [Zoll]: 16 / 17		11.9571-9775.2 220859	ATE Ø 57 - Halter
			←	☐; passend für Felgenreöße [Zoll]: 16 / 17		11.9571-9776.2 220860	ATE Ø 57 - Halter
			→	☐; - eFSB		24.3347-1709.7 221013	TRW Ø 34 - Halter
			→	☐; - eFSB		24.3347-1710.7 221014	TRW Ø 34 - Halter
			→	☐		24.6234-1701.7 221015	TRW Ø 34 - Halter + eFSB
			→	☐		24.6234-1702.7 221016	TRW Ø 34 - Halter + eFSB
1.6 16V Bifuel 1.6 E85 (JZ03, JZ1Y) ↓	81 81	02/09→ 02/09→	←	☐; 06/09→; passend für Felgenreöße [Zoll]: 15		11.9541-9950.2 220843	ATE Ø 54 - Halter












	kw			 	! #			
<b>RENAULT - SCÉNIC III (JZ0/1_) 02/09→</b>								
<b>Bremssattel</b>								
1.6 16V Bifuel 1.6 E85 (JZ03, JZ1Y)	81	02/09→	←	☐; 06/09→; passend für Felgengröße [Zoll]: 15		11.9541-9951.2	220844	ATE Ø 54 - Halter
	81	02/09→	←	☐; 06/09→; passend für Felgengröße [Zoll]: 16 / 17		11.9571-9775.2	220859	ATE Ø 57 - Halter
			←	☐; 06/09→; passend für Felgengröße [Zoll]: 16 / 17		11.9571-9776.2	220860	ATE Ø 57 - Halter
			→	☐; 06/09→; - eFSB		24.3347-1709.7	221013	TRW Ø 34 - Halter
			→	☐; 06/09→; - eFSB		24.3347-1710.7	221014	TRW Ø 34 - Halter
			→	☐; 06/09→		24.6234-1701.7	221015	TRW Ø 34 - Halter + eFSB
			→	☐; 06/09→		24.6234-1702.7	221016	TRW Ø 34 - Halter + eFSB
2.0 dCi (JZ0L)	118	04/09→	←	☐		11.9571-9775.2	220859	ATE Ø 57 - Halter
			←	☐		11.9571-9776.2	220860	ATE Ø 57 - Halter
			→	☐		24.6238-1707.7	220969	TRW Ø 38 - Halter + eFSB
			→	☐		24.6238-1708.7	220970	TRW Ø 38 - Halter + eFSB
2.0 dCi (JZ0Y, JZ26)	110	02/09→	←	☐; 04/09→		11.9571-9775.2	220859	ATE Ø 57 - Halter
			←	☐; 04/09→		11.9571-9776.2	220860	ATE Ø 57 - Halter
			→	☐; 04/09→		24.6238-1707.7	220969	TRW Ø 38 - Halter + eFSB
			→	☐; 04/09→		24.6238-1708.7	220970	TRW Ø 38 - Halter + eFSB
<b>Halter, Bremssattel</b>								
1.5 dCi 1.5 dCi 1.5 dCi (JZ02, JZ0R) 1.6 16V Bifuel	63	04/09→	←	passend für Felgengröße [Zoll]: 15		11.8170-0002.1	260110	ATE
	81	04/09→						
	70	11/10→						
	79	04/12→						
1.5 dCi 1.6 16V (JZ0U, JZ1B)	78	02/09→	←	04/09→; passend für Felgengröße [Zoll]: 15		11.8170-0002.1	260110	ATE
	81	02/09→						
1.6 16V Bifuel 1.6 E85 (JZ03, JZ1Y)	81	02/09→	←	06/09→; passend für Felgengröße [Zoll]: 15		11.8170-0002.1	260110	ATE
	81	02/09→						
<b>Feder, Bremssattel</b>								
1.2 TCe 1.6 dCi (JZ00, JZ12) 2.0 dCi (JZ0L)	85	04/12→			2	11.8116-0351.1	390538	ATE
	96	04/11→						
	118	04/09→						
1.2 TCe (JZ16)	97	01/13→		03/13→	2	11.8116-0351.1	390538	ATE
1.4 16V (JZ0F, JZ1V) 1.9 dCi (JZ0J, JZ1J, JZ1K, JZ1S) 2.0 16V (JZ0G, JZ0P, JZ1E, JZ1P) 2.0 dCi (JZ0Y, JZ26)	96	02/09→		04/09→	2	11.8116-0351.1	390538	ATE
	96	02/09→						
	103	02/09→						
	110	02/09→						
1.5 dCi	63	04/09→		passend für Felgengröße [Zoll]: 15	2	11.8116-0356.1	390586	ATE
1.5 dCi 1.6 16V (JZ0U, JZ1B)	78	02/09→		04/09→; passend für Felgengröße [Zoll]: 16 / 17	2	11.8116-0351.1	390538	ATE
	81	02/09→		04/09→; passend für Felgengröße [Zoll]: 15	2	11.8116-0356.1	390586	ATE
1.5 dCi 1.5 dCi (JZ02, JZ0R) 1.6 16V Bifuel	81	04/09→		passend für Felgengröße [Zoll]: 16 / 17	2	11.8116-0351.1	390538	ATE
	70	11/10→		passend für Felgengröße [Zoll]: 15	2	11.8116-0356.1	390586	ATE
	79	04/12→		passend für Felgengröße [Zoll]: 15	2	11.8116-0356.1	390586	ATE
1.6 16V Bifuel 1.6 E85 (JZ03, JZ1Y)	81	02/09→		06/09→; passend für Felgengröße [Zoll]: 16 / 17	2	11.8116-0351.1	390538	ATE
	81	02/09→		06/09→; passend für Felgengröße [Zoll]: 15	2	11.8116-0356.1	390586	ATE
<b>Führungshülzensatz, Bremssattel</b>								
1.2 TCe 1.6 dCi (JZ00, JZ12) 2.0 dCi (JZ0L)	85	04/12→	←			11.0101-5704.2	260095	ATE
	96	04/11→						
	118	04/09→						
1.2 TCe (JZ16)	97	01/13→	←	03/13→		11.0101-5704.2	260095	ATE
1.4 16V (JZ0F, JZ1V) 1.9 dCi (JZ0J, JZ1J, JZ1K, JZ1S) 2.0 16V (JZ0G, JZ0P, JZ1E, JZ1P) 2.0 dCi (JZ0Y, JZ26)	96	02/09→	←	04/09→		11.0101-5704.2	260095	ATE
	96	02/09→						
	103	02/09→						
	110	02/09→						
1.5 dCi 1.6 16V (JZ0U, JZ1B)	78	02/09→	←	04/09→; passend für Felgengröße [Zoll]: 16 / 17		11.0101-5704.2	260095	ATE
	81	02/09→						
1.5 dCi 1.5 dCi (JZ02, JZ0R) 1.6 16V Bifuel	81	04/09→	←	passend für Felgengröße [Zoll]: 16 / 17		11.0101-5704.2	260095	ATE
	70	11/10→						
	79	04/12→						
1.6 16V Bifuel 1.6 E85 (JZ03, JZ1Y)	81	02/09→	←	06/09→; passend für Felgengröße [Zoll]: 16 / 17		11.0101-5704.2	260095	ATE
	81	02/09→						

	kW			 	! #		
<b>RENAULT - SCÉNIC III (JZ0/1_) 02/09→</b>							
 <b>Bremsschlauch</b>							
1.2 TCe	85	04/12→		☐	2	24.5201-0135.3 331399	L= 135
1.5 dCi	63	04/09→	←		2	24.5111-0426.3 331347	L= 425
1.5 dCi	81	04/09→					
1.5 dCi (JZ02, JZ0R)	70	11/10→					
1.6 16V Bifuel	79	04/12→					
1.6 dCi (JZ00, JZ12)	96	04/11→					
2.0 dCi (JZ0L)	118	04/09→					
1.2 TCe (JZ16)	97	01/13→		☐; 03/13→	2	24.5201-0135.3 331399	L= 135
			←	03/13→	2	24.5111-0426.3 331347	L= 425
1.4 16V (JZ0F, JZ1V)	96	02/09→		☐; 04/09→	2	24.5201-0135.3 331399	L= 135
1.5 dCi	78	02/09→					
1.6 16V (JZ0U, JZ1B)	81	02/09→	←	04/09→	2	24.5111-0426.3 331347	L= 425
1.9 dCi (JZ0J, JZ1J, JZ1K, JZ1S)	96	02/09→					
2.0 16V (JZ0G, JZ0P, JZ1E, JZ1P)	103	02/09→					
2.0 dCi (JZ0Y, JZ26)	110	02/09→					
1.6 16V Bifuel	81	02/09→		☐; 06/09→	2	24.5201-0135.3 331399	L= 135
1.6 E85 (JZ03, JZ1Y)	81	02/09→	←	06/09→	2	24.5111-0426.3 331347	L= 425
<b>RENAULT - SPORT SPIDER (EF0_) 03/95→10/99</b>							
 <b>Bremsschlauch</b>							
2.0	108	12/95→08/96		☐	2	24.5229-0185.3 330397	L= 185
2.0 16V	110	03/95→10/99	←		2	24.5111-0386.3 330503	L= 385
			→	☐	2	24.5229-0220.3 330399	L= 220
<b>RENAULT - SUPER 5 (B/C40_) 10/84→12/96</b>							
 <b>Bremssattel</b>							
1.1 (B/C/401, B/C40H)	33	01/86→03/95	←	☐; 06/87→ 08/90		24.3451-1501.5 240263	BDX Ø 45 - Halter
			←	☐		24.3451-1501.5 240263	BDX Ø 45 - Halter
			←	☐; 06/87→ 08/90		24.3451-1502.5 240264	BDX Ø 45 - Halter
			←	☐		24.3451-1502.5 240264	BDX Ø 45 - Halter
1.4 Cat (B/C/407)	43	10/85→12/96	←	☐; F0007770→		24.3481-1505.5 240047	BDX Ø 48 - Halter
						24.3481-1611.5 240029	TRW Ø 48 - Halter
			←	☐; F0011864→		24.3481-1505.5 240047	BDX Ø 48 - Halter
						24.3481-1611.5 240029	TRW Ø 48 - Halter
			←	☐; F0011864→		24.3481-1506.5 240048	BDX Ø 48 - Halter
						24.3481-1612.5 240030	TRW Ø 48 - Halter
			←	☐; F0007770→		24.3481-1506.5 240048	BDX Ø 48 - Halter
						24.3481-1612.5 240030	TRW Ø 48 - Halter
			←	☐; → F0011863		24.3481-1611.5 240029	TRW Ø 48 - Halter
			←	☐; 01/86→; → F0007769		24.3481-1611.5 240029	TRW Ø 48 - Halter
			←	☐; 01/86→; → F0007769		24.3481-1612.5 240030	TRW Ø 48 - Halter
			←	☐; → F0011863		24.3481-1612.5 240030	TRW Ø 48 - Halter
1.6 D (B/C/404)	40	08/85→12/96	←	☐; F0033521→		24.3481-1505.5 240047	BDX Ø 48 - Halter
						24.3481-1611.5 240029	TRW Ø 48 - Halter
			←	☐; F0092730→		24.3481-1505.5 240047	BDX Ø 48 - Halter
						24.3481-1611.5 240029	TRW Ø 48 - Halter
			←	☐; J0015988→		24.3481-1505.5 240047	BDX Ø 48 - Halter
						24.3481-1611.5 240029	TRW Ø 48 - Halter
			←	☐; H0004301→		24.3481-1505.5 240047	BDX Ø 48 - Halter
						24.3481-1611.5 240029	TRW Ø 48 - Halter
			←	☐; E0003970→		24.3481-1505.5 240047	BDX Ø 48 - Halter
						24.3481-1611.5 240029	TRW Ø 48 - Halter
			←	☐; E0005292→		24.3481-1505.5 240047	BDX Ø 48 - Halter
						24.3481-1611.5 240029	TRW Ø 48 - Halter
			←	☐		24.3481-1505.5 240047	BDX Ø 48 - Halter
						24.3481-1611.5 240029	TRW Ø 48 - Halter
			←	☐; H0004301→		24.3481-1506.5 240048	BDX Ø 48 - Halter
						24.3481-1612.5 240030	TRW Ø 48 - Halter
			←	☐; E0003970→		24.3481-1506.5 240048	BDX Ø 48 - Halter
						24.3481-1612.5 240030	TRW Ø 48 - Halter
			←	☐; J0015988→		24.3481-1506.5 240048	BDX Ø 48 - Halter



	kw			 	! #		
<b>RENAULT - SUPER 5 (B/C40_) 10/84→12/96</b>							
 <b>Bremssattel</b>							
1.6 D (B/C/404)	40	08/85→12/96	←  J0015988→	24.3481-1612.5	240030	TRW Ø 48 - Halter	
			←  E0005292→	24.3481-1506.5	240048	BDX Ø 48 - Halter	
			←  F0092730→	24.3481-1612.5	240030	TRW Ø 48 - Halter	
			←  F0092730→	24.3481-1506.5	240048	BDX Ø 48 - Halter	
			←  F0033521→	24.3481-1612.5	240030	TRW Ø 48 - Halter	
			←  F0033521→	24.3481-1506.5	240048	BDX Ø 48 - Halter	
			←  F0033521→	24.3481-1612.5	240030	TRW Ø 48 - Halter	
			←  F0033521→	24.3481-1506.5	240048	BDX Ø 48 - Halter	
			←  F0033521→	24.3481-1612.5	240030	TRW Ø 48 - Halter	
			←  F0033521→	24.3481-1506.5	240048	BDX Ø 48 - Halter	
			←  F0033521→	24.3481-1612.5	240030	TRW Ø 48 - Halter	
			←  F0033521→	24.3481-1506.5	240048	BDX Ø 48 - Halter	
			←  F0033521→	24.3481-1612.5	240030	TRW Ø 48 - Halter	
			←  F0033521→	24.3481-1506.5	240048	BDX Ø 48 - Halter	
			←  F0033521→	24.3481-1612.5	240030	TRW Ø 48 - Halter	
			1.7 (B/C408)	54	10/86→03/95	←  F0001837→	24.3481-1505.5
←  F0003233→	24.3481-1611.5	240029				TRW Ø 48 - Halter	
←  F0001837→	24.3481-1505.5	240047				BDX Ø 48 - Halter	
←  F0003233→	24.3481-1611.5	240029				TRW Ø 48 - Halter	
←  F0001837→	24.3481-1506.5	240048				BDX Ø 48 - Halter	
←  F0003233→	24.3481-1612.5	240030				TRW Ø 48 - Halter	
←  F0003233→	24.3481-1506.5	240048				BDX Ø 48 - Halter	
←  F0003233→	24.3481-1612.5	240030				TRW Ø 48 - Halter	
←  F0001836	24.3481-1611.5	240029				TRW Ø 48 - Halter	
←  F0001836	24.3481-1611.5	240029				TRW Ø 48 - Halter	
1.7 (B/C40K, B/C40G)	64	06/87→03/95	←  F0001836	24.3481-1612.5	240030	TRW Ø 48 - Halter	
			←  F0001836	24.3481-1612.5	240030	TRW Ø 48 - Halter	
			←  F0001836	24.3481-1612.5	240030	TRW Ø 48 - Halter	
			←  F0001836	24.3481-1612.5	240030	TRW Ø 48 - Halter	
			←  F0001836	24.3481-1612.5	240030	TRW Ø 48 - Halter	
			←  F0001836	24.3481-1612.5	240030	TRW Ø 48 - Halter	
			←  F0001836	24.3481-1612.5	240030	TRW Ø 48 - Halter	
			←  F0001836	24.3481-1612.5	240030	TRW Ø 48 - Halter	
<b>Zubehörsatz, Bremssattel</b>							
1.4 Cat (B/C/407)	43	10/85→12/96	←  F0011864→	24.0101-4803.2	260049	BDX	
			←  F0011864→	24.0101-4807.2	260053	TRW	
			←  F0007770→	24.0101-4803.2	260049	BDX	
			←  F0007770→	24.0101-4807.2	260053	TRW	
1.6 D (B/C/404)	40	08/85→12/96	←  01/86→; → F0007769	24.0101-4807.2	260053	TRW	
			←  → F0011863	24.0101-4807.2	260053	TRW	
			←  E0003970→	24.0101-4803.2	260049	BDX	
			←  E0003970→	24.0101-4807.2	260053	TRW	
			←  J0015988→	24.0101-4803.2	260049	BDX	
			←  J0015988→	24.0101-4807.2	260053	TRW	
			←  H0004301→	24.0101-4803.2	260049	BDX	
			←  H0004301→	24.0101-4807.2	260053	TRW	
←  E0005292→	24.0101-4803.2	260049	BDX				
←  E0005292→	24.0101-4807.2	260053	TRW				
←  F0033521→	24.0101-4803.2	260049	BDX				
←  F0033521→	24.0101-4807.2	260053	TRW				
←  F0092730→	24.0101-4803.2	260049	BDX				



	kw			 	! #			
<b>RENAULT - SUPER 5 (B/C40_) 10/84→12/96</b>								
<b>Zubehörsatz, Bremssattel</b>								
1.6 D (B/C/404)	40	08/85→12/96	← F0092730→		24.0101-4807.2	260053	TRW	
			← → E0003969		24.0101-4807.2	260053	TRW	
			← 01/86→; → E0005191		24.0101-4807.2	260053	TRW	
			← 01/86→; → H0004300		24.0101-4807.2	260053	TRW	
			← 01/86→; → F0092729		24.0101-4807.2	260053	TRW	
			← → J0015987		24.0101-4807.2	260053	TRW	
			← → F0033520		24.0101-4807.2	260053	TRW	
1.7 (B/C408)	54	10/86→03/95	← F0001837→		24.0101-4803.2	260049	BDX	
			← F0003233→		24.0101-4803.2	260049	BDX	
			← 06/87→		24.0101-4806.2	260052	TRW	
			← 01/87→; → F0003232		24.0101-4807.2	260053	TRW	
			← 01/87→; → F0001836		24.0101-4807.2	260053	TRW	
1.7 (B/C40K, B/C40G)	64	06/87→03/95	←		24.0101-4806.2	260052	TRW	
<b> Bremsschlauch</b>								
1.1 (B/C/401, B/C40H)	33	01/86→03/95	←	2	24.5111-0300.3	330407	L= 300	
			← 06/87→ 08/90	2	24.5111-0300.3	330407	L= 300	
			→	2	24.5229-0240.3	330400	L= 242	
			→ □; 06/87→ 08/90		24.5229-0240.3	330400	L= 242	
			→ □		24.5229-0240.3	330400	L= 242	
			→ □; → 08/90		24.5229-0240.3	330400	L= 242	
			→ □; 06/87→ 08/90		24.5229-0285.3	330032	L= 285	
			→ □; → 08/90		24.5229-0285.3	330032	L= 285	
			→ □		24.5229-0285.3	330032	L= 285	
1.4 Cat (B/C/407) 1.6 D (B/C/404) 1.7 (B/C40K, B/C40G)	43 40 64	10/85→12/96 08/85→12/96 06/87→03/95	← → →	2	24.5111-0300.3 24.5229-0240.3 24.5229-0285.3	330407 330400 330032	L= 300 L= 242 L= 285	
	1.7 (B/C408)	54	10/86→03/95	← 01/87→	2	24.5111-0300.3	330407	L= 300
				→ □; 01/87→		24.5229-0240.3	330400	L= 242
→ □; 01/87→					24.5229-0285.3	330032	L= 285	
<b>RENAULT - SUPER 5 Kasten (S40_) 10/84→12/96</b>								
<b> Bremssattel</b>								
1.1 (S401)	34	10/84→12/96	← □; 01/85→ 03/95 ← □; 01/85→ 03/95		24.3451-1501.5 24.3451-1502.5	240263 240264	BDX Ø 45 - Halter BDX Ø 45 - Halter	
1.2 (S40F, S407)	44	01/87→12/96	← □; → 08/90; J0002049→		24.3481-1505.5	240047	BDX Ø 48 - Halter	
			← □; → 08/90; F0003024→		24.3481-1611.5	240029	TRW Ø 48 - Halter	
			← □; → 08/90; F0003024→		24.3481-1505.5	240047	BDX Ø 48 - Halter	
			← □; → 08/90; J0002049→		24.3481-1611.5	240029	TRW Ø 48 - Halter	
			← □; → 08/90; J0002049→		24.3481-1506.5	240048	BDX Ø 48 - Halter	
			← □; → 08/90; F0003024→		24.3481-1612.5	240030	TRW Ø 48 - Halter	
			← □; → 08/90; F0003024→		24.3481-1506.5	240048	BDX Ø 48 - Halter	
			← □; → 08/90; F0003024→		24.3481-1612.5	240030	TRW Ø 48 - Halter	
			← □; 06/87→; → J0002048		24.3481-1611.5	240029	TRW Ø 48 - Halter	
← □; 06/87→; → F0003023		24.3481-1611.5	240029	TRW Ø 48 - Halter				
1.6 D (S404)	40	10/84→12/96	← □; J0015988→		24.3481-1505.5	240047	BDX Ø 48 - Halter	
			← □; F0033521→		24.3481-1611.5	240029	TRW Ø 48 - Halter	
			← □; 01/85→		24.3481-1505.5	240047	BDX Ø 48 - Halter	
			← □; 01/85→		24.3481-1611.5	240029	TRW Ø 48 - Halter	
			← □; 01/85→		24.3481-1506.5	240048	BDX Ø 48 - Halter	



**RENAULT - SUPER 5 Kasten (S40\_) 10/84→12/96**

**Bremssattel**

1.6 D (S404)	40	10/84→12/96	←	☐; 01/85→	24.3481-1612.5	240030	TRW Ø 48 - Halter
			←	☐; J0015988→	24.3481-1506.5	240048	BDX Ø 48 - Halter
			←	☐; F0033521→	24.3481-1612.5	240030	TRW Ø 48 - Halter
			←	☐; F0033521→	24.3481-1506.5	240048	BDX Ø 48 - Halter
			←	☐; 01/85→; → J0015987	24.3481-1612.5	240030	TRW Ø 48 - Halter
			←	☐; 01/85→; → F0033520	24.3481-1611.5	240029	TRW Ø 48 - Halter
			←	☐; 01/85→; → F0033520	24.3481-1611.5	240029	TRW Ø 48 - Halter
			←	☐; 01/85→; → F0033520	24.3481-1612.5	240030	TRW Ø 48 - Halter
←	☐; 01/85→; → J0015987	24.3481-1612.5	240030	TRW Ø 48 - Halter			

**Zubehörsatz, Bremssattel**

1.2 (S40F, S407)	44	01/87→12/96	←	→ 08/90; J0002049→	24.0101-4803.2	260049	BDX
			←	→ 08/90; F0003024→	24.0101-4807.2	260053	TRW
			←	06/87→; → J0002048	24.0101-4803.2	260049	BDX
			←	06/87→; → F0003023	24.0101-4807.2	260053	TRW
			←	06/87→; → F0003023	24.0101-4807.2	260053	TRW
1.6 D (S404)	40	10/84→12/96	←	J0015988→	24.0101-4803.2	260049	BDX
			←	01/85→	24.0101-4807.2	260053	TRW
			←	01/85→	24.0101-4803.2	260049	BDX
			←	F0033521→	24.0101-4807.2	260053	TRW
			←	F0033521→	24.0101-4803.2	260049	BDX
			←	01/85→; → F0033520	24.0101-4807.2	260053	TRW
←	01/85→; → J0015987	24.0101-4807.2	260053	TRW			

**Bremsschlauch**

1.1 (S401)	34	10/84→12/96	←	01/85→ 03/95	2	24.5111-0300.3	330407	L= 300
			→	☐; 01/85→ 03/95		24.5229-0240.3	330400	L= 242
			→	☐; 01/85→ 03/95		24.5229-0285.3	330032	L= 285
1.2 (S40F, S407)	44	01/87→12/96	←	→ 08/90	2	24.5111-0300.3	330407	L= 300
			→	☐; → 08/90		24.5229-0240.3	330400	L= 242
			→	☐; → 08/90		24.5229-0285.3	330032	L= 285
1.6 D (S404)	40	10/84→12/96	←	01/85→	2	24.5111-0300.3	330407	L= 300
			→	☐; 01/85→		24.5229-0240.3	330400	L= 242
			→	☐; 01/85→		24.5229-0285.3	330032	L= 285













**RENAULT - THALIA I (LB0/1/2\_) 02/98→**

**Bremssattel**

1.2 16V	55	04/02→	←	☐	24.3481-1611.5	240029	TRW Ø 48 - Halter
			←	☐	24.3481-1612.5	240030	TRW Ø 48 - Halter
1.4	55	08/00→	←	☐	24.3481-1615.5	240031	TRW Ø 48 - Halter
1.4 16V	72	08/00→	←	☐	24.3481-1616.5	240032	TRW Ø 48 - Halter
1.5 dCi	47	06/05→	←	☐			
1.5 dCi	48	04/02→	←	☐			
1.5 dCi	50	02/03→					
1.5 dCi	58	04/04→11/09					
1.5 dCi	60	06/01→					
1.6 16V	79	04/02→					
1.9 D	48	02/98→05/01					
1.6	66	03/98→	←	☐; 04/02→	24.3481-1615.5	240031	TRW Ø 48 - Halter
			←	☐; 04/02→	24.3481-1616.5	240032	TRW Ø 48 - Halter

**Bremsschlauch**

1.2 16V	55	04/02→	←		2	24.5111-0321.3	330597	L= 320
			←			24.5239-0165.3	330606	L= 165
1.4	55	08/00→	→					
1.4 16V	72	08/00→	→					
1.5 dCi	47	06/05→						
1.5 dCi	48	04/02→						
1.5 dCi	50	02/03→						
1.5 dCi	58	04/04→11/09						
1.5 dCi	60	06/01→						
1.6 16V	79	04/02→						
1.9 D	48	02/98→05/01						
↓								

	kw					! #		
<b>RENAULT - THALIA I (LB0/1/2_) 02/98→</b>								
 <b>Bremsschlauch</b>								
1.6	66	03/98→	←	04/02→	2	24.5111-0321.3	330597	L= 320
			→	04/02→	2	24.5239-0165.3	330606	L= 165
<b>RENAULT - THALIA II (LU1/2_) 09/08→</b>								
 <b>Bremssattel</b>								
1.2 16V (LU2V)	55	09/08→	←	☐		24.3481-1611.5	240029	TRW Ø 48 - Halter
1.2 LPG	55	01/10→12/13	←	☐		24.3481-1612.5	240030	TRW Ø 48 - Halter
1.4	55	09/08→06/14	←	☐				
1.4	72	09/08→12/12	←	☐				
1.5 dCi	47	09/08→	←	☐		24.3481-1615.5	240031	TRW Ø 48 - Halter
1.5 dCi	48	01/09→	←	☐				
1.5 dCi	55	11/12→06/14	←	☐		24.3481-1616.5	240032	TRW Ø 48 - Halter
1.5 dCi	62	09/08→						
1.5 dCi	66	01/09→						
1.6 16V	77	09/08→						
 <b>Bremsschlauch</b>								
1.2 16V (LU2V)	55	09/08→	←		2	24.5111-0321.3	330597	L= 320
1.2 LPG	55	01/10→12/13	→		2	24.5239-0165.3	330606	L= 165
1.4	55	09/08→06/14	→					
1.4	72	09/08→12/12	→					
1.5 dCi	47	09/08→						
1.5 dCi	48	01/09→						
1.5 dCi	55	11/12→06/14						
1.5 dCi	62	09/08→						
1.5 dCi	66	01/09→						
1.6 16V	77	09/08→						
<b>RENAULT - TRAFIC II Bus (JL) 03/01→</b>								
 <b>Bremssattel</b>								
1.9 dCi	59	04/01→07/03	←	☐		24.3451-1713.7	220737	TRW Ø1 40 Ø2 45 - Halter
			←	☐		24.3451-1714.7	220738	TRW Ø1 40 Ø2 45 - Halter
			→	☐; 11/01→		24.3414-1707.5	240337	TRW Ø 41 - Halter
			→	☐; 11/01→		24.3414-1708.5	240338	TRW Ø 41 - Halter
1.9 dCi 100 (JL0C)	74	03/01→	←	☐; → 08/14		24.3451-1713.7	220737	TRW Ø1 40 Ø2 45 - Halter
1.9 dCi 80 (JL0B)	60	03/01→	←	☐; → 08/14		24.3451-1714.7	220738	TRW Ø1 40 Ø2 45 - Halter
2.0 (JL0A)	88	03/01→	→	☐; 11/01→ 08/14		24.3414-1707.5	240337	TRW Ø 41 - Halter
			→	☐; 11/01→ 08/14		24.3414-1708.5	240338	TRW Ø 41 - Halter
2.0 16V	86	08/06→	←	☐; → 08/14		24.3451-1713.7	220737	TRW Ø1 40 Ø2 45 - Halter
2.5 dCi 115	84	02/08→	←	☐; → 08/14		24.3451-1714.7	220738	TRW Ø1 40 Ø2 45 - Halter
2.5 dCi 135 (JL0D)	99	05/03→	→	☐; → 08/14		24.3414-1707.5	240337	TRW Ø 41 - Halter
			→	☐; → 08/14		24.3414-1708.5	240338	TRW Ø 41 - Halter
2.0 dCi 115 (JL0H)	84	08/06→	←	☐; 10/06→ 08/14		24.3451-1713.7	220737	TRW Ø1 40 Ø2 45 - Halter
2.0 dCi 90 (JL0H)	66	08/06→	←	☐; 10/06→ 08/14		24.3451-1714.7	220738	TRW Ø1 40 Ø2 45 - Halter
2.5 dCi 145 (JL0J)	107	08/06→	→	☐; 10/06→ 08/14		24.3414-1707.5	240337	TRW Ø 41 - Halter
			→	☐; 10/06→ 08/14		24.3414-1708.5	240338	TRW Ø 41 - Halter
2.5 DTi	99	03/03→07/03	←	☐		24.3451-1713.7	220737	TRW Ø1 40 Ø2 45 - Halter
			←	☐		24.3451-1714.7	220738	TRW Ø1 40 Ø2 45 - Halter
			→	☐		24.3414-1707.5	240337	TRW Ø 41 - Halter
			→	☐		24.3414-1708.5	240338	TRW Ø 41 - Halter
 <b>Bremsschlauch</b>								
1.9 dCi	59	04/01→07/03		☐	2	24.5229-0200.3	330572	L= 200
2.5 DTi	99	03/03→07/03	←		2	24.5111-0386.3	330503	L= 385
			→	☐	2	24.5111-0221.3	330818	L= 220
1.9 dCi 100 (JL0C)	74	03/01→		☐; → 08/14	2	24.5229-0200.3	330572	L= 200
1.9 dCi 80 (JL0B)	60	03/01→	←	→ 08/14	2	24.5111-0386.3	330503	L= 385
2.0 (JL0A)	88	03/01→	→	☐; → 08/14	2	24.5111-0221.3	330818	L= 220
2.0 16V	86	08/06→	→	☐; → 08/14				
2.5 dCi 115	84	02/08→						
2.5 dCi 135 (JL0D)	99	05/03→						
2.0 dCi 115 (JL0H)	84	08/06→		☐; 10/06→ 08/14	2	24.5229-0200.3	330572	L= 200
2.0 dCi 90 (JL0H)	66	08/06→	←	10/06→ 08/14	2	24.5111-0386.3	330503	L= 385
2.5 dCi 145 (JL0J)	107	08/06→	→	☐; 10/06→ 08/14	2	24.5111-0221.3	330818	L= 220





**RENAULT - TRAFIC II Kasten (FL) 03/01→**

**Bremssattel**

1.9 dCi	59	04/01→07/03	←	☐	24.3451-1713.7	220737	TRW Ø1 40 Ø2 45 - Halter
			←	☐	24.3451-1714.7	220738	TRW Ø1 40 Ø2 45 - Halter
			→	☐; 11/01→	24.3414-1707.5	240337	TRW Ø 41 - Halter
			→	☐; 11/01→	24.3414-1708.5	240338	TRW Ø 41 - Halter
1.9 dCi 1.9 dCi 100 (FLOC) 1.9 dCi 80 (FLOB) 2.0 (FL0A)	75 74 60 88	03/01→ 03/01→ 03/01→ 03/01→	←	☐; → 08/14	24.3451-1713.7	220737	TRW Ø1 40 Ø2 45 - Halter
			←	☐; → 08/14	24.3451-1714.7	220738	TRW Ø1 40 Ø2 45 - Halter
			→	☐; 11/01→ 08/14	24.3414-1707.5	240337	TRW Ø 41 - Halter
			→	☐; 11/01→ 08/14	24.3414-1708.5	240338	TRW Ø 41 - Halter
2.0 16V 2.5 dCi 2.5 dCi 135 (FL0D)	86 84 99	08/06→ 08/07→ 05/03→	←	☐; → 08/14	24.3451-1713.7	220737	TRW Ø1 40 Ø2 45 - Halter
			←	☐; → 08/14	24.3451-1714.7	220738	TRW Ø1 40 Ø2 45 - Halter
			→	☐; → 08/14	24.3414-1707.5	240337	TRW Ø 41 - Halter
			→	☐; → 08/14	24.3414-1708.5	240338	TRW Ø 41 - Halter
2.0 dCi 115 (FL01, FL0U) 2.0 dCi 90 (FL0H) 2.5 dCi 145 (FL0J)	84 66 107	08/06→ 08/06→ 08/06→	←	☐; 10/06→ 08/14	24.3451-1713.7	220737	TRW Ø1 40 Ø2 45 - Halter
			←	☐; 10/06→ 08/14	24.3451-1714.7	220738	TRW Ø1 40 Ø2 45 - Halter
			→	☐; 10/06→ 08/14	24.3414-1707.5	240337	TRW Ø 41 - Halter
			→	☐; 10/06→ 08/14	24.3414-1708.5	240338	TRW Ø 41 - Halter
2.5 DTi	99	03/03→07/03	←	☐	24.3451-1713.7	220737	TRW Ø1 40 Ø2 45 - Halter
			←	☐	24.3451-1714.7	220738	TRW Ø1 40 Ø2 45 - Halter
			→	☐	24.3414-1707.5	240337	TRW Ø 41 - Halter
			→	☐	24.3414-1708.5	240338	TRW Ø 41 - Halter
















**Bremsschlauch**











1.9 dCi 2.5 DTi	59 99	04/01→07/03 03/03→07/03		☐	2	24.5229-0200.3	330572	L= 200
			←		2	24.5111-0386.3	330503	L= 385
1.9 dCi 1.9 dCi 100 (FLOC) 1.9 dCi 80 (FLOB) 2.0 (FL0A) 2.0 16V 2.5 dCi 2.5 dCi 135 (FL0D)	75 74 60 88 86 84 99	03/01→ 03/01→ 03/01→ 03/01→ 08/06→ 08/07→ 05/03→		☐; → 08/14	2	24.5229-0200.3	330572	L= 200
			←	→ 08/14	2	24.5111-0386.3	330503	L= 385
			→	☐; → 08/14	2	24.5111-0221.3	330818	L= 220
			→	☐; → 08/14	2	24.5111-0221.3	330818	L= 220
2.0 dCi 115 (FL01, FL0U) 2.0 dCi 90 (FL0H) 2.5 dCi 145 (FL0J)	84 66 107	08/06→ 08/06→ 08/06→		☐; 10/06→ 08/14	2	24.5229-0200.3	330572	L= 200
			←	10/06→ 08/14	2	24.5111-0386.3	330503	L= 385
			→	☐; 10/06→ 08/14	2	24.5111-0221.3	330818	L= 220











**RENAULT - TRAFIC II Pritsche/Fahrgestell (EL) 03/01→**













**Bremssattel**










1.9 dCi	59	09/01→07/03	←	☐	24.3451-1713.7	220737	TRW Ø1 40 Ø2 45 - Halter
			←	☐	24.3451-1714.7	220738	TRW Ø1 40 Ø2 45 - Halter
			→	☐; 11/01→	24.3414-1707.5	240337	TRW Ø 41 - Halter
			→	☐; 11/01→	24.3414-1708.5	240338	TRW Ø 41 - Halter
1.9 dCi 100 (EL0C) 1.9 dCi 80 (EL0B) 2.0 (EL0A)	74 60 88	03/01→ 03/01→ 03/01→	←	☐; → 08/14	24.3451-1713.7	220737	TRW Ø1 40 Ø2 45 - Halter
			←	☐; → 08/14	24.3451-1714.7	220738	TRW Ø1 40 Ø2 45 - Halter
			→	☐; 11/01→ 08/14	24.3414-1707.5	240337	TRW Ø 41 - Halter
			→	☐; 11/01→ 08/14	24.3414-1708.5	240338	TRW Ø 41 - Halter
2.0 16V 2.5 dCi	86 84	08/06→ 08/07→	←	☐; → 08/14	24.3451-1713.7	220737	TRW Ø1 40 Ø2 45 - Halter
			←	☐; → 08/14	24.3451-1714.7	220738	TRW Ø1 40 Ø2 45 - Halter
			→	☐; → 08/14	24.3414-1707.5	240337	TRW Ø 41 - Halter
			→	☐; → 08/14	24.3414-1708.5	240338	TRW Ø 41 - Halter
2.0 dCi 115 (EL0H) 2.0 dCi 90 (EL0H) 2.5 dCi 145 (EL0J)	84 66 107	08/06→ 08/06→ 08/06→	←	☐; 10/06→ 08/14	24.3451-1713.7	220737	TRW Ø1 40 Ø2 45 - Halter
			←	☐; 10/06→ 08/14	24.3451-1714.7	220738	TRW Ø1 40 Ø2 45 - Halter
			→	☐; 10/06→ 08/14	24.3414-1707.5	240337	TRW Ø 41 - Halter
			→	☐; 10/06→ 08/14	24.3414-1708.5	240338	TRW Ø 41 - Halter
2.5 dCi 135 (EL0D)	99	03/01→	←	☐; 05/03→ 08/14	24.3451-1713.7	220737	TRW Ø1 40 Ø2 45 - Halter
			←	☐; 05/03→ 08/14	24.3451-1714.7	220738	TRW Ø1 40 Ø2 45 - Halter

	kW					! #		
<b>RENAULT - TRAFIC II Pritsche/Fahrgestell (EL) 03/01 →</b>								
 <b>Bremssattel</b>								
2.5 dCi 135 (EL0D)	99	03/01 →	→	☐; 05/03 → 08/14		24.3414-1707.5	240337	TRW Ø 41 - Halter
			→	☐; 05/03 → 08/14		24.3414-1708.5	240338	TRW Ø 41 - Halter
 <b>Bremsschlauch</b>								
1.9 dCi	59	09/01 → 07/03		☐	2	24.5229-0200.3	330572	L= 200
			←		2	24.5111-0386.3	330503	L= 385
			→	☐	2	24.5111-0221.3	330818	L= 220
1.9 dCi 100 (EL0C)	74	03/01 →		☐; → 08/14	2	24.5229-0200.3	330572	L= 200
1.9 dCi 80 (EL0B)	60	03/01 →	←	→ 08/14	2	24.5111-0386.3	330503	L= 385
2.0 (EL0A)	88	03/01 →						
2.0 16V	86	08/06 →	→	☐; → 08/14	2	24.5111-0221.3	330818	L= 220
2.5 dCi	84	08/07 →						
2.0 dCi 115 (EL0H)	84	08/06 →		☐; 10/06 → 08/14	2	24.5229-0200.3	330572	L= 200
2.0 dCi 90 (EL0H)	66	08/06 →	←	10/06 → 08/14	2	24.5111-0386.3	330503	L= 385
2.5 dCi 145 (EL0J)	107	08/06 →	→	☐; 10/06 → 08/14	2	24.5111-0221.3	330818	L= 220
2.5 dCi 135 (EL0D)	99	03/01 →		☐; 05/03 → 08/14	2	24.5229-0200.3	330572	L= 200
			←	05/03 → 08/14	2	24.5111-0386.3	330503	L= 385
			→	☐; 05/03 → 08/14	2	24.5111-0221.3	330818	L= 220
<b>RENAULT - TRAFIC III Bus (JG_) 05/14 →</b>								
 <b>Bremssattel</b>								
1.6 dCi 115	85	05/14 →	→	☐		24.3414-1707.5	240337	TRW Ø 41 - Halter
1.6 dCi 120	88	05/14 →						
1.6 dCi 125	92	07/15 →	→	☐		24.3414-1708.5	240338	TRW Ø 41 - Halter
1.6 dCi 140	103	05/14 →						
1.6 dCi 145	107	07/15 →						
1.6 dCi 90	66	05/14 →						
1.6 dCi 95	70	07/15 →						
 <b>Bremsschlauch</b>								
1.6 dCi 115	85	05/14 →	←		2	24.5111-0386.3	330503	L= 385
1.6 dCi 120	88	05/14 →						
1.6 dCi 125	92	07/15 →	→	am Bremssattel	2	24.5111-0221.3	330818	L= 220
1.6 dCi 140	103	05/14 →	→		2	24.5229-0200.3	330572	L= 200
1.6 dCi 145	107	07/15 →						
1.6 dCi 90	66	05/14 →						
1.6 dCi 95	70	07/15 →						
<b>RENAULT - TRAFIC III Kasten (FG_) 05/14 →</b>								
 <b>Bremssattel</b>								
1.6 dCi 115	85	05/14 →	→	☐		24.3414-1707.5	240337	TRW Ø 41 - Halter
1.6 dCi 120	88	05/14 →						
1.6 dCi 125	92	07/15 →	→	☐		24.3414-1708.5	240338	TRW Ø 41 - Halter
1.6 dCi 140	103	05/14 →						
1.6 dCi 145	107	07/15 →						
1.6 dCi 90	66	05/14 →						
1.6 dCi 95	70	07/15 →						
 <b>Bremsschlauch</b>								
1.6 dCi 115	85	05/14 →	←		2	24.5111-0386.3	330503	L= 385
1.6 dCi 120	88	05/14 →						
1.6 dCi 125	92	07/15 →	→	am Bremssattel	2	24.5111-0221.3	330818	L= 220
1.6 dCi 140	103	05/14 →	→		2	24.5229-0200.3	330572	L= 200
1.6 dCi 145	107	07/15 →						
1.6 dCi 90	66	05/14 →						
1.6 dCi 95	70	07/15 →						
<b>RENAULT - TRAFIC III Pritsche/Fahrgestell (EG_) 05/14 →</b>								
 <b>Bremssattel</b>								
1.6 dCi 125	92	07/15 →	→	☐		24.3414-1707.5	240337	TRW Ø 41 - Halter
1.6 dCi 145	107	07/15 →						
1.6 dCi 90	66	05/14 →	→	☐		24.3414-1708.5	240338	TRW Ø 41 - Halter
 <b>Bremsschlauch</b>								
1.6 dCi 125	92	07/15 →	←		2	24.5111-0386.3	330503	L= 385
1.6 dCi 145	107	07/15 →						
1.6 dCi 90	66	05/14 →	→	am Bremssattel	2	24.5111-0221.3	330818	L= 220
			→		2	24.5229-0200.3	330572	L= 200








	kw			 	! #		
<b>RENAULT - TRAFIC Bus (TXW) 03/89→03/01</b>							
 <b>Bremsschlauch</b>							
1.9 D	44	06/97→03/01		☐	1	24.5111-0386.3 330503	L= 385
2.2	74	06/94→10/97	←	☐	2	24.5111-0317.3 330501	L= 315
2.2 4x4	74	06/94→10/97	←	☐	2	24.5111-0320.3 330487	L= 320
2.5 D	55	05/89→03/01	←	☐	2	24.5111-0320.3 330487	L= 320
2.1 D	47	06/94→10/97		☐	1	24.5111-0386.3 330503	L= 385
			←	☐; Nutzlast [kg]: 1.400	2	24.5111-0317.3 330501	L= 315
			←	☐	2	24.5111-0317.3 330501	L= 315
			←	☐; Nutzlast [kg]: 1.000	2	24.5111-0317.3 330501	L= 315
			←	☐; 09/94→; Nutzlast [kg]: 1.400	2	24.5111-0317.3 330501	L= 315
			←	☐; Nutzlast [kg]: 1.400	2	24.5111-0320.3 330487	L= 320
			←	☐; 09/94→; Nutzlast [kg]: 1.400	2	24.5111-0320.3 330487	L= 320
			←	☐	2	24.5111-0320.3 330487	L= 320
			←	☐; Nutzlast [kg]: 1.000	2	24.5111-0320.3 330487	L= 320
2.5 D 4x4	55	08/89→03/01		☐; → 10/97	1	24.5111-0386.3 330503	L= 385
			←	☐	2	24.5111-0317.3 330501	L= 315
			←	☐	2	24.5111-0320.3 330487	L= 320
<b>RENAULT - TRAFIC Kasten (TXX) 03/89→12/01</b>							
 <b>Bremsschlauch</b>							
1.9 D	44	06/97→03/01		☐; → 10/97	1	24.5111-0386.3 330503	L= 385
			←	☐; → 10/97		24.5111-0317.3 330501	L= 315
			←	☐; → 10/97		24.5111-0320.3 330487	L= 320
2.1 D	47	06/94→10/97		☐	1	24.5111-0386.3 330503	L= 385
			←	☐; Nutzlast [kg]: 1.000	2	24.5111-0317.3 330501	L= 315
			←	☐; 09/94→; Nutzlast [kg]: 1.400	2	24.5111-0317.3 330501	L= 315
			←	☐; → 08/94		24.5111-0317.3 330501	L= 315
			←	☐; 09/94→	2	24.5111-0317.3 330501	L= 315
			←	☐; Nutzlast [kg]: 1.400	2	24.5111-0317.3 330501	L= 315
			←	☐	2	24.5111-0317.3 330501	L= 315
			←	☐	2	24.5111-0320.3 330487	L= 320
			←	☐; 09/94→; Nutzlast [kg]: 1.400	2	24.5111-0320.3 330487	L= 320
			←	☐; Nutzlast [kg]: 1.000	2	24.5111-0320.3 330487	L= 320
			←	☐; → 08/94		24.5111-0320.3 330487	L= 320
			←	☐; Nutzlast [kg]: 1.400	2	24.5111-0320.3 330487	L= 320
			←	☐; 09/94→	2	24.5111-0320.3 330487	L= 320
2.2	74	06/94→10/97		☐	1	24.5111-0386.3 330503	L= 385
2.2 4x4	74	06/94→10/97	←	☐	2	24.5111-0317.3 330501	L= 315
2.5 D	55	05/89→03/01	←	☐	2	24.5111-0320.3 330487	L= 320
2.5 D 4x4	55	05/89→03/01		☐; → 10/97	1	24.5111-0386.3 330503	L= 385
				☐	1	24.5111-0386.3 330503	L= 385
			←	☐	2	24.5111-0317.3 330501	L= 315
			←	☐	2	24.5111-0320.3 330487	L= 320
<b>RENAULT - TRAFIC Pritsche/Fahrgestell (PXX) 03/89→03/01</b>							
 <b>Bremsschlauch</b>							
2.0 [RWD]	59	05/89→10/97	←	☐; Nutzlast [kg]: 1.400	2	24.5111-0317.3 330501	L= 315
			←	☐; Nutzlast [kg]: 1.400	2	24.5111-0320.3 330487	L= 320
2.1 D	47	09/94→04/98	←	☐; → 10/97; Nutzlast [kg]: 1.400	2	24.5111-0317.3 330501	L= 315
			←	☐; → 10/97; Nutzlast [kg]: 1.000	2	24.5111-0317.3 330501	L= 315
			←	☐; → 10/97; Nutzlast [kg]: 1.000	2	24.5111-0320.3 330487	L= 320
			←	☐; → 10/97; Nutzlast [kg]: 1.400	2	24.5111-0320.3 330487	L= 320
2.1 D [RWD]	47	06/94→10/97	←	☐; Nutzlast [kg]: 1.400	2	24.5111-0317.3 330501	L= 315
			←	☐; Nutzlast [kg]: 1.000	2	24.5111-0317.3 330501	L= 315
			←	☐; 09/94→; Nutzlast [kg]: 1.400	2	24.5111-0317.3 330501	L= 315
			←	☐; 09/94→; Nutzlast [kg]: 1.400	2	24.5111-0320.3 330487	L= 320
↓							













	kw					! #		
<b>RENAULT - TRAFIC Pritsche/Fahrgestell (PXX) 03/89→03/01</b>								
 <b>Bremsschlauch</b>								
2.1 D [RWD]	47	06/94→10/97	←	☐; Nutzlast [kg]: 1.400	2	24.5111-0320.3	330487	L= 320
			←	☐; Nutzlast [kg]: 1.000	2	24.5111-0320.3	330487	L= 320
<b>RENAULT - TWINGO I (C06_) 03/93→10/12</b>								
 <b>Bremssattel</b>								
1.2	44	09/98→08/00	←	☐; → 09/98; Schaltgetriebe		24.3451-1711.5	240251	BDX Ø 45 - Halter
			←	☐; → 09/98; Schaltgetriebe		24.3451-1712.5	240252	BDX Ø 45 - Halter
			←	☐; 10/98→; Schaltgetriebe		24.3481-1611.5	240029	TRW Ø 48 - Halter
			←	☐; Automatikgetriebe		24.3481-1611.5	240029	TRW Ø 48 - Halter
			←	☐; 10/98→; Schaltgetriebe		24.3481-1612.5	240030	TRW Ø 48 - Halter
			←	☐; Automatikgetriebe		24.3481-1612.5	240030	TRW Ø 48 - Halter
			←	☐; V		24.3481-1615.5	240031	TRW Ø 48 - Halter
			←	☐; V		24.3481-1616.5	240032	TRW Ø 48 - Halter
1.2 (C063, C064)	40	03/93→10/96	←	☐		24.3451-1711.5	240251	BDX Ø 45 - Halter
			←	☐		24.3451-1712.5	240252	BDX Ø 45 - Halter
1.2 (C066, C068) 1.2 (C067)	43 40	05/96→06/07 05/96→03/07	←	☐; → 09/98; Schaltgetriebe		24.3451-1711.5	240251	BDX Ø 45 - Halter
			←	☐; → 09/98; Schaltgetriebe		24.3451-1712.5	240252	BDX Ø 45 - Halter
			←	☐; 10/98→; Schaltgetriebe		24.3481-1611.5	240029	TRW Ø 48 - Halter
			←	☐; Automatikgetriebe		24.3481-1611.5	240029	TRW Ø 48 - Halter
			←	☐; 10/98→; Schaltgetriebe		24.3481-1612.5	240030	TRW Ø 48 - Halter
			←	☐; Automatikgetriebe		24.3481-1612.5	240030	TRW Ø 48 - Halter
			←	☐; → 11/03; V		24.3481-1615.5	240031	TRW Ø 48 - Halter
			←	☐; → 11/03; V		24.3481-1616.5	240032	TRW Ø 48 - Halter
1.2 16V (C060)	44	08/04→06/07	←	☐		24.3481-1611.5	240029	TRW Ø 48 - Halter
			←	☐		24.3481-1612.5	240030	TRW Ø 48 - Halter
1.2 16V (C06C, C06D, C06K)	55	01/01→06/07	←	☐; für Fahrzeuge mit verstärktem Fahrwerk		24.3481-1611.5	240029	TRW Ø 48 - Halter
			←	☐; für Fahrzeuge mit verstärktem Fahrwerk		24.3481-1612.5	240030	TRW Ø 48 - Halter
			←	☐; für Fahrzeuge ohne verstärktes Fahrwerk; V		24.3481-1615.5	240031	TRW Ø 48 - Halter
			←	☐; für Fahrzeuge ohne verstärktes Fahrwerk; V		24.3481-1616.5	240032	TRW Ø 48 - Halter
1.2 LPG	44	10/03→06/07	←	☐; 08/04→		24.3481-1611.5	240029	TRW Ø 48 - Halter
			←	☐; 08/04→		24.3481-1612.5	240030	TRW Ø 48 - Halter
<b>Zubehörsatz, Bremssattel</b>								
1.2	44	09/98→08/00	←	Automatikgetriebe		24.0101-4807.2	260053	TRW
1.2 (C066, C068) 1.2 (C067)	43 40	05/96→06/07 05/96→03/07	←	10/98→; Schaltgetriebe		24.0101-4807.2	260053	TRW
1.2 16V (C060)	44	08/04→06/07	←			24.0101-4807.2	260053	TRW
1.2 16V (C06C, C06D, C06K)	55	01/01→06/07	←	für Fahrzeuge mit verstärktem Fahrwerk		24.0101-4807.2	260053	TRW
1.2 LPG	44	10/03→06/07	←	08/04→		24.0101-4807.2	260053	TRW
 <b>Bremsschlauch</b>								
1.2	44	09/98→08/00	←		2	24.5111-0241.3	330680	L= 242
			→	- ABS	2	24.5229-0185.3	330397	L= 185
			→	+ ABS	2	24.5229-0185.3	330397	L= 185
1.2 (C063, C064)	40	03/93→10/96	←		2	24.5111-0241.3	330680	L= 242
			→	- ABS	2	24.5229-0185.3	330397	L= 185
			→	+ ABS	2	24.5229-0209.3	330670	L= 210
1.2 (C066, C068) 1.2 (C067)	43 40	05/96→06/07 05/96→03/07	←		2	24.5111-0241.3	330680	L= 242
			→	05/98→; + ABS	2	24.5229-0185.3	330397	L= 185
			→	- ABS	2	24.5229-0185.3	330397	L= 185
			→	→ 04/98; + ABS	2	24.5229-0209.3	330670	L= 210
↓								

	kw			 	! #		
<b>RENAULT - TWINGO I (C06_) 03/93→10/12</b>							
 <b>Bremsschlauch</b>							
1.2 16V (C060)	44	08/04→06/07	←		2	24.5111-0241.3 330680	L= 242
			→	+ ABS	2	24.5229-0185.3 330397	L= 185
1.2 16V (C06C, C06D, C06K)	55	01/01→06/07	←		2	24.5111-0241.3 330680	L= 242
			→	+ ABS	2	24.5229-0185.3 330397	L= 185
			→	- ABS	2	24.5229-0209.3 330670	L= 210
1.2 LPG	44	10/03→06/07	←	08/04→	2	24.5111-0241.3 330680	L= 242
			→	08/04→; + ABS	2	24.5229-0185.3 330397	L= 185
<b>RENAULT - TWINGO I Kasten (S06_) 03/93→08/04</b>							
 <b>Bremssattel</b>							
1.2 (S063, S064)	40	03/93→05/96	←	☐; → 04/96		24.3451-1711.5 240251	BDX Ø 45 - Halter
			←	☐; → 04/96		24.3451-1712.5 240252	BDX Ø 45 - Halter
1.2 (S066, S068)	43	05/96→08/04	←	☐; → 09/98; Schaltgetriebe		24.3451-1711.5 240251	BDX Ø 45 - Halter
			←	☐; → 09/98; Schaltgetriebe		24.3451-1712.5 240252	BDX Ø 45 - Halter
			←	☐; 10/98→; Schaltgetriebe		24.3481-1611.5 240029	TRW Ø 48 - Halter
			←	☐; Vollautomatik		24.3481-1611.5 240029	TRW Ø 48 - Halter
			←	☐; Vollautomatik		24.3481-1612.5 240030	TRW Ø 48 - Halter
			←	☐; 10/98→; Schaltgetriebe		24.3481-1612.5 240030	TRW Ø 48 - Halter
			←	☐; → 11/03; V		24.3481-1615.5 240031	TRW Ø 48 - Halter
			←	☐; → 11/03; V		24.3481-1616.5 240032	TRW Ø 48 - Halter
 <b>Bremsschlauch</b>							
1.2 (S063, S064)	40	03/93→05/96	←	→ 04/96	2	24.5111-0241.3 330680	L= 242
			→	→ 04/96; - ABS	2	24.5229-0185.3 330397	L= 185
			→	→ 04/96; + ABS	2	24.5229-0209.3 330670	L= 210
1.2 (S066, S068)	43	05/96→08/04	←		2	24.5111-0241.3 330680	L= 242
			→	05/98→; + ABS	2	24.5229-0185.3 330397	L= 185
			→	- ABS	2	24.5229-0185.3 330397	L= 185
			→	→ 04/98; + ABS	2	24.5229-0209.3 330670	L= 210
<b>RENAULT - TWINGO II (CN0_) 03/07→</b>							
 <b>Bremssattel</b>							
1.2 (CN0D)	43	03/07→	←	☐; → 07/14		24.3481-1611.5 240029	TRW Ø 48 - Halter
1.5 dCi (CN0E)	47	03/07→	←	☐; → 07/14		24.3481-1612.5 240030	TRW Ø 48 - Halter
			←	☐; → 07/14; V		24.3481-1615.5 240031	TRW Ø 48 - Halter
			←	☐; → 07/14; V		24.3481-1616.5 240032	TRW Ø 48 - Halter
1.2 16V	55	03/08→	←	☐; → 07/14; V		24.3481-1615.5 240031	TRW Ø 48 - Halter
1.2 16V (CN04, CN0A, CN0B)	55	03/07→	←	☐; → 07/14; V		24.3481-1616.5 240032	TRW Ø 48 - Halter
1.2 16V (CN0K, CN0V)	56	03/07→					
1.2 TCe 100 (CN0P)	75	02/11→					
1.2 Turbo (CN0C, CN0F)	74	03/07→					
1.5 dCi (CN0U)	62	04/08→					
1.5 dCi 75	55	10/10→					
1.5 dCi 90	63	10/10→					
1.6 RS (CN0N, CN0R, CN0S)	98	05/08→	←	☐; → 07/14		11.9571-9757.2 220857	ATE Ø 57 - Halter
			←	☐; → 07/14		11.9571-9758.2 220858	ATE Ø 57 - Halter
			→	☐; → 07/14		24.3347-1705.7 220751	TRW Ø 34 - Halter
			→	☐; → 07/14		24.3347-1706.7 220752	TRW Ø 34 - Halter
<b>Feder, Bremssattel</b>							
1.6 RS (CN0N, CN0R, CN0S)	98	05/08→		→ 07/14	2	11.8116-0301.1 390610	ATE
<b>Zubehörsatz, Bremssattel</b>							
1.6 RS (CN0N, CN0R, CN0S)	98	05/08→		→ 07/14		24.0101-3803.2 260101	TRW
 <b>Bremsschlauch</b>							
1.2 (CN0D)	43	03/07→	←	→ 07/14	2	24.5111-0321.3 330597	L= 320
1.2 16V	55	03/08→					
↓							

	kw			 	! #		
<b>RENAULT - TWINGO II (CN0_) 03/07→</b>							
 <b>Bremsschlauch</b>							
1.2 16V (CN04, CN0A, CN0B)	55	03/07→	→	→ 07/14	2	24.5239-0165.3 330606	L= 165
1.2 16V (CN0K, CN0V)	56	03/07→					
1.2 TCe 100 (CN0P)	75	02/11→					
1.2 Turbo (CN0C, CN0F)	74	03/07→					
1.5 dCi (CN0E)	47	03/07→					
1.5 dCi (CN0U)	62	04/08→					
1.5 dCi 75	55	10/10→					
1.5 dCi 90	63	10/10→					
1.6 RS (CN0N, CN0R, CN0S)	98	05/08→	←	→ 07/14	2	24.5111-0411.3 331394	L= 410
			→	→ 07/14	2	24.5239-0165.3 330606	L= 165
<b>RENAULT - VEL SATIS (BJ0_) 06/02→</b>							
 <b>Bremssattel</b>							
2.0 16 V Turbo	125	04/04→	←	☐; → 12/09		11.9601-9787.2 220585	ATE Ø 60 - Halter
2.0 16V Turbo (BJ0K)	120	06/02→				24.3601-9787.5 240505	ATE Ø 60 - Halter
2.0 dCi (BJ03, BJ0B)	127	01/06→					
2.0 dCi (BJ03)	110	08/05→	←	☐; → 12/09		11.9601-9788.2 220586	ATE Ø 60 - Halter
2.0 Turbo	108	04/05→				24.3601-9788.5 240506	ATE Ø 60 - Halter
2.2 dCi (BJ0E, BJ0F, BJ0G, BJ0H)	102	09/04→	→	☐; → 12/09		11.9387-7001.2 220397	ATE Ø 38 - Halter
2.2 dCi (BJ0E, BJ0F)	110	06/02→	→	☐; → 12/09		11.9387-7002.2 220398	ATE Ø 38 - Halter
2.2 dCi (BJ0H)	85	04/04→					
2.2 dCi (BJ0M)	83	12/04→					
3.0 dCi (BJ0J, BJ0N)	130	06/02→					
3.0 dCi (BJ0S)	133	06/06→					
3.5 (BJ01)	170	10/04→					
3.5 V6 (BJ0R, BJ0V, BJ0U)	177	06/02→					
<b>Halter, Bremssattel</b>							
2.0 16 V Turbo	125	04/04→	→	→ 12/09		11.8170-0872.1 260121	ATE
2.0 16V Turbo (BJ0K)	120	06/02→					
2.0 dCi (BJ03, BJ0B)	127	01/06→					
2.0 dCi (BJ03)	110	08/05→					
2.0 Turbo	108	04/05→					
2.2 dCi (BJ0E, BJ0F, BJ0G, BJ0H)	102	09/04→					
2.2 dCi (BJ0E, BJ0F)	110	06/02→					
2.2 dCi (BJ0H)	85	04/04→					
2.2 dCi (BJ0M)	83	12/04→					
3.0 dCi (BJ0J, BJ0N)	130	06/02→					
3.0 dCi (BJ0S)	133	06/06→					
3.5 (BJ01)	170	10/04→					
3.5 V6 (BJ0R, BJ0V, BJ0U)	177	06/02→					
<b>Feder, Bremssattel</b>							
2.0 16 V Turbo	125	04/04→		→ 12/09	2	11.8116-0301.1 390610	ATE
2.0 16V Turbo (BJ0K)	120	06/02→					
2.0 dCi (BJ03, BJ0B)	127	01/06→	→	→ 12/09	2	11.8116-0340.1 390595	ATE
2.0 dCi (BJ03)	110	08/05→					
2.0 Turbo	108	04/05→					
2.2 dCi (BJ0E, BJ0F, BJ0G, BJ0H)	102	09/04→					
2.2 dCi (BJ0E, BJ0F)	110	06/02→					
2.2 dCi (BJ0H)	85	04/04→					
2.2 dCi (BJ0M)	83	12/04→					
3.0 dCi (BJ0J, BJ0N)	130	06/02→					
3.0 dCi (BJ0S)	133	06/06→					
3.5 (BJ01)	170	10/04→					
3.5 V6 (BJ0R, BJ0V, BJ0U)	177	06/02→					
<b>Führungshülzensatz, Bremssattel</b>							
2.0 16 V Turbo	125	04/04→	←	→ 12/09		11.0101-5407.2 260011	ATE
2.0 16V Turbo (BJ0K)	120	06/02→					
2.0 dCi (BJ03, BJ0B)	127	01/06→	→	→ 12/09		11.0101-5407.2 260011	ATE
2.0 dCi (BJ03)	110	08/05→					
2.0 Turbo	108	04/05→					
2.2 dCi (BJ0E, BJ0F, BJ0G, BJ0H)	102	09/04→					
2.2 dCi (BJ0E, BJ0F)	110	06/02→					
2.2 dCi (BJ0H)	85	04/04→					
2.2 dCi (BJ0M)	83	12/04→					
3.0 dCi (BJ0J, BJ0N)	130	06/02→					
3.0 dCi (BJ0S)	133	06/06→					
3.5 (BJ01)	170	10/04→					
3.5 V6 (BJ0R, BJ0V, BJ0U)	177	06/02→					
↓							




























	kw			 	! #		
<b>RENAULT - VEL SATIS (BJ0_) 06/02→</b>							
<b>Führungsbolzen, Bremsattel</b>							
2.0 16 V Turbo	125	04/04→		→ 12/09		11.8171-0008.1 990049	ATE
2.0 16V Turbo (BJ0K)	120	06/02→					
2.0 dCi (BJ03, BJ0B)	127	01/06→					
2.0 dCi (BJ03)	110	08/05→					
2.0 Turbo	108	04/05→					
2.2 dCi (BJ0E, BJ0F, BJ0G, BJ0H)	102	09/04→					
2.2 dCi (BJ0E, BJ0F)	110	06/02→					
2.2 dCi (BJ0H)	85	04/04→					
2.2 dCi (BJ0M)	83	12/04→					
3.0 dCi (BJ0J, BJ0N)	130	06/02→					
3.0 dCi (BJ0S)	133	06/06→					
3.5 (BJ01)	170	10/04→					
3.5 V6 (BJ0R, BJ0V, BJ0U)	177	06/02→					
<b>Bremsschlauch</b>							
2.0 16 V Turbo	125	04/04→	➔	→ 12/09	2	24.5111-0317.3 330501	L= 315
2.0 dCi (BJ03, BJ0B)	127	01/06→				24.5252-0390.3 330702	L= 390
2.0 dCi (BJ03)	110	08/05→					
2.0 Turbo	108	04/05→					
2.2 dCi (BJ0E, BJ0F, BJ0G, BJ0H)	102	09/04→					
2.2 dCi (BJ0H)	85	04/04→					
2.2 dCi (BJ0M)	83	12/04→					
3.0 dCi (BJ0S)	133	06/06→					
3.5 (BJ01)	170	10/04→					
2.0 16V Turbo (BJ0K)	120	06/02→	➔	09/02→ 12/09	2	24.5111-0317.3 330501	L= 315
2.2 dCi (BJ0E, BJ0F)	110	06/02→					
3.0 dCi (BJ0J, BJ0N)	130	06/02→	➔	→ 08/02	2	24.5111-0335.3 330778	L= 335
3.5 V6 (BJ0R, BJ0V, BJ0U)	177	06/02→	➔	→ 12/09	2	24.5252-0390.3 330702	L= 390
<b>RENAULT - WIND (E4M_) 07/10→</b>							
<b>Bremssattel</b>							
1.2 (E4MF)	74	07/10→	←	☐; → 09/13		11.9571-9757.2 220857	ATE Ø 57 - Halter
1.2 TCe 100 (E4MA)	75	02/11→					
1.6 (E4MB, E4MC)	98	07/10→	←	☐; → 09/13		11.9571-9758.2 220858	ATE Ø 57 - Halter
			➔	☐; → 09/13		24.3347-1705.7 220751	TRW Ø 34 - Halter
			➔	☐; → 09/13		24.3347-1706.7 220752	TRW Ø 34 - Halter
<b>Feder, Bremsattel</b>							
1.2 (E4MF)	74	07/10→		→ 09/13	2	11.8116-0301.1 390610	ATE
1.2 TCe 100 (E4MA)	75	02/11→					
1.6 (E4MB, E4MC)	98	07/10→					
<b>Zubehörsatz, Bremsattel</b>							
1.2 (E4MF)	74	07/10→		→ 09/13		24.0101-3803.2 260101	TRW
1.2 TCe 100 (E4MA)	75	02/11→					
1.6 (E4MB, E4MC)	98	07/10→					
<b>Bremsschlauch</b>							
1.2 (E4MF)	74	07/10→	←	→ 09/13	2	24.5111-0411.3 331394	L= 410
1.2 TCe 100 (E4MA)	75	02/11→					
1.6 (E4MB, E4MC)	98	07/10→	➔	→ 09/13	2	24.5239-0165.3 330606	L= 165
<b>RENAULT - ZOE (BFM_) 06/12→</b>							
<b>Bremssattel</b>							
ZOE	65	06/12→	←	☐		24.3541-1849.5 240707	TRW Ø 54 - Halter
ZOE	68	09/16→	←	☐		24.3541-1850.5 240708	TRW Ø 54 - Halter
<b>ROVER - 45 (RT) 02/00→05/05</b>							
<b>Bremssattel</b>							
1.4	76	02/00→05/05	←	☐; V		24.3541-1813.5 240381	TRW Ø 54 - Halter
1.6	80	02/00→05/05					
1.8	86	02/00→05/05	←	☐; V		24.3541-1814.5 240382	TRW Ø 54 - Halter
2.0 iDT	74	02/00→05/05					
2.0 iDT	83	01/04→05/05					
2.0 V6	110	02/00→05/05					
<b>ROVER - 45 Stufenheck (RT) 02/00→05/05</b>							
<b>Bremssattel</b>							
1.4	76	02/00→05/05	←	☐; V		24.3541-1813.5 240381	TRW Ø 54 - Halter
1.6	80	02/00→05/05					
1.8	86	02/00→05/05	←	☐; V		24.3541-1814.5 240382	TRW Ø 54 - Halter

	kw			 	! #			
<b>ROVER - 45 Stufenheck (RT) 02/00→05/05</b>								
 <b>Bremssattel</b>								
2.0 iDT	74	02/00→05/05	←	☐; V		24.3541-1813.5	240381	TRW Ø 54 - Halter
2.0 iDT	83	01/04→05/05						
2.0 V6	110	02/00→05/05	←	☐; V		24.3541-1814.5	240382	TRW Ø 54 - Halter
<b>ROVER - 75 (RJ) 02/99→05/05</b>								
 <b>Bremssattel</b>								
1.8	88	02/99→05/05	←	☐		11.9571-9871.2	220425	ATE Ø 57 - Halter
1.8 Turbo	110	05/03→05/05						
2.0 CDT	85	02/99→05/05	→	☐		11.9361-9961.2	220855	ATE Ø 36 - Halter
2.0 CDTi	96	02/03→05/05						
2.0 V6	110	02/99→05/05	→	☐		11.9361-9962.2	220856	ATE Ø 36 - Halter
2.5 V6	129	02/99→10/01						
2.5 V6	130	10/01→05/05						
<b>Führungshülzensatz, Bremssattel</b>								
1.8	88	02/99→05/05	←			11.0101-5407.2	260011	ATE
1.8 Turbo	110	05/03→05/05						
2.0 CDT	85	02/99→05/05						
2.0 CDTi	96	02/03→05/05						
2.0 V6	110	02/99→05/05						
2.5 V6	129	02/99→10/01						
2.5 V6	130	10/01→05/05						
<b>Führungsbolzen, Bremssattel</b>								
1.8	88	02/99→05/05			2	11.8171-0008.1	990049	ATE
1.8 Turbo	110	05/03→05/05						
2.0 CDT	85	02/99→05/05						
2.0 CDTi	96	02/03→05/05						
2.0 V6	110	02/99→05/05						
2.5 V6	129	02/99→10/01						
2.5 V6	130	10/01→05/05						
<b>ROVER - 75 Tourer (R.J) 08/01→06/06</b>								
 <b>Bremssattel</b>								
1.8	88	08/01→05/05	←	☐		11.9571-9871.2	220425	ATE Ø 57 - Halter
1.8 Turbo	110	05/03→05/05						
2.0 CDT	85	08/01→05/05	→	☐		11.9361-9961.2	220855	ATE Ø 36 - Halter
2.0 CDTi	96	02/03→05/05						
2.0 V6	110	08/01→05/05	→	☐		11.9361-9962.2	220856	ATE Ø 36 - Halter
2.5 V6	130	08/01→05/05						
<b>Führungshülzensatz, Bremssattel</b>								
1.8	88	08/01→05/05	←			11.0101-5407.2	260011	ATE
1.8 Turbo	110	05/03→05/05						
2.0 CDT	85	08/01→05/05						
2.0 CDTi	96	02/03→05/05						
2.0 V6	110	08/01→05/05						
2.5 V6	130	08/01→05/05						
<b>Führungsbolzen, Bremssattel</b>								
1.8	88	08/01→05/05			2	11.8171-0008.1	990049	ATE
1.8 Turbo	110	05/03→05/05						
2.0 CDT	85	08/01→05/05						
2.0 CDTi	96	02/03→05/05						
2.0 V6	110	08/01→05/05						
2.5 V6	130	08/01→05/05						
<b>ROVER - 200 Cabriolet (XW) 04/90→11/99</b>								
 <b>Bremssattel</b>								
214 1.4	66	01/92→11/99	←	☐; → 10/95; + ABS		24.3541-1813.5	240381	TRW Ø 54 - Halter
214 1.4i 16V	76	01/93→11/99						
216 1.6i	90	01/92→11/99	←	☐; → 10/95; + ABS		24.3541-1814.5	240382	TRW Ø 54 - Halter
<b>ROVER - 200 Coupe (XW) 10/92→06/99</b>								
 <b>Bremssattel</b>								
216	82	01/96→12/97	←	☐		24.3541-1813.5	240381	TRW Ø 54 - Halter
			←	☐		24.3541-1814.5	240382	TRW Ø 54 - Halter
			→	☐; + ABS		24.3304-1701.5	240113	TRW Ø 30 - Halter
			→	☐; + ABS		24.3304-1702.5	240114	TRW Ø 30 - Halter
216	90	10/92→06/99	←	☐; → 10/95; + ABS		24.3541-1813.5	240381	TRW Ø 54 - Halter
220 GSi	100	05/94→06/99	←	☐; → 10/95; + ABS		24.3541-1814.5	240382	TRW Ø 54 - Halter
220 Turbo	147	10/92→06/99	←	☐; 01/93→ 10/95; + ABS		24.3541-1813.5	240381	TRW Ø 54 - Halter
			←	☐; 01/93→ 10/95; + ABS		24.3541-1814.5	240382	TRW Ø 54 - Halter





















	kW			 	! #			
<b>ROVER - 200 Hatchback (RF) 11/95→11/00</b>								
 <b>Bremssattel</b>								
211	44	01/98→03/00	←	☐		24.3541-1813.5	240381	TRW Ø 54 - Halter
214 Si	76	11/95→03/00	←	☐		24.3541-1814.5	240382	TRW Ø 54 - Halter
218 Si	88	08/99→03/00	→	☐; + ABS		24.3304-1701.5	240113	TRW Ø 30 - Halter
			→	☐; + ABS		24.3304-1702.5	240114	TRW Ø 30 - Halter
214 i	55	11/95→03/00	←	☐; 01/96→		24.3541-1813.5	240381	TRW Ø 54 - Halter
220 D/SD	63	11/95→03/00	←	☐; 01/96→		24.3541-1814.5	240382	TRW Ø 54 - Halter
			→	☐; 01/96→; + ABS		24.3304-1701.5	240113	TRW Ø 30 - Halter
			→	☐; 01/96→; + ABS		24.3304-1702.5	240114	TRW Ø 30 - Halter
216 Si	82	11/95→03/00	←	☐		24.3541-1813.5	240381	TRW Ø 54 - Halter
			←	☐		24.3541-1814.5	240382	TRW Ø 54 - Halter
			→	☐; 01/96→; + ABS		24.3304-1701.5	240113	TRW Ø 30 - Halter
			→	☐; 01/96→; + ABS		24.3304-1702.5	240114	TRW Ø 30 - Halter
218 K Vi	107	11/95→03/00	←	☐; 01/96→		24.3541-1813.5	240381	TRW Ø 54 - Halter
			←	☐; 01/96→		24.3541-1814.5	240382	TRW Ø 54 - Halter
			→	☐; 01/97→; + ABS		24.3304-1701.5	240113	TRW Ø 30 - Halter
			→	☐; 01/97→; + ABS		24.3304-1702.5	240114	TRW Ø 30 - Halter
220 SDi	77	11/95→03/00	←	☐; 01/96→; + ABS		24.3541-1813.5	240381	TRW Ø 54 - Halter
			←	☐; 01/96→; + ABS		24.3541-1814.5	240382	TRW Ø 54 - Halter
			→	☐; 01/96→; + ABS		24.3304-1701.5	240113	TRW Ø 30 - Halter
			→	☐; 01/96→; + ABS		24.3304-1702.5	240114	TRW Ø 30 - Halter
<b>ROVER - 200 Hatchback (XW) 10/89→10/95</b>								
 <b>Bremssattel</b>								
214	55	09/93→10/95	←	☐; + ABS		24.3541-1813.5	240381	TRW Ø 54 - Halter
214 GSi/Si	70	01/90→10/95	←	☐; + ABS		24.3541-1814.5	240382	TRW Ø 54 - Halter
214 GSi/Si	76	12/92→10/95						
214 Si/Gsi	66	10/89→10/95						
216 GSi	82	10/89→10/95						
216 GSi	85	10/89→10/95						
216 GTi	90	09/90→10/95						
216 GTi	96	09/90→10/95						
218 D	52	09/91→10/95						
218 TD	65	09/91→10/95						
220 GTi	100	01/93→10/95						
220 GTi	103	09/91→10/95						
220 Turbo	147	01/93→10/95						
<b>ROVER - 400 (RT) 05/95→03/00</b>								
 <b>Bremssattel</b>								
414	55	03/96→12/99	←	☐; + ABS		24.3541-1813.5	240381	TRW Ø 54 - Halter
414 Si	76	05/95→03/00	←	☐; + ABS		24.3541-1814.5	240382	TRW Ø 54 - Halter
420 D	63	11/95→03/00						
420 Di	77	05/95→03/00						
420 Si Lux	100	12/95→03/00						
416 Si	82	05/95→03/00	←	☐; 06/95→; + ABS		24.3541-1813.5	240381	TRW Ø 54 - Halter
416 Si	83	05/95→03/00	←	☐; 06/95→; + ABS		24.3541-1814.5	240382	TRW Ø 54 - Halter
416 Si	85	05/95→03/00	←	☐; 06/95→; + ABS		24.3541-1814.5	240382	TRW Ø 54 - Halter
<b>ROVER - 400 (XW) 04/90→04/95</b>								
 <b>Bremssattel</b>								
414	70	01/93→04/95	←	☐; + ABS		24.3541-1813.5	240381	TRW Ø 54 - Halter
414 GSi/Si	66	04/90→04/95	←	☐; + ABS		24.3541-1814.5	240382	TRW Ø 54 - Halter
414 GSi/Si Cat	76	10/92→04/95						
416 GSi	82	04/90→04/95						
416 GSi/GSE	85	04/90→04/95						
416 GTi	90	04/90→04/95						
416 GTi/GTE	96	04/90→04/95						
418 D	49	09/91→04/95						
418 TD	65	09/91→04/95						
420 GSi/SLi/GTi/Vite	100	01/93→04/95						
420 GTi/GSi/Vitesse	103	02/92→04/95						
420 Turbo	147	01/93→04/95						
<b>ROVER - 400 Hatchback (RT) 05/95→03/00</b>								
 <b>Bremssattel</b>								
414	55	03/96→12/97	←	☐; + ABS		24.3541-1813.5	240381	TRW Ø 54 - Halter
414 Si	76	05/95→03/00						
↓								

	kw			 	! #		
<b>ROVER - 400 Hatchback (RT) 05/95→03/00</b>							
 <b>Bremssattel</b>							
416 Si	83	06/95→03/00	←	☐; + ABS		24.3541-1814.5 240382	TRW Ø 54 - Halter
416 Si	85	06/95→03/00					
420 D	63	11/95→03/00					
420 Di	77	05/95→03/00					
420 Si Lux	100	12/95→03/00					
416 Si	82	05/95→03/00	←	☐; 06/95→; + ABS		24.3541-1813.5 240381	TRW Ø 54 - Halter
			←	☐; 06/95→; + ABS		24.3541-1814.5 240382	TRW Ø 54 - Halter
<b>ROVER - 400 Tourer (XW) 09/93→11/98</b>							
 <b>Bremssattel</b>							
1.6 i	82	05/94→11/98	←	☐; → 04/95; + ABS		24.3541-1813.5 240381	TRW Ø 54 - Halter
1.6 i	90	05/94→11/98					
1.8 TD	65	09/93→11/98	←	☐; → 04/95; + ABS		24.3541-1814.5 240382	TRW Ø 54 - Halter
2.0 i	100	05/94→11/98					
<b>ROVER - 600 (RH) 08/93→10/00</b>							
 <b>Bremssattel</b>							
618 i/Si	85	03/96→02/99	←	☐; passend für Felgengröße [Zoll]: 14		24.3571-1777.5 240749	Ø 57 - Halter
620 i	85	08/93→06/96					
620 Sdi	77	12/94→02/99	←	☐; passend für Felgengröße [Zoll]: 14		24.3571-1778.5 240750	Ø 57 - Halter
620 Si	96	08/93→02/99	←	☐; passend für Felgengröße [Zoll]: 15		24.3571-1785.5 240764	Ø 57 - Halter
620 Ti Vitesse	147	07/94→02/99					
623 Si	116	08/93→02/99	←	☐; passend für Felgengröße [Zoll]: 15		24.3571-1786.5 240765	Ø 57 - Halter
<b>ROVER - COUPE 03/96→11/99</b>							
 <b>Bremssattel</b>							
1.8 16 V	107	03/96→11/99	←	☐		24.3541-1813.5 240381	TRW Ø 54 - Halter
			←	☐		24.3541-1814.5 240382	TRW Ø 54 - Halter
			→	☐; 01/97→; + ABS		24.3304-1701.5 240113	TRW Ø 30 - Halter
			→	☐; 01/97→; + ABS		24.3304-1702.5 240114	TRW Ø 30 - Halter
<b>ROVER - STREETWISE 08/03→05/05</b>							
 <b>Bremssattel</b>							
1.4	62	08/03→05/05	←	☐; + ABS		24.3541-1813.5 240381	TRW Ø 54 - Halter
1.4	76	08/03→05/05					
1.8	86	08/03→05/05	←	☐; + ABS		24.3541-1814.5 240382	TRW Ø 54 - Halter
2.0 TD	74	08/03→05/05					
<b>SAAB - 9-3 (YS3D) 02/98→08/03</b>							
 <b>Bremssattel</b>							
2.0 i	96	02/98→09/02	←	☐; → X2020000		24.3571-1761.5 240461	ATE Ø 57 - Halter
2.0 SE Turbo	147	02/98→09/02					
2.0 Turbo	113	10/98→09/02	←	☐; → 12/98		24.3571-1761.5 240461	ATE Ø 57 - Halter
2.0 Turbo	136	02/98→09/02	←	☐; → X7020000		24.3571-1761.5 240461	ATE Ø 57 - Halter
2.2 TiD	85	02/98→11/00					
2.3 i	110	02/98→09/02	←	☐; → 12/98		24.3571-1762.5 240462	ATE Ø 57 - Halter
			←	☐; → X2020000		24.3571-1762.5 240462	ATE Ø 57 - Halter
			←	☐; → X7020000		24.3571-1762.5 240462	ATE Ø 57 - Halter
			←	☐; X7020001→		24.3571-1783.5 240751	ATE Ø 57 - Halter
			←	☐; 01/99→		24.3571-1783.5 240751	ATE Ø 57 - Halter
			←	☐; X2020001→		24.3571-1783.5 240751	ATE Ø 57 - Halter
			←	☐; X2020001→		24.3571-1784.5 240752	ATE Ø 57 - Halter
			←	☐; 01/99→		24.3571-1784.5 240752	ATE Ø 57 - Halter
			←	☐; X7020001→		24.3571-1784.5 240752	ATE Ø 57 - Halter
			→	☐		13.2351-0025.2 210210	ATE Ø 35
			→	☐		13.2351-0026.2 210211	ATE Ø 35
2.0 Turbo	110	01/01→09/02	←	☐; X2020001→		24.3571-1783.5 240751	ATE Ø 57 - Halter
			←	☐; X7020001→		24.3571-1783.5 240751	ATE Ø 57 - Halter
			←	☐		24.3571-1783.5 240751	ATE Ø 57 - Halter
			←	☐		24.3571-1784.5 240752	ATE Ø 57 - Halter
			←	☐; X7020001→		24.3571-1784.5 240752	ATE Ø 57 - Halter
			←	☐; X2020001→		24.3571-1784.5 240752	ATE Ø 57 - Halter
			→	☐		13.2351-0025.2 210210	ATE Ø 35
↓							



















	kw			 	! #				
<b>SAAB - 9-3 (YS3D) 02/98→08/03</b>									
<b>Bremssattel</b>									
2.0 Turbo	110	01/01→09/02	➡	☐		13.2351-0026.2 210211	ATE Ø 35		
2.0 Turbo 2.2 TiD	151 92	10/99→09/02 11/00→09/02	←	☐		24.3571-1783.5 240751	ATE Ø 57 - Halter		
			←	☐		24.3571-1784.5 240752	ATE Ø 57 - Halter		
			➡	☐		13.2351-0025.2 210210	ATE Ø 35		
			➡	☐		13.2351-0026.2 210211	ATE Ø 35		
2.3 2.3 Turbo	169 165	09/99→01/02 10/98→09/02	←	☐		24.3571-1783.5 240751	ATE Ø 57 - Halter		
			←	☐		24.3571-1784.5 240752	ATE Ø 57 - Halter		
<b>Feder, Bremssattel</b>									
2.0 i 2.0 SE Turbo 2.0 Turbo 2.0 Turbo 2.2 TiD 2.3 i	96 147 113 136 85 110	02/98→09/02 02/98→09/02 10/98→09/02 02/98→09/02 02/98→11/00 02/98→09/02	←	→ X7020000	2	11.8116-0292.1 390521	ATE		
			←	→ X2020000	2	11.8116-0292.1 390521	ATE		
			←	→ 12/98	2	11.8116-0292.1 390521	ATE		
			➡	01/99→	2	11.8116-0292.1 390521	ATE		
			➡	X2020001→	2	11.8116-0292.1 390521	ATE		
			➡	X7020001→	2	11.8116-0292.1 390521	ATE		
2.0 Turbo	110	01/01→09/02	➡		2	11.8116-0292.1 390521	ATE		
			➡	X7020001→	2	11.8116-0292.1 390521	ATE		
			➡	X2020001→	2	11.8116-0292.1 390521	ATE		
2.0 Turbo 2.2 TiD 2.3 2.3 Turbo	151 92 169 165	10/99→09/02 11/00→09/02 09/99→01/02 10/98→09/02	➡		2	11.8116-0292.1 390521	ATE		
<b>Führungshülzensatz, Bremssattel</b>									
2.0 i 2.0 SE Turbo 2.0 Turbo 2.0 Turbo 2.2 TiD 2.3 i	96 147 113 136 85 110	02/98→09/02 02/98→09/02 10/98→09/02 02/98→09/02 02/98→11/00 02/98→09/02	←	X2020001→		11.0101-5407.2 260011	ATE		
			←	→ 12/98		11.0101-5407.2 260011	ATE		
			←	01/99→		11.0101-5407.2 260011	ATE		
			←	→ X7020000		11.0101-5407.2 260011	ATE		
			←	X7020001→		11.0101-5407.2 260011	ATE		
			←	→ X2020000		11.0101-5407.2 260011	ATE		
2.0 Turbo	110	01/01→09/02	←			11.0101-5407.2 260011	ATE		
			←	X2020001→		11.0101-5407.2 260011	ATE		
			←	X7020001→		11.0101-5407.2 260011	ATE		
2.0 Turbo 2.2 TiD 2.3 2.3 Turbo	151 92 169 165	10/99→09/02 11/00→09/02 09/99→01/02 10/98→09/02	←			11.0101-5407.2 260011	ATE		
<b>Führungsbolzen, Bremssattel</b>									
2.0 i 2.0 SE Turbo 2.0 Turbo 2.0 Turbo 2.2 TiD 2.3 i	96 147 113 136 85 110	02/98→09/02 02/98→09/02 10/98→09/02 02/98→09/02 02/98→11/00 02/98→09/02		X7020001→		11.8171-0008.1 990049	ATE		
				→ X7020000		11.8171-0008.1 990049	ATE		
				01/99→		11.8171-0008.1 990049	ATE		
				X2020001→		11.8171-0008.1 990049	ATE		
				→ X2020000		11.8171-0008.1 990049	ATE		
				→ 12/98		11.8171-0008.1 990049	ATE		
2.0 Turbo	110	01/01→09/02		X7020001→		11.8171-0008.1 990049	ATE		
				X2020001→		11.8171-0008.1 990049	ATE		
						11.8171-0008.1 990049	ATE		
2.0 Turbo 2.2 TiD 2.3 2.3 Turbo	151 92 169 165	10/99→09/02 11/00→09/02 09/99→01/02 10/98→09/02				11.8171-0008.1 990049	ATE		
<b>Dichtungssatz, Bremssattel</b>									
2.0 i 2.0 SE Turbo 2.0 Turbo 2.0 Turbo 2.2 TiD 2.3 i	96 147 113 136 85 110	02/98→09/02 02/98→09/02 10/98→09/02 02/98→09/02 02/98→11/00 02/98→09/02	←	01/99→		11.0441-5704.2 250034	ATE		
			←	X2020001→		11.0441-5704.2 250034	ATE		
			←	X7020001→		11.0441-5704.2 250034	ATE		
			➡			13.0441-3506.2 250052	ATE		
			➡						
2.0 Turbo	110	01/01→09/02	←			11.0441-5704.2 250034	ATE		
			←	X2020001→		11.0441-5704.2 250034	ATE		
↓									

	kw			 	! #		
<b>SAAB - 9-3 (YS3D) 02/98→08/03</b>							
<b>Dichtungssatz, Bremsattel</b>							
2.0 Turbo	110	01/01→09/02	←	X7020001→		11.0441-5704.2 250034	ATE
			→			13.0441-3506.2 250052	ATE
2.0 Turbo 2.2 TiD	151 92	10/99→09/02 11/00→09/02	←			11.0441-5704.2 250034	ATE
			→			13.0441-3506.2 250052	ATE
2.3 2.3 Turbo	169 165	09/99→01/02 10/98→09/02	←			11.0441-5704.2 250034	ATE
<b> Bremschlauch</b>							
2.0 i 2.0 SE Turbo	96 147	02/98→09/02 02/98→09/02	←		2	24.5298-0322.3 331314	L= 322
2.0 Turbo	110	01/01→09/02	→	☐		24.5117-0195.3 330565	L= 198
2.0 Turbo	113	10/98→09/02	→	☐		24.5117-0205.3 330669	L= 205
2.0 Turbo	136	02/98→09/02	→				
2.0 Turbo	151	10/99→09/02	→				
2.2 TiD	85	02/98→11/00	→				
2.2 TiD	92	11/00→09/02	→				
2.3	169	09/99→01/02	→				
2.3 i	110	02/98→09/02	→				
2.3 Turbo	165	10/98→09/02	→				
<b>SAAB - 9-3 (YS3F) 09/02→02/15</b>							
<b> Bremsattel</b>							
1,8t 2.2 TiD	110 92	09/02→02/15 09/02→02/15	←	☐; 51046734→; → 12/05; passend für Felgenreöße [Zoll]: 16		11.9571-9779.2 220657	ATE Ø 57 - Halter
			←	☐; 51046734→; → 12/05; passend für Felgenreöße [Zoll]: 16		11.9571-9780.2 220658	ATE Ø 57 - Halter
			←	☐; → 06/12; passend für Felgenreöße [Zoll]: 15; nur paarweise austauschen		11.9571-9781.2 220659	ATE Ø 57 - Halter
			←	☐; → 06/12; passend für Felgenreöße [Zoll]: 17		11.9576-9945.2 220931	ATE Ø 57 - Halter
			←	☐; → 06/12; passend für Felgenreöße [Zoll]: 17		11.9576-9946.2 220932	ATE Ø 57 - Halter
			←	☐; 01/06→ 06/12; passend für Felgenreöße [Zoll]: 16		11.9606-9971.2 220589	ATE Ø 60 - Halter
			←	☐; → 06/12; passend für Felgenreöße [Zoll]: 16		11.9606-9971.2 220589	ATE Ø 60 - Halter
			←	☐; → 06/12; passend für Felgenreöße [Zoll]: 16		11.9606-9972.2 220590	ATE Ø 60 - Halter
			←	☐; 01/06→ 06/12; passend für Felgenreöße [Zoll]: 16		11.9606-9972.2 220590	ATE Ø 60 - Halter
			→	☐; → 06/12; passend für Felgenreöße [Zoll]: 15		11.9387-7003.2 220567	ATE Ø 38 - Halter
			→	☐; → 06/12; passend für Felgenreöße [Zoll]: 15		11.9387-7004.2 220568	ATE Ø 38 - Halter
			→	☐; 51049407→; → 06/12; passend für Felgenreöße [Zoll]: 16		11.9387-7005.2 220569	ATE Ø 38 - Halter
			→	☐; 51049407→; → 06/12; passend für Felgenreöße [Zoll]: 16		11.9387-7006.2 220570	ATE Ø 38 - Halter
			→	☐; → 51049406; passend für Felgenreöße [Zoll]: 16		11.9407-7003.2 220835	ATE Ø 40 - Halter
			→	☐; → 51049406; passend für Felgenreöße [Zoll]: 16		11.9407-7004.2 220836	ATE Ø 40 - Halter
1,8t BioPower 2.0 t 2.0 t 2.0 t 2.0 Turbo Performance	110 120 162 177 185	01/07→02/15 01/07→02/15 01/11→02/15 05/09→02/15 04/04→02/15	←	☐; → 06/12; passend für Felgenreöße [Zoll]: 15; nur paarweise austauschen		11.9571-9781.2 220659	ATE Ø 57 - Halter
			←	☐; → 06/12; passend für Felgenreöße [Zoll]: 17		11.9576-9945.2 220931	ATE Ø 57 - Halter
			←	☐; → 06/12; passend für Felgenreöße [Zoll]: 17		11.9576-9946.2 220932	ATE Ø 57 - Halter
			←	☐; → 06/12; passend für Felgenreöße [Zoll]: 16		11.9606-9971.2 220589	ATE Ø 60 - Halter
			←	☐; → 06/12; passend für Felgenreöße [Zoll]: 16		11.9606-9972.2 220590	ATE Ø 60 - Halter
			→	☐; → 06/12; passend für Felgenreöße [Zoll]: 15		11.9387-7003.2 220567	ATE Ø 38 - Halter
			→	☐; → 06/12; passend für Felgenreöße [Zoll]: 15		11.9387-7004.2 220568	ATE Ø 38 - Halter
			→	☐; 51049407→; → 06/12; passend für Felgenreöße [Zoll]: 16		11.9387-7005.2 220569	ATE Ø 38 - Halter
			→	☐; 51049407→; → 06/12; passend für Felgenreöße [Zoll]: 16		11.9387-7006.2 220570	ATE Ø 38 - Halter








	kw				! #		
<b>SAAB - 9-3 (YS3F) 09/02→02/15</b>							
<b>Bremssattel</b>							
1,8t BioPower	110	01/07→02/15	→	→ 51049406; passend für Felgengröße [Zoll]: 16	11.9407-7003.2	220835	ATE Ø 40 - Halter
2.0 t	120	01/07→02/15					
2.0 t	162	01/11→02/15					
2.0 t	177	05/09→02/15	→	→ 51049406; passend für Felgengröße [Zoll]: 16	11.9407-7004.2	220836	ATE Ø 40 - Halter
2.0 Turbo Performance	185	04/04→02/15					
1,8t BioPower	129	05/09→02/15	←	→ 06/12; passend für Felgengröße [Zoll]: 15; nur paarweise austauschen	11.9571-9781.2	220659	ATE Ø 57 - Halter
			←	→ 06/12; passend für Felgengröße [Zoll]: 17	11.9576-9945.2	220931	ATE Ø 57 - Halter
			←	→ 06/12; passend für Felgengröße [Zoll]: 17	11.9576-9946.2	220932	ATE Ø 57 - Halter
			←	→ 06/12; passend für Felgengröße [Zoll]: 16	11.9606-9971.2	220589	ATE Ø 60 - Halter
			←	→ 06/12; passend für Felgengröße [Zoll]: 16	11.9606-9972.2	220590	ATE Ø 60 - Halter
1.8 i	90	01/04→02/15	←	51046734→; → 12/05; passend für Felgengröße [Zoll]: 16	11.9571-9779.2	220657	ATE Ø 57 - Halter
			←	51046734→; → 12/05; passend für Felgengröße [Zoll]: 16	11.9571-9780.2	220658	ATE Ø 57 - Halter
			←	03/04→ 06/12; passend für Felgengröße [Zoll]: 15; nur paarweise austauschen	11.9571-9781.2	220659	ATE Ø 57 - Halter
			←	03/04→ 06/12; passend für Felgengröße [Zoll]: 17	11.9576-9945.2	220931	ATE Ø 57 - Halter
			←	03/04→ 06/12; passend für Felgengröße [Zoll]: 17	11.9576-9946.2	220932	ATE Ø 57 - Halter
			←	01/06→ 06/12; passend für Felgengröße [Zoll]: 16	11.9606-9971.2	220589	ATE Ø 60 - Halter
			←	03/04→ 06/12; passend für Felgengröße [Zoll]: 16	11.9606-9971.2	220589	ATE Ø 60 - Halter
			←	03/04→ 06/12; passend für Felgengröße [Zoll]: 16	11.9606-9972.2	220590	ATE Ø 60 - Halter
			←	01/06→ 06/12; passend für Felgengröße [Zoll]: 16	11.9606-9972.2	220590	ATE Ø 60 - Halter
			→	03/04→ 06/12; passend für Felgengröße [Zoll]: 15	11.9387-7003.2	220567	ATE Ø 38 - Halter
			→	03/04→ 06/12; passend für Felgengröße [Zoll]: 15	11.9387-7004.2	220568	ATE Ø 38 - Halter
1.9 TiD	88	09/04→02/15	←	51046734→; → 12/05; passend für Felgengröße [Zoll]: 16	11.9571-9779.2	220657	ATE Ø 57 - Halter
1.9 TiD	110	09/04→02/15	←	51046734→; → 12/05; passend für Felgengröße [Zoll]: 16	11.9571-9780.2	220658	ATE Ø 57 - Halter
			←	→ 06/12; passend für Felgengröße [Zoll]: 15; nur paarweise austauschen	11.9571-9781.2	220659	ATE Ø 57 - Halter
			←	→ 06/12; passend für Felgengröße [Zoll]: 17	11.9576-9945.2	220931	ATE Ø 57 - Halter
			←	→ 06/12; passend für Felgengröße [Zoll]: 17	11.9576-9946.2	220932	ATE Ø 57 - Halter
			←	01/06→ 06/12; passend für Felgengröße [Zoll]: 16	11.9606-9971.2	220589	ATE Ø 60 - Halter
			←	→ 06/12; passend für Felgengröße [Zoll]: 16	11.9606-9971.2	220589	ATE Ø 60 - Halter
			←	→ 06/12; passend für Felgengröße [Zoll]: 16	11.9606-9972.2	220590	ATE Ø 60 - Halter
			←	01/06→ 06/12; passend für Felgengröße [Zoll]: 16	11.9606-9972.2	220590	ATE Ø 60 - Halter
			→	→ 06/12; passend für Felgengröße [Zoll]: 15	11.9387-7003.2	220567	ATE Ø 38 - Halter
			→	→ 06/12; passend für Felgengröße [Zoll]: 15	11.9387-7004.2	220568	ATE Ø 38 - Halter
1.9 TTiD	96	12/07→02/15	←	→ 06/12; passend für Felgengröße [Zoll]: 15; nur paarweise austauschen	11.9571-9781.2	220659	ATE Ø 57 - Halter
1.9 TTiD	118	12/07→02/15					
1.9 TTiD	132	12/07→02/15	←	→ 06/12; passend für Felgengröße [Zoll]: 17	11.9576-9945.2	220931	ATE Ø 57 - Halter
			←	→ 06/12; passend für Felgengröße [Zoll]: 17	11.9576-9946.2	220932	ATE Ø 57 - Halter
			←	→ 06/12; passend für Felgengröße [Zoll]: 16	11.9606-9971.2	220589	ATE Ø 60 - Halter
			←	→ 06/12; passend für Felgengröße [Zoll]: 16	11.9606-9972.2	220590	ATE Ø 60 - Halter










	kw			 	! #			
<b>SAAB - 9-3 (YS3F) 09/02→02/15</b>								
 <b>Bremssattel</b>								
1.9 TTiD 1.9 TTiD 1.9 TTiD	96 118 132	12/07→02/15 12/07→02/15 12/07→02/15	➔ ➔ ➔	☐; → 06/12; passend für Felgengröße [Zoll]: 15 ☐; → 06/12; passend für Felgengröße [Zoll]: 15 ☐; 51046734→; → 12/05; passend für Felgengröße [Zoll]: 16		11.9387-7003.2 11.9387-7004.2 11.9571-9779.2	220567 220568 220657	ATE Ø 38 - Halter ATE Ø 38 - Halter ATE Ø 57 - Halter
2.0 t	129	09/02→02/15	➔	☐; 51046734→; → 12/05; passend für Felgengröße [Zoll]: 16		11.9571-9780.2	220658	ATE Ø 57 - Halter
			➔	☐; 51046734→; → 12/05; passend für Felgengröße [Zoll]: 16		11.9571-9780.2	220658	ATE Ø 57 - Halter
			➔	☐; → 06/12; passend für Felgengröße [Zoll]: 15; nur paarweise austauschen		11.9571-9781.2	220659	ATE Ø 57 - Halter
			➔	☐; → 06/12; passend für Felgengröße [Zoll]: 17		11.9576-9945.2	220931	ATE Ø 57 - Halter
			➔	☐; → 06/12; passend für Felgengröße [Zoll]: 17		11.9576-9946.2	220932	ATE Ø 57 - Halter
			➔	☐; → 06/12; passend für Felgengröße [Zoll]: 16		11.9606-9971.2	220589	ATE Ø 60 - Halter
			➔	☐; 01/06→ 06/12; passend für Felgengröße [Zoll]: 16		11.9606-9971.2	220589	ATE Ø 60 - Halter
			➔	☐; → 06/12; passend für Felgengröße [Zoll]: 16		11.9606-9972.2	220590	ATE Ø 60 - Halter
			➔	☐; 01/06→ 06/12; passend für Felgengröße [Zoll]: 16		11.9606-9972.2	220590	ATE Ø 60 - Halter
			➔	☐; → 06/12; passend für Felgengröße [Zoll]: 15		11.9387-7003.2	220567	ATE Ø 38 - Halter
			➔	☐; → 06/12; passend für Felgengröße [Zoll]: 15		11.9387-7004.2	220568	ATE Ø 38 - Halter
			➔	☐; 51049407→; → 06/12; passend für Felgengröße [Zoll]: 16		11.9387-7005.2	220569	ATE Ø 38 - Halter
			➔	☐; 51049407→; → 06/12; passend für Felgengröße [Zoll]: 16		11.9387-7006.2	220570	ATE Ø 38 - Halter
			➔	☐; 09/03→; → 51049406; passend für Felgengröße [Zoll]: 16		11.9407-7003.2	220835	ATE Ø 40 - Halter
			➔	☐; → 51049406; passend für Felgengröße [Zoll]: 16		11.9407-7003.2	220835	ATE Ø 40 - Halter
			➔	☐; 09/03→; → 51049406; passend für Felgengröße [Zoll]: 16		11.9407-7004.2	220836	ATE Ø 40 - Halter
			➔	☐; → 51049406; passend für Felgengröße [Zoll]: 16		11.9407-7004.2	220836	ATE Ø 40 - Halter
2.0 t	154	09/02→02/15	➔	☐; 51046734→; → 12/05; passend für Felgengröße [Zoll]: 16		11.9571-9779.2	220657	ATE Ø 57 - Halter
			➔	☐; 51046734→; → 12/05; passend für Felgengröße [Zoll]: 16		11.9571-9780.2	220658	ATE Ø 57 - Halter
			➔	☐; → 41039807; passend für Felgengröße [Zoll]: 16		11.9606-9971.2	220589	ATE Ø 60 - Halter
			➔	☐; 01/06→ 06/12; passend für Felgengröße [Zoll]: 16		11.9606-9971.2	220589	ATE Ø 60 - Halter
			➔	☐; → 41039807; passend für Felgengröße [Zoll]: 16		11.9606-9972.2	220590	ATE Ø 60 - Halter
			➔	☐; 01/06→ 06/12; passend für Felgengröße [Zoll]: 16		11.9606-9972.2	220590	ATE Ø 60 - Halter
			➔	☐; → 06/12; passend für Felgengröße [Zoll]: 15		11.9387-7003.2	220567	ATE Ø 38 - Halter
			➔	☐; → 06/12; passend für Felgengröße [Zoll]: 15		11.9387-7004.2	220568	ATE Ø 38 - Halter
			➔	☐; 51049407→; → 06/12; passend für Felgengröße [Zoll]: 16		11.9387-7005.2	220569	ATE Ø 38 - Halter
			➔	☐; 51049407→; → 06/12; passend für Felgengröße [Zoll]: 16		11.9387-7006.2	220570	ATE Ø 38 - Halter
2.0 t BioPower 2.0 t BioPower 2.0 t Bio Power	129 145 120	01/07→02/15 06/07→02/15 01/07→02/15	➔ ➔ ➔ ➔	☐; → 06/12; passend für Felgengröße [Zoll]: 17 ☐; → 06/12; passend für Felgengröße [Zoll]: 17 ☐; → 06/12; passend für Felgengröße [Zoll]: 16 ☐; → 06/12; passend für Felgengröße [Zoll]: 16		11.9576-9945.2 11.9576-9946.2 11.9606-9971.2 11.9606-9972.2	220931 220932 220589 220590	ATE Ø 57 - Halter ATE Ø 57 - Halter ATE Ø 60 - Halter ATE Ø 60 - Halter
	↓							

	kw			 	! #			
<b>SAAB - 9-3 (YS3F) 09/02→02/15</b>								
<b> Bremssattel</b>								
2.0 t BioPower	129	01/07→02/15	➔	☐; → 06/12;		11.9387-7003.2	220567	ATE Ø 38 - Halter
2.0 t BioPower	145	06/07→02/15	➔	passend für Felgengröße [Zoll]: 15		11.9387-7004.2	220568	ATE Ø 38 - Halter
2.0 t Bio Power	120	01/07→02/15	➔	☐; → 06/12;		11.9387-7005.2	220569	ATE Ø 38 - Halter
			➔	☐; 51049407→; → 06/12;		11.9387-7006.2	220570	ATE Ø 38 - Halter
			➔	passend für Felgengröße [Zoll]: 16		11.9407-7003.2	220835	ATE Ø 40 - Halter
			➔	☐; → 51049406;		11.9407-7004.2	220836	ATE Ø 40 - Halter
			➔	passend für Felgengröße [Zoll]: 16				
2.0 t BioPower XWD	120	01/08→02/15	➔	☐; → 06/12;		11.9576-9945.2	220931	ATE Ø 57 - Halter
2.0 t BioPower XWD	154	01/08→02/15	➔	passend für Felgengröße [Zoll]: 17		11.9576-9946.2	220932	ATE Ø 57 - Halter
2.0 t BioPower XWD	162	01/08→02/15	➔	☐; → 06/12;		11.9606-9971.2	220589	ATE Ø 60 - Halter
2.0 t XWD	120	01/07→02/15	➔	passend für Felgengröße [Zoll]: 17		11.9606-9972.2	220590	ATE Ø 60 - Halter
2.0 t XWD	162	01/08→02/15	➔	☐; → 06/12;		11.9387-7005.2	220569	ATE Ø 38 - Halter
2.0 t XWD	177	05/09→02/15	➔	passend für Felgengröße [Zoll]: 16		11.9387-7006.2	220570	ATE Ø 38 - Halter
			➔	☐; → 06/12;		11.9407-7003.2	220835	ATE Ø 40 - Halter
			➔	passend für Felgengröße [Zoll]: 16		11.9407-7004.2	220836	ATE Ø 40 - Halter
			➔	☐; → 06/12;				
			➔	passend für Felgengröße [Zoll]: 16				
			➔	☐; 51049407→; → 06/12;				
			➔	passend für Felgengröße [Zoll]: 16				
			➔	☐; 51049407→; → 06/12;				
			➔	passend für Felgengröße [Zoll]: 16				
			➔	☐; → 51049406;				
			➔	passend für Felgengröße [Zoll]: 16				
			➔	☐; → 51049406;				
			➔	passend für Felgengröße [Zoll]: 16				
2.0 Turbo XWD	154	01/08→02/15	➔	☐; → 41039807;		11.9606-9971.2	220589	ATE Ø 60 - Halter
			➔	passend für Felgengröße [Zoll]: 16		11.9606-9971.2	220589	ATE Ø 60 - Halter
			➔	☐; → 06/12;		11.9606-9972.2	220590	ATE Ø 60 - Halter
			➔	passend für Felgengröße [Zoll]: 16		11.9606-9972.2	220590	ATE Ø 60 - Halter
			➔	☐; → 06/12;		11.9606-9972.2	220590	ATE Ø 60 - Halter
			➔	passend für Felgengröße [Zoll]: 16		11.9606-9972.2	220590	ATE Ø 60 - Halter
			➔	☐; → 41039807;		11.9606-9972.2	220590	ATE Ø 60 - Halter
			➔	passend für Felgengröße [Zoll]: 16		11.9387-7003.2	220567	ATE Ø 38 - Halter
			➔	☐; → 06/12;		11.9387-7004.2	220568	ATE Ø 38 - Halter
			➔	passend für Felgengröße [Zoll]: 15		11.9387-7005.2	220569	ATE Ø 38 - Halter
			➔	☐; 51049407→; → 06/12;		11.9387-7006.2	220570	ATE Ø 38 - Halter
			➔	passend für Felgengröße [Zoll]: 16		11.9407-7003.2	220835	ATE Ø 40 - Halter
			➔	☐; → 51049406;		11.9407-7004.2	220836	ATE Ø 40 - Halter
			➔	passend für Felgengröße [Zoll]: 16				
			➔	☐; → 51049406;				
			➔	passend für Felgengröße [Zoll]: 16				
2.8 Turbo V6	169	03/05→02/15	➔	☐; 04/08→ 06/12;		11.9576-9945.2	220931	ATE Ø 57 - Halter
2.8 Turbo V6	188	12/07→02/15	➔	passend für Felgengröße [Zoll]: 17		11.9576-9946.2	220932	ATE Ø 57 - Halter
			➔	☐; 04/08→ 06/12;		11.9606-9971.2	220589	ATE Ø 60 - Halter
			➔	passend für Felgengröße [Zoll]: 16		11.9606-9972.2	220590	ATE Ø 60 - Halter
			➔	☐; 04/08→ 06/12;		11.9387-7005.2	220569	ATE Ø 38 - Halter
			➔	passend für Felgengröße [Zoll]: 16		11.9387-7006.2	220570	ATE Ø 38 - Halter
			➔	☐; 04/08→ 06/12;				
			➔	passend für Felgengröße [Zoll]: 16				
			➔	☐; 04/08→ 06/12;				
			➔	passend für Felgengröße [Zoll]: 16				
2.8 Turbo V6	184	03/05→02/15	➔	☐; → 12/05;		11.9571-9779.2	220657	ATE Ø 57 - Halter
			➔	passend für Felgengröße [Zoll]: 16		11.9571-9780.2	220658	ATE Ø 57 - Halter
			➔	☐; → 12/05;		11.9576-9945.2	220931	ATE Ø 57 - Halter
			➔	passend für Felgengröße [Zoll]: 16		11.9576-9946.2	220932	ATE Ø 57 - Halter
			➔	☐; → 06/12;		11.9606-9971.2	220589	ATE Ø 60 - Halter
			➔	passend für Felgengröße [Zoll]: 17		11.9606-9972.2	220590	ATE Ø 60 - Halter
			➔	☐; → 06/12;				
			➔	passend für Felgengröße [Zoll]: 17				
			➔	☐; 01/06→ 06/12;				
			➔	passend für Felgengröße [Zoll]: 16				
			➔	☐; 01/06→ 06/12;				
			➔	passend für Felgengröße [Zoll]: 16				
















	kw			 	! #		
<b>SAAB - 9-3 (YS3F) 09/02→02/15</b>							
<b>Bremssattel</b>							
2.8 Turbo V6	184	03/05→02/15	➔	☐; → 06/12; passend für Felgengröße [Zoll]: 16	2	11.9387-7005.2 220569	ATE Ø 38 - Halter
			➔	☐; → 06/12; passend für Felgengröße [Zoll]: 16	2	11.9387-7006.2 220570	ATE Ø 38 - Halter
2.8 Turbo V6 2.8 Turbo V6 XWD	203 206	04/08→02/15 05/08→02/15	➔	☐; → 06/12; passend für Felgengröße [Zoll]: 17	2	11.9576-9945.2 220931	ATE Ø 57 - Halter
			➔	☐; → 06/12; passend für Felgengröße [Zoll]: 17	2	11.9576-9946.2 220932	ATE Ø 57 - Halter
			➔	☐; → 06/12; passend für Felgengröße [Zoll]: 16	2	11.9606-9971.2 220589	ATE Ø 60 - Halter
			➔	☐; → 06/12; passend für Felgengröße [Zoll]: 16	2	11.9606-9972.2 220590	ATE Ø 60 - Halter
			➔	☐; → 06/12; passend für Felgengröße [Zoll]: 16	2	11.9387-7005.2 220569	ATE Ø 38 - Halter
			➔	☐; → 06/12; passend für Felgengröße [Zoll]: 16	2	11.9387-7006.2 220570	ATE Ø 38 - Halter
<b>Bremssattelachssatz</b>							
2.0 t 2.0 Turbo XWD	154 154	09/02→02/15 01/08→02/15	➔	41039808→51046733; passend für Felgengröße [Zoll]: 16	2	11.0530-0004.2 220933	ATE Ø 57 - Halter
			➔	41022028→51046733; passend für Felgengröße [Zoll]: 16	2	11.0530-0004.2 220933	ATE Ø 57 - Halter
2.0 t 2.0 Turbo Performance	177 185	05/09→02/15 04/04→02/15	➔	→ 51046733; passend für Felgengröße [Zoll]: 16	2	11.0530-0004.2 220933	ATE Ø 57 - Halter
<b>Halter, Bremssattel</b>							
1,8t 1,8t BioPower 1,9 TiD 1,9 TiD 1,9 TTiD 1,9 TTiD 1,9 TTiD 2,0 t 2,0 t 2,0 t 2,0 t 2,0 t 2,0 t BioPower 2,0 t BioPower 2,0 t Bio Power 2,0 Turbo Performance 2,0 Turbo XWD 2,2 TiD	110 110 88 110 96 118 132 120 129 154 162 177 129 145 120 185 154 92	09/02→02/15 01/07→02/15 09/04→02/15 09/04→02/15 12/07→02/15 12/07→02/15 12/07→02/15 01/07→02/15 09/02→02/15 09/02→02/15 01/11→02/15 05/09→02/15 01/07→02/15 06/07→02/15 01/07→02/15 04/04→02/15 01/08→02/15 09/02→02/15	➔	→ 06/12; passend für Felgengröße [Zoll]: 15	2	11.8170-0633.1 260117	ATE
1.8 i	90	01/04→02/15	➔	03/04→ 06/12; passend für Felgengröße [Zoll]: 15	2	11.8170-0633.1 260117	ATE
<b>Feder, Bremssattel</b>							
1,8t 2,2 TiD	110 92	09/02→02/15 09/02→02/15	➔	→ 06/12; passend für Felgengröße [Zoll]: 15	2	11.8116-0295.2 390524	ATE
			➔	01/06→ 06/12	2	11.8116-0345.2 390596	ATE
			➔	→ 06/12	2	11.8116-0345.2 390596	ATE
			➔	→ 06/12	2	11.8116-0410.2 390589	ATE
			➔	51046734→; → 12/05	2	11.8116-0356.1 390586	ATE
			➔	→ 06/12; passend für Felgengröße [Zoll]: 15	2	11.8116-0356.1 390586	ATE
			➔	51049407→; → 06/12; passend für Felgengröße [Zoll]: 16	2	11.8116-0340.1 390595	ATE
			➔	→ 51049406	2	11.8116-0340.1 390595	ATE
			➔	→ 06/12; passend für Felgengröße [Zoll]: 15	2	11.8116-0340.1 390595	ATE
1,8t BioPower 2,0 t 2,0 t	110 120 162	01/07→02/15 01/07→02/15 01/11→02/15	➔	→ 06/12; passend für Felgengröße [Zoll]: 15	2	11.8116-0295.2 390524	ATE
			➔	→ 06/12	2	11.8116-0345.2 390596	ATE
			➔	→ 06/12	2	11.8116-0410.2 390589	ATE
			➔	→ 06/12; passend für Felgengröße [Zoll]: 15	2	11.8116-0356.1 390586	ATE
			➔	→ 51049406	2	11.8116-0340.1 390595	ATE
			➔	51049407→; → 06/12; passend für Felgengröße [Zoll]: 16	2	11.8116-0340.1 390595	ATE
			➔	→ 06/12; passend für Felgengröße [Zoll]: 15	2	11.8116-0340.1 390595	ATE
1,8t BioPower	129	05/09→02/15	➔	→ 06/12; passend für Felgengröße [Zoll]: 15	2	11.8116-0295.2 390524	ATE










	kw			 	! #		
<b>SAAB - 9-3 (YS3F) 09/02→02/15</b>							
<b>Feder, Bremssattel</b>							
1,8t BioPower	129	05/09→02/15	←	→ 06/12; passend für Felgengröße [Zoll]: 15	2	11.8116-0356.1 390586	ATE
			←	→ 06/12	2	11.8116-0345.2 390596 11.8116-0410.2 390589	ATE ATE
1.8 i	90	01/04→02/15	←	03/04→ 06/12; passend für Felgengröße [Zoll]: 15	2	11.8116-0295.2 390524	ATE
			←	03/04→ 06/12	2	11.8116-0345.2 390596 11.8116-0410.2 390589	ATE ATE
			←	01/06→ 06/12	2	11.8116-0345.2 390596	ATE
			←	03/04→ 06/12; passend für Felgengröße [Zoll]: 15	2	11.8116-0356.1 390586	ATE
			←	51046734→; → 12/05	2	11.8116-0356.1 390586	ATE
			→	03/04→ 06/12; passend für Felgengröße [Zoll]: 15	2	11.8116-0340.1 390595	ATE
1.9 TiD 1.9 TiD	88 110	09/04→02/15 09/04→02/15	←	→ 06/12; passend für Felgengröße [Zoll]: 15	2	11.8116-0295.2 390524	ATE
			←	→ 06/12	2	11.8116-0345.2 390596 11.8116-0410.2 390589	ATE ATE
			←	01/06→ 06/12	2	11.8116-0345.2 390596	ATE
			←	51046734→; → 12/05	2	11.8116-0356.1 390586	ATE
			←	→ 06/12; passend für Felgengröße [Zoll]: 15	2	11.8116-0356.1 390586	ATE
			→	→ 06/12; passend für Felgengröße [Zoll]: 15	2	11.8116-0340.1 390595	ATE
1.9 TTiD 1.9 TTiD 1.9 TTiD	96 118 132	12/07→02/15 12/07→02/15 12/07→02/15	←	→ 06/12; passend für Felgengröße [Zoll]: 15	2	11.8116-0295.2 390524	ATE
			←	→ 06/12	2	11.8116-0345.2 390596 11.8116-0410.2 390589	ATE ATE
			←	→ 06/12; passend für Felgengröße [Zoll]: 15	2	11.8116-0356.1 390586	ATE
			→	→ 06/12; passend für Felgengröße [Zoll]: 15	2	11.8116-0340.1 390595	ATE
2.0 t	129	09/02→02/15	←	→ 06/12; passend für Felgengröße [Zoll]: 15	2	11.8116-0295.2 390524	ATE
			←	01/06→ 06/12	2	11.8116-0345.2 390596	ATE
			←	→ 06/12	2	11.8116-0345.2 390596 11.8116-0410.2 390589	ATE ATE
			←	51046734→; → 12/05	2	11.8116-0356.1 390586	ATE
			←	→ 06/12; passend für Felgengröße [Zoll]: 15	2	11.8116-0356.1 390586	ATE
			→	51049407→; → 06/12; passend für Felgengröße [Zoll]: 16	2	11.8116-0340.1 390595	ATE
			→	09/03→; → 51049406	2	11.8116-0340.1 390595	ATE
			→	→ 51049406	2	11.8116-0340.1 390595	ATE
			→	→ 06/12; passend für Felgengröße [Zoll]: 15	2	11.8116-0340.1 390595	ATE
2.0 t	154	09/02→02/15	←	41039808→ 51046733	2	11.8116-0325.2 390461	ATE
			←	41022028→ 51046733	2	11.8116-0325.2 390461	ATE
			←	→ 41039807	2	11.8116-0345.2 390596	ATE
			←	01/06→ 06/12	2	11.8116-0345.2 390596	ATE
			←	51046734→; → 12/05	2	11.8116-0356.1 390586	ATE
			→	51049407→; → 06/12; passend für Felgengröße [Zoll]: 16	2	11.8116-0340.1 390595	ATE
			→	→ 51049406	2	11.8116-0340.1 390595	ATE
			→	→ 06/12; passend für Felgengröße [Zoll]: 15	2	11.8116-0340.1 390595	ATE
2.0 t 2.0 Turbo Performance	177 185	05/09→02/15 04/04→02/15	←	→ 06/12; passend für Felgengröße [Zoll]: 15	2	11.8116-0295.2 390524	ATE
			←	→ 51046733	2	11.8116-0325.2 390461	ATE
			←	→ 06/12	2	11.8116-0345.2 390596 11.8116-0410.2 390589	ATE ATE
			←	→ 06/12; passend für Felgengröße [Zoll]: 15	2	11.8116-0356.1 390586	ATE
			→	→ 51049406	2	11.8116-0340.1 390595	ATE
			→	→ 06/12; passend für Felgengröße [Zoll]: 15	2	11.8116-0340.1 390595	ATE








↓










	kw				! #			
<b>SAAB - 9-3 (YS3F) 09/02→02/15</b>								
<b>Feder, Bremssattel</b>								
2.0 t	177	05/09→02/15	➡	51049407→; → 06/12;	2	11.8116-0340.1	390595	ATE
2.0 Turbo Performance	185	04/04→02/15		passend für Felgengröße [Zoll]: 16				
2.0 t BioPower	129	01/07→02/15	←	→ 06/12	2	11.8116-0345.2	390596	ATE
2.0 t BioPower	145	06/07→02/15				11.8116-0410.2	390589	ATE
2.0 t Bio Power	120	01/07→02/15	➡	51049407→; → 06/12;	2	11.8116-0340.1	390595	ATE
			➡	passend für Felgengröße [Zoll]: 16				
			➡	→ 51049406	2	11.8116-0340.1	390595	ATE
			➡	→ 06/12;	2	11.8116-0340.1	390595	ATE
			➡	passend für Felgengröße [Zoll]: 15				
2.0 t BioPower XWD	120	01/08→02/15	←	→ 06/12	2	11.8116-0345.2	390596	ATE
2.0 t BioPower XWD	154	01/08→02/15				11.8116-0410.2	390589	ATE
2.0 t BioPower XWD	162	01/08→02/15						
2.0 t XWD	120	01/07→02/15	➡	→ 51049406	2	11.8116-0340.1	390595	ATE
2.0 t XWD	162	01/08→02/15	➡	51049407→; → 06/12;	2	11.8116-0340.1	390595	ATE
2.0 t XWD	177	05/09→02/15	➡	passend für Felgengröße [Zoll]: 16				
2.0 Turbo XWD	154	01/08→02/15	←	41022028→ 51046733	2	11.8116-0325.2	390461	ATE
			←	41039808→ 51046733	2	11.8116-0325.2	390461	ATE
			←	→ 06/12	2	11.8116-0345.2	390596	ATE
			←	→ 41039807	2	11.8116-0345.2	390596	ATE
			➡	→ 51049406	2	11.8116-0340.1	390595	ATE
			➡	51049407→; → 06/12;	2	11.8116-0340.1	390595	ATE
			➡	passend für Felgengröße [Zoll]: 16				
			➡	→ 06/12;	2	11.8116-0340.1	390595	ATE
			➡	passend für Felgengröße [Zoll]: 15				
2.8 Turbo V6	169	03/05→02/15	←	04/08→ 06/12	2	11.8116-0345.2	390596	ATE
2.8 Turbo V6	188	12/07→02/15				11.8116-0410.2	390589	ATE
			➡	04/08→ 06/12;	2	11.8116-0340.1	390595	ATE
			➡	passend für Felgengröße [Zoll]: 16				
2.8 Turbo V6	184	03/05→02/15	←	01/06→ 06/12	2	11.8116-0345.2	390596	ATE
			←	→ 12/05	2	11.8116-0356.1	390586	ATE
			←	→ 06/12	2	11.8116-0410.2	390589	ATE
			➡	→ 06/12;	2	11.8116-0340.1	390595	ATE
			➡	passend für Felgengröße [Zoll]: 16				
2.8 Turbo V6	203	04/08→02/15	←	→ 06/12	2	11.8116-0345.2	390596	ATE
2.8 Turbo V6 XWD	206	05/08→02/15				11.8116-0410.2	390589	ATE
			➡	→ 06/12;	2	11.8116-0340.1	390595	ATE
			➡	passend für Felgengröße [Zoll]: 16				
<b>Führungshülzensatz, Bremssattel</b>								
1,8t	110	09/02→02/15	←	01/06→ 06/12		11.0101-5407.2	260011	ATE
2.2 TiD	92	09/02→02/15	←	→ 06/12		11.0101-5407.2	260011	ATE
			←	51046734→; → 12/05		11.0101-5407.2	260011	ATE
			←	→ 06/12;		11.0101-5407.2	260011	ATE
			←	passend für Felgengröße [Zoll]: 15				
			➡	→ 51049406		11.0101-5407.2	260011	ATE
			➡	51049407→; → 06/12		11.0101-5407.2	260011	ATE
			➡	→ 06/12		11.0101-5407.2	260011	ATE
1,8t BioPower	110	01/07→02/15	←	→ 06/12		11.0101-5407.2	260011	ATE
2.0 t	120	01/07→02/15	←	→ 06/12;		11.0101-5407.2	260011	ATE
2.0 t	162	01/11→02/15	←	passend für Felgengröße [Zoll]: 15				
			➡	→ 51049406		11.0101-5407.2	260011	ATE
			➡	→ 06/12		11.0101-5407.2	260011	ATE
			➡	51049407→; → 06/12		11.0101-5407.2	260011	ATE
1,8t BioPower	129	05/09→02/15	←	→ 06/12		11.0101-5407.2	260011	ATE
			←	→ 06/12;		11.0101-5407.2	260011	ATE
			←	passend für Felgengröße [Zoll]: 15				
1.8 i	90	01/04→02/15	←	03/04→ 06/12;		11.0101-5407.2	260011	ATE
			←	passend für Felgengröße [Zoll]: 15				
			←	01/06→ 06/12		11.0101-5407.2	260011	ATE
			←	03/04→ 06/12		11.0101-5407.2	260011	ATE
			←	51046734→; → 12/05		11.0101-5407.2	260011	ATE
			➡	03/04→ 06/12		11.0101-5407.2	260011	ATE
1.9 TiD	88	09/04→02/15	←	01/06→ 06/12		11.0101-5407.2	260011	ATE
1.9 TiD	110	09/04→02/15						
↓								

	kw			 	! #		
<b>SAAB - 9-3 (YS3F) 09/02→02/15</b>							
<b>Führungshülzensatz, Bremsattel</b>							
1.9 TiD	88	09/04→02/15	←	→ 06/12		11.0101-5407.2 260011	ATE
1.9 TiD	110	09/04→02/15	←	51046734→; → 12/05		11.0101-5407.2 260011	ATE
			←	→ 06/12; passend für Felgenreöße [Zoll]: 15		11.0101-5407.2 260011	ATE
			→	→ 06/12		11.0101-5407.2 260011	ATE
1.9 TTiD	96	12/07→02/15	←	→ 06/12		11.0101-5407.2 260011	ATE
1.9 TTiD	118	12/07→02/15	←	→ 06/12; passend für Felgenreöße [Zoll]: 15		11.0101-5407.2 260011	ATE
1.9 TTiD	132	12/07→02/15	→	→ 06/12		11.0101-5407.2 260011	ATE
2.0 t	129	09/02→02/15	←	01/06→ 06/12		11.0101-5407.2 260011	ATE
			←	→ 06/12		11.0101-5407.2 260011	ATE
			←	→ 06/12; passend für Felgenreöße [Zoll]: 15		11.0101-5407.2 260011	ATE
			←	51046734→; → 12/05		11.0101-5407.2 260011	ATE
			→	09/03→; → 51049406		11.0101-5407.2 260011	ATE
			→	→ 51049406		11.0101-5407.2 260011	ATE
			→	51049407→; → 06/12		11.0101-5407.2 260011	ATE
			→	→ 06/12		11.0101-5407.2 260011	ATE
2.0 t	154	09/02→02/15	←	01/06→ 06/12		11.0101-5407.2 260011	ATE
			←	51046734→; → 12/05		11.0101-5407.2 260011	ATE
			←	→ 41039807		11.0101-5407.2 260011	ATE
			←	41039808→ 51046733		11.0101-5407.2 260011	ATE
			←	41022028→ 51046733		11.0101-5407.2 260011	ATE
			→	→ 51049406		11.0101-5407.2 260011	ATE
			→	51049407→; → 06/12		11.0101-5407.2 260011	ATE
			→	→ 06/12		11.0101-5407.2 260011	ATE
2.0 t	177	05/09→02/15	←	→ 51046733		11.0101-5407.2 260011	ATE
2.0 Turbo Performance	185	04/04→02/15	←	→ 06/12		11.0101-5407.2 260011	ATE
			←	→ 06/12; passend für Felgenreöße [Zoll]: 15		11.0101-5407.2 260011	ATE
			→	→ 51049406		11.0101-5407.2 260011	ATE
			→	51049407→; → 06/12		11.0101-5407.2 260011	ATE
			→	→ 06/12		11.0101-5407.2 260011	ATE
2.0 t BioPower	129	01/07→02/15	←	→ 06/12		11.0101-5407.2 260011	ATE
2.0 t BioPower	145	06/07→02/15	→	→ 51049406		11.0101-5407.2 260011	ATE
2.0 t Bio Power	120	01/07→02/15	→	51049407→; → 06/12		11.0101-5407.2 260011	ATE
			→	→ 06/12		11.0101-5407.2 260011	ATE
2.0 t BioPower XWD	120	01/08→02/15	←	→ 06/12		11.0101-5407.2 260011	ATE
2.0 t BioPower XWD	154	01/08→02/15	→	→ 51049406		11.0101-5407.2 260011	ATE
2.0 t BioPower XWD	162	01/08→02/15	→	→ 51049406		11.0101-5407.2 260011	ATE
2.0 t XWD	120	01/07→02/15	→	51049407→; → 06/12		11.0101-5407.2 260011	ATE
2.0 t XWD	162	01/08→02/15					
2.0 t XWD	177	05/09→02/15					
2.0 Turbo XWD	154	01/08→02/15	←	→ 41039807		11.0101-5407.2 260011	ATE
			←	→ 06/12		11.0101-5407.2 260011	ATE
			←	41039808→ 51046733		11.0101-5407.2 260011	ATE
			←	41022028→ 51046733		11.0101-5407.2 260011	ATE
			→	→ 51049406		11.0101-5407.2 260011	ATE
			→	→ 06/12		11.0101-5407.2 260011	ATE
			→	51049407→; → 06/12		11.0101-5407.2 260011	ATE
2.8 Turbo V6	169	03/05→02/15	←	04/08→ 06/12		11.0101-5407.2 260011	ATE
2.8 Turbo V6	188	12/07→02/15	→	04/08→ 06/12		11.0101-5407.2 260011	ATE
2.8 Turbo V6	184	03/05→02/15	←	01/06→ 06/12		11.0101-5407.2 260011	ATE
			←	→ 06/12		11.0101-5407.2 260011	ATE
			←	→ 12/05		11.0101-5407.2 260011	ATE
			→	→ 06/12		11.0101-5407.2 260011	ATE
2.8 Turbo V6	203	04/08→02/15	←	→ 06/12		11.0101-5407.2 260011	ATE
2.8 Turbo V6 XWD	206	05/08→02/15					
↓							

	kw			 	! #		
<b>SAAB - 9-3 (YS3F) 09/02→02/15</b>							
<b>Führungshülzensatz, Bremsattel</b>							
2.8 Turbo V6	203	04/08→02/15	➔	→ 06/12		11.0101-5407.2 260011	ATE
2.8 Turbo V6 XWD	206	05/08→02/15					
<b>Führungsbolzen, Bremsattel</b>							
1,8t	110	09/02→02/15		→ 06/12		11.8171-0008.1 990049	ATE
2.2 TiD	92	09/02→02/15		→ 51049406		11.8171-0008.1 990049	ATE
				51049407→; → 06/12		11.8171-0008.1 990049	ATE
				51046734→; → 12/05		11.8171-0008.1 990049	ATE
				→ 06/12; passend für Felgengröße [Zoll]: 15		11.8171-0008.1 990049	ATE
				01/06→ 06/12		11.8171-0008.1 990049	ATE
1,8t BioPower	110	01/07→02/15		→ 51049406		11.8171-0008.1 990049	ATE
2.0 t	120	01/07→02/15		51049407→; → 06/12		11.8171-0008.1 990049	ATE
2.0 t	162	01/11→02/15		→ 06/12; passend für Felgengröße [Zoll]: 15		11.8171-0008.1 990049	ATE
				→ 06/12		11.8171-0008.1 990049	ATE
1,8t BioPower	129	05/09→02/15		→ 06/12		11.8171-0008.1 990049	ATE
1.9 TTiD	96	12/07→02/15		→ 06/12;		11.8171-0008.1 990049	ATE
1.9 TTiD	118	12/07→02/15		passend für Felgengröße [Zoll]: 15		11.8171-0008.1 990049	ATE
1.9 TTiD	132	12/07→02/15					
1.8 i	90	01/04→02/15		01/06→ 06/12		11.8171-0008.1 990049	ATE
				03/04→ 06/12; passend für Felgengröße [Zoll]: 15		11.8171-0008.1 990049	ATE
				51046734→; → 12/05		11.8171-0008.1 990049	ATE
				03/04→ 06/12		11.8171-0008.1 990049	ATE
1.9 TiD	88	09/04→02/15		01/06→ 06/12		11.8171-0008.1 990049	ATE
1.9 TiD	110	09/04→02/15		→ 06/12		11.8171-0008.1 990049	ATE
				51046734→; → 12/05		11.8171-0008.1 990049	ATE
				→ 06/12; passend für Felgengröße [Zoll]: 15		11.8171-0008.1 990049	ATE
2.0 t	129	09/02→02/15		→ 06/12		11.8171-0008.1 990049	ATE
				→ 51049406		11.8171-0008.1 990049	ATE
				51049407→; → 06/12		11.8171-0008.1 990049	ATE
				09/03→; → 51049406		11.8171-0008.1 990049	ATE
				51046734→; → 12/05		11.8171-0008.1 990049	ATE
				→ 06/12; passend für Felgengröße [Zoll]: 15		11.8171-0008.1 990049	ATE
				01/06→ 06/12		11.8171-0008.1 990049	ATE
2.0 t	154	09/02→02/15		→ 51049406		11.8171-0008.1 990049	ATE
				→ 06/12		11.8171-0008.1 990049	ATE
				51049407→; → 06/12		11.8171-0008.1 990049	ATE
				→ 41039807		11.8171-0008.1 990049	ATE
				41022028→ 51046733		11.8171-0008.1 990049	ATE
				51046734→; → 12/05		11.8171-0008.1 990049	ATE
				01/06→ 06/12		11.8171-0008.1 990049	ATE
				41039808→ 51046733		11.8171-0008.1 990049	ATE
2.0 t	177	05/09→02/15		→ 51049406		11.8171-0008.1 990049	ATE
2.0 Turbo Performance	185	04/04→02/15		51049407→; → 06/12		11.8171-0008.1 990049	ATE
				→ 51046733		11.8171-0008.1 990049	ATE
				→ 06/12; passend für Felgengröße [Zoll]: 15		11.8171-0008.1 990049	ATE
				→ 06/12		11.8171-0008.1 990049	ATE
2.0 t BioPower	129	01/07→02/15		51049407→; → 06/12		11.8171-0008.1 990049	ATE
2.0 t BioPower	145	06/07→02/15		→ 51049406		11.8171-0008.1 990049	ATE
2.0 t Bio Power	120	01/07→02/15					
2.0 t BioPower XWD	120	01/08→02/15		→ 06/12		11.8171-0008.1 990049	ATE
2.0 t BioPower XWD	154	01/08→02/15					
2.0 t BioPower XWD	162	01/08→02/15					
2.0 t XWD	120	01/07→02/15					
2.0 t XWD	162	01/08→02/15					
2.0 t XWD	177	05/09→02/15					
2.0 Turbo XWD	154	01/08→02/15		→ 51049406		11.8171-0008.1 990049	ATE
				→ 41039807		11.8171-0008.1 990049	ATE
				51049407→; → 06/12		11.8171-0008.1 990049	ATE
				41022028→ 51046733		11.8171-0008.1 990049	ATE
				41039808→ 51046733		11.8171-0008.1 990049	ATE
				→ 06/12		11.8171-0008.1 990049	ATE
↓							



	kW			 	! #		
<b>SAAB - 9-3 (YS3F) 09/02 → 02/15</b>							
<b>Führungsbolzen, Bremsattel</b>							
2.8 Turbo V6	169	03/05 → 02/15		04/08 → 06/12		11.8171-0008.1 990049	ATE
2.8 Turbo V6	188	12/07 → 02/15					
2.8 Turbo V6	184	03/05 → 02/15		→ 06/12		11.8171-0008.1 990049	ATE
				01/06 → 06/12		11.8171-0008.1 990049	ATE
				→ 12/05		11.8171-0008.1 990049	ATE
2.8 Turbo V6	203	04/08 → 02/15		→ 06/12		11.8171-0008.1 990049	ATE
2.8 Turbo V6 XWD	206	05/08 → 02/15					
<b>Dichtungssatz, Bremsattel</b>							
1,8t	110	09/02 → 02/15	←	→ 06/12		11.0441-6008.2 250038	ATE für Kolben-Ø [mm]: 60
1.9 TiD	88	09/04 → 02/15					
1.9 TiD	110	09/04 → 02/15	←	01/06 → 06/12		11.0441-6008.2 250038	ATE für Kolben-Ø [mm]: 60
2.0 t	129	09/02 → 02/15					
2.2 TiD	92	09/02 → 02/15					
1,8t BioPower	110	01/07 → 02/15	←	→ 06/12		11.0441-6008.2 250038	ATE für Kolben-Ø [mm]: 60
1,8t BioPower	129	05/09 → 02/15					
1.9 TTiD	96	12/07 → 02/15					
1.9 TTiD	118	12/07 → 02/15					
1.9 TTiD	132	12/07 → 02/15					
2.0 t	120	01/07 → 02/15					
2.0 t	162	01/11 → 02/15					
2.0 t	177	05/09 → 02/15					
2.0 t BioPower	129	01/07 → 02/15					
2.0 t BioPower	145	06/07 → 02/15					
2.0 t Bio Power	120	01/07 → 02/15					
2.0 t BioPower XWD	120	01/08 → 02/15					
2.0 t BioPower XWD	154	01/08 → 02/15					
2.0 t BioPower XWD	162	01/08 → 02/15					
2.0 Turbo Performance	185	04/04 → 02/15					
2.0 t XWD	120	01/07 → 02/15					
2.0 t XWD	162	01/08 → 02/15					
2.0 t XWD	177	05/09 → 02/15					
2.8 Turbo V6	203	04/08 → 02/15					
2.8 Turbo V6 XWD	206	05/08 → 02/15					
1.8 i	90	01/04 → 02/15	←	01/06 → 06/12		11.0441-6008.2 250038	ATE für Kolben-Ø [mm]: 60
			←	03/04 → 06/12		11.0441-6008.2 250038	ATE für Kolben-Ø [mm]: 60
2.0 t	154	09/02 → 02/15	←	→ 41039807		11.0441-6008.2 250038	ATE für Kolben-Ø [mm]: 60
			←	01/06 → 06/12		11.0441-6008.2 250038	ATE für Kolben-Ø [mm]: 60
2.0 Turbo XWD	154	01/08 → 02/15	←	→ 06/12		11.0441-6008.2 250038	ATE für Kolben-Ø [mm]: 60
			←	→ 41039807		11.0441-6008.2 250038	ATE für Kolben-Ø [mm]: 60
2.8 Turbo V6	169	03/05 → 02/15	←	04/08 → 06/12		11.0441-6008.2 250038	ATE für Kolben-Ø [mm]: 60
2.8 Turbo V6	188	12/07 → 02/15					
2.8 Turbo V6	184	03/05 → 02/15	←	01/06 → 06/12		11.0441-6008.2 250038	ATE für Kolben-Ø [mm]: 60
<b>Bremsschlauch</b>							
1,8t	110	09/02 → 02/15	←	→ 06/12	2	83.7807-0412.3 331098	L= 412
1,8t BioPower	110	01/07 → 02/15					
1.9 TiD	88	09/04 → 02/15	→	→ 06/12	2	24.5259-0315.3 330882	L= 315
1.9 TiD	110	09/04 → 02/15					
1.9 TTiD	96	12/07 → 02/15					
1.9 TTiD	118	12/07 → 02/15					
1.9 TTiD	132	12/07 → 02/15					
2.0 t	120	01/07 → 02/15					
2.0 t	129	09/02 → 02/15					
2.0 t	154	09/02 → 02/15					
2.0 t	162	01/11 → 02/15					
2.0 t	177	05/09 → 02/15					
2.0 t BioPower	129	01/07 → 02/15					
2.0 t BioPower	145	06/07 → 02/15					
2.0 t Bio Power	120	01/07 → 02/15					
2.0 t BioPower XWD	120	01/08 → 02/15					
2.0 t BioPower XWD	154	01/08 → 02/15					
2.0 t BioPower XWD	162	01/08 → 02/15					
2.0 Turbo Performance	185	04/04 → 02/15					
2.0 Turbo XWD	154	01/08 → 02/15					
2.0 t XWD	120	01/07 → 02/15					
2.0 t XWD	162	01/08 → 02/15					
2.0 t XWD	177	05/09 → 02/15					
2.2 TiD	92	09/02 → 02/15					
2.8 Turbo V6	184	03/05 → 02/15					
2.8 Turbo V6	203	04/08 → 02/15					
2.8 Turbo V6 XWD	206	05/08 → 02/15					
1.8 i	90	01/04 → 02/15	←	03/04 → 06/12	2	83.7807-0412.3 331098	L= 412
			→	03/04 → 06/12	2	24.5259-0315.3 330882	L= 315
2.8 Turbo V6	169	03/05 → 02/15	←	04/08 → 06/12	2	83.7807-0412.3 331098	L= 412
2.8 Turbo V6	188	12/07 → 02/15					
↓							

	kW			 	! #		
<b>SAAB - 9-3 (YS3F) 09/02→02/15</b>							
 <b>Bremsschlauch</b>							
2.8 Turbo V6	169	03/05→02/15	➔	04/08→06/12	2	24.5259-0315.3	330882 L= 315
2.8 Turbo V6	188	12/07→02/15					
<b>SAAB - 9-3 Cabriolet (YS3D) 02/98→08/03</b>							
 <b>Bremssattel</b>							
2.0 i	96	02/98→08/03	←	☐; → 12/98		24.3571-1761.5	240461 ATE Ø 57 - Halter
2.0 SE Turbo	147	02/98→08/03	←	☐; → X2020000		24.3571-1761.5	240461 ATE Ø 57 - Halter
2.0 Turbo	113	10/98→08/03	←	☐; → X7020000		24.3571-1761.5	240461 ATE Ø 57 - Halter
2.0 Turbo	136	02/98→08/03	←	☐; → X7020000		24.3571-1761.5	240461 ATE Ø 57 - Halter
2.3 i	110	02/98→08/03	←	☐; → 12/98		24.3571-1762.5	240462 ATE Ø 57 - Halter
			←	☐; → X2020000		24.3571-1762.5	240462 ATE Ø 57 - Halter
			←	☐; → X7020000		24.3571-1762.5	240462 ATE Ø 57 - Halter
			←	☐; → 07/03; X7020001→		24.3571-1783.5	240751 ATE Ø 57 - Halter
			←	☐; → 07/03; X2020001→		24.3571-1783.5	240751 ATE Ø 57 - Halter
			←	☐; 01/99→07/03		24.3571-1783.5	240751 ATE Ø 57 - Halter
			←	☐; 01/99→07/03		24.3571-1784.5	240752 ATE Ø 57 - Halter
			←	☐; → 07/03; X7020001→		24.3571-1784.5	240752 ATE Ø 57 - Halter
			←	☐; → 07/03; X2020001→		24.3571-1784.5	240752 ATE Ø 57 - Halter
			➔	☐; → 07/03		13.2351-0025.2	210210 ATE Ø 35
			➔	☐; → 07/03		13.2351-0026.2	210211 ATE Ø 35
2.0 Turbo	110	01/01→08/03	←	☐; → 07/03		24.3571-1783.5	240751 ATE Ø 57 - Halter
2.0 Turbo	151	10/99→08/03	←	☐; → 07/03		24.3571-1784.5	240752 ATE Ø 57 - Halter
			➔	☐; → 07/03		13.2351-0025.2	210210 ATE Ø 35
			➔	☐; → 07/03		13.2351-0026.2	210211 ATE Ø 35
2.3	169	09/99→01/02	←	☐; 10/99→		24.3571-1783.5	240751 ATE Ø 57 - Halter
			←	☐; 10/99→		24.3571-1784.5	240752 ATE Ø 57 - Halter
2.3 Turbo	165	10/99→08/03	←	☐; → 07/03		24.3571-1783.5	240751 ATE Ø 57 - Halter
			←	☐; → 07/03		24.3571-1784.5	240752 ATE Ø 57 - Halter
<b>Feder, Bremssattel</b>							
2.0 i	96	02/98→08/03	←	→ X7020000	2	11.8116-0292.1	390521 ATE
2.0 SE Turbo	147	02/98→08/03	←	→ X2020000	2	11.8116-0292.1	390521 ATE
2.0 Turbo	113	10/98→08/03	←	→ X2020000	2	11.8116-0292.1	390521 ATE
2.0 Turbo	136	02/98→08/03	←	01/99→07/03	2	11.8116-0292.1	390521 ATE
2.3 i	110	02/98→08/03	←	→ 07/03; X7020001→	2	11.8116-0292.1	390521 ATE
			←	→ 07/03; X2020001→	2	11.8116-0292.1	390521 ATE
			←	→ 12/98	2	11.8116-0292.1	390521 ATE
2.0 Turbo	110	01/01→08/03	←	→ 07/03	2	11.8116-0292.1	390521 ATE
2.0 Turbo	151	10/99→08/03					
2.3 Turbo	165	10/99→08/03					
2.3	169	09/99→01/02	←	10/99→	2	11.8116-0292.1	390521 ATE
<b>Führungshülzensatz, Bremssattel</b>							
2.0 i	96	02/98→08/03	←	→ 07/03; X7020001→		11.0101-5407.2	260011 ATE
2.0 SE Turbo	147	02/98→08/03	←	→ 12/98		11.0101-5407.2	260011 ATE
2.0 Turbo	113	10/98→08/03	←	☐; → 12/98		11.0101-5407.2	260011 ATE
2.0 Turbo	136	02/98→08/03	←	01/99→07/03		11.0101-5407.2	260011 ATE
2.3 i	110	02/98→08/03	←	→ X7020000		11.0101-5407.2	260011 ATE
			←	→ 07/03; X2020001→		11.0101-5407.2	260011 ATE
			←	→ X2020000		11.0101-5407.2	260011 ATE
2.0 Turbo	110	01/01→08/03	←	→ 07/03		11.0101-5407.2	260011 ATE
2.0 Turbo	151	10/99→08/03					
2.3 Turbo	165	10/99→08/03					
2.3	169	09/99→01/02	←	10/99→		11.0101-5407.2	260011 ATE
<b>Führungsbolzen, Bremssattel</b>							
2.0 i	96	02/98→08/03		→ X7020000		11.8171-0008.1	990049 ATE
2.0 SE Turbo	147	02/98→08/03		→ 07/03; X7020001→		11.8171-0008.1	990049 ATE
2.0 Turbo	113	10/98→08/03		→ 07/03; X7020001→		11.8171-0008.1	990049 ATE
2.0 Turbo	136	02/98→08/03		01/99→07/03		11.8171-0008.1	990049 ATE
2.3 i	110	02/98→08/03		→ X2020000		11.8171-0008.1	990049 ATE
				→ 07/03; X2020001→		11.8171-0008.1	990049 ATE
↓							



**SAAB - 9-3 Cabriolet (YS3D) 02/98→08/03**

**Führungsbolzen, Bremsattel**

2.0 i	96	02/98→08/03	→ 12/98		11.8171-0008.1	990049	ATE
2.0 SE Turbo	147	02/98→08/03					
2.0 Turbo	113	10/98→08/03					
2.0 Turbo	136	02/98→08/03					
2.3 i	110	02/98→08/03					
2.0 Turbo	110	01/01→08/03	→ 07/03		11.8171-0008.1	990049	ATE
2.0 Turbo	151	10/99→08/03					
2.3 Turbo	165	10/99→08/03					
2.3	169	09/99→01/02	10/99→		11.8171-0008.1	990049	ATE

**Dichtungssatz, Bremsattel**

2.0 i	96	02/98→08/03	← 01/99→ 07/03		11.0441-5704.2	250034	ATE
2.0 SE Turbo	147	02/98→08/03	← → 07/03; X7020001→		11.0441-5704.2	250034	ATE
2.0 Turbo	113	10/98→08/03	← → 07/03; X2020001→		11.0441-5704.2	250034	ATE
2.0 Turbo	136	02/98→08/03	→ 07/03		13.0441-3506.2	250052	ATE
2.3 i	110	02/98→08/03	→ 07/03		13.0441-3506.2	250052	ATE
2.0 Turbo	110	01/01→08/03	← → 07/03		11.0441-5704.2	250034	ATE
2.0 Turbo	151	10/99→08/03	→ 07/03		13.0441-3506.2	250052	ATE
2.3	169	09/99→01/02	← 10/99→		11.0441-5704.2	250034	ATE
2.3 Turbo	165	10/99→08/03	← → 07/03		11.0441-5704.2	250034	ATE









**Bremsschlauch**

2.0 i	96	02/98→08/03	← → 07/03	2	24.5298-0322.3	331314	L= 322
2.0 SE Turbo	147	02/98→08/03	→ 07/03		24.5117-0195.3	330565	L= 198
2.0 Turbo	110	01/01→08/03	→ 07/03		24.5117-0205.3	330669	L= 205
2.0 Turbo	113	10/98→08/03	→ 07/03				
2.0 Turbo	136	02/98→08/03					
2.0 Turbo	151	10/99→08/03					
2.3 i	110	02/98→08/03					
2.3 Turbo	165	10/99→08/03					
2.3	169	09/99→01/02	← 10/99→	2	24.5298-0322.3	331314	L= 322
			→ 10/99→		24.5117-0195.3	330565	L= 198
			→ 10/99→		24.5117-0205.3	330669	L= 205








**SAAB - 9-3 Cabriolet (YS3F) 08/03→02/15**

**Bremssattel**








1.8t	110	08/03→02/15	← □; 51046734→; → 06/12; passend für Felgengröße [Zoll]: 16		11.9571-9779.2	220657	ATE Ø 57 - Halter
1.8t BioPower	110	01/07→02/15	← □; 51046734→; → 06/12; passend für Felgengröße [Zoll]: 16		11.9571-9780.2	220658	ATE Ø 57 - Halter
1.8 i	90	01/04→02/15	← □; 51046734→; → 06/12; passend für Felgengröße [Zoll]: 16		11.9571-9780.2	220658	ATE Ø 57 - Halter
2.0 t BioPower	120	01/11→02/15	← □; → 06/12; passend für Felgengröße [Zoll]: 15; nur paarweise austauschen		11.9571-9781.2	220659	ATE Ø 57 - Halter
2.0 t BioPower	129	01/07→02/15	← □; → 06/12; passend für Felgengröße [Zoll]: 17		11.9576-9945.2	220931	ATE Ø 57 - Halter
2.0 t BioPower	162	01/11→02/15	← □; → 06/12; passend für Felgengröße [Zoll]: 17		11.9576-9946.2	220932	ATE Ø 57 - Halter
			→ □; → 06/12		11.9387-7003.2	220567	ATE Ø 38 - Halter
			→ □; → 06/12		11.9387-7004.2	220568	ATE Ø 38 - Halter
1.8t BioPower	129	01/07→02/15	← □; 51046734→; → 06/12; passend für Felgengröße [Zoll]: 16		11.9571-9779.2	220657	ATE Ø 57 - Halter
2.0 t BioPower	147	06/07→02/15	← □; 51046734→; → 06/12; passend für Felgengröße [Zoll]: 16		11.9571-9780.2	220658	ATE Ø 57 - Halter
			← □; 07/07→ 06/12; passend für Felgengröße [Zoll]: 15; nur paarweise austauschen		11.9571-9781.2	220659	ATE Ø 57 - Halter
			← □; 07/07→ 06/12; passend für Felgengröße [Zoll]: 17		11.9576-9945.2	220931	ATE Ø 57 - Halter
			← □; 07/07→ 06/12; passend für Felgengröße [Zoll]: 17		11.9576-9946.2	220932	ATE Ø 57 - Halter
			→ □; 07/07→ 06/12		11.9387-7003.2	220567	ATE Ø 38 - Halter
			→ □; 07/07→ 06/12		11.9387-7004.2	220568	ATE Ø 38 - Halter
1.9 TiD	88	09/04→02/15	← □; → 06/12; passend für Felgengröße [Zoll]: 16		11.9571-9779.2	220657	ATE Ø 57 - Halter
1.9 TiD	110	01/06→02/15	← □; → 06/12; passend für Felgengröße [Zoll]: 16		11.9571-9780.2	220658	ATE Ø 57 - Halter
1.9 TTiD	96	12/07→02/15	← □; → 06/12; passend für Felgengröße [Zoll]: 16		11.9571-9780.2	220658	ATE Ø 57 - Halter
1.9 TTiD	118	12/07→02/15	← □; → 06/12; passend für Felgengröße [Zoll]: 16		11.9571-9781.2	220659	ATE Ø 57 - Halter
1.9 TTiD	132	12/07→02/15	← □; → 06/12; passend für Felgengröße [Zoll]: 15; nur paarweise austauschen		11.9571-9781.2	220659	ATE Ø 57 - Halter








	kw			 	! #		
<b>SAAB - 9-3 Cabriolet (YS3F) 08/03→02/15</b>							
<b> Bremsattel</b>							
1.9 TiD	88	09/04→02/15	←	☐; → 06/12; passend für Felgengröße [Zoll]: 17		11.9576-9945.2 220931	ATE Ø 57 - Halter
1.9 TiD	110	01/06→02/15					
1.9 TTiD	96	12/07→02/15	←	☐; → 06/12; passend für Felgengröße [Zoll]: 17		11.9576-9946.2 220932	ATE Ø 57 - Halter
1.9 TTiD	118	12/07→02/15					
1.9 TTiD	132	12/07→02/15	→	☐; → 06/12		11.9387-7003.2 220567	ATE Ø 38 - Halter
			→	☐; → 06/12		11.9387-7004.2 220568	ATE Ø 38 - Halter
2.0	143	04/06→09/07	←	☐; 51046734→; passend für Felgengröße [Zoll]: 16		11.9571-9779.2 220657	ATE Ø 57 - Halter
			←	☐; 51046734→; passend für Felgengröße [Zoll]: 16		11.9571-9780.2 220658	ATE Ø 57 - Halter
			←	☐; passend für Felgengröße [Zoll]: 15; nur paarweise austauschen		11.9571-9781.2 220659	ATE Ø 57 - Halter
			←	☐; passend für Felgengröße [Zoll]: 17		11.9576-9945.2 220931	ATE Ø 57 - Halter
			←	☐; passend für Felgengröße [Zoll]: 17		11.9576-9946.2 220932	ATE Ø 57 - Halter
			→	☐		11.9387-7003.2 220567	ATE Ø 38 - Halter
			→	☐		11.9387-7004.2 220568	ATE Ø 38 - Halter
2.0 t	120	01/11→02/15	←	☐; 51046734→; → 06/12; passend für Felgengröße [Zoll]: 16		11.9571-9779.2 220657	ATE Ø 57 - Halter
2.0 t	162	01/11→02/15	←	☐; 51046734→; → 06/12; passend für Felgengröße [Zoll]: 16		11.9571-9780.2 220658	ATE Ø 57 - Halter
			←	☐; → 06/12; passend für Felgengröße [Zoll]: 15; nur paarweise austauschen		11.9571-9781.2 220659	ATE Ø 57 - Halter
			←	☐; → 06/12; passend für Felgengröße [Zoll]: 17		11.9576-9945.2 220931	ATE Ø 57 - Halter
			←	☐; → 06/12; passend für Felgengröße [Zoll]: 17		11.9576-9946.2 220932	ATE Ø 57 - Halter
2.0 t	129	08/03→02/15	←	☐; 51046734→; → 06/12; passend für Felgengröße [Zoll]: 16		11.9571-9779.2 220657	ATE Ø 57 - Halter
			←	☐; 51046734→; → 06/12; passend für Felgengröße [Zoll]: 16		11.9571-9780.2 220658	ATE Ø 57 - Halter
			←	☐; → 06/12; passend für Felgengröße [Zoll]: 15; nur paarweise austauschen		11.9571-9781.2 220659	ATE Ø 57 - Halter
			←	☐; → 06/12; passend für Felgengröße [Zoll]: 17		11.9576-9945.2 220931	ATE Ø 57 - Halter
			←	☐; → 06/12; passend für Felgengröße [Zoll]: 17		11.9576-9946.2 220932	ATE Ø 57 - Halter
			→	☐; → 06/12		11.9387-7003.2 220567	ATE Ø 38 - Halter
			→	☐; → 06/12		11.9387-7004.2 220568	ATE Ø 38 - Halter
			→	☐; 51049407→; → 06/12		11.9387-7005.2 220569	ATE Ø 38 - Halter
			→	☐; 51049407→; → 06/12		11.9387-7006.2 220570	ATE Ø 38 - Halter
			→	☐; → 51049406		11.9407-7003.2 220835	ATE Ø 40 - Halter
			→	☐; → 51049406		11.9407-7004.2 220836	ATE Ø 40 - Halter
2.0 t	154	08/03→02/15	←	☐; 51046734→; → 06/12; passend für Felgengröße [Zoll]: 16		11.9571-9779.2 220657	ATE Ø 57 - Halter
			←	☐; 51046734→; → 06/12; passend für Felgengröße [Zoll]: 16		11.9571-9780.2 220658	ATE Ø 57 - Halter
			←	☐; → 06/12; passend für Felgengröße [Zoll]: 15; nur paarweise austauschen		11.9571-9781.2 220659	ATE Ø 57 - Halter
			←	☐; → 06/12; passend für Felgengröße [Zoll]: 17		11.9576-9945.2 220931	ATE Ø 57 - Halter
			←	☐; → 06/12; passend für Felgengröße [Zoll]: 17		11.9576-9946.2 220932	ATE Ø 57 - Halter
			←	☐; → 41022027; + 16" plus Rad		11.9606-9971.2 220589	ATE Ø 60 - Halter
			←	☐; → 41022027; + 16" plus Rad		11.9606-9972.2 220590	ATE Ø 60 - Halter
			→	☐; 51049407→; → 06/12		11.9387-7005.2 220569	ATE Ø 38 - Halter
			→	☐; 51049407→; → 06/12		11.9387-7006.2 220570	ATE Ø 38 - Halter
			→	☐; → 51049406		11.9407-7003.2 220835	ATE Ø 40 - Halter
			→	☐; → 51049406		11.9407-7004.2 220836	ATE Ø 40 - Halter
2.8 Turbo V6	169	02/06→02/15	←	☐; 06/08→ 06/12; passend für Felgengröße [Zoll]: 17		11.9576-9945.2 220931	ATE Ø 57 - Halter
			←	☐; 06/08→ 06/12; passend für Felgengröße [Zoll]: 17		11.9576-9946.2 220932	ATE Ø 57 - Halter
			←	☐; 06/08→ 06/12; + 16" plus Rad		11.9606-9971.2 220589	ATE Ø 60 - Halter

















	kw			 	! #						
<b>SAAB - 9-3 Cabriolet (YS3F) 08/03→02/15</b>											
<b>Bremssattel</b>											
2.8 Turbo V6	169	02/06→02/15	←	☐; 06/08→06/12; + 16" plus Rad	2	11.9606-9972.2 220590	ATE Ø 60 - Halter				
			→	☐; 06/08→06/12			11.9387-7005.2 220569	ATE Ø 38 - Halter			
			→	☐; 06/08→06/12			11.9387-7006.2 220570	ATE Ø 38 - Halter			
2.8 Turbo V6 2.8 Turbo V6 2.8 Turbo V6 2.8 Turbo V6	184 188 203 206	02/06→02/15 12/07→02/15 02/09→02/15 02/09→02/15	←	☐; → 06/12; passend für Felgengröße [Zoll]: 17	2	11.9576-9945.2 220931	ATE Ø 57 - Halter				
			←	☐; → 06/12; passend für Felgengröße [Zoll]: 17			11.9576-9946.2 220932	ATE Ø 57 - Halter			
			←	☐; → 06/12; + 16" plus Rad			11.9606-9971.2 220589	ATE Ø 60 - Halter			
			←	☐; → 06/12; + 16" plus Rad			11.9606-9972.2 220590	ATE Ø 60 - Halter			
			→	☐; → 06/12			11.9387-7005.2 220569	ATE Ø 38 - Halter			
			→	☐; → 06/12			11.9387-7006.2 220570	ATE Ø 38 - Halter			
			→	☐; → 06/12			11.9387-7006.2 220570	ATE Ø 38 - Halter			
<b>Bremssattelachssatz</b>											
1,8t 1,8t BioPower 1.8 i 2.0 2.0 t 2.0 t 2.0 t 2.0 t BioPower 2.0 t BioPower 2.0 t BioPower	110 110 90 143 120 129 162 120 129 162	08/03→02/15 01/07→02/15 01/04→02/15 04/06→09/07 01/11→02/15 08/03→02/15 01/11→02/15 01/11→02/15 01/07→02/15 01/11→02/15	←	→ 51046733; passend für Felgengröße [Zoll]: 16	2	11.0530-0004.2 220933	ATE Ø 57 - Halter				
			←					07/07→; → 51046733; passend für Felgengröße [Zoll]: 16	2	11.0530-0004.2 220933	ATE Ø 57 - Halter
			←					41022028→ 51046733; passend für Felgengröße [Zoll]: 16	2	11.0530-0004.2 220933	ATE Ø 57 - Halter
			←					→ 51046733; passend für Felgengröße [Zoll]: 16	2	11.0530-0004.2 220933	ATE Ø 57 - Halter
			←					→ 51046733; passend für Felgengröße [Zoll]: 16	2	11.0530-0004.2 220933	ATE Ø 57 - Halter
			←					→ 51046733; passend für Felgengröße [Zoll]: 16	2	11.0530-0004.2 220933	ATE Ø 57 - Halter
			←					→ 51046733; passend für Felgengröße [Zoll]: 16	2	11.0530-0004.2 220933	ATE Ø 57 - Halter
			←					→ 51046733; passend für Felgengröße [Zoll]: 16	2	11.0530-0004.2 220933	ATE Ø 57 - Halter
			←					→ 51046733; passend für Felgengröße [Zoll]: 16	2	11.0530-0004.2 220933	ATE Ø 57 - Halter
			←					→ 51046733; passend für Felgengröße [Zoll]: 16	2	11.0530-0004.2 220933	ATE Ø 57 - Halter
<b>Halter, Bremssattel</b>											
1,8t 1,8t BioPower 1.8 i 1.9 TiD 1.9 TiD 1.9 TTiD 1.9 TTiD 1.9 TTiD 2.0 t 2.0 t BioPower 2.0 t BioPower 2.0 t BioPower	110 110 90 88 110 96 118 132 129 120 129 162	08/03→02/15 01/07→02/15 01/04→02/15 09/04→02/15 01/06→02/15 12/07→02/15 12/07→02/15 12/07→02/15 08/03→02/15 01/11→02/15 01/07→02/15 01/11→02/15	→	→ 06/12	2	11.8170-0633.1 260117	ATE				
			→	07/07→ 06/12				2	11.8170-0633.1 260117	ATE	
			→	07/07→ 06/12				2	11.8170-0633.1 260117	ATE	
			→	07/07→ 06/12				2	11.8170-0633.1 260117	ATE	
			→	07/07→ 06/12				2	11.8170-0633.1 260117	ATE	
			→	07/07→ 06/12				2	11.8170-0633.1 260117	ATE	
			→	07/07→ 06/12				2	11.8170-0633.1 260117	ATE	
			→	07/07→ 06/12				2	11.8170-0633.1 260117	ATE	
			→	07/07→ 06/12				2	11.8170-0633.1 260117	ATE	
			→	07/07→ 06/12				2	11.8170-0633.1 260117	ATE	
			→	07/07→ 06/12				2	11.8170-0633.1 260117	ATE	
			→	07/07→ 06/12				2	11.8170-0633.1 260117	ATE	
			→	07/07→ 06/12				2	11.8170-0633.1 260117	ATE	
<b>Feder, Bremssattel</b>											
1,8t 1,8t BioPower 2.0 t BioPower 2.0 t BioPower 2.0 t BioPower	110 110 120 129 162	08/03→02/15 01/07→02/15 01/11→02/15 01/07→02/15 01/11→02/15	→	→ 06/12; passend für Felgengröße [Zoll]: 15	2	11.8116-0295.2 390524	ATE				
			→	→ 06/12				2	11.8116-0410.2 390589	ATE	
			←	→ 51046733				2	11.8116-0325.2 390461	ATE	
			←	51046734→; → 06/12				2	11.8116-0356.1 390586	ATE	
			←	→ 06/12; passend für Felgengröße [Zoll]: 15				2	11.8116-0356.1 390586	ATE	
			→	→ 06/12				2	11.8116-0340.1 390595	ATE	
			←	07/07→ 06/12; passend für Felgengröße [Zoll]: 15				2	11.8116-0295.2 390524	ATE	
			←	07/07→ 06/12				2	11.8116-0410.2 390589	ATE	
			←	07/07→; → 51046733				2	11.8116-0325.2 390461	ATE	
			←	51046734→; → 06/12				2	11.8116-0356.1 390586	ATE	
1,8t BioPower 2.0 t BioPower	129 147	01/07→02/15 06/07→02/15	←	07/07→ 06/12; passend für Felgengröße [Zoll]: 15	2	11.8116-0295.2 390524	ATE				
			←	07/07→ 06/12				2	11.8116-0410.2 390589	ATE	
			←	07/07→; → 51046733				2	11.8116-0325.2 390461	ATE	
			←	51046734→; → 06/12				2	11.8116-0356.1 390586	ATE	
			←	07/07→ 06/12; passend für Felgengröße [Zoll]: 15				2	11.8116-0356.1 390586	ATE	
			→	07/07→ 06/12				2	11.8116-0340.1 390595	ATE	
			→	07/07→ 06/12				2	11.8116-0340.1 390595	ATE	
1.8 i	90	01/04→02/15	→	→ 06/12; passend für Felgengröße [Zoll]: 15	2	11.8116-0295.2 390524	ATE				
			→	→ 06/12				2	11.8116-0410.2 390589	ATE	
			←	→ 51046733				2	11.8116-0325.2 390461	ATE	
			←	→ 06/12; passend für Felgengröße [Zoll]: 15				2	11.8116-0356.1 390586	ATE	
			←	→ 06/12; passend für Felgengröße [Zoll]: 15				2	11.8116-0356.1 390586	ATE	

















	kw			 	! #		
<b>SAAB - 9-3 Cabriolet (YS3F) 08/03→02/15</b>							
<b>Feder, Bremssattel</b>							
1.8 i	90	01/04→02/15	←	51046734→; → 06/12	2	11.8116-0356.1 390586	ATE
			→	→ 06/12	2	11.8116-0340.1 390595	ATE
1.9 TiD	88	09/04→02/15		→ 06/12; passend für Felgengröße [Zoll]: 15	2	11.8116-0295.2 390524	ATE
				→ 06/12	2	11.8116-0410.2 390589	ATE
			←	→ 06/12	2	11.8116-0356.1 390586	ATE
			←	→ 06/12; passend für Felgengröße [Zoll]: 15	2	11.8116-0356.1 390586	ATE
			→	→ 06/12	2	11.8116-0340.1 390595	ATE
1.9 TiD 1.9 TTiD 1.9 TTiD 1.9 TTiD	110 96 118 132	01/06→02/15 12/07→02/15 12/07→02/15 12/07→02/15		→ 06/12; passend für Felgengröße [Zoll]: 15	2	11.8116-0295.2 390524	ATE
				→ 06/12	2	11.8116-0410.2 390589	ATE
			←	→ 06/12; passend für Felgengröße [Zoll]: 15	2	11.8116-0356.1 390586	ATE
			←	→ 06/12	2	11.8116-0356.1 390586	ATE
			→	→ 06/12	2	11.8116-0340.1 390595	ATE
2.0	143	04/06→09/07		passend für Felgengröße [Zoll]: 15	2	11.8116-0295.2 390524	ATE
					2	11.8116-0410.2 390589	ATE
			←	→ 51046733	2	11.8116-0325.2 390461	ATE
			←	passend für Felgengröße [Zoll]: 15	2	11.8116-0356.1 390586	ATE
			←	51046734→	2	11.8116-0356.1 390586	ATE
			→		2	11.8116-0340.1 390595	ATE
2.0 t 2.0 t	120 162	01/11→02/15 01/11→02/15		→ 06/12; passend für Felgengröße [Zoll]: 15	2	11.8116-0295.2 390524	ATE
				→ 06/12	2	11.8116-0410.2 390589	ATE
			←	→ 51046733	2	11.8116-0325.2 390461	ATE
			←	51046734→; → 06/12	2	11.8116-0356.1 390586	ATE
			←	→ 06/12; passend für Felgengröße [Zoll]: 15	2	11.8116-0356.1 390586	ATE
2.0 t	129	08/03→02/15		→ 06/12; passend für Felgengröße [Zoll]: 15	2	11.8116-0295.2 390524	ATE
				→ 06/12; passend für Felgengröße [Zoll]: 15	2	11.8116-0295.2 390524	ATE
				→ 06/12	2	11.8116-0410.2 390589	ATE
			←	→ 51046733	2	11.8116-0325.2 390461	ATE
			←	51046734→; → 06/12	2	11.8116-0356.1 390586	ATE
			←	→ 06/12; passend für Felgengröße [Zoll]: 15	2	11.8116-0356.1 390586	ATE
			←	→ 06/12; passend für Felgengröße [Zoll]: 15	2	11.8116-0356.1 390586	ATE
			→	→ 51049406	2	11.8116-0340.1 390595	ATE
			→	51049407→; → 06/12	2	11.8116-0340.1 390595	ATE
			→	→ 06/12	2	11.8116-0340.1 390595	ATE
2.0 t	154	08/03→02/15		→ 06/12; passend für Felgengröße [Zoll]: 15	2	11.8116-0295.2 390524	ATE
				→ 06/12	2	11.8116-0410.2 390589	ATE
			←	41022028→ 51046733	2	11.8116-0325.2 390461	ATE
			←	→ 51046733	2	11.8116-0325.2 390461	ATE
			←	→ 41022027	2	11.8116-0345.2 390596	ATE
			←	51046734→; → 06/12	2	11.8116-0356.1 390586	ATE
			←	→ 06/12; passend für Felgengröße [Zoll]: 15	2	11.8116-0356.1 390586	ATE
			→	→ 51049406	2	11.8116-0340.1 390595	ATE
			→	51049407→; → 06/12	2	11.8116-0340.1 390595	ATE
2.8 Turbo V6	169	02/06→02/15		06/08→ 06/12	2	11.8116-0410.2 390589	ATE
			←	06/08→ 06/12	2	11.8116-0345.2 390596	ATE
			→	06/08→ 06/12	2	11.8116-0340.1 390595	ATE
2.8 Turbo V6 2.8 Turbo V6 2.8 Turbo V6 2.8 Turbo V6	184 188 203 206	02/06→02/15 12/07→02/15 02/09→02/15 02/09→02/15		→ 06/12	2	11.8116-0410.2 390589	ATE
			←	→ 06/12	2	11.8116-0345.2 390596	ATE
			→	→ 06/12	2	11.8116-0340.1 390595	ATE
↓							








	kw			 	! #		
<b>SAAB - 9-3 Cabriolet (YS3F) 08/03→02/15</b>							
<b>Führungshülzensatz, Bremsattel</b>							
1,8t	110	08/03→02/15	←	→ 51046733		11.0101-5407.2 260011	ATE
1,8t BioPower	110	01/07→02/15	←	→ 06/12		11.0101-5407.2 260011	ATE
1.8 i	90	01/04→02/15	←			11.0101-5407.2 260011	ATE
2.0 t BioPower	120	01/11→02/15	←	→ 06/12;		11.0101-5407.2 260011	ATE
2.0 t BioPower	129	01/07→02/15	←	passend für Felgengröße [Zoll]: 15			
2.0 t BioPower	162	01/11→02/15	←	51046734→; → 06/12		11.0101-5407.2 260011	ATE
			→	→ 06/12		11.0101-5407.2 260011	ATE
1,8t BioPower	129	01/07→02/15	←	07/07→ 06/12		11.0101-5407.2 260011	ATE
2.0 t BioPower	147	06/07→02/15	←	51046734→; → 06/12		11.0101-5407.2 260011	ATE
			←	07/07→ 06/12;		11.0101-5407.2 260011	ATE
			←	passend für Felgengröße [Zoll]: 15			
			←	07/07→; → 51046733		11.0101-5407.2 260011	ATE
			→	07/07→ 06/12		11.0101-5407.2 260011	ATE
1.9 TiD	88	09/04→02/15	←	→ 06/12		11.0101-5407.2 260011	ATE
1.9 TiD	110	01/06→02/15	←			11.0101-5407.2 260011	ATE
1.9 TTiD	96	12/07→02/15	←	→ 06/12;		11.0101-5407.2 260011	ATE
1.9 TTiD	118	12/07→02/15	←	passend für Felgengröße [Zoll]: 15			
1.9 TTiD	132	12/07→02/15	→	→ 06/12		11.0101-5407.2 260011	ATE
2.0	143	04/06→09/07	←			11.0101-5407.2 260011	ATE
			←	51046734→		11.0101-5407.2 260011	ATE
			←	passend für Felgengröße [Zoll]: 15		11.0101-5407.2 260011	ATE
			←	→ 51046733		11.0101-5407.2 260011	ATE
			→			11.0101-5407.2 260011	ATE
2.0 t	120	01/11→02/15	←	→ 51046733		11.0101-5407.2 260011	ATE
2.0 t	162	01/11→02/15	←	→ 06/12		11.0101-5407.2 260011	ATE
			←	→ 06/12;		11.0101-5407.2 260011	ATE
			←	passend für Felgengröße [Zoll]: 15			
			←	51046734→; → 06/12		11.0101-5407.2 260011	ATE
2.0 t	129	08/03→02/15	←	→ 51046733		11.0101-5407.2 260011	ATE
			←	→ 06/12		11.0101-5407.2 260011	ATE
			←	→ 06/12;		11.0101-5407.2 260011	ATE
			←	passend für Felgengröße [Zoll]: 15			
			←	51046734→; → 06/12		11.0101-5407.2 260011	ATE
			→	→ 51049406		11.0101-5407.2 260011	ATE
			→	→ 06/12		11.0101-5407.2 260011	ATE
			→	51049407→; → 06/12		11.0101-5407.2 260011	ATE
2.0 t	154	08/03→02/15	←	→ 51046733		11.0101-5407.2 260011	ATE
			←	→ 41022027		11.0101-5407.2 260011	ATE
			←	→ 06/12		11.0101-5407.2 260011	ATE
			←	→ 06/12;		11.0101-5407.2 260011	ATE
			←	passend für Felgengröße [Zoll]: 15			
			←	51046734→; → 06/12		11.0101-5407.2 260011	ATE
			←	41022028→ 51046733		11.0101-5407.2 260011	ATE
			→	→ 51049406		11.0101-5407.2 260011	ATE
			→	51049407→; → 06/12		11.0101-5407.2 260011	ATE
2.8 Turbo V6	169	02/06→02/15	←	06/08→ 06/12		11.0101-5407.2 260011	ATE
			→	06/08→ 06/12		11.0101-5407.2 260011	ATE
2.8 Turbo V6	184	02/06→02/15	←	→ 06/12		11.0101-5407.2 260011	ATE
2.8 Turbo V6	188	12/07→02/15	→	→ 06/12		11.0101-5407.2 260011	ATE
2.8 Turbo V6	203	02/09→02/15	→	→ 06/12		11.0101-5407.2 260011	ATE
2.8 Turbo V6	206	02/09→02/15	→	→ 06/12		11.0101-5407.2 260011	ATE
<b>Führungsbolzen, Bremsattel</b>							
1,8t	110	08/03→02/15		→ 51046733		11.8171-0008.1 990049	ATE
1,8t BioPower	110	01/07→02/15		51046734→; → 06/12		11.8171-0008.1 990049	ATE
1.8 i	90	01/04→02/15				11.8171-0008.1 990049	ATE
2.0 t	120	01/11→02/15		→ 06/12;		11.8171-0008.1 990049	ATE
2.0 t	162	01/11→02/15		passend für Felgengröße [Zoll]: 15			
2.0 t BioPower	120	01/11→02/15		→ 06/12		11.8171-0008.1 990049	ATE
2.0 t BioPower	129	01/07→02/15					
2.0 t BioPower	162	01/11→02/15					
1,8t BioPower	129	01/07→02/15		07/07→ 06/12		11.8171-0008.1 990049	ATE
2.0 t BioPower	147	06/07→02/15		51046734→; → 06/12		11.8171-0008.1 990049	ATE
↓							

	kW			 	! #		
<b>SAAB - 9-3 Cabriolet (YS3F) 08/03→02/15</b>							
<b>Führungsbolzen, Bremsattel</b>							
1,8t BioPower 2.0 t BioPower	129 147	01/07→02/15 06/07→02/15		07/07→ 06/12; passend für Felgenreöße [Zoll]: 15		11.8171-0008.1 990049	ATE
				07/07→; → 51046733		11.8171-0008.1 990049	ATE
1.9 TiD	88	09/04→02/15		→ 06/12		11.8171-0008.1 990049	ATE
1.9 TiD	110	01/06→02/15		→ 06/12;		11.8171-0008.1 990049	ATE
1.9 TTiD	96	12/07→02/15		passend für Felgenreöße [Zoll]: 15			
1.9 TTiD	118	12/07→02/15					
1.9 TTiD	132	12/07→02/15					
2.0	143	04/06→09/07		51046734→		11.8171-0008.1 990049	ATE
				→ 51046733		11.8171-0008.1 990049	ATE
						11.8171-0008.1 990049	ATE
				passend für Felgenreöße [Zoll]: 15		11.8171-0008.1 990049	ATE
2.0 t	129	08/03→02/15		→ 51049406		11.8171-0008.1 990049	ATE
				51049407→; → 06/12		11.8171-0008.1 990049	ATE
				51046734→; → 06/12		11.8171-0008.1 990049	ATE
				→ 06/12;		11.8171-0008.1 990049	ATE
				passend für Felgenreöße [Zoll]: 15			
				→ 06/12		11.8171-0008.1 990049	ATE
				→ 51046733		11.8171-0008.1 990049	ATE
2.0 t	154	08/03→02/15		→ 51049406		11.8171-0008.1 990049	ATE
				→ 51046733		11.8171-0008.1 990049	ATE
				51046734→; → 06/12		11.8171-0008.1 990049	ATE
				51049407→; → 06/12		11.8171-0008.1 990049	ATE
				→ 06/12;		11.8171-0008.1 990049	ATE
				passend für Felgenreöße [Zoll]: 15			
				41022028→ 51046733		11.8171-0008.1 990049	ATE
				→ 06/12		11.8171-0008.1 990049	ATE
				→ 41022027		11.8171-0008.1 990049	ATE
2.8 Turbo V6	169	02/06→02/15		06/08→ 06/12		11.8171-0008.1 990049	ATE
2.8 Turbo V6	184	02/06→02/15		→ 06/12		11.8171-0008.1 990049	ATE
2.8 Turbo V6	188	12/07→02/15					
2.8 Turbo V6	203	02/09→02/15					
2.8 Turbo V6	206	02/09→02/15					
<b>Dichtungssatz, Bremsattel</b>							
2.0 t	154	08/03→02/15	←	→ 41022027		11.0441-6008.2 250038	ATE für Kolben-Ø [mm]: 60
2.8 Turbo V6	169	02/06→02/15	←	06/08→ 06/12		11.0441-6008.2 250038	ATE für Kolben-Ø [mm]: 60
2.8 Turbo V6	184	02/06→02/15	←	→ 06/12		11.0441-6008.2 250038	ATE für Kolben-Ø [mm]: 60
2.8 Turbo V6	188	12/07→02/15					
2.8 Turbo V6	203	02/09→02/15					
2.8 Turbo V6	206	02/09→02/15					
<b>Bremsschlauch</b>							
1,8t	110	08/03→02/15	←	→ 06/12	2	83.7807-0412.3 331098	L= 412
1,8t BioPower	110	01/07→02/15					
1.8 i	90	01/04→02/15	→	→ 06/12	2	24.5259-0315.3 330882	L= 315
1.9 TiD	88	09/04→02/15					
1.9 TiD	110	01/06→02/15					
1.9 TTiD	96	12/07→02/15					
1.9 TTiD	118	12/07→02/15					
1.9 TTiD	132	12/07→02/15					
2.0 t	120	01/11→02/15					
2.0 t	129	08/03→02/15					
2.0 t	154	08/03→02/15					
2.0 t	162	01/11→02/15					
2.0 t BioPower	120	01/11→02/15					
2.0 t BioPower	129	01/07→02/15					
2.0 t BioPower	162	01/11→02/15					
2.8 Turbo V6	184	02/06→02/15					
2.8 Turbo V6	188	12/07→02/15					
2.8 Turbo V6	203	02/09→02/15					
2.8 Turbo V6	206	02/09→02/15					
1,8t BioPower 2.0 t BioPower	129 147	01/07→02/15 06/07→02/15	←	07/07→ 06/12	2	83.7807-0412.3 331098	L= 412
			→	07/07→ 06/12	2	24.5259-0315.3 330882	L= 315
2.0	143	04/06→09/07	←		2	83.7807-0412.3 331098	L= 412
			→		2	24.5259-0315.3 330882	L= 315
2.8 Turbo V6	169	02/06→02/15	←	06/08→ 06/12	2	83.7807-0412.3 331098	L= 412
			→	06/08→ 06/12	2	24.5259-0315.3 330882	L= 315

	kw			 	! #		
<b>SAAB - 9-3 Kombi (YS3F) 03/05→02/15</b>							
<b>Bremssattel</b>							
1.8 i	90	03/05→02/15	←	☐; → 06/12; passend für Felgengröße [Zoll]: 15; nur paarweise austauschen		11.9571-9781.2 220659	ATE Ø 57 - Halter
1.8t 2.0	110	03/05→02/15					
1.9 TiD	88	03/05→02/15					
1.9 TiD	110	03/05→02/15	←	☐; → 06/12; passend für Felgengröße [Zoll]: 17		11.9576-9945.2 220931	ATE Ø 57 - Halter
2.0 t	110	03/05→02/15					
2.0 t	120	01/07→02/15	←	☐; → 06/12; passend für Felgengröße [Zoll]: 17		11.9576-9946.2 220932	ATE Ø 57 - Halter
2.0 t	129	03/05→02/15					
2.0 t BioPower	110	01/07→02/15	→	☐; → 06/12		11.9387-7003.2 220567	ATE Ø 38 - Halter
2.0 t BioPower	120	01/11→02/15	→	☐; → 06/12		11.9387-7004.2 220568	ATE Ø 38 - Halter
2.0 t BioPower	129	01/07→02/15					
2.0 t BioPower	145	06/07→02/15					
2.0 t Bio Power	147	02/09→02/15					
2.0 t BioPower XWD	120	01/11→02/15					
2.0 t BioPower XWD	162	01/11→02/15					
2.0 t Bio Power XWD	154	06/08→02/15					
2.0 t XWD	120	01/07→02/15					
2.0 t XWD	162	01/11→02/15					
1.9 TTiD	96	12/07→02/15	←	☐; → 06/12; passend für Felgengröße [Zoll]: 15; nur paarweise austauschen		11.9571-9781.2 220659	ATE Ø 57 - Halter
1.9 TTiD	118	12/07→02/15					
1.9 TTiD	132	12/07→02/15	←	☐; → 06/12; passend für Felgengröße [Zoll]: 17		11.9576-9945.2 220931	ATE Ø 57 - Halter
			←	☐; → 06/12; passend für Felgengröße [Zoll]: 17		11.9576-9946.2 220932	ATE Ø 57 - Halter
			←	☐; → 06/12; + 16" plus Rad		11.9606-9971.2 220589	ATE Ø 60 - Halter
			←	☐; → 06/12; + 16" plus Rad		11.9606-9972.2 220590	ATE Ø 60 - Halter
			→	☐; → 06/12		11.9387-7003.2 220567	ATE Ø 38 - Halter
			→	☐; → 06/12		11.9387-7004.2 220568	ATE Ø 38 - Halter
2.0 t	147	02/09→02/15	←	☐; → 06/12; + 16" plus Rad		11.9606-9971.2 220589	ATE Ø 60 - Halter
2.0 t	162	01/11→02/15	←	☐; → 06/12; + 16" plus Rad		11.9606-9972.2 220590	ATE Ø 60 - Halter
2.0 t	177	05/09→02/15	→	☐; 93171501→; → 06/12		11.9387-7005.2 220569	ATE Ø 38 - Halter
2.0 t XWD	177	05/09→02/15	→	☐; 93171501→; → 06/12		11.9387-7006.2 220570	ATE Ø 38 - Halter
2.8 Turbo V6	188	12/07→02/15	→	☐; → 93171500		11.9407-7003.2 220835	ATE Ø 40 - Halter
2.8 Turbo V6	203	05/08→02/15	→	☐; → 93171500		11.9407-7004.2 220836	ATE Ø 40 - Halter
2.8 Turbo V6 XWD	206	05/08→02/15	→	☐; → 93171500			
2.0 t	154	03/05→02/15	←	☐; → 12/05; passend für Felgengröße [Zoll]: 16		11.9571-9779.2 220657	ATE Ø 57 - Halter
2.8 Turbo V6	169	03/05→02/15	←	☐; → 12/05; passend für Felgengröße [Zoll]: 16		11.9571-9780.2 220658	ATE Ø 57 - Halter
2.8 Turbo V6	184	03/05→02/15	←	☐; 01/06→ 06/12; + 16" plus Rad		11.9606-9971.2 220589	ATE Ø 60 - Halter
			←	☐; 01/06→ 06/12; + 16" plus Rad		11.9606-9972.2 220590	ATE Ø 60 - Halter
			→	☐; 93171501→; → 06/12		11.9387-7005.2 220569	ATE Ø 38 - Halter
			→	☐; 93171501→; → 06/12		11.9387-7006.2 220570	ATE Ø 38 - Halter
			→	☐; → 93171500		11.9407-7003.2 220835	ATE Ø 40 - Halter
			→	☐; → 93171500		11.9407-7004.2 220836	ATE Ø 40 - Halter
2.0 t BioPower	162	01/11→02/15	←	☐; → 06/12; passend für Felgengröße [Zoll]: 15; nur paarweise austauschen		11.9571-9781.2 220659	ATE Ø 57 - Halter
			→	☐; → 06/12		11.9387-7003.2 220567	ATE Ø 38 - Halter
			→	☐; → 06/12		11.9387-7004.2 220568	ATE Ø 38 - Halter
2.0 t XWD	154	06/08→02/15	←	☐; 07/08→ 06/12; + 16" plus Rad		11.9606-9971.2 220589	ATE Ø 60 - Halter
			←	☐; 07/08→ 06/12; + 16" plus Rad		11.9606-9972.2 220590	ATE Ø 60 - Halter
			→	☐; 93171501→; → 06/12		11.9387-7005.2 220569	ATE Ø 38 - Halter
			→	☐; 93171501→; → 06/12		11.9387-7006.2 220570	ATE Ø 38 - Halter
			→	☐; 07/08→; → 93171500		11.9407-7003.2 220835	ATE Ø 40 - Halter
			→	☐; 07/08→; → 93171500		11.9407-7004.2 220836	ATE Ø 40 - Halter
<b>Halter, Bremssattel</b>							
1.8 i	90	03/05→02/15	→	→ 06/12		11.8170-0633.1 260117	ATE
1.8t 2.0	110	03/05→02/15					
1.9 TiD	88	03/05→02/15					
1.9 TiD	110	03/05→02/15					
1.9 TTiD	96	12/07→02/15					
1.9 TTiD	118	12/07→02/15					
1.9 TTiD	132	12/07→02/15					
2.0 t	110	03/05→02/15					
2.0 t	120	01/07→02/15					
2.0 t	129	03/05→02/15					
↓							











	kw			 	! #		
<b>SAAB - 9-3 Kombi (YS3F) 03/05→02/15</b>							
<b>Halter, Bremssattel</b>							
2.0 t BioPower	110	01/07→02/15	➡	→ 06/12		11.8170-0633.1	260117 ATE
2.0 t BioPower	120	01/11→02/15					
2.0 t BioPower	129	01/07→02/15					
2.0 t BioPower	145	06/07→02/15					
2.0 t BioPower	162	01/11→02/15					
2.0 t Bio Power	147	02/09→02/15					
2.0 t BioPower XWD	120	01/11→02/15					
2.0 t BioPower XWD	162	01/11→02/15					
2.0 t Bio Power XWD	154	06/08→02/15					
2.0 t XWD	120	01/07→02/15					
2.0 t XWD	162	01/11→02/15					
<b>Feder, Bremssattel</b>							
1.8 i	90	03/05→02/15	←	→ 06/12;	2	11.8116-0356.1	390586 ATE
1.8t 2.0	110	03/05→02/15		passend für Felgengröße [Zoll]: 15			
1.9 TiD	88	03/05→02/15	←	→ 06/12	2	11.8116-0410.2	390589 ATE
1.9 TiD	110	03/05→02/15					
2.0 t	110	03/05→02/15	➡	→ 06/12	2	11.8116-0340.1	390595 ATE
2.0 t	120	01/07→02/15					
2.0 t	129	03/05→02/15					
2.0 t BioPower	110	01/07→02/15					
2.0 t BioPower	120	01/11→02/15					
2.0 t BioPower	129	01/07→02/15					
2.0 t BioPower	145	06/07→02/15					
2.0 t Bio Power	147	02/09→02/15					
2.0 t BioPower XWD	120	01/11→02/15					
2.0 t BioPower XWD	162	01/11→02/15					
2.0 t Bio Power XWD	154	06/08→02/15					
2.0 t XWD	120	01/07→02/15					
2.0 t XWD	162	01/11→02/15					
1.9 TTiD	96	12/07→02/15	←	→ 06/12	2	11.8116-0345.2	390596 ATE
1.9 TTiD	118	12/07→02/15				11.8116-0410.2	390589 ATE
1.9 TTiD	132	12/07→02/15					
			←	→ 06/12;	2	11.8116-0356.1	390586 ATE
			➡	→ 06/12	2	11.8116-0340.1	390595 ATE
2.0 t	147	02/09→02/15	←	→ 06/12	2	11.8116-0345.2	390596 ATE
2.0 t	162	01/11→02/15					
2.0 t	177	05/09→02/15	➡	93171501→; → 06/12	2	11.8116-0340.1	390595 ATE
2.0 t XWD	177	05/09→02/15	➡	→ 93171500	2	11.8116-0340.1	390595 ATE
2.8 Turbo V6	188	12/07→02/15					
2.8 Turbo V6	203	05/08→02/15					
2.8 Turbo V6 XWD	206	05/08→02/15					
2.0 t	154	03/05→02/15	←	01/06→ 06/12	2	11.8116-0345.2	390596 ATE
2.8 Turbo V6	169	03/05→02/15	←	→ 12/05	2	11.8116-0356.1	390586 ATE
2.8 Turbo V6	184	03/05→02/15					
			➡	93171501→; → 06/12	2	11.8116-0340.1	390595 ATE
			➡	→ 93171500	2	11.8116-0340.1	390595 ATE
2.0 t BioPower	162	01/11→02/15	←	→ 06/12;	2	11.8116-0356.1	390586 ATE
			➡	→ 06/12	2	11.8116-0340.1	390595 ATE
2.0 t XWD	154	06/08→02/15	←	07/08→ 06/12	2	11.8116-0345.2	390596 ATE
			➡	07/08→; → 93171500	2	11.8116-0340.1	390595 ATE
			➡	93171501→; → 06/12	2	11.8116-0340.1	390595 ATE
<b>Führungshülzensatz, Bremssattel</b>							
1.8 i	90	03/05→02/15	←	→ 06/12		11.0101-5407.2	260011 ATE
1.8t 2.0	110	03/05→02/15					
1.9 TiD	88	03/05→02/15	←	→ 06/12;		11.0101-5407.2	260011 ATE
1.9 TiD	110	03/05→02/15		passend für Felgengröße [Zoll]: 15			
1.9 TTiD	96	12/07→02/15	➡	→ 06/12		11.0101-5407.2	260011 ATE
1.9 TTiD	118	12/07→02/15					
1.9 TTiD	132	12/07→02/15					
2.0 t	110	03/05→02/15					
2.0 t	120	01/07→02/15					
2.0 t	129	03/05→02/15					
2.0 t BioPower	110	01/07→02/15					
2.0 t BioPower	120	01/11→02/15					
2.0 t BioPower	129	01/07→02/15					
2.0 t BioPower	145	06/07→02/15					
2.0 t Bio Power	147	02/09→02/15					
2.0 t BioPower XWD	120	01/11→02/15					
2.0 t BioPower XWD	162	01/11→02/15					
2.0 t Bio Power XWD	154	06/08→02/15					
2.0 t XWD	120	01/07→02/15					
2.0 t XWD	162	01/11→02/15					
2.0 t	147	02/09→02/15	←	→ 06/12		11.0101-5407.2	260011 ATE
2.0 t	162	01/11→02/15					
↓							









	kw			 	! #		
<b>SAAB - 9-3 Kombi (YS3F) 03/05→02/15</b>							
<b>Führungshülzensatz, Bremsattel</b>							
2.0 t	177	05/09→02/15	➡	93171501→; → 06/12		11.0101-5407.2 260011	ATE
2.0 t XWD	177	05/09→02/15	➡	→ 93171500		11.0101-5407.2 260011	ATE
2.8 Turbo V6	188	12/07→02/15	➡				
2.8 Turbo V6	203	05/08→02/15	➡				
2.8 Turbo V6 XWD	206	05/08→02/15	➡				
2.0 t	154	03/05→02/15	⬅	01/06→ 06/12		11.0101-5407.2 260011	ATE
2.8 Turbo V6	169	03/05→02/15	⬅	→ 12/05		11.0101-5407.2 260011	ATE
2.8 Turbo V6	184	03/05→02/15	➡	93171501→; → 06/12		11.0101-5407.2 260011	ATE
			➡	→ 93171500		11.0101-5407.2 260011	ATE
2.0 t BioPower	162	01/11→02/15	⬅	→ 06/12; passend für Felgenreöße [Zoll]: 15		11.0101-5407.2 260011	ATE
			➡	→ 06/12		11.0101-5407.2 260011	ATE
2.0 t XWD	154	06/08→02/15	⬅	07/08→ 06/12		11.0101-5407.2 260011	ATE
			➡	93171501→; → 06/12		11.0101-5407.2 260011	ATE
			➡	07/08→; → 93171500		11.0101-5407.2 260011	ATE
<b>Führungsbolzen, Bremsattel</b>							
1.8 i	90	03/05→02/15		→ 06/12		11.8171-0008.1 990049	ATE
1.8t 2.0	110	03/05→02/15	⬅	→ 06/12; passend für Felgenreöße [Zoll]: 15		11.8171-0008.1 990049	ATE
1.9 TiD	88	03/05→02/15	⬅				
1.9 TiD	110	03/05→02/15	➡	→ 06/12		11.8171-0008.1 990049	ATE
2.0 t	110	03/05→02/15	➡				
2.0 t	120	01/07→02/15	➡				
2.0 t	129	03/05→02/15	➡				
2.0 t BioPower	110	01/07→02/15	➡				
2.0 t BioPower	120	01/11→02/15	➡				
2.0 t BioPower	129	01/07→02/15	➡				
2.0 t BioPower	145	06/07→02/15	➡				
2.0 t Bio Power	147	02/09→02/15	➡				
2.0 t BioPower XWD	120	01/11→02/15	➡				
2.0 t BioPower XWD	162	01/11→02/15	➡				
2.0 t Bio Power XWD	154	06/08→02/15	➡				
2.0 t XWD	120	01/07→02/15	➡				
2.0 t XWD	162	01/11→02/15	➡				
1.9 TTiD	96	12/07→02/15		→ 06/12		11.8171-0008.1 990049	ATE
1.9 TTiD	118	12/07→02/15	⬅	→ 06/12		11.8171-0008.1 990049	ATE
1.9 TTiD	132	12/07→02/15	⬅	→ 06/12; passend für Felgenreöße [Zoll]: 15		11.8171-0008.1 990049	ATE
			➡	→ 06/12		11.8171-0008.1 990049	ATE
2.0 t	147	02/09→02/15	⬅	→ 06/12		11.8171-0008.1 990049	ATE
2.0 t	162	01/11→02/15	➡				
2.0 t	177	05/09→02/15	➡	93171501→; → 06/12		11.8171-0008.1 990049	ATE
2.0 t XWD	177	05/09→02/15	➡	→ 93171500		11.8171-0008.1 990049	ATE
2.8 Turbo V6	188	12/07→02/15	➡				
2.8 Turbo V6	203	05/08→02/15	➡				
2.8 Turbo V6 XWD	206	05/08→02/15	➡				
2.0 t	154	03/05→02/15	⬅	01/06→ 06/12		11.8171-0008.1 990049	ATE
2.8 Turbo V6	169	03/05→02/15	⬅	→ 12/05		11.8171-0008.1 990049	ATE
2.8 Turbo V6	184	03/05→02/15	➡	93171501→; → 06/12		11.8171-0008.1 990049	ATE
			➡	→ 93171500		11.8171-0008.1 990049	ATE
2.0 t BioPower	162	01/11→02/15	⬅	→ 06/12; passend für Felgenreöße [Zoll]: 15		11.8171-0008.1 990049	ATE
			➡	→ 06/12		11.8171-0008.1 990049	ATE
2.0 t XWD	154	06/08→02/15	⬅	07/08→ 06/12		11.8171-0008.1 990049	ATE
			➡	93171501→; → 06/12		11.8171-0008.1 990049	ATE
			➡	07/08→; → 93171500		11.8171-0008.1 990049	ATE
<b>Dichtungssatz, Bremsattel</b>							
1.9 TTiD	96	12/07→02/15	⬅	→ 06/12		11.0441-6008.2 250038	ATE für Kolben-Ø [mm]: 60
1.9 TTiD	118	12/07→02/15	⬅				
1.9 TTiD	132	12/07→02/15	⬅				
2.0 t	147	02/09→02/15	⬅				
2.0 t	162	01/11→02/15	⬅				
2.0 t	177	05/09→02/15	⬅				
2.0 t XWD	177	05/09→02/15	⬅				
2.8 Turbo V6	188	12/07→02/15	⬅				
2.8 Turbo V6	203	05/08→02/15	⬅				
2.8 Turbo V6 XWD	206	05/08→02/15	⬅				
2.0 t	154	03/05→02/15	⬅	01/06→ 06/12		11.0441-6008.2 250038	ATE für Kolben-Ø [mm]: 60
2.8 Turbo V6	169	03/05→02/15	⬅				
2.8 Turbo V6	184	03/05→02/15	⬅				
↓							

	kW			 	! #		
<b>SAAB - 9-3 Kombi (YS3F) 03/05→02/15</b>							
<b>Dichtungssatz, Bremsattel</b>							
2.0 t XWD	154	06/08→02/15	←	07/08→06/12		11.0441-6008.2 250038	ATE für Kolben-Ø [mm]: 60
<b>Bremsschlauch</b>							
1.8 i	90	03/05→02/15	←	→ 06/12	2	83.7807-0412.3 331098	L= 412
1.8t 2.0	110	03/05→02/15					
1.9 TiD	88	03/05→02/15	→	→ 06/12	2	24.5259-0315.3 330882	L= 315
1.9 TiD	110	03/05→02/15					
1.9 TTiD	96	12/07→02/15					
1.9 TTiD	118	12/07→02/15					
1.9 TTiD	132	12/07→02/15					
2.0 t	110	03/05→02/15					
2.0 t	120	01/07→02/15					
2.0 t	129	03/05→02/15					
2.0 t	147	02/09→02/15					
2.0 t	154	03/05→02/15					
2.0 t	162	01/11→02/15					
2.0 t	177	05/09→02/15					
2.0 t BioPower	110	01/07→02/15					
2.0 t BioPower	120	01/11→02/15					
2.0 t BioPower	129	01/07→02/15					
2.0 t BioPower	145	06/07→02/15					
2.0 t BioPower	162	01/11→02/15					
2.0 t Bio Power	147	02/09→02/15					
2.0 t BioPower XWD	120	01/11→02/15					
2.0 t BioPower XWD	162	01/11→02/15					
2.0 t Bio Power XWD	154	06/08→02/15					
2.0 t XWD	120	01/07→02/15					
2.0 t XWD	162	01/11→02/15					
2.0 t XWD	177	05/09→02/15					
2.8 Turbo V6	169	03/05→02/15					
2.8 Turbo V6	184	03/05→02/15					
2.8 Turbo V6	188	12/07→02/15					
2.8 Turbo V6	203	05/08→02/15					
2.8 Turbo V6 XWD	206	05/08→02/15					
2.0 t XWD	154	06/08→02/15	←	07/08→06/12	2	83.7807-0412.3 331098	L= 412
			→	07/08→06/12	2	24.5259-0315.3 330882	L= 315
<b>SAAB - 9-3X 02/09→12/12</b>							
<b>Bremsattel</b>							
1.9 TTiD	132	02/09→12/12	←	☐; 03/09→06/12; passend für Felgengröße [Zoll]: 16		11.9571-9779.2 220657	ATE Ø 57 - Halter
2.0 t BioPower XWD	154	02/09→12/12	←	☐; 03/09→06/12; passend für Felgengröße [Zoll]: 16		11.9571-9780.2 220658	ATE Ø 57 - Halter
2.0 t XWD	154	02/09→12/12	←	☐; 03/09→06/12; passend für Felgengröße [Zoll]: 15; nur paarweise austauschen		11.9571-9781.2 220659	ATE Ø 57 - Halter
			←	☐; 03/09→06/12; passend für Felgengröße [Zoll]: 17		11.9576-9945.2 220931	ATE Ø 57 - Halter
			←	☐; 03/09→06/12; passend für Felgengröße [Zoll]: 17		11.9576-9946.2 220932	ATE Ø 57 - Halter
			←	☐; 03/09→06/12; + 16" plus Rad		11.9606-9971.2 220589	ATE Ø 60 - Halter
			←	☐; 03/09→06/12; + 16" plus Rad		11.9606-9972.2 220590	ATE Ø 60 - Halter
			→	☐; 03/09→06/12; passend für Felgengröße [Zoll]: 15		11.9387-7003.2 220567	ATE Ø 38 - Halter
			→	☐; 03/09→06/12; passend für Felgengröße [Zoll]: 15		11.9387-7004.2 220568	ATE Ø 38 - Halter
			→	☐; 03/09→06/12; passend für Felgengröße [Zoll]: 16		11.9387-7005.2 220569	ATE Ø 38 - Halter
			→	☐; 03/09→06/12; nicht für Felgengröße [Zoll]: 15		11.9387-7006.2 220570	ATE Ø 38 - Halter
2.0 t BioPower XWD	162	01/11→12/12	←	☐; → 06/12; passend für Felgengröße [Zoll]: 16		11.9571-9779.2 220657	ATE Ø 57 - Halter
			←	☐; → 06/12; passend für Felgengröße [Zoll]: 16		11.9571-9780.2 220658	ATE Ø 57 - Halter
			←	☐; → 06/12; passend für Felgengröße [Zoll]: 15; nur paarweise austauschen		11.9571-9781.2 220659	ATE Ø 57 - Halter
			←	☐; → 06/12; passend für Felgengröße [Zoll]: 17		11.9576-9945.2 220931	ATE Ø 57 - Halter
			←	☐; → 06/12; passend für Felgengröße [Zoll]: 17		11.9576-9946.2 220932	ATE Ø 57 - Halter
			←	☐; → 06/12; + 16" plus Rad		11.9606-9971.2 220589	ATE Ø 60 - Halter
			←	☐; → 06/12; + 16" plus Rad		11.9606-9972.2 220590	ATE Ø 60 - Halter














	kw					! #		
<b>SAAB - 9-3X 02/09→12/12</b>								
 <b>Bremssattel</b>								
2.0 t BioPower XWD	162	01/11→12/12	➔	☐; → 06/12; passend für Felgengröße [Zoll]: 15		11.9387-7003.2	220567	ATE Ø 38 - Halter
			➔	☐; → 06/12; passend für Felgengröße [Zoll]: 15		11.9387-7004.2	220568	ATE Ø 38 - Halter
			➔	☐; → 06/12; passend für Felgengröße [Zoll]: 16		11.9387-7005.2	220569	ATE Ø 38 - Halter
			➔	☐; → 06/12; nicht für Felgengröße [Zoll]: 15		11.9387-7006.2	220570	ATE Ø 38 - Halter
<b>Halter, Bremssattel</b>								
1.9 TTiD	132	02/09→12/12	➔	03/09→ 06/12;		11.8170-0633.1	260117	ATE
2.0 t BioPower XWD	154	02/09→12/12		passend für Felgengröße [Zoll]: 15				
2.0 t XWD	154	02/09→12/12						
2.0 t BioPower XWD	162	01/11→12/12	➔	→ 06/12; passend für Felgengröße [Zoll]: 15		11.8170-0633.1	260117	ATE
<b>Feder, Bremssattel</b>								
1.9 TTiD	132	02/09→12/12		03/09→ 06/12;	2	11.8116-0295.2	390524	ATE
2.0 t BioPower XWD	154	02/09→12/12		passend für Felgengröße [Zoll]: 15				
2.0 t XWD	154	02/09→12/12		03/09→ 06/12	2	11.8116-0340.1	390595	ATE
						11.8116-0345.2	390596	ATE
						11.8116-0410.2	390589	ATE
			➔	03/09→ 06/12	2	11.8116-0356.1	390586	ATE
			➔	03/09→ 06/12; passend für Felgengröße [Zoll]: 15	2	11.8116-0356.1	390586	ATE
2.0 t BioPower XWD	162	01/11→12/12		→ 06/12; passend für Felgengröße [Zoll]: 15	2	11.8116-0295.2	390524	ATE
				→ 06/12	2	11.8116-0340.1	390595	ATE
						11.8116-0345.2	390596	ATE
						11.8116-0410.2	390589	ATE
			➔	→ 06/12	2	11.8116-0356.1	390586	ATE
			➔	→ 06/12; passend für Felgengröße [Zoll]: 15	2	11.8116-0356.1	390586	ATE
<b>Führungshülzensatz, Bremssattel</b>								
1.9 TTiD	132	02/09→12/12	➔	03/09→ 06/12;		11.0101-5407.2	260011	ATE
2.0 t BioPower XWD	154	02/09→12/12		passend für Felgengröße [Zoll]: 15				
2.0 t XWD	154	02/09→12/12	➔	03/09→ 06/12		11.0101-5407.2	260011	ATE
			➔	03/09→ 06/12		11.0101-5407.2	260011	ATE
2.0 t BioPower XWD	162	01/11→12/12	➔	→ 06/12		11.0101-5407.2	260011	ATE
			➔	→ 06/12; passend für Felgengröße [Zoll]: 15		11.0101-5407.2	260011	ATE
			➔	→ 06/12		11.0101-5407.2	260011	ATE
<b>Führungsbolzen, Bremssattel</b>								
1.9 TTiD	132	02/09→12/12		03/09→ 06/12;		11.8171-0008.1	990049	ATE
2.0 t BioPower XWD	154	02/09→12/12		passend für Felgengröße [Zoll]: 15				
2.0 t XWD	154	02/09→12/12		03/09→ 06/12		11.8171-0008.1	990049	ATE
2.0 t BioPower XWD	162	01/11→12/12		→ 06/12		11.8171-0008.1	990049	ATE
				→ 06/12; passend für Felgengröße [Zoll]: 15		11.8171-0008.1	990049	ATE
<b>Dichtungssatz, Bremssattel</b>								
1.9 TTiD	132	02/09→12/12	➔	03/09→ 06/12		11.0441-6008.2	250038	ATE für Kolben-Ø [mm]: 60
2.0 t BioPower XWD	154	02/09→12/12						
2.0 t XWD	154	02/09→12/12						
2.0 t BioPower XWD	162	01/11→12/12	➔	→ 06/12		11.0441-6008.2	250038	ATE für Kolben-Ø [mm]: 60
 <b>Bremsschlauch</b>								
1.9 TTiD	132	02/09→12/12	➔	03/09→ 06/12	2	83.7807-0412.3	331098	L= 412
2.0 t BioPower XWD	154	02/09→12/12						
2.0 t XWD	154	02/09→12/12						
2.0 t BioPower XWD	162	01/11→12/12	➔	→ 06/12	2	83.7807-0412.3	331098	L= 412
<b>SAAB - 9-5 (YS3E) 09/97→12/09</b>								
 <b>Bremssattel</b>								
1.9 TiD	110	01/06→12/09	➔	☐; passend für Felgengröße [Zoll]: 15		24.3571-1783.5	240751	ATE Ø 57 - Halter
2.2 TiD	88	03/02→12/09	➔	☐; passend für Felgengröße [Zoll]: 15		24.3571-1784.5	240752	ATE Ø 57 - Halter
↓								

	kw			 	! #		
<b>SAAB - 9-5 (YS3E) 09/97→12/09</b>							
 <b>Bremssattel</b>							
1.9 TiD 2.2 TiD	110 88	01/06→12/09 03/02→12/09	→	☐; passend für Felgengröße [Zoll]: 15		11.9381-9957.2 220661	ATE Ø 38 - Halter
			→	☐; passend für Felgengröße [Zoll]: 15		11.9381-9958.2 220662	ATE Ø 38 - Halter
2.0 t 2.3 t	110 125	09/97→12/09 09/97→12/09	←	☐; → 12/98; passend für Felgengröße [Zoll]: 15		24.3571-1761.5 240461	ATE Ø 57 - Halter
			←	☐; → X3020000; passend für Felgengröße [Zoll]: 15		24.3571-1761.5 240461	ATE Ø 57 - Halter
			←	☐; → 12/98; passend für Felgengröße [Zoll]: 15		24.3571-1762.5 240462	ATE Ø 57 - Halter
			←	☐; → X3020000; passend für Felgengröße [Zoll]: 15		24.3571-1762.5 240462	ATE Ø 57 - Halter
			←	☐; → 12/01; X3020001→; passend für Felgengröße [Zoll]: 15		24.3571-1783.5 240751	ATE Ø 57 - Halter
			←	☐; 01/02→; passend für Felgengröße [Zoll]: 15		24.3571-1783.5 240751	ATE Ø 57 - Halter
			←	☐; 01/99→ 12/01; passend für Felgengröße [Zoll]: 15		24.3571-1783.5 240751	ATE Ø 57 - Halter
			←	☐; → 12/01; X3020001→; passend für Felgengröße [Zoll]: 15		24.3571-1784.5 240752	ATE Ø 57 - Halter
			←	☐; 01/99→ 12/01; passend für Felgengröße [Zoll]: 15		24.3571-1784.5 240752	ATE Ø 57 - Halter
			←	☐; 01/02→; passend für Felgengröße [Zoll]: 15		24.3571-1784.5 240752	ATE Ø 57 - Halter
			→	☐; X3025752→; passend für Felgengröße [Zoll]: 15		11.9381-9957.2 220661	ATE Ø 38 - Halter
			→	☐; X3025752→; passend für Felgengröße [Zoll]: 15		11.9381-9958.2 220662	ATE Ø 38 - Halter
2.0 t	136	07/00→12/09	←	☐; passend für Felgengröße [Zoll]: 15		24.3571-1783.5 240751	ATE Ø 57 - Halter
			←	☐; → 12/01; X3020001→; passend für Felgengröße [Zoll]: 15		24.3571-1783.5 240751	ATE Ø 57 - Halter
			←	☐; → 12/01; passend für Felgengröße [Zoll]: 15		24.3571-1783.5 240751	ATE Ø 57 - Halter
			←	☐; passend für Felgengröße [Zoll]: 15		24.3571-1784.5 240752	ATE Ø 57 - Halter
			←	☐; → 12/01; X3020001→; passend für Felgengröße [Zoll]: 15		24.3571-1784.5 240752	ATE Ø 57 - Halter
			←	☐; → 12/01; passend für Felgengröße [Zoll]: 15		24.3571-1784.5 240752	ATE Ø 57 - Halter
			→	☐; X3025752→; passend für Felgengröße [Zoll]: 15		11.9381-9957.2 220661	ATE Ø 38 - Halter
			→	☐; X3025752→; passend für Felgengröße [Zoll]: 15		11.9381-9958.2 220662	ATE Ø 38 - Halter
2.0 t Biopower	132	09/05→12/09	←	☐; 06/06→; passend für Felgengröße [Zoll]: 15		24.3571-1783.5 240751	ATE Ø 57 - Halter
			←	☐; 06/06→; passend für Felgengröße [Zoll]: 15		24.3571-1784.5 240752	ATE Ø 57 - Halter
			→	☐; X3025752→; passend für Felgengröße [Zoll]: 15		11.9381-9957.2 220661	ATE Ø 38 - Halter
			→	☐; X3025752→; passend für Felgengröße [Zoll]: 15		11.9381-9958.2 220662	ATE Ø 38 - Halter
2.0 t BioPower 2.3 t BioPower 2.3 t BioPower 2.3 Turbo	110 136 152 134	01/05→12/09 01/07→12/09 11/06→12/09 04/08→12/09	←	☐; passend für Felgengröße [Zoll]: 15		24.3571-1783.5 240751	ATE Ø 57 - Halter
			←	☐; passend für Felgengröße [Zoll]: 15		24.3571-1784.5 240752	ATE Ø 57 - Halter
			→	☐; X3025752→; passend für Felgengröße [Zoll]: 15		11.9381-9957.2 220661	ATE Ø 38 - Halter
			→	☐; X3025752→; passend für Felgengröße [Zoll]: 15		11.9381-9958.2 220662	ATE Ø 38 - Halter
2.0 Turbo SE	141	10/98→07/00	←	☐; → X3020000; passend für Felgengröße [Zoll]: 15		24.3571-1761.5 240461	ATE Ø 57 - Halter
			←	☐; → 12/98; passend für Felgengröße [Zoll]: 15		24.3571-1761.5 240461	ATE Ø 57 - Halter
			←	☐; → 12/98; passend für Felgengröße [Zoll]: 15		24.3571-1762.5 240462	ATE Ø 57 - Halter
			←	☐; → X3020000; passend für Felgengröße [Zoll]: 15		24.3571-1762.5 240462	ATE Ø 57 - Halter
			←	☐; 01/99→; passend für Felgengröße [Zoll]: 15		24.3571-1783.5 240751	ATE Ø 57 - Halter
			←	☐; 01/00→; passend für Felgengröße [Zoll]: 16		24.3571-1783.5 240751	ATE Ø 57 - Halter
			←	☐; X3020001→; passend für Felgengröße [Zoll]: 15		24.3571-1783.5 240751	ATE Ø 57 - Halter
			←	☐; 01/99→; passend für Felgengröße [Zoll]: 15		24.3571-1784.5 240752	ATE Ø 57 - Halter



	kw			 	! #		
<b>SAAB - 9-5 (YS3E) 09/97→12/09</b>							
 <b>Bremssattel</b>							
2.0 Turbo SE	141	10/98→07/00	←	☐; 01/00→; passend für Felgengröße [Zoll]: 16	24.3571-1784.5	240752	ATE Ø 57 - Halter
			←	☐; X3020001→; passend für Felgengröße [Zoll]: 15	24.3571-1784.5	240752	ATE Ø 57 - Halter
			→	☐; X3025752→; passend für Felgengröße [Zoll]: 15	11.9381-9957.2	220661	ATE Ø 38 - Halter
			→	☐; X3025752→; passend für Felgengröße [Zoll]: 15	11.9381-9958.2	220662	ATE Ø 38 - Halter
2.3 t	136	01/01→12/09	←	☐; → 12/01; X3020001→; passend für Felgengröße [Zoll]: 15	24.3571-1783.5	240751	ATE Ø 57 - Halter
			←	☐; 01/02→; passend für Felgengröße [Zoll]: 15	24.3571-1783.5	240751	ATE Ø 57 - Halter
			←	☐; → 12/01; passend für Felgengröße [Zoll]: 15	24.3571-1783.5	240751	ATE Ø 57 - Halter
			←	☐; 01/02→; passend für Felgengröße [Zoll]: 15	24.3571-1784.5	240752	ATE Ø 57 - Halter
			←	☐; → 12/01; passend für Felgengröße [Zoll]: 15	24.3571-1784.5	240752	ATE Ø 57 - Halter
			←	☐; → 12/01; X3020001→; passend für Felgengröße [Zoll]: 15	24.3571-1784.5	240752	ATE Ø 57 - Halter
			→	☐; passend für Felgengröße [Zoll]: 15	11.9381-9957.2	220661	ATE Ø 38 - Halter
			→	☐; passend für Felgengröße [Zoll]: 15	11.9381-9958.2	220662	ATE Ø 38 - Halter
2.3 Turbo	162	07/03→12/09	←	☐; passend für Felgengröße [Zoll]: 16	24.3571-1783.5	240751	ATE Ø 57 - Halter
			←	☐; passend für Felgengröße [Zoll]: 15	24.3571-1783.5	240751	ATE Ø 57 - Halter
			←	☐; 43510123→; passend für Felgengröße [Zoll]: 15	24.3571-1783.5	240751	ATE Ø 57 - Halter
			←	☐; passend für Felgengröße [Zoll]: 16	24.3571-1784.5	240752	ATE Ø 57 - Halter
			←	☐; passend für Felgengröße [Zoll]: 15	24.3571-1784.5	240752	ATE Ø 57 - Halter
			←	☐; 43510123→; passend für Felgengröße [Zoll]: 15	24.3571-1784.5	240752	ATE Ø 57 - Halter
			→	☐; passend für Felgengröße [Zoll]: 15	11.9381-9957.2	220661	ATE Ø 38 - Halter
			→	☐; passend für Felgengröße [Zoll]: 15	11.9381-9958.2	220662	ATE Ø 38 - Halter
2.3 Turbo	169	10/99→09/01	←	☐; passend für Felgengröße [Zoll]: 16	24.3571-1783.5	240751	ATE Ø 57 - Halter
			←	☐; passend für Felgengröße [Zoll]: 16	24.3571-1784.5	240752	ATE Ø 57 - Halter
			→	☐; passend für Felgengröße [Zoll]: 15	11.9381-9957.2	220661	ATE Ø 38 - Halter
			→	☐; passend für Felgengröße [Zoll]: 15	11.9381-9958.2	220662	ATE Ø 38 - Halter
2.3 Turbo	184	09/01→12/09	←	☐; → 12/01; passend für Felgengröße [Zoll]: 16	24.3571-1783.5	240751	ATE Ø 57 - Halter
			←	☐; 01/02→; passend für Felgengröße [Zoll]: 16	24.3571-1783.5	240751	ATE Ø 57 - Halter
			←	☐; 01/02→; passend für Felgengröße [Zoll]: 16	24.3571-1784.5	240752	ATE Ø 57 - Halter
			←	☐; → 12/01; passend für Felgengröße [Zoll]: 16	24.3571-1784.5	240752	ATE Ø 57 - Halter
			→	☐; 01/02→; passend für Felgengröße [Zoll]: 16	11.3401-0055.2	220519	ATE Ø 40 + Halter
			→	☐; 01/02→; → 53500056; passend für Felgengröße [Zoll]: 16	11.3401-0055.2	220519	ATE Ø 40 + Halter
			→	☐; 01/02→; → 53500056; passend für Felgengröße [Zoll]: 16	11.3401-0056.2	220520	ATE Ø 40 + Halter
			→	☐; 01/02→; passend für Felgengröße [Zoll]: 16	11.3401-0056.2	220520	ATE Ø 40 + Halter
			→	☐; → 12/01; passend für Felgengröße [Zoll]: 15	11.9381-9957.2	220661	ATE Ø 38 - Halter
			→	☐; 53500057→; passend für Felgengröße [Zoll]: 15	11.9381-9957.2	220661	ATE Ø 38 - Halter
			→	☐; → 12/01; passend für Felgengröße [Zoll]: 15	11.9381-9958.2	220662	ATE Ø 38 - Halter
			→	☐; 53500057→; passend für Felgengröße [Zoll]: 15	11.9381-9958.2	220662	ATE Ø 38 - Halter
2.3 Turbo	188	04/08→12/09	←	☐; passend für Felgengröße [Zoll]: 16	24.3571-1783.5	240751	ATE Ø 57 - Halter
			←	☐; passend für Felgengröße [Zoll]: 16	24.3571-1784.5	240752	ATE Ø 57 - Halter
			→	☐; passend für Felgengröße [Zoll]: 16	11.3401-0055.2	220519	ATE Ø 40 + Halter
			→	☐; passend für Felgengröße [Zoll]: 16	11.3401-0056.2	220520	ATE Ø 40 + Halter
			→	☐; passend für Felgengröße [Zoll]: 15	11.9381-9957.2	220661	ATE Ø 38 - Halter
			→	☐; passend für Felgengröße [Zoll]: 15	11.9381-9958.2	220662	ATE Ø 38 - Halter








**SAAB - 9-5 (YS3E) 09/97→12/09**








 **Bremssattel**







2.3 Turbo	191	11/05→12/09	←	☐; passend für Felgengröße [Zoll]: 16	24.3571-1783.5	240751	ATE Ø 57 - Halter
			←	☐; passend für Felgengröße [Zoll]: 16	24.3571-1784.5	240752	ATE Ø 57 - Halter
			→	☐; passend für Felgengröße [Zoll]: 16	11.3401-0055.2	220519	ATE Ø 40 + Halter
			→	☐; passend für Felgengröße [Zoll]: 16	11.3401-0056.2	220520	ATE Ø 40 + Halter
2.3 Turbo	224	06/03→08/05	←	☐; passend für Felgengröße [Zoll]: 16	24.3571-1783.5	240751	ATE Ø 57 - Halter
			←	☐; passend für Felgengröße [Zoll]: 16	24.3571-1784.5	240752	ATE Ø 57 - Halter
			→	☐; → 03/04; passend für Felgengröße [Zoll]: 16	11.3401-0055.2	220519	ATE Ø 40 + Halter
			→	☐; → 03/04; passend für Felgengröße [Zoll]: 16	11.3401-0056.2	220520	ATE Ø 40 + Halter
3.0 TiD	130	07/01→12/09	←	☐; 01/02→; passend für Felgengröße [Zoll]: 16	24.3571-1783.5	240751	ATE Ø 57 - Halter
			←	☐; → 12/01; passend für Felgengröße [Zoll]: 16	24.3571-1783.5	240751	ATE Ø 57 - Halter
			←	☐; 01/02→; passend für Felgengröße [Zoll]: 16	24.3571-1784.5	240752	ATE Ø 57 - Halter
			←	☐; → 12/01; passend für Felgengröße [Zoll]: 16	24.3571-1784.5	240752	ATE Ø 57 - Halter
			→	☐; 01/02→; passend für Felgengröße [Zoll]: 16	11.3401-0055.2	220519	ATE Ø 40 + Halter
			→	☐; 01/02→; passend für Felgengröße [Zoll]: 16	11.3401-0056.2	220520	ATE Ø 40 + Halter
			→	☐; → 12/01; passend für Felgengröße [Zoll]: 15	11.9381-9957.2	220661	ATE Ø 38 - Halter
			→	☐; → 12/01; passend für Felgengröße [Zoll]: 15	11.9381-9958.2	220662	ATE Ø 38 - Halter
3.0 V6t	147	01/98→12/09	←	☐; → 12/01; passend für Felgengröße [Zoll]: 16	24.3571-1783.5	240751	ATE Ø 57 - Halter
			←	☐; 01/02→; passend für Felgengröße [Zoll]: 16	24.3571-1783.5	240751	ATE Ø 57 - Halter
			←	☐; 01/02→; passend für Felgengröße [Zoll]: 16	24.3571-1784.5	240752	ATE Ø 57 - Halter
			←	☐; → 12/01; passend für Felgengröße [Zoll]: 16	24.3571-1784.5	240752	ATE Ø 57 - Halter
			→	☐; 01/02→; passend für Felgengröße [Zoll]: 16	11.3401-0055.2	220519	ATE Ø 40 + Halter
			→	☐; 01/02→; passend für Felgengröße [Zoll]: 16	11.3401-0056.2	220520	ATE Ø 40 + Halter
			→	☐; → 12/01; X3025752→; passend für Felgengröße [Zoll]: 15	11.9381-9957.2	220661	ATE Ø 38 - Halter
			→	☐; → 12/01; X3025752→; passend für Felgengröße [Zoll]: 15	11.9381-9958.2	220662	ATE Ø 38 - Halter











**Feder, Bremssattel**

1.9 TiD	110	01/06→12/09	←		2	11.8116-0292.1	390521	ATE
2.2 TiD	88	03/02→12/09	→		2	11.8116-0143.1	390513	ATE
2.3 Turbo	169	10/99→09/01						
2.3 Turbo	188	04/08→12/09						
2.3 Turbo	191	11/05→12/09						
2.0 t	110	09/97→12/09	←	01/02→	2	11.8116-0292.1	390521	ATE
2.3 t	125	09/97→12/09	←	→ X3020000	2	11.8116-0292.1	390521	ATE
			←	→ 12/98	2	11.8116-0292.1	390521	ATE
			←	→ 12/01; X3020001→	2	11.8116-0292.1	390521	ATE
			←	01/99→ 12/01	2	11.8116-0292.1	390521	ATE
			→	X3025752→	2	11.8116-0143.1	390513	ATE
2.0 t	136	07/00→12/09	←		2	11.8116-0292.1	390521	ATE
			←	→ 12/01	2	11.8116-0292.1	390521	ATE
			←	→ 12/01; X3020001→	2	11.8116-0292.1	390521	ATE
			→	X3025752→	2	11.8116-0143.1	390513	ATE
2.0 t Biopower	132	09/05→12/09	←	06/06→	2	11.8116-0292.1	390521	ATE
			→	X3025752→	2	11.8116-0143.1	390513	ATE
2.0 t BioPower	110	01/05→12/09	←		2	11.8116-0292.1	390521	ATE
2.3 t BioPower	136	01/07→12/09	→		2	11.8116-0143.1	390513	ATE
2.3 t BioPower	152	11/06→12/09	→	X3025752→	2	11.8116-0143.1	390513	ATE
2.3 Turbo	134	04/08→12/09						
2.0 Turbo SE	141	10/98→07/00	←	→ X3020000	2	11.8116-0292.1	390521	ATE
↓								

	kW			 	! #			
<b>SAAB - 9-5 (YS3E) 09/97→12/09</b>								
<b>Feder, Bremssattel</b>								
2.0 Turbo SE	141	10/98→07/00	←	01/00→	2	11.8116-0292.1	390521	ATE
			←	X3020001→	2	11.8116-0292.1	390521	ATE
			←	01/99→	2	11.8116-0292.1	390521	ATE
			←	→ 12/98	2	11.8116-0292.1	390521	ATE
			→	X3025752→	2	11.8116-0143.1	390513	ATE
2.3 t	136	01/01→12/09	←	01/02→	2	11.8116-0292.1	390521	ATE
			←	→ 12/01; X3020001→	2	11.8116-0292.1	390521	ATE
			←	→ 12/01	2	11.8116-0292.1	390521	ATE
			→		2	11.8116-0143.1	390513	ATE
2.3 Turbo	162	07/03→12/09	←	43510123→	2	11.8116-0292.1	390521	ATE
			←		2	11.8116-0292.1	390521	ATE
			→		2	11.8116-0143.1	390513	ATE
2.3 Turbo	184	09/01→12/09	←	01/02→	2	11.8116-0292.1	390521	ATE
			←	→ 12/01	2	11.8116-0292.1	390521	ATE
			→	→ 12/01	2	11.8116-0143.1	390513	ATE
			→	53500057→	2	11.8116-0143.1	390513	ATE
			→	01/02→; → 53500056	2	11.8116-0143.1	390513	ATE
			→	01/02→	2	11.8116-0143.1	390513	ATE
2.3 Turbo	224	06/03→08/05	←		2	11.8116-0292.1	390521	ATE
			→	→ 03/04	2	11.8116-0143.1	390513	ATE
3.0 TiD	130	07/01→12/09	←	01/02→	2	11.8116-0292.1	390521	ATE
			←	→ 12/01	2	11.8116-0292.1	390521	ATE
			→	→ 12/01	2	11.8116-0143.1	390513	ATE
			→	01/02→	2	11.8116-0143.1	390513	ATE
3.0 V6t	147	01/98→12/09	←	01/02→	2	11.8116-0292.1	390521	ATE
			←	→ 12/01	2	11.8116-0292.1	390521	ATE
			→	01/02→	2	11.8116-0143.1	390513	ATE
			→	→ 12/01; X3025752→	2	11.8116-0143.1	390513	ATE
<b>Führungshülsensatz, Bremssattel</b>								
1.9 TiD	110	01/06→12/09	←			11.0101-5407.2	260011	ATE
2.2 TiD	88	03/02→12/09						
2.3 Turbo	169	10/99→09/01	→			11.0101-5407.2	260011	ATE
2.3 Turbo	188	04/08→12/09						
2.3 Turbo	191	11/05→12/09						
2.0 t	110	09/97→12/09	←	01/99→ 12/01		11.0101-5407.2	260011	ATE
2.3 t	125	09/97→12/09	←	01/02→		11.0101-5407.2	260011	ATE
			←	→ 12/98		11.0101-5407.2	260011	ATE
			←	→ 12/01; X3020001→		11.0101-5407.2	260011	ATE
			←	→ X3020000		11.0101-5407.2	260011	ATE
			→	X3025752→		11.0101-5407.2	260011	ATE
2.0 t	136	07/00→12/09	←			11.0101-5407.2	260011	ATE
			←	→ 12/01; X3020001→		11.0101-5407.2	260011	ATE
			←	→ 12/01		11.0101-5407.2	260011	ATE
			→	X3025752→		11.0101-5407.2	260011	ATE
2.0 t Biopower	132	09/05→12/09	←	06/06→		11.0101-5407.2	260011	ATE
			→	X3025752→		11.0101-5407.2	260011	ATE
2.0 t BioPower	110	01/05→12/09	←			11.0101-5407.2	260011	ATE
2.3 t BioPower	136	01/07→12/09						
2.3 t BioPower	152	11/06→12/09	→	X3025752→		11.0101-5407.2	260011	ATE
2.3 Turbo	134	04/08→12/09						
2.0 Turbo SE	141	10/98→07/00	←	→ 12/98		11.0101-5407.2	260011	ATE
			←	01/99→		11.0101-5407.2	260011	ATE
			←	01/00→		11.0101-5407.2	260011	ATE
			←	→ X3020000		11.0101-5407.2	260011	ATE
			←	X3020001→		11.0101-5407.2	260011	ATE
↓								









	kW			 	! #		
<b>SAAB - 9-5 (YS3E) 09/97→12/09</b>							
<b>Führungshülzensatz, Bremssattel</b>							
2.0 Turbo SE	141	10/98→07/00	➡	X3025752→		11.0101-5407.2 260011	ATE
2.3 t	136	01/01→12/09	⬅	01/02→		11.0101-5407.2 260011	ATE
			⬅	→ 12/01; X3020001→		11.0101-5407.2 260011	ATE
			⬅	→ 12/01		11.0101-5407.2 260011	ATE
			➡			11.0101-5407.2 260011	ATE
2.3 Turbo	162	07/03→12/09	⬅			11.0101-5407.2 260011	ATE
			⬅	43510123→		11.0101-5407.2 260011	ATE
			➡			11.0101-5407.2 260011	ATE
2.3 Turbo	184	09/01→12/09	⬅	01/02→		11.0101-5407.2 260011	ATE
			⬅	→ 12/01		11.0101-5407.2 260011	ATE
			➡	01/02→		11.0101-5407.2 260011	ATE
			➡	→ 12/01		11.0101-5407.2 260011	ATE
			➡	53500057→		11.0101-5407.2 260011	ATE
			➡	01/02→; → 53500056		11.0101-5407.2 260011	ATE
2.3 Turbo	224	06/03→08/05	⬅			11.0101-5407.2 260011	ATE
			➡	→ 03/04		11.0101-5407.2 260011	ATE
3.0 TiD	130	07/01→12/09	⬅	→ 12/01		11.0101-5407.2 260011	ATE
			⬅	01/02→		11.0101-5407.2 260011	ATE
			➡	01/02→		11.0101-5407.2 260011	ATE
			➡	→ 12/01		11.0101-5407.2 260011	ATE
3.0 V6t	147	01/98→12/09	⬅	→ 12/01		11.0101-5407.2 260011	ATE
			⬅	01/02→		11.0101-5407.2 260011	ATE
			➡	01/02→		11.0101-5407.2 260011	ATE
			➡	→ 12/01; X3025752→		11.0101-5407.2 260011	ATE
<b>Führungsbolzen, Bremssattel</b>							
1.9 TiD	110	01/06→12/09				11.8171-0008.1 990049	ATE
2.2 TiD	88	03/02→12/09					
2.3 Turbo	169	10/99→09/01					
2.3 Turbo	188	04/08→12/09					
2.3 Turbo	191	11/05→12/09					
2.0 t	110	09/97→12/09		→ X3020000		11.8171-0008.1 990049	ATE
2.3 t	125	09/97→12/09		→ 12/01; X3020001→		11.8171-0008.1 990049	ATE
				01/99→ 12/01		11.8171-0008.1 990049	ATE
				→ 12/98		11.8171-0008.1 990049	ATE
				X3025752→		11.8171-0008.1 990049	ATE
				01/02→		11.8171-0008.1 990049	ATE
2.0 t	136	07/00→12/09		X3025752→		11.8171-0008.1 990049	ATE
				→ 12/01; X3020001→		11.8171-0008.1 990049	ATE
				→ 12/01		11.8171-0008.1 990049	ATE
2.0 t Biopower	132	09/05→12/09		X3025752→		11.8171-0008.1 990049	ATE
				06/06→		11.8171-0008.1 990049	ATE
2.0 t BioPower	110	01/05→12/09		X3025752→		11.8171-0008.1 990049	ATE
2.3 t BioPower	136	01/07→12/09					
2.3 t BioPower	152	11/06→12/09					
2.3 Turbo	134	04/08→12/09					
2.0 Turbo SE	141	10/98→07/00		→ X3020000		11.8171-0008.1 990049	ATE
				X3020001→		11.8171-0008.1 990049	ATE
				01/99→		11.8171-0008.1 990049	ATE
				01/00→		11.8171-0008.1 990049	ATE
				→ 12/98		11.8171-0008.1 990049	ATE
				X3025752→		11.8171-0008.1 990049	ATE
2.3 t	136	01/01→12/09		01/02→		11.8171-0008.1 990049	ATE
				→ 12/01; X3020001→		11.8171-0008.1 990049	ATE
				→ 12/01		11.8171-0008.1 990049	ATE
2.3 Turbo	162	07/03→12/09		43510123→		11.8171-0008.1 990049	ATE
						11.8171-0008.1 990049	ATE
↓							









	kw				! #		
<b>SAAB - 9-5 (YS3E) 09/97→12/09</b>							
<b>Führungsbolzen, Bremsattel</b>							
2.3 Turbo	184	09/01→12/09		01/02→; → 53500056		11.8171-0008.1 990049	ATE
				01/02→		11.8171-0008.1 990049	ATE
				53500057→		11.8171-0008.1 990049	ATE
				→ 12/01		11.8171-0008.1 990049	ATE
2.3 Turbo	224	06/03→08/05		→ 03/04		11.8171-0008.1 990049	ATE
						11.8171-0008.1 990049	ATE
3.0 TiD	130	07/01→12/09		01/02→		11.8171-0008.1 990049	ATE
				→ 12/01		11.8171-0008.1 990049	ATE
3.0 V6t	147	01/98→12/09		→ 12/01; X3025752→		11.8171-0008.1 990049	ATE
				01/02→		11.8171-0008.1 990049	ATE
				→ 12/01		11.8171-0008.1 990049	ATE
<b>Dichtungssatz, Bremsattel</b>							
1.9 TiD	110	01/06→12/09				11.0441-3803.2 250010	ATE
2.2 TiD	88	03/02→12/09	←			11.0441-5704.2 250034	ATE
2.3 Turbo	169	10/99→09/01					
2.0 t	110	09/97→12/09		X3025752→		11.0441-3803.2 250010	ATE
2.3 t	125	09/97→12/09	←	01/02→		11.0441-5704.2 250034	ATE
			←	→ 12/98		11.0441-5704.2 250034	ATE
			←	01/99→ 12/01		11.0441-5704.2 250034	ATE
			←	→ X3020000		11.0441-5704.2 250034	ATE
			←	→ 12/01; X3020001→		11.0441-5704.2 250034	ATE
2.0 t	136	07/00→12/09		X3025752→		11.0441-3803.2 250010	ATE
			←			11.0441-5704.2 250034	ATE
			←	→ 12/01; X3020001→		11.0441-5704.2 250034	ATE
			←	→ 12/01		11.0441-5704.2 250034	ATE
2.0 t Biopower	132	09/05→12/09		X3025752→		11.0441-3803.2 250010	ATE
			←	06/06→		11.0441-5704.2 250034	ATE
2.0 t BioPower	110	01/05→12/09		X3025752→		11.0441-3803.2 250010	ATE
2.3 t BioPower	136	01/07→12/09	←			11.0441-5704.2 250034	ATE
2.3 t BioPower	152	11/06→12/09					
2.3 Turbo	134	04/08→12/09					
2.0 Turbo SE	141	10/98→07/00		X3025752→		11.0441-3803.2 250010	ATE
			←	→ 12/98		11.0441-5704.2 250034	ATE
			←	01/99→		11.0441-5704.2 250034	ATE
			←	01/00→		11.0441-5704.2 250034	ATE
			←	X3020001→		11.0441-5704.2 250034	ATE
			←	→ X3020000		11.0441-5704.2 250034	ATE
2.3 t	136	01/01→12/09				11.0441-3803.2 250010	ATE
			←	01/02→		11.0441-5704.2 250034	ATE
			←	→ 12/01		11.0441-5704.2 250034	ATE
			←	→ 12/01; X3020001→		11.0441-5704.2 250034	ATE
2.3 Turbo	162	07/03→12/09	←			11.0441-3803.2 250010	ATE
			←	43510123→		11.0441-5704.2 250034	ATE
2.3 Turbo	184	09/01→12/09		→ 12/01		11.0441-3803.2 250010	ATE
				53500057→		11.0441-3803.2 250010	ATE
				01/02→		11.0441-4002.2 250011	ATE
				01/02→; → 53500056		11.0441-4002.2 250011	ATE
			←	01/02→		11.0441-5704.2 250034	ATE
			←	→ 12/01		11.0441-5704.2 250034	ATE
2.3 Turbo	188	04/08→12/09				11.0441-3803.2 250010	ATE
			←			11.0441-4002.2 250011	ATE
2.3 Turbo	191	11/05→12/09				11.0441-5704.2 250034	ATE
			←			11.0441-4002.2 250011	ATE
2.3 Turbo	224	06/03→08/05		→ 03/04		11.0441-4002.2 250011	ATE
			←			11.0441-5704.2 250034	ATE
3.0 TiD	130	07/01→12/09		→ 12/01		11.0441-3803.2 250010	ATE
↓							








	kw			 	! #		
<b>SAAB - 9-5 (YS3E) 09/97→12/09</b>							
<b>Dichtungssatz, Bremssattel</b>							
3.0 TiD	130	07/01→12/09		01/02→		11.0441-4002.2 250011	ATE
			←	01/02→		11.0441-5704.2 250034	ATE
			←	→ 12/01		11.0441-5704.2 250034	ATE
3.0 V6t	147	01/98→12/09		→ 12/01; X3025752→		11.0441-3803.2 250010	ATE
				01/02→		11.0441-4002.2 250011	ATE
			←	→ 12/01		11.0441-5704.2 250034	ATE
			←	01/02→		11.0441-5704.2 250034	ATE
<b> Bremsschlauch</b>							
1.9 TiD	110	01/06→12/09	←		2	24.5231-0426.3 331313	L= 426
2.0 t	110	09/97→12/09					
2.0 t	136	07/00→12/09	→		2	24.5233-0200.3 330425	L= 198
2.0 t BioPower	110	01/05→12/09	→	am Bremssattel	2	83.7119-0180.3 330634	L= 180
2.0 Turbo SE	141	10/98→07/00					
2.2 TiD	88	03/02→12/09					
2.3 t	125	09/97→12/09					
2.3 t	136	01/01→12/09					
2.3 t BioPower	136	01/07→12/09					
2.3 t BioPower	152	11/06→12/09					
2.3 Turbo	134	04/08→12/09					
2.3 Turbo	162	07/03→12/09					
2.3 Turbo	169	10/99→09/01					
2.3 Turbo	184	09/01→12/09					
2.3 Turbo	188	04/08→12/09					
2.3 Turbo	191	11/05→12/09					
3.0 TiD	130	07/01→12/09					
3.0 V6t	147	01/98→12/09					
2.0 t Biopower	132	09/05→12/09	←	06/06→	2	24.5231-0426.3 331313	L= 426
			→	06/06→	2	24.5233-0200.3 330425	L= 198
			→	am Bremssattel; 06/06→	2	83.7119-0180.3 330634	L= 180
2.3 Turbo	224	06/03→08/05	←	→ 03/04	2	24.5231-0426.3 331313	L= 426
			→	→ 03/04	2	24.5233-0200.3 330425	L= 198
			→	am Bremssattel; → 03/04	2	83.7119-0180.3 330634	L= 180
<b>SAAB - 9-5 (YS3G) 01/10→01/12</b>							
<b> Bremsschlauch</b>							
1.6 Turbo	132	05/10→01/12	←	passend für Felgenreöße [Zoll]: 16; für Fahrzeuge ohne Sportpaket	2	24.5176-0494.3 331447	L= 494
2.0 t BioPower	162	05/10→01/12					
2.0 t BioPower XWD	162	05/10→01/12	→		2	24.5176-0384.3 331373	L= 384
2.0 TiD	118	05/10→01/12					
2.0 TTiD	140	05/10→01/12					
2.0 TTiD XWD	140	05/10→01/12					
2.0 Turbo	162	05/10→01/12					
2.0 Turbo XWD	162	05/10→01/12					
2.8 Turbo V6 XWD	221	05/10→01/12					
<b>SAAB - 9-5 Kombi (YS3E) 10/98→12/09</b>							
<b> Bremssattel</b>							
1.9 TiD	110	01/06→12/09	←	☐; passend für Felgenreöße [Zoll]: 15		24.3571-1783.5 240751	ATE Ø 57 - Halter
1.9 TiD	129	01/07→12/09	←	☐; passend für Felgenreöße [Zoll]: 15		24.3571-1784.5 240752	ATE Ø 57 - Halter
2.2 TiD	88	03/02→12/09	→	☐; passend für Felgenreöße [Zoll]: 15		11.9381-9957.2 220661	ATE Ø 38 - Halter
			→	☐; passend für Felgenreöße [Zoll]: 15		11.9381-9958.2 220662	ATE Ø 38 - Halter
2.0 t	110	10/98→12/09	←	☐; → 12/98; passend für Felgenreöße [Zoll]: 15		24.3571-1761.5 240461	ATE Ø 57 - Halter
2.3 t	125	10/98→12/09	←	☐; → X3020000; passend für Felgenreöße [Zoll]: 15		24.3571-1761.5 240461	ATE Ø 57 - Halter
			←	☐; → 12/98; passend für Felgenreöße [Zoll]: 15		24.3571-1762.5 240462	ATE Ø 57 - Halter
			←	☐; → X3020000; passend für Felgenreöße [Zoll]: 15		24.3571-1762.5 240462	ATE Ø 57 - Halter
			←	☐; → 12/01; X3020001→; passend für Felgenreöße [Zoll]: 15		24.3571-1783.5 240751	ATE Ø 57 - Halter
			←	☐; 01/02→; passend für Felgenreöße [Zoll]: 15		24.3571-1783.5 240751	ATE Ø 57 - Halter
			←	☐; 01/99→ 12/01; passend für Felgenreöße [Zoll]: 15		24.3571-1783.5 240751	ATE Ø 57 - Halter
			←	☐; → 12/01; X3020001→; passend für Felgenreöße [Zoll]: 15		24.3571-1784.5 240752	ATE Ø 57 - Halter



















	kw			 	! #		
<b>SAAB - 9-5 Kombi (YS3E) 10/98→12/09</b>							
<b> Bremssattel</b>							
2.0 t 2.3 t	110 125	10/98→12/09 10/98→12/09	←	☐; 01/99→ 12/01; passend für Felgengröße [Zoll]: 15	24.3571-1784.5	240752	ATE Ø 57 - Halter
			←	☐; 01/02→; passend für Felgengröße [Zoll]: 15	24.3571-1784.5	240752	ATE Ø 57 - Halter
			→	☐; X3025752→; passend für Felgengröße [Zoll]: 15	11.9381-9957.2	220661	ATE Ø 38 - Halter
			→	☐; X3025752→; passend für Felgengröße [Zoll]: 15	11.9381-9958.2	220662	ATE Ø 38 - Halter
2.0 t	136	07/00→07/01	←	☐; passend für Felgengröße [Zoll]: 15	24.3571-1761.5	240461	ATE Ø 57 - Halter
				☐; → X3020000; passend für Felgengröße [Zoll]: 15	24.3571-1783.5	240751	ATE Ø 57 - Halter
			←	☐; passend für Felgengröße [Zoll]: 15	24.3571-1762.5	240462	ATE Ø 57 - Halter
				☐; → X3020000; passend für Felgengröße [Zoll]: 15	24.3571-1762.5	240462	ATE Ø 57 - Halter
			←	☐; passend für Felgengröße [Zoll]: 16	24.3571-1783.5	240751	ATE Ø 57 - Halter
			←	☐; X3020001→; passend für Felgengröße [Zoll]: 15	24.3571-1783.5	240751	ATE Ø 57 - Halter
			←	☐; passend für Felgengröße [Zoll]: 16	24.3571-1784.5	240752	ATE Ø 57 - Halter
			←	☐; X3020001→; passend für Felgengröße [Zoll]: 15	24.3571-1784.5	240752	ATE Ø 57 - Halter
			→	☐; passend für Felgengröße [Zoll]: 15	11.9381-9957.2	220661	ATE Ø 38 - Halter
			→	☐; passend für Felgengröße [Zoll]: 15	11.9381-9958.2	220662	ATE Ø 38 - Halter
2.0 t	141	10/98→07/00	←	☐; → X3020000; passend für Felgengröße [Zoll]: 15	24.3571-1761.5	240461	ATE Ø 57 - Halter
			←	☐; → 12/98; passend für Felgengröße [Zoll]: 15	24.3571-1761.5	240461	ATE Ø 57 - Halter
			←	☐; → X3020000; passend für Felgengröße [Zoll]: 15	24.3571-1762.5	240462	ATE Ø 57 - Halter
			←	☐; → 12/98; passend für Felgengröße [Zoll]: 15	24.3571-1762.5	240462	ATE Ø 57 - Halter
			←	☐; X3020001→; passend für Felgengröße [Zoll]: 15	24.3571-1783.5	240751	ATE Ø 57 - Halter
			←	☐; 01/99→; passend für Felgengröße [Zoll]: 15	24.3571-1783.5	240751	ATE Ø 57 - Halter
			←	☐; X3020001→; passend für Felgengröße [Zoll]: 15	24.3571-1784.5	240752	ATE Ø 57 - Halter
			←	☐; 01/99→; passend für Felgengröße [Zoll]: 15	24.3571-1784.5	240752	ATE Ø 57 - Halter
			→	☐; X3025752→; passend für Felgengröße [Zoll]: 15	11.9381-9957.2	220661	ATE Ø 38 - Halter
			→	☐; X3025752→; passend für Felgengröße [Zoll]: 15	11.9381-9958.2	220662	ATE Ø 38 - Halter
2.0 t Biopower	132	09/05→12/09	←	☐; 06/06→; passend für Felgengröße [Zoll]: 15	24.3571-1783.5	240751	ATE Ø 57 - Halter
			←	☐; 06/06→; passend für Felgengröße [Zoll]: 15	24.3571-1784.5	240752	ATE Ø 57 - Halter
			→	☐; X3025752→; passend für Felgengröße [Zoll]: 15	11.9381-9957.2	220661	ATE Ø 38 - Halter
			→	☐; X3025752→; passend für Felgengröße [Zoll]: 15	11.9381-9958.2	220662	ATE Ø 38 - Halter
2.0 t BioPower	110	01/06→12/09	←	☐; passend für Felgengröße [Zoll]: 15	24.3571-1783.5	240751	ATE Ø 57 - Halter
			←	☐; passend für Felgengröße [Zoll]: 15	24.3571-1784.5	240752	ATE Ø 57 - Halter
			→	☐; X3025752→; passend für Felgengröße [Zoll]: 15	11.9381-9957.2	220661	ATE Ø 38 - Halter
			→	☐; X3025752→; passend für Felgengröße [Zoll]: 15	11.9381-9958.2	220662	ATE Ø 38 - Halter
2.3 t	136	01/01→12/09	←	☐; 01/02→; passend für Felgengröße [Zoll]: 15	24.3571-1783.5	240751	ATE Ø 57 - Halter
			←	☐; → 12/01; passend für Felgengröße [Zoll]: 15	24.3571-1783.5	240751	ATE Ø 57 - Halter
			←	☐; 01/02→; passend für Felgengröße [Zoll]: 15	24.3571-1784.5	240752	ATE Ø 57 - Halter
			←	☐; → 12/01; passend für Felgengröße [Zoll]: 15	24.3571-1784.5	240752	ATE Ø 57 - Halter
			→	☐; passend für Felgengröße [Zoll]: 15	11.9381-9957.2	220661	ATE Ø 38 - Halter
			→	☐; passend für Felgengröße [Zoll]: 15	11.9381-9958.2	220662	ATE Ø 38 - Halter
↓							

	kw			 	! #		
<b>SAAB - 9-5 Kombi (YS3E) 10/98→12/09</b>							
<b> Bremssattel</b>							
2.3 t BioPower 2.3 t BioPower	136 152	01/07→12/09 11/06→12/09	←	☐; passend für Felgengröße [Zoll]: 15	24.3571-1783.5	240751	ATE Ø 57 - Halter
			←	☐; passend für Felgengröße [Zoll]: 16	24.3571-1783.5	240751	ATE Ø 57 - Halter
			←	☐; passend für Felgengröße [Zoll]: 16	24.3571-1784.5	240752	ATE Ø 57 - Halter
			←	☐; passend für Felgengröße [Zoll]: 15	24.3571-1784.5	240752	ATE Ø 57 - Halter
			→	☐; X3025752→; passend für Felgengröße [Zoll]: 15	11.9381-9957.2	220661	ATE Ø 38 - Halter
			→	☐; X3025752→; passend für Felgengröße [Zoll]: 15	11.9381-9958.2	220662	ATE Ø 38 - Halter
2.3 t BioPower	154	11/06→12/09	←	☐; 01/07→; passend für Felgengröße [Zoll]: 15	24.3571-1783.5	240751	ATE Ø 57 - Halter
			←	☐; 01/07→; passend für Felgengröße [Zoll]: 16	24.3571-1783.5	240751	ATE Ø 57 - Halter
			←	☐; 01/07→; passend für Felgengröße [Zoll]: 16	24.3571-1784.5	240752	ATE Ø 57 - Halter
			←	☐; 01/07→; passend für Felgengröße [Zoll]: 15	24.3571-1784.5	240752	ATE Ø 57 - Halter
			→	☐; X3025752→; passend für Felgengröße [Zoll]: 15	11.9381-9957.2	220661	ATE Ø 38 - Halter
			→	☐; X3025752→; passend für Felgengröße [Zoll]: 15	11.9381-9958.2	220662	ATE Ø 38 - Halter
2.3 Turbo	162	07/03→12/09	←	☐; passend für Felgengröße [Zoll]: 16	24.3571-1783.5	240751	ATE Ø 57 - Halter
			←	☐; passend für Felgengröße [Zoll]: 15	24.3571-1783.5	240751	ATE Ø 57 - Halter
			←	☐; 43510123→; passend für Felgengröße [Zoll]: 15	24.3571-1783.5	240751	ATE Ø 57 - Halter
			←	☐; passend für Felgengröße [Zoll]: 16	24.3571-1784.5	240752	ATE Ø 57 - Halter
			←	☐; passend für Felgengröße [Zoll]: 15	24.3571-1784.5	240752	ATE Ø 57 - Halter
			←	☐; 43510123→; passend für Felgengröße [Zoll]: 15	24.3571-1784.5	240752	ATE Ø 57 - Halter
			→	☐; passend für Felgengröße [Zoll]: 15	11.9381-9957.2	220661	ATE Ø 38 - Halter
			→	☐; passend für Felgengröße [Zoll]: 15	11.9381-9958.2	220662	ATE Ø 38 - Halter
2.3 Turbo	169	10/99→09/01	←	☐; passend für Felgengröße [Zoll]: 16	24.3571-1783.5	240751	ATE Ø 57 - Halter
			←	☐; passend für Felgengröße [Zoll]: 16	24.3571-1784.5	240752	ATE Ø 57 - Halter
			→	☐; passend für Felgengröße [Zoll]: 15	11.9381-9957.2	220661	ATE Ø 38 - Halter
			→	☐; passend für Felgengröße [Zoll]: 15	11.9381-9958.2	220662	ATE Ø 38 - Halter
2.3 Turbo	184	09/01→12/09	←	☐; → 12/01; passend für Felgengröße [Zoll]: 16	24.3571-1783.5	240751	ATE Ø 57 - Halter
			←	☐; 01/02→; passend für Felgengröße [Zoll]: 16	24.3571-1783.5	240751	ATE Ø 57 - Halter
			←	☐; 01/02→; passend für Felgengröße [Zoll]: 16	24.3571-1784.5	240752	ATE Ø 57 - Halter
			←	☐; → 12/01; passend für Felgengröße [Zoll]: 16	24.3571-1784.5	240752	ATE Ø 57 - Halter
			→	☐; 01/02→; passend für Felgengröße [Zoll]: 16	11.3401-0055.2	220519	ATE Ø 40 + Halter
			→	☐; 01/02→; → 53500056; passend für Felgengröße [Zoll]: 16	11.3401-0055.2	220519	ATE Ø 40 + Halter
			→	☐; 01/02→; → 53500056; passend für Felgengröße [Zoll]: 16	11.3401-0056.2	220520	ATE Ø 40 + Halter
			→	☐; 01/02→; passend für Felgengröße [Zoll]: 16	11.3401-0056.2	220520	ATE Ø 40 + Halter
			→	☐; → 12/01; passend für Felgengröße [Zoll]: 15	11.9381-9957.2	220661	ATE Ø 38 - Halter
			→	☐; 53500057→; passend für Felgengröße [Zoll]: 15	11.9381-9957.2	220661	ATE Ø 38 - Halter
			→	☐; → 12/01; passend für Felgengröße [Zoll]: 15	11.9381-9958.2	220662	ATE Ø 38 - Halter
			→	☐; 53500057→; passend für Felgengröße [Zoll]: 15	11.9381-9958.2	220662	ATE Ø 38 - Halter
2.3 Turbo 2.3 Turbo 2.3 Turbo	188 191 224	04/08→12/09 01/06→12/09 06/03→08/05	←	☐; passend für Felgengröße [Zoll]: 16	24.3571-1783.5	240751	ATE Ø 57 - Halter
			←	☐; passend für Felgengröße [Zoll]: 16	24.3571-1784.5	240752	ATE Ø 57 - Halter
			→	☐; passend für Felgengröße [Zoll]: 16	11.3401-0055.2	220519	ATE Ø 40 + Halter
			→	☐; passend für Felgengröße [Zoll]: 16	11.3401-0056.2	220520	ATE Ø 40 + Halter
3.0 TiD	130	07/01→12/09	←	☐; 01/02→; passend für Felgengröße [Zoll]: 16	24.3571-1783.5	240751	ATE Ø 57 - Halter
			←	☐; → 12/01; passend für Felgengröße [Zoll]: 16	24.3571-1783.5	240751	ATE Ø 57 - Halter

	kw			 	! #			
<b>SAAB - 9-5 Kombi (YS3E) 10/98→12/09</b>								
<b>Bremssattel</b>								
3.0 TiD	130	07/01→12/09	←	☐; 01/02→; passend für Felgengröße [Zoll]: 16	24.3571-1784.5	240752	ATE Ø 57 - Halter	
			←	☐; → 12/01; passend für Felgengröße [Zoll]: 16	24.3571-1784.5	240752	ATE Ø 57 - Halter	
			→	☐; 01/02→; passend für Felgengröße [Zoll]: 16	11.3401-0055.2	220519	ATE Ø 40 + Halter	
			→	☐; 01/02→; passend für Felgengröße [Zoll]: 16	11.3401-0056.2	220520	ATE Ø 40 + Halter	
			→	☐; → 12/01; passend für Felgengröße [Zoll]: 15	11.9381-9957.2	220661	ATE Ø 38 - Halter	
			→	☐; → 12/01; passend für Felgengröße [Zoll]: 15	11.9381-9958.2	220662	ATE Ø 38 - Halter	
3.0 V6t	147	10/98→12/09	←	☐; → 12/01; passend für Felgengröße [Zoll]: 16	24.3571-1783.5	240751	ATE Ø 57 - Halter	
			←	☐; 01/02→; passend für Felgengröße [Zoll]: 16	24.3571-1783.5	240751	ATE Ø 57 - Halter	
			←	☐; 01/02→; passend für Felgengröße [Zoll]: 16	24.3571-1784.5	240752	ATE Ø 57 - Halter	
			←	☐; → 12/01; passend für Felgengröße [Zoll]: 16	24.3571-1784.5	240752	ATE Ø 57 - Halter	
			→	☐; 01/02→; passend für Felgengröße [Zoll]: 16	11.3401-0055.2	220519	ATE Ø 40 + Halter	
			→	☐; 01/02→; passend für Felgengröße [Zoll]: 16	11.3401-0056.2	220520	ATE Ø 40 + Halter	
			→	☐; → 12/01; X3025752→; passend für Felgengröße [Zoll]: 15	11.9381-9957.2	220661	ATE Ø 38 - Halter	
			→	☐; → 12/01; X3025752→; passend für Felgengröße [Zoll]: 15	11.9381-9958.2	220662	ATE Ø 38 - Halter	
<b>Feder, Bremssattel</b>								
1.9 TiD	110	01/06→12/09			2	11.8116-0143.1	390513	ATE
1.9 TiD	129	01/07→12/09	←		2	11.8116-0292.1	390521	ATE
2.2 TiD	88	03/02→12/09	←					
2.3 Turbo	169	10/99→09/01						
2.3 Turbo	188	04/08→12/09						
2.3 Turbo	191	01/06→12/09						
2.3 Turbo	224	06/03→08/05						
2.0 t	110	10/98→12/09		X3025752→	2	11.8116-0143.1	390513	ATE
2.3 t	125	10/98→12/09	←	01/02→	2	11.8116-0292.1	390521	ATE
			←	→ X3020000	2	11.8116-0292.1	390521	ATE
			←	→ 12/98	2	11.8116-0292.1	390521	ATE
			←	01/99→ 12/01	2	11.8116-0292.1	390521	ATE
			←	→ 12/01; X3020001→	2	11.8116-0292.1	390521	ATE
2.0 t	136	07/00→07/01			2	11.8116-0143.1	390513	ATE
			←	X3020001→	2	11.8116-0292.1	390521	ATE
			←	→ X3020000	2	11.8116-0292.1	390521	ATE
			←		2	11.8116-0292.1	390521	ATE
2.0 t	141	10/98→07/00		X3025752→	2	11.8116-0143.1	390513	ATE
			←	→ X3020000	2	11.8116-0292.1	390521	ATE
			←	X3020001→	2	11.8116-0292.1	390521	ATE
			←	01/99→	2	11.8116-0292.1	390521	ATE
			←	→ 12/98	2	11.8116-0292.1	390521	ATE
2.0 t Biopower	132	09/05→12/09		X3025752→	2	11.8116-0143.1	390513	ATE
			←	06/06→	2	11.8116-0292.1	390521	ATE
2.0 t BioPower	110	01/06→12/09		X3025752→	2	11.8116-0143.1	390513	ATE
2.3 t BioPower	136	01/07→12/09						
2.3 t BioPower	152	11/06→12/09	←		2	11.8116-0292.1	390521	ATE
2.3 t	136	01/01→12/09			2	11.8116-0143.1	390513	ATE
			←	01/02→	2	11.8116-0292.1	390521	ATE
			←	→ 12/01	2	11.8116-0292.1	390521	ATE
2.3 t BioPower	154	11/06→12/09		X3025752→	2	11.8116-0143.1	390513	ATE
			←	01/07→	2	11.8116-0292.1	390521	ATE
2.3 Turbo	162	07/03→12/09			2	11.8116-0143.1	390513	ATE
			←	43510123→	2	11.8116-0292.1	390521	ATE
			←		2	11.8116-0292.1	390521	ATE
↓								

	kW			 	! #			
<b>SAAB - 9-5 Kombi (YS3E) 10/98→12/09</b>								
<b>Feder, Bremssattel</b>								
2.3 Turbo	184	09/01→12/09		01/02→; → 53500056	2	11.8116-0143.1	390513	ATE
				53500057→	2	11.8116-0143.1	390513	ATE
				→ 12/01	2	11.8116-0143.1	390513	ATE
				01/02→	2	11.8116-0143.1	390513	ATE
			←	01/02→	2	11.8116-0292.1	390521	ATE
			←	→ 12/01	2	11.8116-0292.1	390521	ATE
3.0 TiD	130	07/01→12/09		01/02→	2	11.8116-0143.1	390513	ATE
				→ 12/01	2	11.8116-0143.1	390513	ATE
			←	01/02→	2	11.8116-0292.1	390521	ATE
			←	→ 12/01	2	11.8116-0292.1	390521	ATE
3.0 V6t	147	10/98→12/09		→ 12/01; X3025752→	2	11.8116-0143.1	390513	ATE
				01/02→	2	11.8116-0143.1	390513	ATE
			←	01/02→	2	11.8116-0292.1	390521	ATE
			←	→ 12/01	2	11.8116-0292.1	390521	ATE
<b>Führungshülzensatz, Bremssattel</b>								
1.9 TiD	110	01/06→12/09	←			11.0101-5407.2	260011	ATE
1.9 TiD	129	01/07→12/09						
2.2 TiD	88	03/02→12/09	→			11.0101-5407.2	260011	ATE
2.3 Turbo	169	10/99→09/01						
2.3 Turbo	188	04/08→12/09						
2.3 Turbo	191	01/06→12/09						
2.3 Turbo	224	06/03→08/05						
2.0 t	110	10/98→12/09	←	01/99→ 12/01		11.0101-5407.2	260011	ATE
2.3 t	125	10/98→12/09	←	01/02→		11.0101-5407.2	260011	ATE
			←	→ 12/98		11.0101-5407.2	260011	ATE
			←	→ 12/01; X3020001→		11.0101-5407.2	260011	ATE
			←	→ X3020000		11.0101-5407.2	260011	ATE
			→	X3025752→		11.0101-5407.2	260011	ATE
2.0 t	136	07/00→07/01	←			11.0101-5407.2	260011	ATE
			←	X3020001→		11.0101-5407.2	260011	ATE
			←	→ X3020000		11.0101-5407.2	260011	ATE
			→			11.0101-5407.2	260011	ATE
2.0 t	141	10/98→07/00	←	→ 12/98		11.0101-5407.2	260011	ATE
			←	01/99→		11.0101-5407.2	260011	ATE
			←	X3020001→		11.0101-5407.2	260011	ATE
			←	→ X3020000		11.0101-5407.2	260011	ATE
			→	X3025752→		11.0101-5407.2	260011	ATE
2.0 t Biopower	132	09/05→12/09	←	06/06→		11.0101-5407.2	260011	ATE
			→	X3025752→		11.0101-5407.2	260011	ATE
2.0 t BioPower	110	01/06→12/09	←			11.0101-5407.2	260011	ATE
2.3 t BioPower	136	01/07→12/09						
2.3 t BioPower	152	11/06→12/09	→	X3025752→		11.0101-5407.2	260011	ATE
2.3 t	136	01/01→12/09	←	01/02→		11.0101-5407.2	260011	ATE
			←	→ 12/01		11.0101-5407.2	260011	ATE
			→			11.0101-5407.2	260011	ATE
2.3 t BioPower	154	11/06→12/09	←	01/07→		11.0101-5407.2	260011	ATE
			→	X3025752→		11.0101-5407.2	260011	ATE
2.3 Turbo	162	07/03→12/09	←			11.0101-5407.2	260011	ATE
			←	43510123→		11.0101-5407.2	260011	ATE
			→			11.0101-5407.2	260011	ATE
2.3 Turbo	184	09/01→12/09	←	01/02→		11.0101-5407.2	260011	ATE
			←	→ 12/01		11.0101-5407.2	260011	ATE
			→	01/02→		11.0101-5407.2	260011	ATE
			→	→ 12/01		11.0101-5407.2	260011	ATE
			→	53500057→		11.0101-5407.2	260011	ATE
			→	01/02→; → 53500056		11.0101-5407.2	260011	ATE
3.0 TiD	130	07/01→12/09	←	→ 12/01		11.0101-5407.2	260011	ATE
↓								

	kw			 	! #			
<b>SAAB - 9-5 Kombi (YS3E) 10/98→12/09</b>								
<b>Führungshülzensatz, Bremssattel</b>								
3.0 TiD	130	07/01→12/09	←	01/02→		11.0101-5407.2	260011	ATE
			→	01/02→		11.0101-5407.2	260011	ATE
			→	→ 12/01		11.0101-5407.2	260011	ATE
3.0 V6t	147	10/98→12/09	←	→ 12/01		11.0101-5407.2	260011	ATE
			←	01/02→		11.0101-5407.2	260011	ATE
			→	01/02→		11.0101-5407.2	260011	ATE
			→	→ 12/01; X3025752→		11.0101-5407.2	260011	ATE
<b>Führungsbolzen, Bremssattel</b>								
1.9 TiD	110	01/06→12/09				11.8171-0008.1	990049	ATE
1.9 TiD	129	01/07→12/09						
2.2 TiD	88	03/02→12/09						
2.3 Turbo	169	10/99→09/01						
2.3 Turbo	188	04/08→12/09						
2.3 Turbo	191	01/06→12/09						
2.3 Turbo	224	06/03→08/05						
2.0 t	110	10/98→12/09		→ X3020000		11.8171-0008.1	990049	ATE
2.3 t	125	10/98→12/09		→ 12/01; X3020001→		11.8171-0008.1	990049	ATE
				01/99→ 12/01		11.8171-0008.1	990049	ATE
				→ 12/98		11.8171-0008.1	990049	ATE
				X3025752→		11.8171-0008.1	990049	ATE
				01/02→		11.8171-0008.1	990049	ATE
2.0 t	136	07/00→07/01		X3020001→		11.8171-0008.1	990049	ATE
				→ X3020000		11.8171-0008.1	990049	ATE
						11.8171-0008.1	990049	ATE
2.0 t	141	10/98→07/00		X3020001→		11.8171-0008.1	990049	ATE
				01/99→		11.8171-0008.1	990049	ATE
				→ X3020000		11.8171-0008.1	990049	ATE
				→ 12/98		11.8171-0008.1	990049	ATE
				X3025752→		11.8171-0008.1	990049	ATE
2.0 t Biopower	132	09/05→12/09		X3025752→		11.8171-0008.1	990049	ATE
				06/06→		11.8171-0008.1	990049	ATE
2.0 t BioPower	110	01/06→12/09		X3025752→		11.8171-0008.1	990049	ATE
2.3 t BioPower	136	01/07→12/09				11.8171-0008.1	990049	ATE
2.3 t BioPower	152	11/06→12/09				11.8171-0008.1	990049	ATE
2.3 t	136	01/01→12/09		01/02→		11.8171-0008.1	990049	ATE
				→ 12/01		11.8171-0008.1	990049	ATE
						11.8171-0008.1	990049	ATE
2.3 t BioPower	154	11/06→12/09		X3025752→		11.8171-0008.1	990049	ATE
				01/07→		11.8171-0008.1	990049	ATE
2.3 Turbo	162	07/03→12/09		43510123→		11.8171-0008.1	990049	ATE
						11.8171-0008.1	990049	ATE
2.3 Turbo	184	09/01→12/09		01/02→; → 53500056		11.8171-0008.1	990049	ATE
				01/02→		11.8171-0008.1	990049	ATE
				53500057→		11.8171-0008.1	990049	ATE
				→ 12/01		11.8171-0008.1	990049	ATE
3.0 TiD	130	07/01→12/09		01/02→		11.8171-0008.1	990049	ATE
				→ 12/01		11.8171-0008.1	990049	ATE
3.0 V6t	147	10/98→12/09		→ 12/01; X3025752→		11.8171-0008.1	990049	ATE
				01/02→		11.8171-0008.1	990049	ATE
				→ 12/01		11.8171-0008.1	990049	ATE
<b>Dichtungssatz, Bremssattel</b>								
1.9 TiD	110	01/06→12/09				11.0441-3803.2	250010	ATE
1.9 TiD	129	01/07→12/09	←			11.0441-5704.2	250034	ATE
2.2 TiD	88	03/02→12/09						
2.3 Turbo	169	10/99→09/01						
2.0 t	110	10/98→12/09		X3025752→		11.0441-3803.2	250010	ATE
2.3 t	125	10/98→12/09	←	01/02→		11.0441-5704.2	250034	ATE
			←	→ 12/98		11.0441-5704.2	250034	ATE
			←	01/99→ 12/01		11.0441-5704.2	250034	ATE
			←	→ X3020000		11.0441-5704.2	250034	ATE
			←	→ 12/01; X3020001→		11.0441-5704.2	250034	ATE
↓								




























**SAAB - 9-5 Kombi (YS3E) 10/98→12/09**












**Dichtungssatz, Bremssattel**

2.0 t	136	07/00→07/01			11.0441-3803.2	250010	ATE
			←		11.0441-5704.2	250034	ATE
			←	→ X3020000	11.0441-5704.2	250034	ATE
			←	X3020001→	11.0441-5704.2	250034	ATE
2.0 t	141	10/98→07/00		X3025752→	11.0441-3803.2	250010	ATE
			←	→ 12/98	11.0441-5704.2	250034	ATE
			←	01/99→	11.0441-5704.2	250034	ATE
			←	→ X3020000	11.0441-5704.2	250034	ATE
			←	X3020001→	11.0441-5704.2	250034	ATE
2.0 t Biopower	132	09/05→12/09		X3025752→	11.0441-3803.2	250010	ATE
			←	06/06→	11.0441-5704.2	250034	ATE
2.0 t BioPower	110	01/06→12/09		X3025752→	11.0441-3803.2	250010	ATE
2.3 t BioPower	136	01/07→12/09	←		11.0441-5704.2	250034	ATE
2.3 t BioPower	152	11/06→12/09	←		11.0441-5704.2	250034	ATE
2.3 t	136	01/01→12/09			11.0441-3803.2	250010	ATE
			←	01/02→	11.0441-5704.2	250034	ATE
			←	→ 12/01	11.0441-5704.2	250034	ATE
2.3 t BioPower	154	11/06→12/09		X3025752→	11.0441-3803.2	250010	ATE
			←	01/07→	11.0441-5704.2	250034	ATE
2.3 Turbo	162	07/03→12/09			11.0441-3803.2	250010	ATE
			←		11.0441-5704.2	250034	ATE
			←	43510123→	11.0441-5704.2	250034	ATE
2.3 Turbo	184	09/01→12/09		→ 12/01	11.0441-3803.2	250010	ATE
				53500057→	11.0441-3803.2	250010	ATE
				01/02→	11.0441-4002.2	250011	ATE
				01/02→; → 53500056	11.0441-4002.2	250011	ATE
			←	01/02→	11.0441-5704.2	250034	ATE
←	→ 12/01	11.0441-5704.2	250034	ATE			
2.3 Turbo	188	04/08→12/09			11.0441-4002.2	250011	ATE
2.3 Turbo	191	01/06→12/09	←		11.0441-5704.2	250034	ATE
2.3 Turbo	224	06/03→08/05	←		11.0441-5704.2	250034	ATE
3.0 TiD	130	07/01→12/09		→ 12/01	11.0441-3803.2	250010	ATE
				01/02→	11.0441-4002.2	250011	ATE
			←	01/02→	11.0441-5704.2	250034	ATE
			←	→ 12/01	11.0441-5704.2	250034	ATE
3.0 V6t	147	10/98→12/09		→ 12/01; X3025752→	11.0441-3803.2	250010	ATE
				01/02→	11.0441-4002.2	250011	ATE
			←	→ 12/01	11.0441-5704.2	250034	ATE
			←	01/02→	11.0441-5704.2	250034	ATE

 **Bremsschlauch**







1.9 TiD	110	01/06→12/09	←		2	24.5231-0426.3	331313	L= 426
1.9 TiD	129	01/07→12/09	→		2	24.5233-0200.3	330425	L= 198
2.0 t	110	10/98→12/09	→		2	24.5233-0200.3	330425	L= 198
2.0 t	136	07/00→07/01	→	am Bremssattel	2	83.7119-0180.3	330634	L= 180
2.0 t	141	10/98→07/00	→		2	83.7119-0180.3	330634	L= 180
2.0 t BioPower	110	01/06→12/09	→		2	83.7119-0180.3	330634	L= 180
2.2 TiD	88	03/02→12/09	→		2	83.7119-0180.3	330634	L= 180
2.3 t	125	10/98→12/09	→		2	83.7119-0180.3	330634	L= 180
2.3 t BioPower	136	01/07→12/09	→		2	83.7119-0180.3	330634	L= 180
2.3 t BioPower	152	11/06→12/09	→		2	83.7119-0180.3	330634	L= 180
2.3 Turbo	162	07/03→12/09	→		2	83.7119-0180.3	330634	L= 180
2.3 Turbo	169	10/99→09/01	→		2	83.7119-0180.3	330634	L= 180
2.3 Turbo	184	09/01→12/09	→		2	83.7119-0180.3	330634	L= 180
2.3 Turbo	188	04/08→12/09	→		2	83.7119-0180.3	330634	L= 180
2.3 Turbo	191	01/06→12/09	→		2	83.7119-0180.3	330634	L= 180
2.3 Turbo	224	06/03→08/05	→		2	83.7119-0180.3	330634	L= 180
3.0 TiD	130	07/01→12/09	→		2	83.7119-0180.3	330634	L= 180
3.0 V6t	147	10/98→12/09	→		2	83.7119-0180.3	330634	L= 180
2.0 t Biopower	132	09/05→12/09	←	06/06→	2	24.5231-0426.3	331313	L= 426
			→	06/06→	2	24.5233-0200.3	330425	L= 198
			→	am Bremssattel; 06/06→	2	83.7119-0180.3	330634	L= 180
2.3 t	136	01/01→12/09	←	01/02→	2	24.5231-0426.3	331313	L= 426
↓								









	kW			 	! #		
<b>SAAB - 9-5 Kombi (YS3E) 10/98→12/09</b>							
<b>Bremsschlauch</b>							
2.3 t	136	01/01→12/09	➔	01/02→	2	24.5233-0200.3 330425	L= 198
			➔	am Bremssattel; 01/02→	2	83.7119-0180.3 330634	L= 180
2.3 t BioPower	154	11/06→12/09	➔	01/07→	2	24.5231-0426.3 331313	L= 426
			➔	01/07→	2	24.5233-0200.3 330425	L= 198
			➔	am Bremssattel; 01/07→	2	83.7119-0180.3 330634	L= 180
<b>SAAB - 900 II 07/93→04/99</b>							
<b>Bremssattel</b>							
2.0 -16 Turbo 2.3 -16 2.5 -24 V6	136 110 125	07/93→02/98 07/93→02/98 07/93→02/98	➔	 ; 09/93→ 08/96		24.3541-8085.5 240525	ATE Ø 54 - Halter
			➔	 ; 09/93→ 08/96		24.3541-8086.5 240526	ATE Ø 54 - Halter
			➔	 ; 09/96→		24.3571-1761.5 240461	ATE Ø 57 - Halter
			➔	 ; 09/96→		24.3571-1762.5 240462	ATE Ø 57 - Halter
			➔	 ; 09/93→ 08/96		13.2351-0013.2 210010	ATE Ø 35
			➔	 ; 09/93→ 08/96		13.2351-0014.2 210011	ATE Ø 35
			➔	 ; 09/96→		13.2351-0025.2 210210	ATE Ø 35
			➔	 ; 09/96→		13.2351-0026.2 210211	ATE Ø 35
			➔	 ; 09/93→ 08/96		24.9235-0013.5 230001	ATE Ø 35
			➔	 ; 09/93→ 08/96		24.9235-0014.5 230002	ATE Ø 35
2.0 i	96	08/94→02/98	➔	 ; → 08/96		24.3541-8085.5 240525	ATE Ø 54 - Halter
			➔	 ; → 08/96		24.3541-8086.5 240526	ATE Ø 54 - Halter
			➔	 ; 09/96→		24.3571-1761.5 240461	ATE Ø 57 - Halter
			➔	 ; 09/96→		24.3571-1762.5 240462	ATE Ø 57 - Halter
			➔	 ; → 08/96		13.2351-0013.2 210010	ATE Ø 35
			➔	 ; → 08/96		13.2351-0014.2 210011	ATE Ø 35
			➔	 ; 09/96→		13.2351-0025.2 210210	ATE Ø 35
			➔	 ; 09/96→		13.2351-0026.2 210211	ATE Ø 35
			➔	 ; → 08/96		24.9235-0013.5 230001	ATE Ø 35
			➔	 ; → 08/96		24.9235-0014.5 230002	ATE Ø 35
<b>Feder, Bremssattel</b>							
2.0 -16 Turbo 2.3 -16 2.5 -24 V6	136 110 125	07/93→02/98 07/93→02/98 07/93→02/98		09/96→	2	11.8116-0292.1 390521	ATE
			➔	09/93→ 08/96	2	11.8116-0292.1 390521	ATE
				09/96→	2	11.8116-0292.1 390521	ATE
2.0 i	96	08/94→02/98	➔	→ 08/96	2	11.8116-0292.1 390521	ATE
<b>Führungshülzensatz, Bremssattel</b>							
2.0 -16 Turbo 2.3 -16 2.5 -24 V6	136 110 125	07/93→02/98 07/93→02/98 07/93→02/98	➔	09/96→		11.0101-5407.2 260011	ATE
			➔	09/93→ 08/96		11.0101-5407.2 260011	ATE
			➔	09/96→		11.0101-5407.2 260011	ATE
2.0 i	96	08/94→02/98	➔	→ 08/96		11.0101-5407.2 260011	ATE
<b>Führungsbolzen, Bremssattel</b>							
2.0 -16 Turbo 2.3 -16 2.5 -24 V6	136 110 125	07/93→02/98 07/93→02/98 07/93→02/98		09/93→ 08/96		11.8171-0008.1 990049	ATE
				09/96→		11.8171-0008.1 990049	ATE
				09/96→		11.8171-0008.1 990049	ATE
2.0 i	96	08/94→02/98		→ 08/96		11.8171-0008.1 990049	ATE
<b>Dichtungssatz, Bremssattel</b>							
2.0 -16 Turbo 2.3 -16 2.5 -24 V6	136 110 125	07/93→02/98 07/93→02/98 07/93→02/98		09/96→		13.0441-3506.2 250052	ATE
			➔	09/93→ 08/96		11.0441-5704.2 250034	ATE
			➔	09/93→ 08/96		13.0441-3506.2 250052	ATE
2.0 i	96	08/94→02/98		09/96→		13.0441-3506.2 250052	ATE
			➔	→ 08/96		11.0441-5704.2 250034	ATE
			➔	→ 08/96		13.0441-3506.2 250052	ATE
↓							








	kW			 	! #		
<b>SAAB - 900 II 07/93→04/99</b>							
 <b>Bremsschlauch</b>							
2.0 -16 Turbo	136	07/93→02/98	←	09/93→	2	24.5298-0322.3 331314	L= 322
2.3 -16	110	07/93→02/98	→	☐; R2024559→		24.5117-0195.3 330565	L= 198
2.5 -24 V6	125	07/93→02/98	→	☐; R2017931→		24.5117-0205.3 330669	L= 205
2.0 i	96	08/94→02/98	←		2	24.5298-0322.3 331314	L= 322
			→	☐; R2024559→		24.5117-0195.3 330565	L= 198
			→	☐; R2017931→		24.5117-0205.3 330669	L= 205
<b>SAAB - 900 II Cabriolet 09/93→04/99</b>							
 <b>Bremssattel</b>							
2.0 -16 Turbo	136	12/93→02/98	←	☐; → 08/96		24.3541-8085.5 240525	ATE Ø 54 - Halter
2.0 i	96	12/93→02/98	←	☐; → 08/96		24.3541-8086.5 240526	ATE Ø 54 - Halter
2.3 -16	110	12/93→02/98	←	☐; → 08/96		24.3571-1761.5 240461	ATE Ø 57 - Halter
2.5 -24 V6	125	12/93→02/98	←	☐; 09/96→		24.3571-1762.5 240462	ATE Ø 57 - Halter
			→	☐; → 08/96		13.2351-0013.2 210010	ATE Ø 35
			→	☐; → 08/96		13.2351-0014.2 210011	ATE Ø 35
			→	☐; 09/96→		13.2351-0025.2 210210	ATE Ø 35
			→	☐; 09/96→		13.2351-0026.2 210211	ATE Ø 35
			→	☐; → 08/96		24.9235-0013.5 230001	ATE Ø 35
			→	☐; → 08/96		24.9235-0014.5 230002	ATE Ø 35
<b>Feder, Bremssattel</b>							
2.0 -16 Turbo	136	12/93→02/98		09/96→	2	11.8116-0292.1 390521	ATE
2.0 i	96	12/93→02/98	←	→ 08/96	2	11.8116-0292.1 390521	ATE
2.3 -16	110	12/93→02/98					
2.5 -24 V6	125	12/93→02/98					
<b>Führungshülzensatz, Bremssattel</b>							
2.0 -16 Turbo	136	12/93→02/98	←	09/96→		11.0101-5407.2 260011	ATE
2.0 i	96	12/93→02/98	←	→ 08/96		11.0101-5407.2 260011	ATE
2.3 -16	110	12/93→02/98					
2.5 -24 V6	125	12/93→02/98					
<b>Führungsbolzen, Bremssattel</b>							
2.0 -16 Turbo	136	12/93→02/98		→ 08/96		11.8171-0008.1 990049	ATE
2.0 i	96	12/93→02/98		09/96→		11.8171-0008.1 990049	ATE
2.3 -16	110	12/93→02/98					
2.5 -24 V6	125	12/93→02/98					
<b>Dichtungssatz, Bremssattel</b>							
2.0 -16 Turbo	136	12/93→02/98		09/96→		13.0441-3506.2 250052	ATE
2.0 i	96	12/93→02/98	←	→ 08/96		11.0441-5704.2 250034	ATE
2.3 -16	110	12/93→02/98	←	→ 08/96		13.0441-3506.2 250052	ATE
2.5 -24 V6	125	12/93→02/98	→	→ 08/96			
 <b>Bremsschlauch</b>							
2.0 -16 Turbo	136	12/93→02/98	←		2	24.5298-0322.3 331314	L= 322
2.0 i	96	12/93→02/98	→	☐; R2024559→		24.5117-0195.3 330565	L= 198
2.3 -16	110	12/93→02/98	→	☐; R2017931→		24.5117-0205.3 330669	L= 205
2.5 -24 V6	125	12/93→02/98					
<b>SAAB - 900 II Coupe 12/93→04/99</b>							
 <b>Bremssattel</b>							
2.0 -16 Turbo	136	12/93→02/98	←	☐; → 08/96		24.3541-8085.5 240525	ATE Ø 54 - Halter
2.0 i	96	08/94→02/98	←	☐; → 08/96		24.3541-8086.5 240526	ATE Ø 54 - Halter
2.3 -16	110	12/93→02/98	←	☐; → 08/96		24.3571-1761.5 240461	ATE Ø 57 - Halter
2.5 -24 V6	125	12/93→02/98	←	☐; 09/96→		24.3571-1762.5 240462	ATE Ø 57 - Halter
			→	☐; → 08/96		13.2351-0013.2 210010	ATE Ø 35
			→	☐; → 08/96		13.2351-0014.2 210011	ATE Ø 35
			→	☐; 09/96→		13.2351-0025.2 210210	ATE Ø 35
			→	☐; 09/96→		13.2351-0026.2 210211	ATE Ø 35
			→	☐; → 08/96		24.9235-0013.5 230001	ATE Ø 35
			→	☐; → 08/96		24.9235-0014.5 230002	ATE Ø 35
↓							


























	kW				! #		
<b>SAAB - 900 II Coupe 12/93→04/99</b>							
<b>Feder, Bremssattel</b>							
2.0 -16 Turbo	136	12/93→02/98		09/96→	2	11.8116-0292.1 390521	ATE
2.0 i	96	08/94→02/98	←	→ 08/96	2	11.8116-0292.1 390521	ATE
2.3 -16	110	12/93→02/98					
2.5 -24 V6	125	12/93→02/98					
<b>Führungshülzensatz, Bremssattel</b>							
2.0 -16 Turbo	136	12/93→02/98	←	09/96→		11.0101-5407.2 260011	ATE
2.0 i	96	08/94→02/98					
2.3 -16	110	12/93→02/98	←	→ 08/96		11.0101-5407.2 260011	ATE
2.5 -24 V6	125	12/93→02/98					
<b>Führungsbolzen, Bremssattel</b>							
2.0 -16 Turbo	136	12/93→02/98		→ 08/96		11.8171-0008.1 990049	ATE
2.0 i	96	08/94→02/98					
2.3 -16	110	12/93→02/98		09/96→		11.8171-0008.1 990049	ATE
2.5 -24 V6	125	12/93→02/98					
<b>Dichtungssatz, Bremssattel</b>							
2.0 -16 Turbo	136	12/93→02/98		09/96→		13.0441-3506.2 250052	ATE
2.0 i	96	08/94→02/98	←	→ 08/96		11.0441-5704.2 250034	ATE
2.3 -16	110	12/93→02/98					
2.5 -24 V6	125	12/93→02/98	→	→ 08/96		13.0441-3506.2 250052	ATE
<b>Bremsschlauch</b>							
2.0 -16 Turbo	136	12/93→02/98	←		2	24.5298-0322.3 331314	L= 322
2.0 i	96	08/94→02/98	→	☐; R2024559→		24.5117-0195.3 330565	L= 198
2.3 -16	110	12/93→02/98	→				
2.5 -24 V6	125	12/93→02/98	→	☐; R2017931→		24.5117-0205.3 330669	L= 205
<b>SAAB - 9000 04/85→12/98</b>							
<b>Feder, Bremssattel</b>							
2.0 -16 CD	96	09/93→12/98		→ 05/98	2	11.8116-0073.1 390498	ATE
2.0 -16 CD	110	09/93→12/98					
2.3 -16 CDE	108	09/93→12/98					
2.3 -16 CDE Eco-Power	125	09/93→12/98					
2.0 -16 Turbo CD	108	09/92→12/98		09/93→ 05/98	2	11.8116-0073.1 390498	ATE
2.0 -16 Turbo CD	136	09/89→12/98		→ 08/93	2	11.8116-0073.1 390498	ATE
2.3 -16 CD	107	08/89→12/98		09/89→ 08/93	2	11.8116-0073.1 390498	ATE
2.3 -16 CD Turbo	147	07/90→12/98		09/93→ 05/98	2	11.8116-0073.1 390498	ATE
3.0 -24 V6 CD/CDE	155	07/94→12/98		09/94→ 05/98	2	11.8116-0073.1 390498	ATE
<b>Führungshülzensatz, Bremssattel</b>							
2.0 -16 CD	96	09/93→12/98	←	→ 05/98		11.0101-5407.2 260011	ATE
2.0 -16 CD	110	09/93→12/98					
2.3 -16 CDE	108	09/93→12/98	→	→ 05/98		11.0101-5407.2 260011	ATE
2.3 -16 CDE Eco-Power	125	09/93→12/98					
2.0 -16 Turbo CD	108	09/92→12/98	←	→ 08/93		11.0101-5407.2 260011	ATE
2.0 -16 Turbo CD	136	09/89→12/98	←	09/93→ 05/98		11.0101-5407.2 260011	ATE
			→	09/93→ 05/98		11.0101-5407.2 260011	ATE
			→	→ 08/93		11.0101-5407.2 260011	ATE
2.3 -16 CD	107	08/89→12/98	←	09/89→ 08/93		11.0101-5407.2 260011	ATE
			→	09/89→ 08/93		11.0101-5407.2 260011	ATE
2.3 -16 CD Turbo	147	07/90→12/98	←	09/93→ 05/98		11.0101-5407.2 260011	ATE
			→	09/93→ 05/98		11.0101-5407.2 260011	ATE
3.0 -24 V6 CD/CDE	155	07/94→12/98	←	09/94→ 05/98		11.0101-5407.2 260011	ATE
			→	09/94→ 05/98		11.0101-5407.2 260011	ATE
<b>Führungsbolzen, Bremssattel</b>							
2.0 -16 CD	96	09/93→12/98	←	→ 05/98		11.8171-0008.1 990049	ATE
2.0 -16 CD	110	09/93→12/98					
2.3 -16 CDE	108	09/93→12/98	→	→ 05/98		11.8171-0008.1 990049	ATE
2.3 -16 CDE Eco-Power	125	09/93→12/98					
2.0 -16 Turbo CD	108	09/92→12/98	←	→ 08/93		11.8171-0008.1 990049	ATE
2.0 -16 Turbo CD	136	09/89→12/98	←	09/93→ 05/98		11.8171-0008.1 990049	ATE
			→	09/93→ 05/98		11.8171-0008.1 990049	ATE
			→	→ 08/93		11.8171-0008.1 990049	ATE
2.3 -16 CD	107	08/89→12/98	←	09/89→ 08/93		11.8171-0008.1 990049	ATE
			→	09/89→ 08/93		11.8171-0008.1 990049	ATE
↓							








	kW					! #		
<b>SAAB - 9000 04/85→12/98</b>								
<b>Führungsbolzen, Bremsattel</b>								
2.3 -16 CD Turbo	147	07/90→12/98	←	09/93→ 05/98		11.8171-0008.1	990049	ATE
			→	09/93→ 05/98		11.8171-0008.1	990049	ATE
3.0 -24 V6 CD/CDE	155	07/94→12/98	←	09/94→ 05/98		11.8171-0008.1	990049	ATE
			→	09/94→ 05/98		11.8171-0008.1	990049	ATE
<b>Dichtungssatz, Bremsattel</b>								
2.0 -16 CD	96	09/93→12/98	←	→ 05/98		11.0441-5702.2	250033	ATE
2.0 -16 CD	110	09/93→12/98	→	→ 05/98		11.0441-3302.2	250004	ATE
2.3 -16 CDE	108	09/93→12/98						
2.3 -16 CDE Eco-Power	125	09/93→12/98						
2.0 -16 Turbo CD	108	09/92→12/98	←	09/93→ 05/98		11.0441-5702.2	250033	ATE
2.0 -16 Turbo CD	136	09/89→12/98	←	→ 08/93		11.0441-5702.2	250033	ATE
			→	09/93→ 05/98		11.0441-3302.2	250004	ATE
			→	→ 08/93		11.0441-3302.2	250004	ATE
2.3 -16 CD	107	08/89→12/98	←	09/89→ 08/93		11.0441-5702.2	250033	ATE
			→	09/89→ 08/93		11.0441-3302.2	250004	ATE
2.3 -16 CD Turbo	147	07/90→12/98	←	09/93→ 05/98		11.0441-5702.2	250033	ATE
			→	09/93→ 05/98		11.0441-3302.2	250004	ATE
3.0 -24 V6 CD/CDE	155	07/94→12/98	←	09/94→ 05/98		11.0441-5702.2	250033	ATE
			→	09/94→ 05/98		11.0441-3302.2	250004	ATE
<b> Bremsschlauch</b>								
2.0 -16 CD	96	09/93→12/98	←	→ 05/98	2	83.6169-0505.3	330288	L= 505
2.0 -16 CD	110	09/93→12/98	→	→ 09/96	2	83.6155-0327.3	330287	L= 325
			→	09/96→ 05/98	2	83.6169-0325.3	330546	L= 325
2.0 -16 Turbo CD	108	09/92→12/98	←	→ 08/93	2	83.6169-0505.3	330288	L= 505
2.0 -16 Turbo CD	136	09/89→12/98	←	09/93→ 05/98	2	83.6169-0505.3	330288	L= 505
			→	09/93→ 08/96	2	83.6155-0327.3	330287	L= 325
			→	→ 08/93	2	83.6155-0327.3	330287	L= 325
			→	09/96→ 05/98	2	83.6169-0325.3	330546	L= 325
2.3 -16 CD	107	08/89→12/98	←	09/89→ 08/93	2	83.6169-0505.3	330288	L= 505
			→	09/89→ 08/93	2	83.6155-0327.3	330287	L= 325
2.3 -16 CDE	108	09/93→12/98	←	→ 05/98	2	83.6169-0505.3	330288	L= 505
2.3 -16 CDE Eco-Power	125	09/93→12/98	→	→ 08/96	2	83.6155-0327.3	330287	L= 325
			→	09/96→ 05/98	2	83.6169-0325.3	330546	L= 325
2.3 -16 CD Turbo	147	07/90→12/98	←	09/93→ 05/98	2	83.6169-0505.3	330288	L= 505
			→	09/93→ 08/96	2	83.6155-0327.3	330287	L= 325
			→	09/96→ 05/98	2	83.6169-0325.3	330546	L= 325
3.0 -24 V6 CD/CDE	155	07/94→12/98	←	09/94→ 05/98	2	83.6169-0505.3	330288	L= 505
			→	09/94→ 08/96	2	83.6155-0327.3	330287	L= 325
			→	09/96→ 05/98	2	83.6169-0325.3	330546	L= 325
<b>SAAB - 9000 Schrägheck 09/84→12/98</b>								
<b>Feder, Bremsattel</b>								
2.0 -16 CS	94	01/89→12/98		09/89→ 08/93	2	11.8116-0073.1	390498	ATE
2.0 -16 CS	96	09/93→12/98		→ 05/98	2	11.8116-0073.1	390498	ATE
2.0 -16 ND Turbo	110	09/93→12/98						
2.3 -16 CSE	108	09/93→12/98						
2.3 -16 CSE Eco Power	125	09/93→12/98						
2.3 -16 Turbo CSE	147	09/93→12/98						
2.0 -16 Turbo CS	136	09/88→12/98		09/93→ 05/98	2	11.8116-0073.1	390498	ATE
				→ 08/93	2	11.8116-0073.1	390498	ATE
2.3 -16 Aero CS	162	02/93→12/98		09/93→ 05/98	2	11.8116-0073.1	390498	ATE
2.3 -16 Aero CS	165	02/93→12/98						
2.3 -16 Turbo	143	09/90→12/98						
2.3 -16 CS	107	09/89→12/98		→ 08/93	2	11.8116-0073.1	390498	ATE
3.0 -24 V6 CS/CSE	155	07/94→12/98		09/94→ 05/98	2	11.8116-0073.1	390498	ATE
<b>Führungshülzensatz, Bremsattel</b>								
2.0 -16 CS	94	01/89→12/98	←	09/89→ 08/93		11.0101-5407.2	260011	ATE
↓								

	kW			 	! #		
<b>SAAB - 9000 Schrägheck 09/84→12/98</b>							
<b>Führungshülzensatz, Bremssattel</b>							
2.0 -16 CS	94	01/89→12/98	➡	→ 08/93		11.0101-5407.2 260011	ATE
2.0 -16 CS	96	09/93→12/98	⬅	→ 05/98		11.0101-5407.2 260011	ATE
2.0 -16 ND Turbo	110	09/93→12/98	➡	→ 05/98		11.0101-5407.2 260011	ATE
2.3 -16 CSE	108	09/93→12/98					
2.3 -16 CSE Eco Power	125	09/93→12/98					
2.3 -16 Turbo CSE	147	09/93→12/98					
2.0 -16 Turbo CS	136	09/88→12/98	⬅	→ 08/93		11.0101-5407.2 260011	ATE
			⬅	09/93→ 05/98		11.0101-5407.2 260011	ATE
			➡	09/93→ 05/98		11.0101-5407.2 260011	ATE
			➡	→ 08/93		11.0101-5407.2 260011	ATE
2.3 -16 Aero CS	162	02/93→12/98	⬅	09/93→ 05/98		11.0101-5407.2 260011	ATE
2.3 -16 Aero CS	165	02/93→12/98	➡	09/93→ 05/98		11.0101-5407.2 260011	ATE
2.3 -16 Turbo	143	09/90→12/98					
2.3 -16 CS	107	09/89→12/98	⬅	→ 08/93		11.0101-5407.2 260011	ATE
			➡	→ 08/93		11.0101-5407.2 260011	ATE
3.0 -24 V6 CS/CSE	155	07/94→12/98	⬅	09/94→ 05/98		11.0101-5407.2 260011	ATE
			➡	09/94→ 05/98		11.0101-5407.2 260011	ATE
<b>Führungsbolzen, Bremssattel</b>							
2.0 -16 CS	94	01/89→12/98	⬅	09/89→ 08/93		11.8171-0008.1 990049	ATE
			➡	→ 08/93		11.8171-0008.1 990049	ATE
2.0 -16 CS	96	09/93→12/98	⬅	→ 05/98		11.8171-0008.1 990049	ATE
2.0 -16 ND Turbo	110	09/93→12/98	➡	→ 05/98		11.8171-0008.1 990049	ATE
2.3 -16 CSE	108	09/93→12/98					
2.3 -16 CSE Eco Power	125	09/93→12/98					
2.3 -16 Turbo CSE	147	09/93→12/98					
2.0 -16 Turbo CS	136	09/88→12/98	⬅	→ 08/93		11.8171-0008.1 990049	ATE
			⬅	09/93→ 05/98		11.8171-0008.1 990049	ATE
			➡	09/93→ 05/98		11.8171-0008.1 990049	ATE
			➡	→ 08/93		11.8171-0008.1 990049	ATE
2.3 -16 Aero CS	162	02/93→12/98	⬅	09/93→ 05/98		11.8171-0008.1 990049	ATE
2.3 -16 Aero CS	165	02/93→12/98	➡	09/93→ 05/98		11.8171-0008.1 990049	ATE
2.3 -16 Turbo	143	09/90→12/98					
2.3 -16 CS	107	09/89→12/98	⬅	→ 08/93		11.8171-0008.1 990049	ATE
			➡	→ 08/93		11.8171-0008.1 990049	ATE
3.0 -24 V6 CS/CSE	155	07/94→12/98	⬅	09/94→ 05/98		11.8171-0008.1 990049	ATE
			➡	09/94→ 05/98		11.8171-0008.1 990049	ATE
<b>Dichtungssatz, Bremssattel</b>							
2.0 -16 CS	94	01/89→12/98	⬅	09/89→ 08/93		11.0441-5702.2 250033	ATE
			➡	→ 08/93		11.0441-3302.2 250004	ATE
2.0 -16 CS	96	09/93→12/98	⬅	→ 05/98		11.0441-5702.2 250033	ATE
2.0 -16 ND Turbo	110	09/93→12/98	➡	→ 05/98		11.0441-3302.2 250004	ATE
2.3 -16 CSE	108	09/93→12/98					
2.3 -16 CSE Eco Power	125	09/93→12/98					
2.3 -16 Turbo CSE	147	09/93→12/98					
2.0 -16 Turbo CS	136	09/88→12/98	⬅	09/93→ 05/98		11.0441-5702.2 250033	ATE
			⬅	→ 08/93		11.0441-5702.2 250033	ATE
			➡	09/93→ 05/98		11.0441-3302.2 250004	ATE
			➡	→ 08/93		11.0441-3302.2 250004	ATE
2.3 -16 Aero CS	162	02/93→12/98	⬅	09/93→ 05/98		11.0441-5702.2 250033	ATE
2.3 -16 Aero CS	165	02/93→12/98	➡	09/93→ 05/98		11.0441-3302.2 250004	ATE
2.3 -16 Turbo	143	09/90→12/98					
2.3 -16 CS	107	09/89→12/98	⬅	→ 08/93		11.0441-5702.2 250033	ATE
			➡	→ 08/93		11.0441-3302.2 250004	ATE
3.0 -24 V6 CS/CSE	155	07/94→12/98	⬅	09/94→ 05/98		11.0441-5702.2 250033	ATE
			➡	09/94→ 05/98		11.0441-3302.2 250004	ATE
<b>Zubehörsatz, Bremssattel</b>							
2.0 -16 CS	94	01/89→12/98	⬅	→ 08/89		24.0101-3601.2 260044	TRW
<b>Bremsschlauch</b>							
2.0 -16 CS	94	01/89→12/98	⬅	→ 08/93	2	83.6169-0505.3 330288	L= 505
2.3 -16 CS	107	09/89→12/98					
↓							

	kw			 	! #		
<b>SAAB - 9000 Schrägheck 09/84→12/98</b>							
<b>Bremsschlauch</b>							
2.0 -16 CS	94	01/89→12/98	➔	→ 08/93	2	83.6155-0327.3 330287	L= 325
2.3 -16 CS	107	09/89→12/98	➔				
2.0 -16 CS	96	09/93→12/98	➔	→ 05/98	2	83.6169-0505.3 330288	L= 505
			➔	→ 09/96	2	83.6155-0327.3 330287	L= 325
			➔	09/96→ 05/98	2	83.6169-0325.3 330546	L= 325
2.0 -16 ND Turbo	110	09/93→12/98	➔	→ 05/98	2	83.6169-0505.3 330288	L= 505
2.3 -16 CSE	108	09/93→12/98	➔	→ 08/96	2	83.6155-0327.3 330287	L= 325
2.3 -16 CSE Eco Power	125	09/93→12/98	➔				
2.3 -16 Turbo CSE	147	09/93→12/98	➔	09/96→ 05/98	2	83.6169-0325.3 330546	L= 325
2.0 -16 Turbo CS	136	09/88→12/98	➔	→ 08/93	2	83.6169-0505.3 330288	L= 505
			➔	09/93→ 05/98	2	83.6169-0505.3 330288	L= 505
			➔	09/93→ 08/96	2	83.6155-0327.3 330287	L= 325
			➔	→ 08/93	2	83.6155-0327.3 330287	L= 325
			➔	09/96→ 05/98	2	83.6169-0325.3 330546	L= 325
2.3 -16 Aero CS	162	02/93→12/98	➔	09/93→ 05/98	2	83.6169-0505.3 330288	L= 505
2.3 -16 Aero CS	165	02/93→12/98	➔	09/93→ 08/96	2	83.6155-0327.3 330287	L= 325
2.3 -16 Turbo	143	09/90→12/98	➔	09/96→ 05/98	2	83.6169-0325.3 330546	L= 325
3.0 -24 V6 CS/CSE	155	07/94→12/98	➔	09/94→ 05/98	2	83.6169-0505.3 330288	L= 505
			➔	09/94→ 08/96	2	83.6155-0327.3 330287	L= 325
			➔	09/96→ 05/98	2	83.6169-0325.3 330546	L= 325
<b>SEAT - ALHAMBRA (7V8, 7V9) 04/96→03/10</b>							
<b>Bremssattel</b>							
1.8 T 20V	110	10/97→03/10	➔	☐; 7M-2-500001→		11.9571-9819.2 220469	ATE Ø 57 - Halter
			➔	☐; 7M-2-500001→		11.9571-9820.2 220470	ATE Ø 57 - Halter
			➔	☐; 05/98→; → 7M-1-530756		24.3384-1707.5 240171	TRW Ø 38 - Halter
			➔	☐; 05/98→; → 7M-1-530756		24.3384-1708.5 240172	TRW Ø 38 - Halter
			➔	☐; 7M-2-500001→		24.3384-1715.5 240265	TRW Ø 38 - Halter
			➔	☐; 7M-2-500001→		24.3384-1716.5 240266	TRW Ø 38 - Halter
1.9 TDI	66	04/96→03/10	➔	☐; 7M-2-500001→		11.9571-9811.2 220485	ATE Ø 57 - Halter
2.0 i	85	04/96→03/10	➔	☐; 7M-2-500001→		11.9571-9812.2 220486	ATE Ø 57 - Halter
			➔	☐		24.3384-1707.5 240171	TRW Ø 38 - Halter
			➔	☐		24.3384-1708.5 240172	TRW Ø 38 - Halter
1.9 TDI	81	08/96→06/00	➔	☐; 10/97→ 05/00		24.3384-1707.5 240171	TRW Ø 38 - Halter
			➔	☐; 10/97→ 05/00		24.3384-1708.5 240172	TRW Ø 38 - Halter
1.9 TDI	85	06/00→03/10	➔	☐; 7M-2-500001→		11.9571-9811.2 220485	ATE Ø 57 - Halter
			➔	☐; 7M-2-500001→		11.9571-9812.2 220486	ATE Ø 57 - Halter
			➔	☐; → 7M-1-530756		24.3384-1707.5 240171	TRW Ø 38 - Halter
			➔	☐; → 7M-1-530756		24.3384-1708.5 240172	TRW Ø 38 - Halter
			➔	☐; 7M-2-500001→		24.3384-1715.5 240265	TRW Ø 38 - Halter
			➔	☐; 7M-2-500001→		24.3384-1716.5 240266	TRW Ø 38 - Halter
1.9 TDI	96	11/02→11/08	➔	☐		11.9571-9811.2 220485	ATE Ø 57 - Halter
2.0 TDI	103	11/05→03/10	➔	☐		11.9571-9812.2 220486	ATE Ø 57 - Halter
			➔	☐		24.3384-1707.5 240171	TRW Ø 38 - Halter
			➔	☐		24.3384-1708.5 240172	TRW Ø 38 - Halter
1.9 TDI	110	05/05→05/07	➔	☐		11.9571-9819.2 220469	ATE Ø 57 - Halter
2.8 V6	150	06/00→03/10	➔	☐		11.9571-9820.2 220470	ATE Ø 57 - Halter
			➔	☐		24.3384-1715.5 240265	TRW Ø 38 - Halter
			➔	☐		24.3384-1716.5 240266	TRW Ø 38 - Halter
1.9 TDI 4motion	85	06/00→03/10	➔	☐; 02/01→		11.9571-9819.2 220469	ATE Ø 57 - Halter
2.8 V6 4motion	150	06/00→03/10	➔	☐; 02/01→		11.9571-9820.2 220470	ATE Ø 57 - Halter
			➔	☐; 02/01→		24.3384-1715.5 240265	TRW Ø 38 - Halter
			➔	☐; 02/01→		24.3384-1716.5 240266	TRW Ø 38 - Halter
↓							

	kW			 	! #		
<b>SEAT - ALHAMBRA (7V8, 7V9) 04/96→03/10</b>							
<b>Feder, Bremssattel</b>							
1.8 T 20V	110	10/97→03/10		05/98→; → 7M-1-530756	2	11.8116-0143.1 390513	ATE
				7M-2-500001→	2	11.8116-0326.1 390471	ATE
1.9 TDI	66	04/96→03/10		→ 7M-1-530756	2	11.8116-0143.1 390513	ATE
1.9 TDI	85	06/00→03/10	←	7M-2-500001→	2	11.8116-0326.1 390471	ATE
2.0 i	85	04/96→03/10					
1.9 TDI	81	08/96→06/00		10/97→; → 7M-1-530756	2	11.8116-0143.1 390513	ATE
1.9 TDI	96	11/02→11/08	←		2	11.8116-0326.1 390471	ATE
2.0 TDI	103	11/05→03/10					
1.9 TDI	110	05/05→05/07			2	11.8116-0326.1 390471	ATE
2.8 V6	150	06/00→03/10					
1.9 TDI 4motion	85	06/00→03/10		02/01→	2	11.8116-0326.1 390471	ATE
2.8 V6 4motion	150	06/00→03/10					
<b>Führungshülzensatz, Bremssattel</b>							
1.8 T 20V	110	10/97→03/10	←	05/98→; → 7M-1-530756		11.0101-5409.2 260035	ATE
			←	7M-2-500001→		11.0101-5705.2 260096	ATE
			→	05/98→; → 7M-1-530756		11.0101-5403.2 260010	TRW
1.9 TDI	66	04/96→03/10	←	→ 7M-1-530756		11.0101-5409.2 260035	ATE
2.0 i	85	04/96→03/10	←	7M-2-500001→		11.0101-5706.2 260097	ATE
			→			11.0101-5403.2 260010	TRW
1.9 TDI	81	08/96→06/00	←	10/97→; → 7M-1-530756		11.0101-5409.2 260035	ATE
			→	10/97→ 05/00		11.0101-5403.2 260010	TRW
1.9 TDI	85	06/00→03/10	←	→ 7M-1-530756		11.0101-5409.2 260035	ATE
			←	7M-2-500001→		11.0101-5706.2 260097	ATE
			→	→ 7M-1-530756		11.0101-5403.2 260010	TRW
1.9 TDI	96	11/02→11/08	←			11.0101-5706.2 260097	ATE
2.0 TDI	103	11/05→03/10	→			11.0101-5403.2 260010	TRW
1.9 TDI	110	05/05→05/07	←			11.0101-5705.2 260096	ATE
2.8 V6	150	06/00→03/10					
1.9 TDI 4motion	85	06/00→03/10	←	02/01→		11.0101-5705.2 260096	ATE
2.8 V6 4motion	150	06/00→03/10					
<b>Führungsbolzen, Bremssattel</b>							
1.8 T 20V	110	10/97→03/10		05/98→; → 7M-1-530756		11.8171-0008.1 990049	ATE
				7M-2-500001→		11.8171-0067.1 250153	ATE
1.9 TDI	66	04/96→03/10		→ 7M-1-530756		11.8171-0008.1 990049	ATE
1.9 TDI	85	06/00→03/10					
2.0 i	85	04/96→03/10		7M-2-500001→		11.8171-0067.1 250153	ATE
1.9 TDI	81	08/96→06/00		10/97→; → 7M-1-530756		11.8171-0008.1 990049	ATE
1.9 TDI	96	11/02→11/08				11.8171-0067.1 250153	ATE
1.9 TDI	110	05/05→05/07					
2.0 TDI	103	11/05→03/10					
2.8 V6	150	06/00→03/10					
1.9 TDI 4motion	85	06/00→03/10		02/01→		11.8171-0067.1 250153	ATE
2.8 V6 4motion	150	06/00→03/10					
<b>Dichtungssatz, Bremssattel</b>							
1.8 T 20V	110	10/97→03/10	←	05/98→; → 7M-1-530756		11.0441-5704.2 250034	ATE
1.9 TDI	66	04/96→03/10	←	7M-2-500001→		11.0441-5704.2 250034	ATE
1.9 TDI	85	06/00→03/10	←	→ 7M-1-530756		11.0441-5704.2 250034	ATE
2.0 i	85	04/96→03/10	←				
1.9 TDI	81	08/96→06/00	←	10/97→; → 7M-1-530756		11.0441-5704.2 250034	ATE
1.9 TDI	96	11/02→11/08	←			11.0441-5704.2 250034	ATE
2.0 TDI	103	11/05→03/10					
<b>Bremsschlauch</b>							
1.8 T 20V	110	10/97→03/10	←	05/98→; → 7M-1-530756	2	24.5166-0454.3 331306	L= 454
			←	7M-2-500001→	2	24.5205-0461.3 331431	L= 461
			→	05/98→	2	24.5225-0370.3 331379	L= 373
			→	am Bremssattel; 05/98→	2	83.6113-0140.3 330482	L= 140
1.9 TDI	66	04/96→03/10	←	→ 7M-1-530756	2	24.5166-0454.3 331306	L= 454
1.9 TDI	85	06/00→03/10	←				
1.9 TDI	96	11/02→11/08	←	7M-2-500001→	2	24.5205-0461.3 331431	L= 461
2.0 i	85	04/96→03/10	→		2	24.5225-0370.3 331379	L= 373
			→	am Bremssattel	2	83.6113-0140.3 330482	L= 140
1.9 TDI	81	08/96→06/00	←	10/97→ 05/00	2	24.5166-0454.3 331306	L= 454
↓							

	kw			 	! #		
<b>SEAT - ALHAMBRA (7V8, 7V9) 04/96→03/10</b>							
<b>Bremsschlauch</b>							
1.9 TDI	81	08/96→06/00	➔	10/97→ 05/00	2	24.5225-0370.3 331379	L= 373
			➔	am Bremssattel; 10/97→ 05/00	2	83.6113-0140.3 330482	L= 140
1.9 TDI	110	05/05→05/07	➔		2	24.5205-0461.3 331431	L= 461
2.0 TDI	103	11/05→03/10	➔		2	24.5225-0370.3 331379	L= 373
2.8 V6	150	06/00→03/10	➔	am Bremssattel	2	83.6113-0140.3 330482	L= 140
1.9 TDI 4motion	85	06/00→03/10	➔	02/01→	2	24.5205-0461.3 331431	L= 461
2.8 V6 4motion	150	06/00→03/10	➔	02/01→	2	24.5225-0370.3 331379	L= 373
			➔	am Bremssattel; 02/01→	2	83.6113-0140.3 330482	L= 140
<b>SEAT - ALHAMBRA (710, 711) 06/10→</b>							
<b>Bremssattel</b>							
1.4 TSI	110	06/10→	➔	☐; 09/10→; +PR 1LJ		11.9571-9759.2 220847	ATE Ø 57 - Halter
2.0 TDI	125	06/10→	➔	☐; 09/10→; +PR 1LJ		11.9571-9760.2 220848	ATE Ø 57 - Halter
			➔	☐; 03/12→; +PR 1LW		24.3601-1727.5 240786	TRW Ø 60 - Halter
			➔	☐; 03/12→; +PR 1LW		24.3601-1728.5 240787	TRW Ø 60 - Halter
			➔	☐; 09/10→		24.6241-1709.7 221021	TRW Ø 41 + EMot / - Halter + FSB
			➔	☐; 09/10→		24.6241-1710.7 221022	TRW Ø 41 + EMot / - Halter + FSB
1.4 TSI	110	05/15→	➔	☐; +PR 1LJ		11.9571-9759.2 220847	ATE Ø 57 - Halter
1.8 TSI	118	11/12→	➔	☐; +PR 1LJ		11.9571-9760.2 220848	ATE Ø 57 - Halter
2.0 TDI	130	11/12→	➔	☐; +PR 1LW		24.3601-1727.5 240786	TRW Ø 60 - Halter
			➔	☐; +PR 1LW		24.3601-1728.5 240787	TRW Ø 60 - Halter
			➔	☐		24.6241-1709.7 221021	TRW Ø 41 + EMot / - Halter + FSB
			➔	☐		24.6241-1710.7 221022	TRW Ø 41 + EMot / - Halter + FSB
2.0 TDI	85	05/11→	➔	☐; +PR 1LJ		11.9571-9759.2 220847	ATE Ø 57 - Halter
2.0 TDI	103	06/10→	➔	☐; +PR 1LJ		11.9571-9760.2 220848	ATE Ø 57 - Halter
2.0 TDI 4Drive	103	05/11→	➔	☐; 03/12→; +PR 1LW		24.3601-1727.5 240786	TRW Ø 60 - Halter
2.0 TSI	147	11/10→	➔	☐; 03/12→; +PR 1LW		24.3601-1728.5 240787	TRW Ø 60 - Halter
			➔	☐		24.6241-1709.7 221021	TRW Ø 41 + EMot / - Halter + FSB
			➔	☐		24.6241-1710.7 221022	TRW Ø 41 + EMot / - Halter + FSB
2.0 TDI	100	06/10→05/11	➔	☐; 09/10→; +PR 1LJ		11.9571-9759.2 220847	ATE Ø 57 - Halter
			➔	☐; 09/10→; +PR 1LJ		11.9571-9760.2 220848	ATE Ø 57 - Halter
			➔	☐; 09/10→		24.6241-1709.7 221021	TRW Ø 41 + EMot / - Halter + FSB
			➔	☐; 09/10→		24.6241-1710.7 221022	TRW Ø 41 + EMot / - Halter + FSB
2.0 TDI	110	05/15→	➔	☐; +PR 1LW		24.3601-1727.5 240786	TRW Ø 60 - Halter
2.0 TDI	135	05/15→	➔	☐; +PR 1LW		24.3601-1728.5 240787	TRW Ø 60 - Halter
2.0 TDI 4Drive	110	05/15→	➔	☐; +PR 1LW			
2.0 TDI 4Drive	135	05/16→	➔				
2.0 TSI	162	05/15→	➔				
<b>Feder, Bremssattel</b>							
1.4 TSI	110	06/10→		09/10→; +PR 1LJ	2	11.8116-0071.1 390605	ATE
2.0 TDI	100	06/10→05/11					
2.0 TDI	125	06/10→					
1.4 TSI	110	05/15→		+PR 1LJ	2	11.8116-0071.1 390605	ATE
1.8 TSI	118	11/12→					
2.0 TDI	85	05/11→					
2.0 TDI	103	06/10→					
2.0 TDI	130	11/12→					
2.0 TDI 4Drive	103	05/11→					
2.0 TSI	147	11/10→					
<b>Führungshülzensatz, Bremssattel</b>							
1.4 TSI	110	06/10→	➔	09/10→; +PR 1LJ		11.0101-5409.2 260035	ATE
2.0 TDI	100	06/10→05/11					
2.0 TDI	125	06/10→					
1.4 TSI	110	05/15→	➔	+PR 1LJ		11.0101-5409.2 260035	ATE
1.8 TSI	118	11/12→					
↓							

	kw			 	! #		
<b>SEAT - ALHAMBRA (710, 711) 06/10→</b>							
<b>Führungshülsensatz, Bremsattel</b>							
2.0 TDI	85	05/11→	←	+PR 1LJ		11.0101-5409.2	260035 ATE
2.0 TDI	103	06/10→					
2.0 TDI	130	11/12→					
2.0 TDI 4Drive	103	05/11→					
2.0 TSI	147	11/10→					
<b>Führungsbolzen, Bremsattel</b>							
1.4 TSI	110	06/10→		09/10→; +PR 1LJ		11.8171-0008.1	990049 ATE
2.0 TDI	100	06/10→05/11					
2.0 TDI	125	06/10→					
1.4 TSI	110	05/15→		+PR 1LJ		11.8171-0008.1	990049 ATE
1.8 TSI	118	11/12→					
2.0 TDI	85	05/11→					
2.0 TDI	103	06/10→					
2.0 TDI	130	11/12→					
2.0 TDI 4Drive	103	05/11→					
2.0 TSI	147	11/10→					
<b>Bremsschlauch</b>							
1.4 TSI	110	06/10→	→	09/10→	2	24.5143-0257.3	331167 L= 257
2.0 TDI	100	06/10→05/11					
2.0 TDI	125	06/10→					
1.4 TSI	110	05/15→	→		2	24.5143-0257.3	331167 L= 257
1.8 TSI	118	11/12→					
2.0 TDI	85	05/11→					
2.0 TDI	103	06/10→					
2.0 TDI	130	11/12→					
2.0 TDI 4Drive	103	05/11→					
2.0 TSI	147	11/10→					
<b>SEAT - ALTEA (5P1) 03/04→</b>							
<b>Bremssattel</b>							
1.2 TSI	77	04/10→	←	☐; +PR 1ZF		11.9541-9549.2	220575 ATE Ø 54 - Halter
1.4 16V	63	05/06→	←	☐; +PR 1ZF		11.9541-9550.2	220576 ATE Ø 54 - Halter
1.4 TSI	92	11/07→	←	☐; +PR 1ZA,1LJ		11.9541-9553.2	220563 ATE Ø 54 - Halter
1.6	75	03/04→	←	☐; +PR 1ZE		11.9541-9553.2	220563 ATE Ø 54 - Halter
1.6 LPG	75	09/09→	←	☐; +PR 1ZE		11.9541-9554.2	220564 ATE Ø 54 - Halter
1.6 TDI	66	11/10→	←	☐; +PR 1ZA,1LJ		11.9541-9554.2	220564 ATE Ø 54 - Halter
1.6 TDI	77	10/09→	←	☐; +PR 1KD,1KQ,1KZ		24.3384-1755.5	240886 TRW Ø 38 - Halter
1.8 TFSI	118	01/07→	←	☐; +PR 1KD,1KQ,1KZ		24.3384-1756.5	240887 TRW Ø 38 - Halter
1.9 TDI	66	08/09→	←	☐; +PR 1KF,1KJ		24.3414-1709.5	240834 TRW Ø 41 - Halter
1.9 TDI	77	04/04→	←	☐; +PR 1KF,1KJ		24.3414-1710.5	240835 TRW Ø 41 - Halter
2.0 FSI	110	05/04→03/09	→				
2.0 TDI	100	03/04→05/09	→				
2.0 TDI	103	11/05→	→				
2.0 TDI	125	03/06→	→				
2.0 TDI 16V	103	03/04→	→				
2.0 TFSI	147	04/06→05/09	→				
<b>Feder, Bremsattel</b>							
1.2 TSI	77	04/10→	←	+PR 1ZA,1LJ	2	11.8116-0351.1	390538 ATE
1.4 16V	63	05/06→	←	+PR 1ZE	2	11.8116-0351.1	390538 ATE
1.4 TSI	92	11/07→	←				
1.6	75	03/04→					
1.6 LPG	75	09/09→					
1.6 TDI	66	11/10→					
1.6 TDI	77	10/09→					
1.8 TFSI	118	01/07→					
1.9 TDI	66	08/09→					
1.9 TDI	77	04/04→					
2.0 FSI	110	05/04→03/09					
2.0 TDI	100	03/04→05/09					
2.0 TDI	103	11/05→					
2.0 TDI	125	03/06→					
2.0 TDI 16V	103	03/04→					
2.0 TFSI	147	04/06→05/09					
<b>Führungshülsensatz, Bremsattel</b>							
1.2 TSI	77	04/10→	←	+PR 1ZF		11.0101-5409.2	260035 ATE
1.4 16V	63	05/06→	←	+PR 1ZE		11.0101-5409.2	260035 ATE
1.4 TSI	92	11/07→	←	+PR 1ZA,1LJ		11.0101-5409.2	260035 ATE
1.6	75	03/04→	←				
1.6 LPG	75	09/09→					
1.6 TDI	66	11/10→					
1.6 TDI	77	10/09→					
1.8 TFSI	118	01/07→					
1.9 TDI	66	08/09→					
1.9 TDI	77	04/04→					
2.0 FSI	110	05/04→03/09					
2.0 TDI	100	03/04→05/09					
2.0 TDI	103	11/05→					

**SEAT - ALTEA (5P1) 03/04 →**

**Führungshülzensatz, Bremsattel**

2.0 TDI	125	03/06 →	←	+PR 1ZF		11.0101-5409.2	260035	ATE
2.0 TDI 16V	103	03/04 →	←	+PR 1ZE		11.0101-5409.2	260035	ATE
2.0 TFSI	147	04/06 → 05/09	←	+PR 1ZA, 1LJ		11.0101-5409.2	260035	ATE

**Führungsbolzen, Bremsattel**

1.2 TSI	77	04/10 →		+PR 1ZE		11.8171-0008.1	990049	ATE
1.4 16V	63	05/06 →		+PR 1ZA, 1LJ		11.8171-0008.1	990049	ATE
1.4 TSI	92	11/07 →		+PR 1ZF		11.8171-0069.1	250152	ATE
1.6	75	03/04 →						
1.6 LPG	75	09/09 →						
1.6 TDI	66	11/10 →						
1.6 TDI	77	10/09 →						
1.8 TFSI	118	01/07 →						
1.9 TDI	66	08/09 →						
1.9 TDI	77	04/04 →						
2.0 FSI	110	05/04 → 03/09						
2.0 TDI	100	03/04 → 05/09						
2.0 TDI	103	11/05 →						
2.0 TDI	125	03/06 →						
2.0 TDI 16V	103	03/04 →						
2.0 TFSI	147	04/06 → 05/09						

**Bremsschlauch**

1.2 TSI	77	04/10 →	←		2	24.5143-0564.3	331433	L= 564
1.4 16V	63	05/06 →	→		2	24.5204-0233.3	331430	L= 233
1.4 TSI	92	11/07 →						
1.6	75	03/04 →						
1.6 LPG	75	09/09 →						
1.6 TDI	66	11/10 →						
1.6 TDI	77	10/09 →						
1.8 TFSI	118	01/07 →						
1.9 TDI	66	08/09 →						
1.9 TDI	77	04/04 →						
2.0 FSI	110	05/04 → 03/09						
2.0 TDI	100	03/04 → 05/09						
2.0 TDI	103	11/05 →						
2.0 TDI	125	03/06 →						
2.0 TDI 16V	103	03/04 →						
2.0 TFSI	147	04/06 → 05/09						

**SEAT - ALTEA XL (5P5, 5P8) 10/06 →**

**Bremssattel**

1.2 TSI	77	04/10 →	←	☐; +PR 1ZF		11.9541-9549.2	220575	ATE Ø 54 - Halter
1.4 TSI	92	11/07 →	←	☐; +PR 1ZF		11.9541-9550.2	220576	ATE Ø 54 - Halter
1.6	75	10/06 →	←	☐; +PR 1ZA, 1LJ		11.9541-9553.2	220563	ATE Ø 54 - Halter
1.6 LPG	75	09/09 →	←	☐; +PR 1ZE		11.9541-9553.2	220563	ATE Ø 54 - Halter
1.6 Multifuel	75	10/06 →	←	☐; +PR 1ZA, 1LJ		11.9541-9554.2	220564	ATE Ø 54 - Halter
1.6 TDI	66	11/10 →	←	☐; +PR 1ZE		11.9541-9554.2	220564	ATE Ø 54 - Halter
1.6 TDI	77	10/09 →	←	☐; +PR 1ZE		11.9541-9554.2	220564	ATE Ø 54 - Halter
1.8 TFSI	118	01/07 →	←	☐; +PR 1ZE		11.9541-9554.2	220564	ATE Ø 54 - Halter
1.9 TDI	66	08/09 →	←	☐; +PR 1ZE		11.9541-9554.2	220564	ATE Ø 54 - Halter
1.9 TDI	77	10/06 →	→	☐; +PR 1KD, 1KQ, 1KZ		24.3384-1755.5	240886	TRW Ø 38 - Halter
1.9 TDI 4x4	77	06/09 → 12/10	→	☐; +PR 1KD, 1KQ, 1KZ		24.3384-1756.5	240887	TRW Ø 38 - Halter
2.0 FSI	110	10/06 → 03/09	→	☐; +PR 1KD, 1KQ, 1KZ		24.3384-1756.5	240887	TRW Ø 38 - Halter
2.0 TDI	100	11/06 → 03/09						
2.0 TDI	103	10/06 →						
2.0 TDI	125	06/07 →						
2.0 TDI 16V	103	10/06 →						
2.0 TDI 16V 4x4	103	10/10 →						
2.0 TDI 4x4	103	06/07 →						
2.0 TDI 4x4	125	06/07 →						
2.0 TFSI	147	10/06 → 05/09						
2.0 TFSI 4x4	147	06/07 → 05/09						
2.0 TFSI 4x4	155	05/09 →						
1.4 16V	63	10/06 →	←	☐; 05/08 →; +PR 1ZF		11.9541-9549.2	220575	ATE Ø 54 - Halter
			←	☐; 05/08 →; +PR 1ZF		11.9541-9550.2	220576	ATE Ø 54 - Halter
			←	☐; 05/08 →; +PR 1ZA, 1LJ		11.9541-9553.2	220563	ATE Ø 54 - Halter
			←	☐; 05/08 →; +PR 1ZE		11.9541-9553.2	220563	ATE Ø 54 - Halter
			←	☐; 05/08 →; +PR 1ZE		11.9541-9554.2	220564	ATE Ø 54 - Halter
			←	☐; 05/08 →; +PR 1ZA, 1LJ		11.9541-9554.2	220564	ATE Ø 54 - Halter
			→	☐; 05/08 →; +PR 1KD, 1KQ, 1KZ		24.3384-1755.5	240886	TRW Ø 38 - Halter
			→	☐; 05/08 →; +PR 1KD, 1KQ, 1KZ		24.3384-1756.5	240887	TRW Ø 38 - Halter

↓



**SEAT - ALTEA XL (5P5, 5P8) 10/06→**

**Feder, Bremssattel**

1.2 TSI	77	04/10→	←	+PR 1ZA,1LJ	2	11.8116-0351.1	390538	ATE
1.4 TSI	92	11/07→	←	+PR 1ZE	2	11.8116-0351.1	390538	ATE
1.6	75	10/06→						
1.6 LPG	75	09/09→						
1.6 Multifuel	75	10/06→						
1.6 TDI	66	11/10→						
1.6 TDI	77	10/09→						
1.8 TFSI	118	01/07→						
1.9 TDI	66	08/09→						
1.9 TDI	77	10/06→						
1.9 TDI 4x4	77	06/09→12/10						
2.0 FSI	110	10/06→03/09						
2.0 TDI	100	11/06→03/09						
2.0 TDI	103	10/06→						
2.0 TDI	125	06/07→						
2.0 TDI 16V	103	10/06→						
2.0 TDI 16V 4x4	103	10/10→						
2.0 TDI 4x4	103	06/07→						
2.0 TDI 4x4	125	06/07→						
2.0 TFSI	147	10/06→05/09						
2.0 TFSI 4x4	147	06/07→05/09						
2.0 TFSI 4x4	155	05/09→						
1.4 16V	63	10/06→	←	05/08→; +PR 1ZE	2	11.8116-0351.1	390538	ATE
			←	05/08→; +PR 1ZA,1LJ	2	11.8116-0351.1	390538	ATE

**Führungshülzensatz, Bremssattel**

1.2 TSI	77	04/10→	←	+PR 1ZF		11.0101-5409.2	260035	ATE
1.4 TSI	92	11/07→	←	+PR 1ZE		11.0101-5409.2	260035	ATE
1.6	75	10/06→						
1.6 LPG	75	09/09→		+PR 1ZA,1LJ		11.0101-5409.2	260035	ATE
1.6 Multifuel	75	10/06→						
1.6 TDI	66	11/10→						
1.6 TDI	77	10/09→						
1.8 TFSI	118	01/07→						
1.9 TDI	66	08/09→						
1.9 TDI	77	10/06→						
1.9 TDI 4x4	77	06/09→12/10						
2.0 FSI	110	10/06→03/09						
2.0 TDI	100	11/06→03/09						
2.0 TDI	103	10/06→						
2.0 TDI	125	06/07→						
2.0 TDI 16V	103	10/06→						
2.0 TDI 16V 4x4	103	10/10→						
2.0 TDI 4x4	103	06/07→						
2.0 TDI 4x4	125	06/07→						
2.0 TFSI	147	10/06→05/09						
2.0 TFSI 4x4	147	06/07→05/09						
2.0 TFSI 4x4	155	05/09→						
1.4 16V	63	10/06→	←	05/08→; +PR 1ZF		11.0101-5409.2	260035	ATE
			←	05/08→; +PR 1ZE		11.0101-5409.2	260035	ATE
			←	05/08→; +PR 1ZA,1LJ		11.0101-5409.2	260035	ATE

**Führungsbolzen, Bremssattel**

1.2 TSI	77	04/10→		+PR 1ZE		11.8171-0008.1	990049	ATE
1.4 TSI	92	11/07→		+PR 1ZA,1LJ		11.8171-0008.1	990049	ATE
1.6	75	10/06→						
1.6 LPG	75	09/09→		+PR 1ZF		11.8171-0069.1	250152	ATE
1.6 Multifuel	75	10/06→						
1.6 TDI	66	11/10→						
1.6 TDI	77	10/09→						
1.8 TFSI	118	01/07→						
1.9 TDI	66	08/09→						
1.9 TDI	77	10/06→						
1.9 TDI 4x4	77	06/09→12/10						
2.0 FSI	110	10/06→03/09						
2.0 TDI	100	11/06→03/09						
2.0 TDI	103	10/06→						
2.0 TDI	125	06/07→						
2.0 TDI 16V	103	10/06→						
2.0 TDI 16V 4x4	103	10/10→						
2.0 TDI 4x4	103	06/07→						
2.0 TDI 4x4	125	06/07→						
2.0 TFSI	147	10/06→05/09						
2.0 TFSI 4x4	147	06/07→05/09						
2.0 TFSI 4x4	155	05/09→						
1.4 16V	63	10/06→		05/08→; +PR 1ZE		11.8171-0008.1	990049	ATE
				05/08→; +PR 1ZA,1LJ		11.8171-0008.1	990049	ATE
				05/08→; +PR 1ZF		11.8171-0069.1	250152	ATE

↓

### SEAT - ALTEA XL (5P5, 5P8) 10/06→

#### Bremsschlauch

1.2 TSI	77	04/10→	←		2	24.5143-0564.3	331433	L= 564
1.4 TSI	92	11/07→						
1.6	75	10/06→	→		2	24.5204-0233.3	331430	L= 233
1.6 LPG	75	09/09→						
1.6 Multifuel	75	10/06→						
1.6 TDI	66	11/10→						
1.6 TDI	77	10/09→						
1.8 TFSI	118	01/07→						
1.9 TDI	66	08/09→						
1.9 TDI	77	10/06→						
1.9 TDI 4x4	77	06/09→12/10						
2.0 FSI	110	10/06→03/09						
2.0 TDI	100	11/06→03/09						
2.0 TDI	103	10/06→						
2.0 TDI	125	06/07→						
2.0 TDI 16V	103	10/06→						
2.0 TDI 16V 4x4	103	10/10→						
2.0 TDI 4x4	103	06/07→						
2.0 TDI 4x4	125	06/07→						
2.0 TFSI	147	10/06→05/09						
2.0 TFSI 4x4	147	06/07→05/09						
2.0 TFSI 4x4	155	05/09→						
1.4 16V	63	10/06→	←	05/08→	2	24.5143-0564.3	331433	L= 564
			→	05/08→	2	24.5204-0233.3	331430	L= 233

### SEAT - AROSA (6H) 05/97→06/04

#### Bremssattel

1.4	44	05/97→06/04	←			24.3481-1735.5	240283	ATE Ø 48 - Halter
			←			24.3481-1736.5	240284	ATE Ø 48 - Halter
1.4 16V	74	01/00→06/04	←			24.3541-1779.5	240249	TRW Ø 54 - Halter
			←			24.3541-1780.5	240250	TRW Ø 54 - Halter
			→			24.3344-1711.7	220539	TRW Ø 34 - Halter
			→			24.3344-1712.7	220540	TRW Ø 34 - Halter
1.4 TDI	55	01/00→06/04	←			24.3541-1779.5	240249	TRW Ø 54 - Halter
			←			24.3541-1780.5	240250	TRW Ø 54 - Halter
1.7 SDI	44	08/97→06/04	←	□; 11/97→		24.3481-1735.5	240283	ATE Ø 48 - Halter
			←	□; 11/97→		24.3481-1736.5	240284	ATE Ø 48 - Halter

#### Führungshülzensatz, Bremssattel

1.0	37	05/97→06/04	←			11.0101-4803.2	260008	ATE
1.0	37	10/98→01/01				24.0102-4803.2	260086	ATE
1.4	44	05/97→06/04	←			11.0101-4801.2	260006	ATE
						24.0102-4801.2	260085	ATE
1.4 16V	74	01/00→06/04	←			11.0101-5403.2	260010	TRW
1.4 TDI	55	01/00→06/04						
1.7 SDI	44	08/97→06/04	←	11/97→		11.0101-4801.2	260006	ATE
						24.0102-4801.2	260085	ATE

#### Dichtungssatz, Bremssattel

1.0	37	05/97→06/04	←			11.0441-4808.2	250022	ATE
1.0	37	10/98→01/01						
1.4	44	05/97→06/04				11.0441-4808.2	250022	ATE
1.7 SDI	44	08/97→06/04		11/97→		11.0441-4808.2	250022	ATE








#### Bremsschlauch








1.0	37	05/97→06/04	←		2	24.5147-0385.3	331427	L= 384
1.0	37	10/98→01/01						
1.4	44	05/97→06/04	→			83.7858-0140.3	330837	L= 140
1.4 16V	74	01/00→06/04						
1.4 TDI	55	01/00→06/04						
1.7 SDI	44	08/97→06/04	←	11/97→	2	24.5147-0385.3	331427	L= 384
			→	11/97→	2	83.7858-0140.3	330837	L= 140

### SEAT - CORDOBA (6K1, 6K2) 02/93→10/99








#### Bremssattel










1.4	40	12/97→04/99	←	□; +PR 1LA		24.3481-1745.5	240277	ATE Ø 48 - Halter
			←	□; +PR 1LA		24.3481-1746.5	240278	ATE Ø 48 - Halter
↓								










	kw			 	! #		
<b>SEAT - CORDOBA (6K1, 6K2) 02/93→10/99</b>							
<b>Bremssattel</b>							
1.4	40	12/97→04/99	←	☐; +PR 1LY,1ZK	24.3541-1609.5	240039	TRW Ø 54 - Halter
			←	☐; +PR 1LY,1ZK	24.3541-1610.5	240040	TRW Ø 54 - Halter
			←	☐; +PR 1LV,1LW,1LD	24.3541-1731.5	240061	TRW Ø 54 - Halter
			←	☐; +PR 1LV,1LW,1LD	24.3541-1732.5	240062	TRW Ø 54 - Halter
1.4 i 1.4 i 16V	44 74	06/94→06/99 09/96→06/99	←	☐; 01/97→ 05/99; +PR 1LA	24.3481-1745.5	240277	ATE Ø 48 - Halter
			←	☐; → 12/96; - ABS	24.3481-1745.5	240277	ATE Ø 48 - Halter
			←	☐; → 12/96; - ABS	24.3481-1746.5	240278	ATE Ø 48 - Halter
			←	☐; 01/97→ 05/99; +PR 1LA	24.3481-1746.5	240278	ATE Ø 48 - Halter
			←	☐; 01/97→ 05/99; +PR 1LY,1ZK	24.3541-1609.5	240039	TRW Ø 54 - Halter
			←	☐; 01/97→ 05/99; +PR 1LY,1ZK	24.3541-1610.5	240040	TRW Ø 54 - Halter
			←	☐; 01/97→ 05/99; +PR 1LV,1LW,1LD	24.3541-1731.5	240061	TRW Ø 54 - Halter
			←	☐; 01/97→ 05/99; +PR 1LV,1LW,1LD	24.3541-1732.5	240062	TRW Ø 54 - Halter
1.6 i 1.6 i 1.8 i 1.9 SDI 1.9 TDI	55 74 66 47 66	02/93→06/99 07/96→10/99 02/93→06/99 08/96→06/99 08/96→06/99	←	☐; 01/97→ 05/99; +PR 1LA	24.3481-1745.5	240277	ATE Ø 48 - Halter
			←	☐; 01/97→ 05/99; +PR 1LA	24.3481-1746.5	240278	ATE Ø 48 - Halter
			←	☐; 01/97→ 05/99; +PR 1LY,1ZK	24.3541-1609.5	240039	TRW Ø 54 - Halter
			←	☐; 01/97→ 05/99; +PR 1LY,1ZK	24.3541-1610.5	240040	TRW Ø 54 - Halter
			←	☐; 01/97→ 05/99; +PR 1LV,1LW,1LD	24.3541-1731.5	240061	TRW Ø 54 - Halter
			←	☐; 01/97→ 05/99; +PR 1LV,1LW,1LD	24.3541-1732.5	240062	TRW Ø 54 - Halter
1.6 i	55	05/94→06/99	←	☐; → 05/99; +PR 1LA	24.3481-1745.5	240277	ATE Ø 48 - Halter
			←	☐; → 05/99; +PR 1LA	24.3481-1746.5	240278	ATE Ø 48 - Halter
			←	☐; → 05/99; +PR 1LY,1ZK	24.3541-1609.5	240039	TRW Ø 54 - Halter
			←	☐; → 05/99; +PR 1LY,1ZK	24.3541-1610.5	240040	TRW Ø 54 - Halter
			←	☐; → 05/99; +PR 1LV,1LW,1LD	24.3541-1731.5	240061	TRW Ø 54 - Halter
			←	☐; → 05/99; +PR 1LV,1LW,1LD	24.3541-1732.5	240062	TRW Ø 54 - Halter
1.8 i 16V	95	10/93→08/96	←	☐; 02/94→	24.3541-1609.5	240039	TRW Ø 54 - Halter
			←	☐; 02/94→	24.3541-1610.5	240040	TRW Ø 54 - Halter
			→	☐; 02/94→; → 6K-ZR516424	24.3384-1603.5	240015	TRW Ø 38 - Halter
			→	☐; 02/94→; → 6K-ZR014473	24.3384-1603.5	240015	TRW Ø 38 - Halter
			→	☐; 02/94→; → 6K-ZR014473	24.3384-1604.5	240016	TRW Ø 38 - Halter
			→	☐; 02/94→; → 6K-ZR516424	24.3384-1604.5	240016	TRW Ø 38 - Halter
			→	☐; 6K-ZR516425→ 6K-ZR610014	24.3384-1707.5	240171	TRW Ø 38 - Halter
			→	☐; 6K-ZR014474→ 6K-ZR085725	24.3384-1707.5	240171	TRW Ø 38 - Halter
			→	☐; 6K-ZR516425→ 6K-ZR610014	24.3384-1708.5	240172	TRW Ø 38 - Halter
			→	☐; 6K-ZR014474→ 6K-ZR085725	24.3384-1708.5	240172	TRW Ø 38 - Halter
			→	☐; 6K-ZR085726→	24.3384-1737.5	240301	TRW Ø 38 - Halter
			→	☐; 6K-ZR610015→	24.3384-1737.5	240301	TRW Ø 38 - Halter
			→	☐; 6K-ZR610015→	24.3384-1738.5	240302	TRW Ø 38 - Halter
			→	☐; 6K-ZR085726→	24.3384-1738.5	240302	TRW Ø 38 - Halter
1.9 TDI	81	03/97→06/99	←	☐; → 05/99; +PR 1LA	24.3481-1745.5	240277	ATE Ø 48 - Halter
			←	☐; → 05/99; +PR 1LA	24.3481-1746.5	240278	ATE Ø 48 - Halter
			←	☐; → 05/99; +PR 1LY,1ZK	24.3541-1609.5	240039	TRW Ø 54 - Halter
			←	☐; → 05/99; +PR 1LY,1ZK	24.3541-1610.5	240040	TRW Ø 54 - Halter
			←	☐; → 05/99; +PR 1LV,1LW,1LD	24.3541-1731.5	240061	TRW Ø 54 - Halter
			←	☐; → 05/99; +PR 1LV,1LW,1LD	24.3541-1732.5	240062	TRW Ø 54 - Halter
			→	☐; 6K-X-400000→; → 05/99; +PR 1KE,1KQ	24.3344-1711.7	220539	TRW Ø 34 - Halter
			→	☐; 6K-X-400000→; → 05/99; +PR 1KE,1KQ	24.3344-1712.7	220540	TRW Ø 34 - Halter
			→	☐; 6K-X-400000→; → 05/99; +PR 1KK	24.3384-1723.7	220523	TRW Ø 38 - Halter
			→	☐; 6K-X-400000→; → 05/99; +PR 1KK	24.3384-1724.7	220524	TRW Ø 38 - Halter
			→	☐; → 6K-X-399999	24.3384-1737.5	240301	TRW Ø 38 - Halter
→	☐; → 6K-X-399999	24.3384-1738.5	240302	TRW Ø 38 - Halter			
2.0 i ↓	85	02/93→06/99	←	☐; 01/97→ 05/99; +PR 1LA	24.3481-1745.5	240277	ATE Ø 48 - Halter

	kw			 	! #		
<b>SEAT - CORDOBA (6K1, 6K2) 02/93→10/99</b>							
<b>Bremssattel</b>							
2.0 i	85	02/93→06/99	←	☐; 01/97→ 05/99; +PR 1LA	24.3481-1746.5	240278	ATE Ø 48 - Halter
			←	☐; 01/97→ 05/99; +PR 1LY,1ZK	24.3541-1609.5	240039	TRW Ø 54 - Halter
			←	☐; 11/93→ 12/96	24.3541-1609.5	240039	TRW Ø 54 - Halter
			←	☐; 11/93→ 12/96	24.3541-1610.5	240040	TRW Ø 54 - Halter
			←	☐; 01/97→ 05/99; +PR 1LY,1ZK	24.3541-1610.5	240040	TRW Ø 54 - Halter
			←	☐; 01/97→ 05/99; +PR 1LV,1LW,1LD	24.3541-1731.5	240061	TRW Ø 54 - Halter
			←	☐; 01/97→ 05/99; +PR 1LV,1LW,1LD	24.3541-1732.5	240062	TRW Ø 54 - Halter
			→	☐; 01/97→ 05/99; +PR 1KE,1KQ	24.3344-1711.7	220539	TRW Ø 34 - Halter
			→	☐; 01/97→ 05/99; +PR 1KE,1KQ	24.3344-1712.7	220540	TRW Ø 34 - Halter
			→	☐; 11/93→; → 6K-ZR516424	24.3384-1603.5	240015	TRW Ø 38 - Halter
			→	☐; 11/93→; → 6K-ZR014473	24.3384-1603.5	240015	TRW Ø 38 - Halter
			→	☐; 11/93→; → 6K-ZR516424	24.3384-1604.5	240016	TRW Ø 38 - Halter
			→	☐; 11/93→; → 6K-ZR014473	24.3384-1604.5	240016	TRW Ø 38 - Halter
			→	☐; 6K-ZR014474→ 6K-ZR085725	24.3384-1707.5	240171	TRW Ø 38 - Halter
			→	☐; 6K-ZR516425→ 6K-ZR610014	24.3384-1707.5	240171	TRW Ø 38 - Halter
			→	☐; 6K-ZR014474→ 6K-ZR085725	24.3384-1708.5	240172	TRW Ø 38 - Halter
			→	☐; 6K-ZR516425→ 6K-ZR610014	24.3384-1708.5	240172	TRW Ø 38 - Halter
			→	☐; 01/97→ 05/99; +PR 1KK	24.3384-1723.7	220523	TRW Ø 38 - Halter
			→	☐; 01/97→ 05/99; +PR 1KK	24.3384-1724.7	220524	TRW Ø 38 - Halter
			→	☐; 6K-ZR610015→; → 12/96	24.3384-1737.5	240301	TRW Ø 38 - Halter
→	☐; 6K-ZR085726→; → 12/96	24.3384-1737.5	240301	TRW Ø 38 - Halter			
→	☐; 6K-ZR085726→; → 12/96	24.3384-1738.5	240302	TRW Ø 38 - Halter			
→	☐; 6K-ZR610015→; → 12/96	24.3384-1738.5	240302	TRW Ø 38 - Halter			
2.0 i 16V	110	08/96→06/99	←	☐; → 05/99	24.3541-1731.5	240061	TRW Ø 54 - Halter
			←	☐; → 05/99	24.3541-1732.5	240062	TRW Ø 54 - Halter
			→	☐; 6K-X-400000→; → 05/99; +PR 1KE,1KQ	24.3344-1711.7	220539	TRW Ø 34 - Halter
			→	☐; 6K-X-400000→; → 05/99; +PR 1KE,1KQ	24.3344-1712.7	220540	TRW Ø 34 - Halter
			→	☐; 6K-X-400000→; → 05/99; +PR 1KK	24.3384-1723.7	220523	TRW Ø 38 - Halter
			→	☐; 6K-X-400000→; → 05/99; +PR 1KK	24.3384-1724.7	220524	TRW Ø 38 - Halter
			→	☐; → 6K-X-399999	24.3384-1737.5	240301	TRW Ø 38 - Halter
			→	☐; → 6K-X-399999	24.3384-1738.5	240302	TRW Ø 38 - Halter
<b>Führungshülzensatz, Bremssattel</b>							
1.0 i	37	09/96→06/99	←	06/99→	11.0101-4801.2	260006	ATE
					24.0102-4801.2	260085	ATE
1.4	40	12/97→04/99	←	+PR 1LG,1LM	11.0101-4801.2	260006	ATE
			←	+PR 1LA	11.0101-4803.2	260008	ATE
					24.0102-4803.2	260086	ATE
			←	+PR 1LY,1ZK	11.0101-5403.2	260010	TRW
1.4 i 1.4 i 16V	44 74	06/94→06/99 09/96→06/99	←	01/97→ 05/99; +PR 1LG,1LM	11.0101-4801.2	260006	ATE
			←	→ 12/96; + ABS	11.0101-4801.2	260006	ATE
					24.0102-4801.2	260085	ATE
			←	01/97→ 05/99; +PR 1LA	11.0101-4803.2	260008	ATE
					24.0102-4803.2	260086	ATE
			←	→ 12/96; - ABS	11.0101-4803.2	260008	ATE
		24.0102-4803.2	260086	ATE			
			←	01/97→ 05/99; +PR 1LY,1ZK	11.0101-5403.2	260010	TRW
1.6 i 1.8 i	55 66	02/93→06/99 02/93→06/99	←	11/93→ 12/96	11.0101-4801.2	260006	ATE
					24.0102-4801.2	260085	ATE
			←	01/97→ 05/99; +PR 1LG,1LM	11.0101-4801.2	260006	ATE
			←	01/97→ 05/99; +PR 1LA	11.0101-4803.2	260008	ATE
				24.0102-4803.2	260086	ATE	
			←	01/97→ 05/99; +PR 1LY,1ZK	11.0101-5403.2	260010	TRW
1.6 i ↓	55	05/94→06/99	←	→ 05/99; +PR 1LG,1LM	11.0101-4801.2	260006	ATE



	kw			 	! #		
<b>SEAT - CORDOBA (6K1, 6K2) 02/93→10/99</b>							
<b>Führungshülzensatz, Bremsattel</b>							
1.6 i	55	05/94→06/99	←	→ 05/99; +PR 1LA		11.0101-4803.2 260008	ATE
			←	→ 05/99; +PR 1LY,1ZK		24.0102-4803.2 260086	ATE
1.6 i 1.9 SDI	74 47	07/96→10/99 08/96→06/99	←	→ 12/96		11.0101-4801.2 260006	ATE
			←	01/97→ 05/99; +PR 1LG,1LM		24.0102-4801.2 260085	ATE
			←	01/97→ 05/99; +PR 1LA		11.0101-4801.2 260006	ATE
			←	01/97→ 05/99; +PR 1LA		24.0102-4803.2 260086	ATE
			←	01/97→ 05/99; +PR 1LY,1ZK		11.0101-4803.2 260008	ATE
1.8 i 16V	95	10/93→08/96	←	02/94→		11.0101-5403.2 260010	TRW
			→	6K-ZR085726→		11.0101-5403.2 260010	TRW
			→	6K-ZR014474→ 6K-ZR085725		11.0101-5403.2 260010	TRW
			→	6K-ZR516425→ 6K-ZR610014		11.0101-5403.2 260010	TRW
			→	6K-ZR610015→		11.0101-5403.2 260010	TRW
1.9 D	47	01/96→08/96	←			11.0101-4801.2 260006	ATE
1.9 D 1.9 TD	50 55	02/93→08/96 02/93→08/96	←	11/93→		24.0102-4801.2 260085	ATE
			←			11.0101-4801.2 260006	ATE
1.9 TDI	66	08/96→06/99	←	01/97→ 05/99; +PR 1LG,1LM		24.0102-4801.2 260085	ATE
			←	01/97→ 05/99; +PR 1LA		11.0101-4801.2 260006	ATE
			←	01/97→ 05/99; +PR 1LA		24.0102-4803.2 260086	ATE
1.9 TDI	81	03/97→06/99	←	01/97→ 05/99; +PR 1LY,1ZK		11.0101-5403.2 260010	TRW
			←	→ 05/99; +PR 1LG,1LM		11.0101-4801.2 260006	ATE
			←	→ 05/99; +PR 1LA		11.0101-4803.2 260008	ATE
			←	→ 05/99; +PR 1LA		24.0102-4803.2 260086	ATE
2.0 i	85	02/93→06/99	←	→ 05/99; +PR 1LY,1ZK		11.0101-5403.2 260010	TRW
			→	→ 6K-X-399999		11.0101-5403.2 260010	TRW
			←	01/97→ 05/99; +PR 1LG,1LM		11.0101-4801.2 260006	ATE
			←	01/97→ 05/99; +PR 1LA		11.0101-4801.2 260006	ATE
			←	01/97→ 05/99; +PR 1LA		24.0102-4803.2 260086	ATE
			←	11/93→ 12/96		11.0101-5403.2 260010	TRW
			←	01/97→ 05/99; +PR 1LY,1ZK		11.0101-5403.2 260010	TRW
			→	6K-ZR085726→; → 12/96		11.0101-5403.2 260010	TRW
2.0 i 16V	110	08/96→06/99	→	6K-ZR610015→; → 12/96		11.0101-5403.2 260010	TRW
			→	6K-ZR516425→ 6K-ZR610014		11.0101-5403.2 260010	TRW
			→	6K-ZR014474→ 6K-ZR085725		11.0101-5403.2 260010	TRW
<b>Dichtungssatz, Bremsattel</b>							
1.0 i	37	09/96→06/99		06/99→		11.0441-4808.2 250022	ATE
1.4	40	12/97→04/99		+PR 1LG,1LM		11.0441-4808.2 250022	ATE
				+PR 1LA		11.0441-4808.2 250022	ATE
1.4 i 1.4 i 16V	44 74	06/94→06/99 09/96→06/99		01/97→ 05/99; +PR 1LG,1LM		11.0441-4808.2 250022	ATE
				→ 12/96; - ABS		11.0441-4808.2 250022	ATE
				→ 12/96; + ABS		11.0441-4808.2 250022	ATE
				01/97→ 05/99; +PR 1LA		11.0441-4808.2 250022	ATE
1.6 i 1.8 i	55 66	02/93→06/99 02/93→06/99		01/97→ 05/99; +PR 1LA		11.0441-4808.2 250022	ATE
				01/97→ 05/99; +PR 1LA		11.0441-4808.2 250022	ATE
				11/93→ 12/96		11.0441-4808.2 250022	ATE
1.6 i 1.9 TDI	55 81	05/94→06/99 03/97→06/99		→ 05/99; +PR 1LG,1LM		11.0441-4808.2 250022	ATE
				→ 05/99; +PR 1LA		11.0441-4808.2 250022	ATE
1.6 i 1.9 SDI	74 47	07/96→10/99 08/96→06/99		01/97→ 05/99; +PR 1LA		11.0441-4808.2 250022	ATE
				01/97→ 05/99; +PR 1LA		11.0441-4808.2 250022	ATE
1.9 D	50 55	02/93→08/96 02/93→08/96		→ 12/96		11.0441-4808.2 250022	ATE
						11.0441-4808.2 250022	ATE
1.9 D	47	01/96→08/96				11.0441-4808.2 250022	ATE
1.9 D	50	02/93→08/96		11/93→		11.0441-4808.2 250022	ATE
1.9 TD	55	02/93→08/96				11.0441-4808.2 250022	ATE
1.9 TDI	66	08/96→06/99		01/97→ 05/99; +PR 1LG,1LM		11.0441-4808.2 250022	ATE
2.0 i	85	02/93→06/99					
↓							

	kW			 	! #		
<b>SEAT - CORDOBA (6K1, 6K2) 02/93→10/99</b>							
<b>Dichtungssatz, Bremssattel</b>							
1.9 TDI 2.0 i	66 85	08/96→06/99 02/93→06/99		01/97→ 05/99; +PR 1LA		11.0441-4808.2 250022	ATE
<b>Zubehörsatz, Bremssattel</b>							
1.8 i 16V	95	10/93→08/96	➡	02/94→; → 6K-ZR014473		24.0101-3601.2 260044	TRW
			➡	6K-ZR014474→ 6K-ZR085725		24.0101-3601.2 260044	TRW
			➡	6K-ZR516425→ 6K-ZR610014		24.0101-3601.2 260044	TRW
			➡	02/94→; → 6K-ZR516424		24.0101-3601.2 260044	TRW
2.0 i	85	02/93→06/99	➡	11/93→; → 6K-ZR516424		24.0101-3601.2 260044	TRW
			➡	6K-ZR014474→ 6K-ZR085725		24.0101-3601.2 260044	TRW
			➡	11/93→; → 6K-ZR014473		24.0101-3601.2 260044	TRW
			➡	6K-ZR516425→ 6K-ZR610014		24.0101-3601.2 260044	TRW
<b> Bremsschlauch</b>							
1.0 i	37	09/96→06/99	←	06/99→	2	24.5105-0442.3 331432	L= 442
			➡	06/99→	2	83.7858-0140.3 330837	L= 140
1.4 1.9 D	40 47	12/97→04/99 01/96→08/96	←		2	24.5105-0442.3 331432	L= 442
			➡		2	83.7836-0135.3 330816	L= 135
1.4 i 1.4 i 16V 1.6 i 1.6 i 1.9 SDI 1.9 TDI	44 74 55 74 47 66	06/94→06/99 09/96→06/99 05/94→06/99 07/96→10/99 08/96→06/99 08/96→06/99	←	→ 05/99	2	24.5105-0442.3 331432	L= 442
			➡	→ 05/99	2	83.7836-0135.3 330816	L= 135
			←	11/93→ 05/99	2	24.5105-0442.3 331432	L= 442
			➡	11/93→ 05/99	2	83.7836-0135.3 330816	L= 135
1.8 i 16V	95	10/93→08/96	←	02/94→	2	24.5105-0442.3 331432	L= 442
			➡	02/94→	2	24.5170-0161.3 331308	L= 161
1.9 D 1.9 TD	50 55	02/93→08/96 02/93→08/96	←	11/93→	2	24.5105-0442.3 331432	L= 442
			➡	11/93→	2	83.7836-0135.3 330816	L= 135
1.9 TDI 2.0 i 16V	81 110	03/97→06/99 08/96→06/99	←	→ 05/99	2	24.5105-0442.3 331432	L= 442
			➡	→ 05/99	2	24.5170-0161.3 331308	L= 161
2.0 i	85	02/93→06/99	←	11/93→ 05/99	2	24.5105-0442.3 331432	L= 442
			➡	11/93→ 05/99	2	24.5170-0161.3 331308	L= 161
<b>SEAT - CORDOBA (6K2) 06/99→10/02</b>							
<b> Bremssattel</b>							
1.6 1.9 TDI	74 66	06/99→10/02 06/99→10/02	←	☐; → 09/02		24.3541-1609.5 240039	TRW Ø 54 - Halter
			←	☐; → 09/02		24.3541-1610.5 240040	TRW Ø 54 - Halter
1.8 T 20V Cupra 1.9 TDI	115 81	07/00→10/02 06/99→10/02	←	☐; → 09/02		24.3541-1731.5 240061	TRW Ø 54 - Halter
			←	☐; → 09/02		24.3541-1732.5 240062	TRW Ø 54 - Halter
			➡	☐; → 09/02		24.3384-1723.7 220523	TRW Ø 38 - Halter
			➡	☐; → 09/02		24.3384-1724.7 220524	TRW Ø 38 - Halter
<b>Führungshülzensatz, Bremssattel</b>							
1.0 1.4 1.4 16V 1.4 16V 1.6 1.9 SDI	37 44 55 74 55 50	06/99→10/02 06/99→10/02 05/00→10/02 02/00→10/02 06/99→10/02 06/99→10/02	←	→ 09/02		11.0101-4801.2 260006 24.0102-4801.2 260085	ATE ATE
1.6 1.9 TDI	74 66	06/99→10/02 06/99→10/02	←	→ 09/02		11.0101-5403.2 260010	TRW
<b>Dichtungssatz, Bremssattel</b>							
1.0 1.4 1.4 16V 1.4 16V 1.6 1.9 SDI ↓	37 44 55 74 55 50	06/99→10/02 06/99→10/02 05/00→10/02 02/00→10/02 06/99→10/02 06/99→10/02		→ 09/02		11.0441-4808.2 250022	ATE

	kW			 	! #		
<b>SEAT - CORDOBA (6K2) 06/99→10/02</b>							
 <b>Bremsschlauch</b>							
1.0	37	06/99→10/02	←	→ 09/02	2	24.5105-0442.3 331432	L= 442
1.4	44	06/99→10/02	→	→ 09/02	2	83.7858-0140.3 330837	L= 140
1.4 16V	55	05/00→10/02					
1.4 16V	74	02/00→10/02					
1.6	55	06/99→10/02					
1.6	74	06/99→10/02					
1.8 T 20V Cupra	115	07/00→10/02					
1.9 SDI	50	06/99→10/02					
1.9 TDI	66	06/99→10/02					
1.9 TDI	81	06/99→10/02					
<b>SEAT - CORDOBA (6L2) 09/02→11/09</b>							
 <b>Bremssattel</b>							
1.2	47	10/02→06/06	←	☐; +PR 1LQ;1ZF		11.9541-9549.2 220575	ATE Ø 54 - Halter
1.4 TDI	55	10/02→12/05	←	☐; +PR 1LQ;1ZF		11.9541-9550.2 220576	ATE Ø 54 - Halter
			←	☐; +PR 1LN;1ZH		24.3541-1797.7 220553	TRW Ø 54 - Halter
			←	☐; +PR 1LN;1ZH		24.3541-1798.7 220554	TRW Ø 54 - Halter
			→	☐		24.3344-1709.5 240810	TRW Ø 34 - Halter
			→	☐		24.3384-1729.5 240816	TRW Ø 38 - Halter
			→	☐		24.3344-1710.5 240811	TRW Ø 34 - Halter
			→	☐		24.3384-1730.5 240817	TRW Ø 38 - Halter
1.2 12V	51	05/06→11/09	←	☐; → 06/09; +PR 1LQ;1ZF		11.9541-9549.2 220575	ATE Ø 54 - Halter
1.4 16V	63	05/06→11/09	←	☐; → 06/09; +PR 1LQ;1ZF		11.9541-9550.2 220576	ATE Ø 54 - Halter
1.4 16V	74	10/02→11/09					
1.4 TDI	51	05/05→11/09	←	☐; → 06/09; +PR 1LN;1ZH		24.3541-1797.7 220553	TRW Ø 54 - Halter
1.4 TDI	59	06/05→11/09	←	☐; → 06/09; +PR 1LN;1ZH		24.3541-1798.7 220554	TRW Ø 54 - Halter
1.6	74	04/03→11/09					
1.6 16V	77	11/06→11/09	→	☐; → 06/09		24.3344-1709.5 240810	TRW Ø 34 - Halter
1.9 TDI	96	10/02→11/09					
			→	☐; → 06/09		24.3384-1729.5 240816	TRW Ø 38 - Halter
			→	☐; → 06/09		24.3344-1710.5 240811	TRW Ø 34 - Halter
			→	☐; → 06/09		24.3384-1730.5 240817	TRW Ø 38 - Halter
1.4 16V	55	09/02→12/07	←	☐; 10/02→; +PR 1LQ;1ZF		11.9541-9549.2 220575	ATE Ø 54 - Halter
			←	☐; 10/02→; +PR 1LQ;1ZF		11.9541-9550.2 220576	ATE Ø 54 - Halter
			←	☐; 10/02→; +PR 1LN;1ZH		24.3541-1797.7 220553	TRW Ø 54 - Halter
			←	☐; 10/02→; +PR 1LN;1ZH		24.3541-1798.7 220554	TRW Ø 54 - Halter
			→	☐; 10/02→		24.3344-1709.5 240810	TRW Ø 34 - Halter
			→	☐; 10/02→		24.3384-1729.5 240816	TRW Ø 38 - Halter
			→	☐; 10/02→		24.3344-1710.5 240811	TRW Ø 34 - Halter
			→	☐; 10/02→		24.3384-1730.5 240817	TRW Ø 38 - Halter
1.9 SDI	47	09/02→11/09	←	☐; 10/02→ 06/09; +PR 1LQ;1ZF		11.9541-9549.2 220575	ATE Ø 54 - Halter
1.9 TDI	74	09/02→11/09	←	☐; 10/02→ 06/09; +PR 1LQ;1ZF		11.9541-9550.2 220576	ATE Ø 54 - Halter
			←	☐; 10/02→ 06/09; +PR 1LN;1ZH		24.3541-1797.7 220553	TRW Ø 54 - Halter
			←	☐; 10/02→ 06/09; +PR 1LN;1ZH		24.3541-1798.7 220554	TRW Ø 54 - Halter
			→	☐; 10/02→ 06/09		24.3344-1709.5 240810	TRW Ø 34 - Halter
			→	☐; 10/02→ 06/09		24.3384-1729.5 240816	TRW Ø 38 - Halter
			→	☐; 10/02→ 06/09		24.3344-1710.5 240811	TRW Ø 34 - Halter
			→	☐; 10/02→ 06/09		24.3384-1730.5 240817	TRW Ø 38 - Halter
2.0	85	09/02→11/09	←	☐; 10/02→ 06/09; +PR 1LQ;1ZF		11.9541-9549.2 220575	ATE Ø 54 - Halter
			←	☐; 10/02→ 06/09; +PR 1LQ;1ZF		11.9541-9550.2 220576	ATE Ø 54 - Halter
			←	☐; 10/02→ 06/09; +PR 1LN;1ZH		24.3541-1797.7 220553	TRW Ø 54 - Halter
			←	☐; 10/02→ 06/09; +PR 1LN;1ZH		24.3541-1798.7 220554	TRW Ø 54 - Halter
			→	☐; 10/02→ 06/09		24.3344-1709.5 240810	TRW Ø 34 - Halter
			→	☐; 10/02→ 06/09		24.3384-1729.5 240816	TRW Ø 38 - Halter
			→	☐; 10/02→ 06/09		24.3344-1710.5 240811	TRW Ø 34 - Halter
			→	☐; 10/02→ 06/09		24.3384-1730.5 240817	TRW Ø 38 - Halter
<b>Führungshülzensatz, Bremssattel</b>							
1.2	47	10/02→06/06	←	+PR 1LQ;1ZF		11.0101-5409.2 260035	ATE
1.4 TDI	55	10/02→12/05	←	→ 06/09; +PR 1LQ;1ZF		11.0101-5409.2 260035	ATE
1.2 12V	51	05/06→11/09					
1.4 16V	63	05/06→11/09					
1.4 16V	74	10/02→11/09					
1.4 TDI	51	05/05→11/09					
1.4 TDI	59	06/05→11/09					
1.6	74	04/03→11/09					
↓							

### SEAT - CORDOBA (6L2) 09/02→11/09

#### Führungshülzensatz, Bremsattel

1.6 16V	77	11/06→11/09	←	→ 06/09; +PR 1LQ;1ZF	11.0101-5409.2	260035	ATE
1.9 TDI	96	10/02→11/09					
1.4 16V	55	09/02→12/07	←	10/02→; +PR 1LQ;1ZF	11.0101-5409.2	260035	ATE
1.9 SDI	47	09/02→11/09	←	10/02→ 06/09; +PR 1LQ;1ZF	11.0101-5409.2	260035	ATE
1.9 TDI	74	09/02→11/09					
2.0	85	09/02→11/09	←	10/02→ 06/09; +PR 1LQ;1ZF	11.0101-5409.2	260035	ATE

#### Führungsbolzen, Bremsattel

1.2	47	10/02→06/06		+PR 1LQ;1ZF	11.8171-0069.1	250152	ATE
1.4 TDI	55	10/02→12/05					
1.2 12V	51	05/06→11/09		→ 06/09; +PR 1LQ;1ZF	11.8171-0069.1	250152	ATE
1.4 16V	63	05/06→11/09					
1.4 16V	74	10/02→11/09					
1.4 TDI	51	05/05→11/09					
1.4 TDI	59	06/05→11/09					
1.6	74	04/03→11/09					
1.6 16V	77	11/06→11/09					
1.9 TDI	96	10/02→11/09					
1.4 16V	55	09/02→12/07		10/02→; +PR 1LQ;1ZF	11.8171-0069.1	250152	ATE
1.9 SDI	47	09/02→11/09		10/02→ 06/09; +PR 1LQ;1ZF	11.8171-0069.1	250152	ATE
1.9 TDI	74	09/02→11/09					
2.0	85	09/02→11/09		10/02→ 06/09; +PR 1LQ;1ZF	11.8171-0069.1	250152	ATE

#### Bremsschlauch

1.2	47	10/02→06/06	←		2	83.6247-0522.3	330595	L= 522
1.4 TDI	55	10/02→12/05	→	☐ / am Bremsattel; +PR 1KD,1KK,1KS,1KT / 1KP		24.1253-0050.3	331148	L= 192 mit Rohrleitung
			→	☐ / am Bremsattel; +PR 1KD,1KK,1KS,1KT / 1KP		24.1253-0060.3	331149	L= 192 mit Rohrleitung
			→		2	83.7858-0140.3	330837	L= 140
1.2 12V	51	05/06→11/09	←	→ 06/09	2	83.6247-0522.3	330595	L= 522
1.4 16V	63	05/06→11/09						
1.4 16V	74	10/02→11/09	→	☐ / am Bremsattel; → 06/09; +PR 1KD,1KK,1KS,1KT / 1KP		24.1253-0050.3	331148	L= 192 mit Rohrleitung
1.4 TDI	51	05/05→11/09						
1.4 TDI	59	06/05→11/09	→	☐ / am Bremsattel; → 06/09; +PR 1KD,1KK,1KS,1KT / 1KP		24.1253-0060.3	331149	L= 192 mit Rohrleitung
1.6	74	04/03→11/09						
1.6 16V	77	11/06→11/09	→	→ 06/09	2	83.7858-0140.3	330837	L= 140
1.9 TDI	96	10/02→11/09						
1.4 16V	55	09/02→12/07	←	10/02→	2	83.6247-0522.3	330595	L= 522
			→	☐ / am Bremsattel; 10/02→; +PR 1KD,1KK,1KS,1KT / 1KP		24.1253-0050.3	331148	L= 192 mit Rohrleitung
			→	☐ / am Bremsattel; 10/02→; +PR 1KD,1KK,1KS,1KT / 1KP		24.1253-0060.3	331149	L= 192 mit Rohrleitung
			→	10/02→	2	83.7858-0140.3	330837	L= 140
1.9 SDI	47	09/02→11/09	←	10/02→ 06/09	2	83.6247-0522.3	330595	L= 522
1.9 TDI	74	09/02→11/09						
2.0	85	09/02→11/09	→	☐ / am Bremsattel; 10/02→ 06/09; +PR 1KD,1KK,1KS,1KT / 1KP		24.1253-0050.3	331148	L= 192 mit Rohrleitung
			→	☐ / am Bremsattel; 10/02→ 06/09; +PR 1KD,1KK,1KS,1KT / 1KP		24.1253-0060.3	331149	L= 192 mit Rohrleitung
			→	10/02→ 06/09	2	83.7858-0140.3	330837	L= 140








### SEAT - CORDOBA Vario (6K5) 08/96→06/99












#### Bremsattel

1.4 i	44	09/96→06/99	←	☐; 01/97→ 05/99; +PR 1LA	24.3481-1745.5	240277	ATE Ø 48 - Halter
			←	☐; → 12/96; - ABS	24.3481-1745.5	240277	ATE Ø 48 - Halter
			←	☐; → 12/96; - ABS	24.3481-1746.5	240278	ATE Ø 48 - Halter
			←	☐; 01/97→ 05/99; +PR 1LA	24.3481-1746.5	240278	ATE Ø 48 - Halter
			←	☐; 01/97→ 05/99; +PR 1LY,1ZK	24.3541-1609.5	240039	TRW Ø 54 - Halter
			←	☐; 01/97→ 05/99; +PR 1LY,1ZK	24.3541-1610.5	240040	TRW Ø 54 - Halter
			←	☐; 01/97→ 05/99; +PR 1LV,1LW,1LD	24.3541-1731.5	240061	TRW Ø 54 - Halter
			←	☐; 01/97→ 05/99; +PR 1LV,1LW,1LD	24.3541-1732.5	240062	TRW Ø 54 - Halter
1.6 i	55	09/96→06/99	←	☐; 01/97→ 05/99; +PR 1LA	24.3481-1745.5	240277	ATE Ø 48 - Halter
1.6 i	74	09/96→06/99					
1.9 SDI	47	09/96→06/99	←	☐; 01/97→ 05/99; +PR 1LA	24.3481-1746.5	240278	ATE Ø 48 - Halter
1.9 TDI	66	08/96→06/99	←	☐; 01/97→ 05/99; +PR 1LY,1ZK	24.3541-1609.5	240039	TRW Ø 54 - Halter
			←	☐; 01/97→ 05/99; +PR 1LY,1ZK	24.3541-1610.5	240040	TRW Ø 54 - Halter
			←	☐; 01/97→ 05/99; +PR 1LV,1LW,1LD	24.3541-1731.5	240061	TRW Ø 54 - Halter

↓



	kw			 	! #		
<b>SEAT - CORDOBA Vario (6K5) 08/96→06/99</b>							
<b>Bremssattel</b>							
1.6 i	55	09/96→06/99	←	☐; 01/97→ 05/99; +PR 1LV,1LW,1LD		24.3541-1732.5 240062	TRW Ø 54 - Halter
1.6 i	74	09/96→06/99					
1.9 SDI	47	09/96→06/99					
1.9 TDI	66	08/96→06/99					
1.6 i	55	05/97→06/99	←	☐; → 05/99; +PR 1LA		24.3481-1745.5 240277	ATE Ø 48 - Halter
			←	☐; → 05/99; +PR 1LA		24.3481-1746.5 240278	ATE Ø 48 - Halter
			←	☐; → 05/99; +PR 1LY,1ZK		24.3541-1609.5 240039	TRW Ø 54 - Halter
			←	☐; → 05/99; +PR 1LY,1ZK		24.3541-1610.5 240040	TRW Ø 54 - Halter
			←	☐; → 05/99; +PR 1LV,1LW,1LD		24.3541-1731.5 240061	TRW Ø 54 - Halter
			←	☐; → 05/99; +PR 1LV,1LW,1LD		24.3541-1732.5 240062	TRW Ø 54 - Halter
1.9 TDI	81	07/97→06/99	←	☐; → 05/99; +PR 1LA		24.3481-1745.5 240277	ATE Ø 48 - Halter
			←	☐; → 05/99; +PR 1LA		24.3481-1746.5 240278	ATE Ø 48 - Halter
			←	☐; → 05/99; +PR 1LY,1ZK		24.3541-1609.5 240039	TRW Ø 54 - Halter
			←	☐; → 05/99; +PR 1LY,1ZK		24.3541-1610.5 240040	TRW Ø 54 - Halter
			←	☐; → 05/99; +PR 1LV,1LW,1LD		24.3541-1731.5 240061	TRW Ø 54 - Halter
			←	☐; → 05/99; +PR 1LV,1LW,1LD		24.3541-1732.5 240062	TRW Ø 54 - Halter
			→	☐; 6K-X-400000→; → 05/99; +PR 1KE,1KQ		24.3344-1711.7 220539	TRW Ø 34 - Halter
			→	☐; 6K-X-400000→; → 05/99; +PR 1KE,1KQ		24.3344-1712.7 220540	TRW Ø 34 - Halter
			→	☐; 6K-X-400000→; → 05/99; +PR 1KK		24.3384-1723.7 220523	TRW Ø 38 - Halter
			→	☐; 6K-X-400000→; → 05/99; +PR 1KK		24.3384-1724.7 220524	TRW Ø 38 - Halter
			→	☐; → 6K-X-399999		24.3384-1737.5 240301	TRW Ø 38 - Halter
			→	☐; → 6K-X-399999		24.3384-1738.5 240302	TRW Ø 38 - Halter
<b>Führungshülzensatz, Bremssattel</b>							
1.4 i	44	09/96→06/99	←	01/97→ 05/99; +PR 1LG,1LM		11.0101-4801.2 260006	ATE
			←	→ 12/96; + ABS		11.0101-4801.2 260006	ATE
						24.0102-4801.2 260085	ATE
			←	01/97→ 05/99; +PR 1LA		11.0101-4803.2 260008	ATE
			←	→ 12/96; - ABS		24.0102-4803.2 260086	ATE
			←	→ 12/96; - ABS		11.0101-4803.2 260008	ATE
			←	→ 12/96; - ABS		24.0102-4803.2 260086	ATE
			←	01/97→ 05/99; +PR 1LY,1ZK		11.0101-5403.2 260010	TRW
1.6 i	55	09/96→06/99	←	→ 12/96		11.0101-4801.2 260006	ATE
1.6 i	74	09/96→06/99				24.0102-4801.2 260085	ATE
1.9 SDI	47	09/96→06/99	←	01/97→ 05/99; +PR 1LG,1LM		11.0101-4801.2 260006	ATE
			←	01/97→ 05/99; +PR 1LA		11.0101-4803.2 260008	ATE
			←	01/97→ 05/99; +PR 1LA		24.0102-4803.2 260086	ATE
			←	01/97→ 05/99; +PR 1LY,1ZK		11.0101-5403.2 260010	TRW
1.6 i	55	05/97→06/99	←	→ 05/99; +PR 1LG,1LM		11.0101-4801.2 260006	ATE
			←	→ 05/99; +PR 1LA		11.0101-4803.2 260008	ATE
			←	→ 05/99; +PR 1LA		24.0102-4803.2 260086	ATE
			←	→ 05/99; +PR 1LY,1ZK		11.0101-5403.2 260010	TRW
1.9 TDI	66	08/96→06/99	←	01/97→ 05/99; +PR 1LG,1LM		11.0101-4801.2 260006	ATE
			←	01/97→ 05/99; +PR 1LA		11.0101-4803.2 260008	ATE
			←	01/97→ 05/99; +PR 1LA		24.0102-4803.2 260086	ATE
			←	01/97→ 05/99; +PR 1LY,1ZK		11.0101-5403.2 260010	TRW
1.9 TDI	81	07/97→06/99	←	→ 05/99; +PR 1LG,1LM		11.0101-4801.2 260006	ATE
			←	→ 05/99; +PR 1LA		11.0101-4803.2 260008	ATE
			←	→ 05/99; +PR 1LA		24.0102-4803.2 260086	ATE
			←	→ 05/99; +PR 1LY,1ZK		11.0101-5403.2 260010	TRW
			→	→ 6K-X-399999		11.0101-5403.2 260010	TRW
<b>Dichtungssatz, Bremssattel</b>							
1.4 i	44	09/96→06/99		01/97→ 05/99; +PR 1LG,1LM		11.0441-4808.2 250022	ATE
				→ 12/96; - ABS		11.0441-4808.2 250022	ATE
				→ 12/96; + ABS		11.0441-4808.2 250022	ATE
				01/97→ 05/99; +PR 1LA		11.0441-4808.2 250022	ATE
↓							

	kw			 	! #		
<b>SEAT - CORDOBA Vario (6K5) 08/96→06/99</b>							
<b>Dichtungssatz, Bremssattel</b>							
1.6 i	55	09/96→06/99		01/97→ 05/99; +PR 1LG,1LM		11.0441-4808.2 250022	ATE
1.6 i	74	09/96→06/99		01/97→ 05/99; +PR 1LA		11.0441-4808.2 250022	ATE
1.9 SDI	47	09/96→06/99		→ 12/96		11.0441-4808.2 250022	ATE
1.6 i	55	05/97→06/99		→ 05/99; +PR 1LG,1LM		11.0441-4808.2 250022	ATE
1.9 TDI	81	07/97→06/99		→ 05/99; +PR 1LA		11.0441-4808.2 250022	ATE
1.9 TDI	66	08/96→06/99		01/97→ 05/99; +PR 1LG,1LM		11.0441-4808.2 250022	ATE
				01/97→ 05/99; +PR 1LA		11.0441-4808.2 250022	ATE
<b> Bremsschlauch</b>							
1.4 i	44	09/96→06/99	←	→ 05/99	2	24.5105-0442.3 331432	L= 442
1.6 i	55	09/96→06/99					
1.6 i	55	05/97→06/99	→	→ 05/99	2	83.7836-0135.3 330816	L= 135
1.6 i	74	09/96→06/99					
1.9 SDI	47	09/96→06/99					
1.9 TDI	66	08/96→06/99					
1.9 TDI	81	07/97→06/99	←	→ 05/99	2	24.5105-0442.3 331432	L= 442
			→	→ 05/99	2	24.5170-0161.3 331308	L= 161
<b>SEAT - CORDOBA Vario (6K5) 06/99→12/02</b>							
<b> Bremssattel</b>							
1.6	74	06/99→12/02	←	☐; → 09/02		24.3541-1609.5 240039	TRW Ø 54 - Halter
1.9 TDI	66	06/99→12/02	←	☐; → 09/02		24.3541-1610.5 240040	TRW Ø 54 - Halter
1.9 TDI	81	06/99→12/02	←	☐; → 09/02		24.3541-1731.5 240061	TRW Ø 54 - Halter
			←	☐; → 09/02		24.3541-1732.5 240062	TRW Ø 54 - Halter
			→	☐; → 09/02		24.3384-1723.7 220523	TRW Ø 38 - Halter
			→	☐; → 09/02		24.3384-1724.7 220524	TRW Ø 38 - Halter
<b>Führungshülzensatz, Bremssattel</b>							
1.4	44	06/99→12/02	←	→ 09/02		11.0101-4801.2 260006	ATE
1.4 16V	55	06/99→12/02				24.0102-4801.2 260085	ATE
1.6	55	06/99→12/02					
1.9 SDI	50	06/99→12/02					
1.6	74	06/99→12/02	←	→ 09/02		11.0101-5403.2 260010	TRW
1.9 TDI	66	06/99→12/02					
<b>Dichtungssatz, Bremssattel</b>							
1.4	44	06/99→12/02		→ 09/02		11.0441-4808.2 250022	ATE
1.4 16V	55	06/99→12/02					
1.6	55	06/99→12/02					
1.9 SDI	50	06/99→12/02					
<b> Bremsschlauch</b>							
1.4	44	06/99→12/02	←	→ 09/02	2	24.5105-0442.3 331432	L= 442
1.4 16V	55	06/99→12/02					
1.6	55	06/99→12/02	→	→ 09/02	2	83.7858-0140.3 330837	L= 140
1.6	74	06/99→12/02					
1.9 SDI	50	06/99→12/02					
1.9 TDI	66	06/99→12/02					
1.9 TDI	81	06/99→12/02					
<b>SEAT - EXEO (3R2) 12/08→</b>							
<b> Bremssattel</b>							
1.6	75	03/09→09/10	←	☐; 04/09→; +PR 1LT		11.9571-9835.2 220427	ATE Ø 57 - Halter
1.8 T	110	12/08→05/10	←	☐; 04/09→; +PR 1LT		11.9571-9836.2 220428	ATE Ø 57 - Halter
			←	☐; 04/09→; +PR 1LA		11.9606-9953.2 220587	ATE Ø 60 - Halter
			←	☐; 04/09→; +PR 1LA		11.9606-9954.2 220588	ATE Ø 60 - Halter
			←	☐; 04/09→; +PR 1LZ		24.3541-1763.5 240231	TRW Ø 54 - Halter
			←	☐; 04/09→; +PR 1LZ		24.3541-1764.5 240232	TRW Ø 54 - Halter
			←	☐; 04/09→; +PR 1LB		24.3571-8521.5 240495	ATE Ø 57 - Halter
			←	☐; 04/09→; +PR 1LB		24.3571-8522.5 240496	ATE Ø 57 - Halter
			→	☐; 04/09→; +PR 1KD,1KP		24.3384-1735.7 220547	TRW Ø 38 - Halter
			→	☐; 04/09→; +PR 1KD,1KP		24.3384-1736.7 220548	TRW Ø 38 - Halter
			→	☐; 04/09→; +PR 1KW		24.3414-1713.7 220793	TRW Ø 41 - Halter
			→	☐; 04/09→; +PR 1KW		24.3414-1714.7 220794	TRW Ø 41 - Halter
↓							



**SEAT - EXEO (3R2) 12/08→**

**Bremssattel**

1.8 TSI 1.8 TSI 2.0 TFSI	88	09/10→	←	☐; → 06/13; +PR 1LT	11.9571-9835.2	220427	ATE Ø 57 - Halter	
	118	05/10→	←	☐; → 06/13; +PR 1LT	11.9571-9836.2	220428	ATE Ø 57 - Halter	
	155	05/10→	←	☐; → 06/13; +PR 1LA	11.9606-9953.2	220587	ATE Ø 60 - Halter	
				←	☐; → 06/13; +PR 1LA	11.9606-9954.2	220588	ATE Ø 60 - Halter
				←	☐; → 06/13; +PR 1LZ	24.3541-1763.5	240231	TRW Ø 54 - Halter
				←	☐; → 06/13; +PR 1LZ	24.3541-1764.5	240232	TRW Ø 54 - Halter
				←	☐; → 06/13; +PR 1LB	24.3571-8521.5	240495	ATE Ø 57 - Halter
				←	☐; → 06/13; +PR 1LB	24.3571-8522.5	240496	ATE Ø 57 - Halter
				→	☐; → 06/13; +PR 1KD,1KP	24.3384-1735.7	220547	TRW Ø 38 - Halter
				→	☐; → 06/13; +PR 1KD,1KP	24.3384-1736.7	220548	TRW Ø 38 - Halter
				→	☐; → 06/13; +PR 1KW	24.3414-1713.7	220793	TRW Ø 41 - Halter
				→	☐; → 06/13; +PR 1KW	24.3414-1714.7	220794	TRW Ø 41 - Halter
2.0 TDI 2.0 TDI 2.0 TDI 2.0 TFSI	88	12/08→	←	☐; 04/09→ 06/13; +PR 1LT	11.9571-9835.2	220427	ATE Ø 57 - Halter	
	105	12/08→	←	☐; 04/09→ 06/13; +PR 1LT	11.9571-9836.2	220428	ATE Ø 57 - Halter	
	125	02/09→	←	☐; 04/09→ 06/13; +PR 1LA	11.9606-9953.2	220587	ATE Ø 60 - Halter	
	147	03/09→	←	☐; 04/09→ 06/13; +PR 1LA	11.9606-9954.2	220588	ATE Ø 60 - Halter	
				←	☐; 04/09→ 06/13; +PR 1LZ	24.3541-1763.5	240231	TRW Ø 54 - Halter
				←	☐; 04/09→ 06/13; +PR 1LZ	24.3541-1764.5	240232	TRW Ø 54 - Halter
				←	☐; 04/09→ 06/13; +PR 1LB	24.3571-8521.5	240495	ATE Ø 57 - Halter
				←	☐; 04/09→ 06/13; +PR 1LB	24.3571-8522.5	240496	ATE Ø 57 - Halter
				→	☐; 04/09→ 06/13; +PR 1KD,1KP	24.3384-1735.7	220547	TRW Ø 38 - Halter
				→	☐; 04/09→ 06/13; +PR 1KD,1KP	24.3384-1736.7	220548	TRW Ø 38 - Halter
				→	☐; 04/09→ 06/13; +PR 1KW	24.3414-1713.7	220793	TRW Ø 41 - Halter
				→	☐; 04/09→ 06/13; +PR 1KW	24.3414-1714.7	220794	TRW Ø 41 - Halter

**Halter, Bremssattel**

1.6 1.8 T	75	03/09→09/10	←	04/09→; +PR 1LB	11.0230-0560.1	260125	ATE
	110	12/08→05/10	←	04/09→; +PR 1LT	11.0230-0569.1	260126	ATE
1.8 TSI 1.8 TSI 2.0 TFSI	88	09/10→	←	→ 06/13; +PR 1LB	11.0230-0560.1	260125	ATE
	118	05/10→	←	→ 06/13; +PR 1LT	11.0230-0569.1	260126	ATE
	155	05/10→	←	→ 06/13; +PR 1LT	11.0230-0569.1	260126	ATE
2.0 TDI 2.0 TDI 2.0 TDI 2.0 TFSI	88	12/08→	←	04/09→ 06/13; +PR 1LB	11.0230-0560.1	260125	ATE
	105	12/08→	←	04/09→ 06/13; +PR 1LT	11.0230-0569.1	260126	ATE
	125	02/09→	←	04/09→ 06/13; +PR 1LT	11.0230-0569.1	260126	ATE
	147	03/09→	←	04/09→ 06/13; +PR 1LT	11.0230-0569.1	260126	ATE

**Bremsschlauch**











1.6 1.8 T	75	03/09→09/10	←	04/09→	2	24.5237-0308.3	331435	L= 308
	110	12/08→05/10	→	04/09→	2	24.5138-0263.3	330885	L= 263
1.8 TSI 1.8 TSI 2.0 TFSI	88	09/10→	←	→ 06/13	2	24.5237-0308.3	331435	L= 308
	118	05/10→	←	→ 06/13	2	24.5138-0263.3	330885	L= 263
	155	05/10→	→	→ 06/13	2	24.5138-0263.3	330885	L= 263
2.0 TDI 2.0 TDI 2.0 TDI 2.0 TFSI	88	12/08→	←	04/09→ 06/13	2	24.5237-0308.3	331435	L= 308
	105	12/08→	←	04/09→ 06/13	2	24.5138-0263.3	330885	L= 263
	125	02/09→	←	04/09→ 06/13	2	24.5138-0263.3	330885	L= 263
	147	03/09→	←	04/09→ 06/13	2	24.5138-0263.3	330885	L= 263

**SEAT - EXEO ST (3R5) 05/09→**









**Bremssattel**








1.6 1.8 T	75	06/09→09/10	←	☐; +PR 1LT	11.9571-9835.2	220427	ATE Ø 57 - Halter	
	110	06/09→05/10	←	☐; +PR 1LT	11.9571-9836.2	220428	ATE Ø 57 - Halter	
				←	☐; +PR 1LA	11.9606-9953.2	220587	ATE Ø 60 - Halter
				←	☐; +PR 1LA	11.9606-9954.2	220588	ATE Ø 60 - Halter
				←	☐; +PR 1LZ	24.3541-1763.5	240231	TRW Ø 54 - Halter
				←	☐; +PR 1LZ	24.3541-1764.5	240232	TRW Ø 54 - Halter
				←	☐; +PR 1LB	24.3571-8521.5	240495	ATE Ø 57 - Halter
				←	☐; +PR 1LB	24.3571-8522.5	240496	ATE Ø 57 - Halter
				→	☐; +PR 1KD,1KP	24.3384-1735.7	220547	TRW Ø 38 - Halter
				→	☐; +PR 1KD,1KP	24.3384-1736.7	220548	TRW Ø 38 - Halter













	kw			 	! #		
<b>SEAT - EXEO ST (3R5) 05/09→</b>							
 <b>Bremssattel</b>							
1.6 1.8 T	75 110	06/09→09/10 06/09→05/10	→	☐; +PR 1KW		24.3414-1713.7 220793	TRW Ø 41 - Halter
			→	☐; +PR 1KW		24.3414-1714.7 220794	TRW Ø 41 - Halter
1.8 TSI 1.8 TSI 2.0 TDI 2.0 TDI 2.0 TFSI 2.0 TFSI	88 118 88 105 125 147 155	09/10→ 05/10→ 07/09→ 05/09→ 05/09→ 06/09→ 05/10→	←	☐; → 06/13; +PR 1LT		11.9571-9835.2 220427	ATE Ø 57 - Halter
			←	☐; → 06/13; +PR 1LT		11.9571-9836.2 220428	ATE Ø 57 - Halter
			←	☐; → 06/13; +PR 1LA		11.9606-9953.2 220587	ATE Ø 60 - Halter
			←	☐; → 06/13; +PR 1LA		11.9606-9954.2 220588	ATE Ø 60 - Halter
			←	☐; → 06/13; +PR 1LZ		24.3541-1763.5 240231	TRW Ø 54 - Halter
			←	☐; → 06/13; +PR 1LZ		24.3541-1764.5 240232	TRW Ø 54 - Halter
			←	☐; → 06/13; +PR 1LB		24.3571-8521.5 240495	ATE Ø 57 - Halter
			←	☐; → 06/13; +PR 1LB		24.3571-8522.5 240496	ATE Ø 57 - Halter
			→	☐; → 06/13; +PR 1KD,1KP		24.3384-1735.7 220547	TRW Ø 38 - Halter
			→	☐; → 06/13; +PR 1KD,1KP		24.3384-1736.7 220548	TRW Ø 38 - Halter
			→	☐; → 06/13; +PR 1KW		24.3414-1713.7 220793	TRW Ø 41 - Halter
			→	☐; → 06/13; +PR 1KW		24.3414-1714.7 220794	TRW Ø 41 - Halter
<b>Halter, Bremssattel</b>							
1.6 1.8 T	75 110	06/09→09/10 06/09→05/10	←	+PR 1LB		11.0230-0560.1 260125	ATE
			←	+PR 1LT		11.0230-0569.1 260126	ATE
1.8 TSI 1.8 TSI 2.0 TDI 2.0 TDI 2.0 TFSI 2.0 TFSI	88 118 88 105 125 147 155	09/10→ 05/10→ 07/09→ 05/09→ 05/09→ 06/09→ 05/10→	←	→ 06/13; +PR 1LB		11.0230-0560.1 260125	ATE
			←	→ 06/13; +PR 1LT		11.0230-0569.1 260126	ATE
 <b>Bremsschlauch</b>							
1.6 1.8 T	75 110	06/09→09/10 06/09→05/10	←		2	24.5237-0308.3 331435	L= 308
			→		2	24.5138-0263.3 330885	L= 263
1.8 TSI 1.8 TSI 2.0 TDI 2.0 TDI 2.0 TFSI 2.0 TFSI	88 118 88 105 125 147 155	09/10→ 05/10→ 07/09→ 05/09→ 05/09→ 06/09→ 05/10→	←	→ 06/13	2	24.5237-0308.3 331435	L= 308
			→	→ 06/13	2	24.5138-0263.3 330885	L= 263
<b>SEAT - IBIZA II (6K1) 03/93→08/99</b>							
 <b>Bremssattel</b>							
1.0 1.4 1.6 i 1.9 D 1.9 D 1.9 TD	33 40 55 47 50 55	03/93→09/96 12/97→04/99 09/94→06/99 04/93→08/96 10/94→08/96 03/93→08/96	←	☐; +PR 1LA		24.3481-1745.5 240277	ATE Ø 48 - Halter
			←	☐; +PR 1LA		24.3481-1746.5 240278	ATE Ø 48 - Halter
			←	☐; +PR 1LY,1ZK		24.3541-1609.5 240039	TRW Ø 54 - Halter
			←	☐; +PR 1LY,1ZK		24.3541-1610.5 240040	TRW Ø 54 - Halter
			←	☐; +PR 1LD,1LV,1LW		24.3541-1731.5 240061	TRW Ø 54 - Halter
			←	☐; +PR 1LD,1LV,1LW		24.3541-1732.5 240062	TRW Ø 54 - Halter
			→	☐; +PR 1KK		24.3384-1723.7 220523	TRW Ø 38 - Halter
			→	☐; +PR 1KK		24.3384-1724.7 220524	TRW Ø 38 - Halter
1.0 i 1.3 i 1.4 i 1.4 i 16V 1.6 i 1.6 i 1.8 i 1.9 SDI 1.9 TDI 2.0 i 16V	37 40 44 74 55 74 66 47 66 110	09/96→08/99 03/93→08/99 09/93→08/99 06/97→08/99 03/93→08/99 04/96→08/99 03/93→08/99 08/96→08/99 08/96→08/99 08/96→08/99	←	☐; → 07/99; +PR 1LA		24.3481-1745.5 240277	ATE Ø 48 - Halter
			←	☐; → 07/99; +PR 1LA		24.3481-1746.5 240278	ATE Ø 48 - Halter
			←	☐; → 07/99; +PR 1LY,1ZK		24.3541-1609.5 240039	TRW Ø 54 - Halter
			←	☐; → 07/99; +PR 1LY,1ZK		24.3541-1610.5 240040	TRW Ø 54 - Halter
			←	☐; → 07/99; +PR 1LD,1LV,1LW		24.3541-1731.5 240061	TRW Ø 54 - Halter
			←	☐; → 07/99; +PR 1LD,1LV,1LW		24.3541-1732.5 240062	TRW Ø 54 - Halter
			→	☐; → 07/99; +PR 1KK		24.3384-1723.7 220523	TRW Ø 38 - Halter
			→	☐; → 07/99; +PR 1KK		24.3384-1724.7 220524	TRW Ø 38 - Halter
1.8 i 16V	95	11/93→08/96	←	☐; 02/94→; +PR 1LA		24.3481-1745.5 240277	ATE Ø 48 - Halter
			←	☐; 02/94→; +PR 1LA		24.3481-1746.5 240278	ATE Ø 48 - Halter
			←	☐; 02/94→; +PR 1LY,1ZK		24.3541-1609.5 240039	TRW Ø 54 - Halter
			←	☐; 02/94→; +PR 1LY,1ZK		24.3541-1610.5 240040	TRW Ø 54 - Halter










	kw			 	! #		
<b>SEAT - IBIZA II (6K1) 03/93→08/99</b>							
<b> Bremssattel</b>							
1.8 i 16V	95	11/93→08/96	←	☐; 02/94→; +PR 1LD,1LV,1LW	24.3541-1731.5	240061	TRW Ø 54 - Halter
			←	☐; 02/94→; +PR 1LD,1LV,1LW	24.3541-1732.5	240062	TRW Ø 54 - Halter
			→	☐; 02/94→; → 6K-ZR516424	24.3384-1603.5	240015	TRW Ø 38 - Halter
			→	☐; 02/94→; → 6K-ZR014473	24.3384-1603.5	240015	TRW Ø 38 - Halter
			→	☐; 02/94→; → 6K-ZR014473	24.3384-1604.5	240016	TRW Ø 38 - Halter
			→	☐; 02/94→; → 6K-ZR516424	24.3384-1604.5	240016	TRW Ø 38 - Halter
			→	☐; 6K-ZR516425→	24.3384-1707.5	240171	TRW Ø 38 - Halter
			→	☐; 6K-ZR014474→	24.3384-1707.5	240171	TRW Ø 38 - Halter
			→	☐; 6K-ZR014474→	24.3384-1708.5	240172	TRW Ø 38 - Halter
			→	☐; 6K-ZR516425→	24.3384-1708.5	240172	TRW Ø 38 - Halter
			→	☐; 02/94→; +PR 1KK	24.3384-1723.7	220523	TRW Ø 38 - Halter
			→	☐; 02/94→; +PR 1KK	24.3384-1724.7	220524	TRW Ø 38 - Halter
1.9 TDI	81	02/97→08/99	←	☐; 03/97→ 07/99; +PR 1LA	24.3481-1745.5	240277	ATE Ø 48 - Halter
			←	☐; 03/97→ 07/99; +PR 1LA	24.3481-1746.5	240278	ATE Ø 48 - Halter
			←	☐; 03/97→ 07/99; +PR 1LY,1ZK	24.3541-1609.5	240039	TRW Ø 54 - Halter
			←	☐; 03/97→ 07/99; +PR 1LY,1ZK	24.3541-1610.5	240040	TRW Ø 54 - Halter
			←	☐; 03/97→ 07/99; +PR 1LD,1LV,1LW	24.3541-1731.5	240061	TRW Ø 54 - Halter
			←	☐; 03/97→ 07/99; +PR 1LD,1LV,1LW	24.3541-1732.5	240062	TRW Ø 54 - Halter
			→	☐; 03/97→ 07/99; +PR 1KK	24.3384-1723.7	220523	TRW Ø 38 - Halter
			→	☐; 03/97→ 07/99; +PR 1KK	24.3384-1724.7	220524	TRW Ø 38 - Halter
			→	☐; 03/97→ 07/99	24.3384-1737.5	240301	TRW Ø 38 - Halter
			→	☐; 03/97→ 07/99	24.3384-1738.5	240302	TRW Ø 38 - Halter
2.0 i	85	03/93→08/99	←	☐; → 07/99; +PR 1LA	24.3481-1745.5	240277	ATE Ø 48 - Halter
			←	☐; → 07/99; +PR 1LA	24.3481-1746.5	240278	ATE Ø 48 - Halter
			←	☐; → 07/99; +PR 1LY,1ZK	24.3541-1609.5	240039	TRW Ø 54 - Halter
			←	☐; → 07/99; +PR 1LY,1ZK	24.3541-1610.5	240040	TRW Ø 54 - Halter
			←	☐; → 07/99; +PR 1LD,1LV,1LW	24.3541-1731.5	240061	TRW Ø 54 - Halter
			←	☐; → 07/99; +PR 1LD,1LV,1LW	24.3541-1732.5	240062	TRW Ø 54 - Halter
			→	☐; → 6K-ZR014473	24.3384-1603.5	240015	TRW Ø 38 - Halter
			→	☐; → 6K-ZR516424	24.3384-1603.5	240015	TRW Ø 38 - Halter
			→	☐; → 6K-ZR014473	24.3384-1604.5	240016	TRW Ø 38 - Halter
			→	☐; → 6K-ZR516424	24.3384-1604.5	240016	TRW Ø 38 - Halter
			→	☐; 6K-ZR516425→; → 07/99	24.3384-1707.5	240171	TRW Ø 38 - Halter
			→	☐; 6K-ZR014474→; → 07/99	24.3384-1707.5	240171	TRW Ø 38 - Halter
			→	☐; 6K-ZR014474→; → 07/99	24.3384-1708.5	240172	TRW Ø 38 - Halter
			→	☐; 6K-ZR516425→; → 07/99	24.3384-1708.5	240172	TRW Ø 38 - Halter
			→	☐; → 07/99; +PR 1KK	24.3384-1723.7	220523	TRW Ø 38 - Halter
→	☐; → 07/99; +PR 1KK	24.3384-1724.7	220524	TRW Ø 38 - Halter			
<b>Führungshülzensatz, Bremssattel</b>							
1.0	33	03/93→09/96	←	+PR 1LG,1LM	11.0101-4801.2	260006	ATE
1.4	40	12/97→04/99			24.0102-4801.2	260085	ATE
1.6 i	55	09/94→06/99					
1.9 D	47	04/93→08/96	←	+PR 1LA	11.0101-4803.2	260008	ATE
1.9 D	50	10/94→08/96			24.0102-4803.2	260086	ATE
1.9 TD	55	03/93→08/96	←	+PR 1LY,1ZK	11.0101-5403.2	260010	TRW
1.0 i	37	09/96→08/99	←	→ 07/99; +PR 1LG,1LM	11.0101-4801.2	260006	ATE
1.3 i	40	03/93→08/99			24.0102-4801.2	260085	ATE
1.4 i	44	09/93→08/99					
1.4 i 16V	74	06/97→08/99	←	→ 07/99; +PR 1LA	11.0101-4803.2	260008	ATE
1.6 i	55	03/93→08/99			24.0102-4803.2	260086	ATE
1.6 i	74	04/96→08/99					
1.8 i	66	03/93→08/99	←	→ 07/99; +PR 1LY,1ZK	11.0101-5403.2	260010	TRW
1.9 SDI	47	08/96→08/99					
1.9 TDI	66	08/96→08/99					
2.0 i 16V	110	08/96→08/99					
1.8 i 16V	95	11/93→08/96	←	02/94→; +PR 1LG,1LM	11.0101-4801.2	260006	ATE
					24.0102-4801.2	260085	ATE
↓							

	kW			 	! #		
<b>SEAT - IBIZA II (6K1) 03/93→08/99</b>							
<b>Führungshülzensatz, Bremssattel</b>							
1.8 i 16V	95	11/93→08/96	←	02/94→; +PR 1LA		11.0101-4803.2 260008	ATE
						24.0102-4803.2 260086	ATE
			←	02/94→; +PR 1LY,1ZK		11.0101-5403.2 260010	TRW
			→	6K-ZR516425→		11.0101-5403.2 260010	TRW
			→	6K-ZR014474→		11.0101-5403.2 260010	TRW
1.9 TDI	81	02/97→08/99	←	03/97→ 07/99; +PR 1LG,1LM		11.0101-4801.2 260006	ATE
						24.0102-4801.2 260085	ATE
			←	03/97→ 07/99; +PR 1LA		11.0101-4803.2 260008	ATE
			←	03/97→ 07/99; +PR 1LY,1ZK		24.0102-4803.2 260086	ATE
			←	03/97→ 07/99; +PR 1LA		11.0101-5403.2 260010	TRW
2.0 i	85	03/93→08/99	←	→ 07/99; +PR 1LG,1LM		11.0101-4801.2 260006	ATE
						24.0102-4801.2 260085	ATE
			←	→ 07/99; +PR 1LA		11.0101-4803.2 260008	ATE
						24.0102-4803.2 260086	ATE
			←	→ 07/99; +PR 1LY,1ZK		11.0101-5403.2 260010	TRW
			→	6K-ZR014474→; → 07/99		11.0101-5403.2 260010	TRW
			→	6K-ZR516425→; → 07/99		11.0101-5403.2 260010	TRW
<b>Dichtungssatz, Bremssattel</b>							
1.0	33	03/93→09/96		+PR 1LG,1LM		11.0441-4808.2 250022	ATE
1.4	40	12/97→04/99					
1.6 i	55	09/94→06/99		+PR 1LA		11.0441-4808.2 250022	ATE
1.9 D	47	04/93→08/96					
1.9 D	50	10/94→08/96					
1.9 TD	55	03/93→08/96					
1.0 i	37	09/96→08/99		→ 07/99; +PR 1LG,1LM		11.0441-4808.2 250022	ATE
1.3 i	40	03/93→08/99					
1.4 i	44	09/93→08/99		→ 07/99; +PR 1LA		11.0441-4808.2 250022	ATE
1.4 i 16V	74	06/97→08/99					
1.6 i	55	03/93→08/99					
1.6 i	74	04/96→08/99					
1.8 i	66	03/93→08/99					
1.9 SDI	47	08/96→08/99					
1.9 TDI	66	08/96→08/99					
2.0 i	85	03/93→08/99					
2.0 i 16V	110	08/96→08/99					
1.8 i 16V	95	11/93→08/96		02/94→; +PR 1LG,1LM		11.0441-4808.2 250022	ATE
				02/94→; +PR 1LA		11.0441-4808.2 250022	ATE
1.9 TDI	81	02/97→08/99		03/97→ 07/99; +PR 1LG,1LM		11.0441-4808.2 250022	ATE
				03/97→ 07/99; +PR 1LA		11.0441-4808.2 250022	ATE
<b>Zubehörsatz, Bremssattel</b>							
1.8 i 16V	95	11/93→08/96	→	02/94→; → 6K-ZR014473		24.0101-3601.2 260044	TRW
			→	6K-ZR014474→		24.0101-3601.2 260044	TRW
			→	6K-ZR516425→		24.0101-3601.2 260044	TRW
			→	02/94→; → 6K-ZR516424		24.0101-3601.2 260044	TRW
2.0 i	85	03/93→08/99	→	6K-ZR516425→; → 07/99		24.0101-3601.2 260044	TRW
			→	6K-ZR014474→; → 07/99		24.0101-3601.2 260044	TRW
			→	→ 6K-ZR516424		24.0101-3601.2 260044	TRW
			→	→ 6K-ZR014473		24.0101-3601.2 260044	TRW
<b>Bremsschlauch</b>							
1.0	33	03/93→09/96	←		2	24.5105-0442.3 331432	L= 442
1.4	40	12/97→04/99					
1.6 i	55	09/94→06/99	→		2	24.5230-0143.3 330402	L= 143
1.9 D	47	04/93→08/96				83.7836-0135.3 330816	L= 135
1.9 D	50	10/94→08/96					
1.9 TD	55	03/93→08/96					
1.0 i	37	09/96→08/99	←	→ 07/99	2	24.5105-0442.3 331432	L= 442
1.3 i	40	03/93→08/99					
1.4 i	44	09/93→08/99	→	→ 07/99	2	24.5230-0143.3 330402	L= 143
1.4 i 16V	74	06/97→08/99				83.7836-0135.3 330816	L= 135
1.6 i	55	03/93→08/99					
1.6 i	74	04/96→08/99					
1.8 i	66	03/93→08/99					
1.9 SDI	47	08/96→08/99					
1.9 TDI	66	08/96→08/99					
1.8 i 16V	95	11/93→08/96	←	02/94→	2	24.5105-0442.3 331432	L= 442
↓							



	kw			 	! #		
<b>SEAT - IBIZA II (6K1) 03/93→08/99</b>							
 <b>Bremsschlauch</b>							
1.8 i 16V	95	11/93→08/96	➔	02/94→	2	24.5170-0161.3 331308	L= 161
1.9 TDI	81	02/97→08/99	➔	03/97→ 07/99	2	24.5105-0442.3 331432	L= 442
			➔	03/97→ 07/99	2	24.5170-0161.3 331308	L= 161
2.0 i 2.0 i 16V	85	03/93→08/99	➔	→ 07/99	2	24.5105-0442.3 331432	L= 442
	110	08/96→08/99	➔	→ 07/99	2	24.5170-0161.3 331308	L= 161
<b>SEAT - IBIZA III (6K1) 08/99→02/02</b>							
 <b>Bremssattel</b>							
1.0	37	08/99→02/02	➔	☐; → 6K-W-000500; +PR 1LA; - ABS		24.3481-1745.5 240277	ATE Ø 48 - Halter
1.0 16V	51	10/99→02/02	➔	☐; → 6K-W-000500; +PR 1LA; - ABS		24.3481-1746.5 240278	ATE Ø 48 - Halter
1.4	44	08/99→02/02	➔	☐; → 6K-W-000500; +PR 1LA; - ABS		24.3481-1746.5 240278	ATE Ø 48 - Halter
1.4 16V	55	05/00→02/02	➔	☐; → 01/02; +PR 1ZK		24.3541-1609.5 240039	TRW Ø 54 - Halter
1.4 16V	74	08/99→02/02	➔	☐; → 01/02; +PR 1ZK		24.3541-1610.5 240040	TRW Ø 54 - Halter
1.6	55	08/99→02/02	➔	☐; → 01/02; +PR 1ZK		24.3541-1610.5 240040	TRW Ø 54 - Halter
1.6	74	08/99→02/02	➔	☐; → 01/02; +PR 1LW		24.3541-1731.5 240061	TRW Ø 54 - Halter
1.9 SDI	50	08/99→02/02	➔	☐; → 01/02; +PR 1LW		24.3541-1731.5 240061	TRW Ø 54 - Halter
1.9 TDI	66	08/99→02/02	➔	☐; → 01/02; +PR 1LV		24.3541-1731.5 240061	TRW Ø 54 - Halter
1.9 TDI	81	08/99→02/02	➔	☐; → 01/02; +PR 1LV		24.3541-1732.5 240062	TRW Ø 54 - Halter
			➔	☐; → 01/02; +PR 1LV		24.3541-1732.5 240062	TRW Ø 54 - Halter
			➔	☐; → 01/02; +PR 1KE,1KQ		24.3344-1711.7 220539	TRW Ø 34 - Halter
			➔	☐; → 01/02; +PR 1KE,1KQ		24.3344-1712.7 220540	TRW Ø 34 - Halter
			➔	☐; → 01/02; +PR 1KK		24.3384-1723.7 220523	TRW Ø 38 - Halter
			➔	☐; → 01/02; +PR 1KK		24.3384-1724.7 220524	TRW Ø 38 - Halter
1.8 T 20V Cupra	115	07/00→02/02	➔	☐; → 01/02; +PR 1KE,1KQ		24.3344-1711.7 220539	TRW Ø 34 - Halter
			➔	☐; → 01/02; +PR 1KE,1KQ		24.3344-1712.7 220540	TRW Ø 34 - Halter
			➔	☐; → 01/02; +PR 1KK		24.3384-1723.7 220523	TRW Ø 38 - Halter
			➔	☐; → 01/02; +PR 1KK		24.3384-1724.7 220524	TRW Ø 38 - Halter
<b>Führungshülzensatz, Bremssattel</b>							
1.0	37	08/99→02/02	➔	→ 01/02; +PR 1LG		11.0101-4801.2 260006	ATE
1.0 16V	51	10/99→02/02	➔	→ 01/02; +PR 1LG		24.0102-4801.2 260085	ATE
1.4 16V	55	05/00→02/02	➔	→ 01/02; +PR 1ZK		11.0101-5403.2 260010	TRW
1.4 16V	74	08/99→02/02	➔	→ 01/02; +PR 1ZK		11.0101-5403.2 260010	TRW
1.6	55	08/99→02/02	➔	→ 01/02; +PR 1ZK		11.0101-5403.2 260010	TRW
1.6	74	08/99→02/02	➔	→ 01/02; +PR 1ZK		11.0101-5403.2 260010	TRW
1.9 TDI	66	08/99→02/02	➔	→ 01/02; +PR 1LG, 1LM		11.0101-4801.2 260006	ATE
1.9 TDI	81	08/99→02/02	➔	→ 01/02; +PR 1LG, 1LM		24.0102-4801.2 260085	ATE
1.4	44	08/99→02/02	➔	→ 01/02; +PR 1ZK		11.0101-5403.2 260010	TRW
1.9 SDI	50	08/99→02/02	➔	→ 01/02; +PR 1ZK		11.0101-5403.2 260010	TRW
<b>Dichtungssatz, Bremssattel</b>							
1.0	37	08/99→02/02	➔	→ 01/02; +PR 1LG		11.0441-4808.2 250022	ATE
1.0 16V	51	10/99→02/02	➔	→ 01/02; +PR 1LG		11.0441-4808.2 250022	ATE
1.4 16V	55	05/00→02/02	➔	→ 01/02; +PR 1LG		11.0441-4808.2 250022	ATE
1.4 16V	74	08/99→02/02	➔	→ 01/02; +PR 1LG		11.0441-4808.2 250022	ATE
1.6	55	08/99→02/02	➔	→ 01/02; +PR 1LG		11.0441-4808.2 250022	ATE
1.6	74	08/99→02/02	➔	→ 01/02; +PR 1LG		11.0441-4808.2 250022	ATE
1.9 TDI	66	08/99→02/02	➔	→ 01/02; +PR 1LG, 1LM		11.0441-4808.2 250022	ATE
1.9 TDI	81	08/99→02/02	➔	→ 01/02; +PR 1LG, 1LM		11.0441-4808.2 250022	ATE
1.4	44	08/99→02/02	➔	→ 01/02; +PR 1LG, 1LM		11.0441-4808.2 250022	ATE
1.9 SDI	50	08/99→02/02	➔	→ 01/02; +PR 1LG, 1LM		11.0441-4808.2 250022	ATE
 <b>Bremsschlauch</b>							
1.0	37	08/99→02/02	➔	→ 01/02	2	24.5105-0442.3 331432	L= 442
1.0 16V	51	10/99→02/02	➔	→ 01/02	2	24.5105-0442.3 331432	L= 442
1.4	44	08/99→02/02	➔	→ 01/02	2	83.7858-0140.3 330837	L= 140
1.4 16V	55	05/00→02/02	➔	→ 01/02	2	83.7858-0140.3 330837	L= 140
1.4 16V	74	08/99→02/02	➔	→ 01/02	2	83.7858-0140.3 330837	L= 140
1.6	55	08/99→02/02	➔	→ 01/02	2	83.7858-0140.3 330837	L= 140
1.6	74	08/99→02/02	➔	→ 01/02	2	83.7858-0140.3 330837	L= 140
1.9 SDI	50	08/99→02/02	➔	→ 01/02	2	83.7858-0140.3 330837	L= 140
1.9 TDI	66	08/99→02/02	➔	→ 01/02	2	83.7858-0140.3 330837	L= 140
1.9 TDI	81	08/99→02/02	➔	→ 01/02	2	83.7858-0140.3 330837	L= 140
1.8 T 20V Cupra	115	07/00→02/02	➔	→ 01/02	2	83.7858-0140.3 330837	L= 140

	kw			 	! #		
<b>SEAT - IBIZA IV (6L1) 02/02→11/09</b>							
<b>Bremssattel</b>							
1.2 1.8 T FR 2.0	44 110 85	06/07→05/08 12/03→05/08 04/02→11/09	←	☐; +PR 1LQ,1LR,1ZF,1ZG		11.9541-9549.2 220575	ATE Ø 54 - Halter
			←	☐; +PR 1LQ,1LR,1ZF,1ZG		11.9541-9550.2 220576	ATE Ø 54 - Halter
			←	☐; +PR 1LN,1ZH		24.3541-1797.7 220553	TRW Ø 54 - Halter
			←	☐; +PR 1LN,1ZH		24.3541-1798.7 220554	TRW Ø 54 - Halter
			→	☐		24.3344-1709.5 240810	TRW Ø 34 - Halter
			→	☐		24.3384-1729.5 240816	TRW Ø 38 - Halter
			→	☐		24.3344-1710.5 240811	TRW Ø 34 - Halter
			→	☐		24.3384-1730.5 240817	TRW Ø 38 - Halter
1.2 1.2 12V 1.4 16V 1.4 16V 1.4 16V 1.4 TDI 1.4 TDI 1.4 TDI 1.6 1.6 16V 1.9 SDI 1.9 TDI 1.9 TDI	47 51 55 63 74 51 55 59 74 77 47 74 96	02/02→06/06 05/06→11/09 02/02→12/07 05/06→11/09 02/02→11/09 05/05→11/09 05/02→12/05 06/05→11/09 02/03→11/09 11/06→11/09 02/02→12/05 02/02→11/09 02/02→11/09	←	☐; +PR 1LQ,1LR,1ZF,1ZG		11.9541-9549.2 220575	ATE Ø 54 - Halter
			←	☐; +PR 1LQ,1LR,1ZF,1ZG		11.9541-9550.2 220576	ATE Ø 54 - Halter
			←	☐; +PR 1LN;1ZH		24.3541-1797.7 220553	TRW Ø 54 - Halter
			←	☐; +PR 1LN;1ZH		24.3541-1798.7 220554	TRW Ø 54 - Halter
			→	☐		24.3344-1709.5 240810	TRW Ø 34 - Halter
			→	☐		24.3384-1729.5 240816	TRW Ø 38 - Halter
			→	☐		24.3344-1710.5 240811	TRW Ø 34 - Halter
			→	☐		24.3384-1730.5 240817	TRW Ø 38 - Halter
1.8 T Cupra R	132	01/04→02/08	←	☐		11.9541-9595.2 220501	ATE Ø 54 - Halter
			←	☐		11.9541-9596.2 220502	ATE Ø 54 - Halter
			→	☐		24.3344-1709.5 240810	TRW Ø 34 - Halter
			→	☐		24.3384-1729.5 240816	TRW Ø 38 - Halter
			→	☐		24.3344-1710.5 240811	TRW Ø 34 - Halter
			→	☐		24.3384-1730.5 240817	TRW Ø 38 - Halter
1.9 TDI Cupra R	118	03/04→02/08	←	☐; +PR 1LQ,1LR,1ZF,1ZG		11.9541-9549.2 220575	ATE Ø 54 - Halter
			←	☐; +PR 1LQ,1LR,1ZF,1ZG		11.9541-9550.2 220576	ATE Ø 54 - Halter
			←	☐; +PR 1LT		11.9541-9595.2 220501	ATE Ø 54 - Halter
			←	☐; +PR 1LT		11.9541-9596.2 220502	ATE Ø 54 - Halter
			←	☐; +PR 1LN,1ZH		24.3541-1797.7 220553	TRW Ø 54 - Halter
			←	☐; +PR 1LN,1ZH		24.3541-1798.7 220554	TRW Ø 54 - Halter
			→	☐		24.3344-1709.5 240810	TRW Ø 34 - Halter
			→	☐		24.3384-1729.5 240816	TRW Ø 38 - Halter
			→	☐		24.3344-1710.5 240811	TRW Ø 34 - Halter
			→	☐		24.3384-1730.5 240817	TRW Ø 38 - Halter
<b>Halter, Bremssattel</b>							
1.8 T Cupra R	132	01/04→02/08	←		2	11.0230-0451.1 260130	ATE
1.9 TDI Cupra R	118	03/04→02/08	←	+PR 1LT	2	11.0230-0451.1 260130	ATE
<b>Feder, Bremssattel</b>							
1.8 T Cupra R	132	01/04→02/08			2	11.8116-0143.1 390513	ATE
1.9 TDI Cupra R	118	03/04→02/08		+PR 1LT	2	11.8116-0143.1 390513	ATE
<b>Führungshülzensatz, Bremssattel</b>							
1.2 1.2 1.2 12V 1.4 16V 1.4 16V 1.4 16V 1.4 TDI 1.4 TDI 1.4 TDI 1.6 1.6 16V 1.8 T FR 1.9 SDI 1.9 TDI 1.9 TDI 2.0	44 47 51 55 63 74 51 55 59 74 77 110 47 74 96 85	06/07→05/08 02/02→06/06 05/06→11/09 02/02→12/07 05/06→11/09 02/02→11/09 05/05→11/09 05/02→12/05 06/05→11/09 02/03→11/09 11/06→11/09 12/03→05/08 02/02→12/05 02/02→11/09 02/02→11/09 04/02→11/09	←	+PR 1LQ,1LR,1ZF,1ZG		11.0101-5409.2 260035	ATE
1.8 T Cupra R	132	01/04→02/08	←			11.0101-5409.2 260035	ATE
1.9 TDI Cupra R	118	03/04→02/08	←	+PR 1LQ,1LR,1ZF,1ZG		11.0101-5409.2 260035	ATE
			←	+PR 1LT		11.0101-5409.2 260035	ATE
↓							



### SEAT - IBIZA IV (6L1) 02/02→11/09

#### Führungsbolzen, Bremsattel

1.2	44	06/07→05/08		+PR 1LQ,1LR,1ZF,1ZG	11.8171-0069.1	250152	ATE
1.2	47	02/02→06/06					
1.2 12V	51	05/06→11/09					
1.4 16V	55	02/02→12/07					
1.4 16V	63	05/06→11/09					
1.4 16V	74	02/02→11/09					
1.4 TDI	51	05/05→11/09					
1.4 TDI	55	05/02→12/05					
1.4 TDI	59	06/05→11/09					
1.6	74	02/03→11/09					
1.6 16V	77	11/06→11/09					
1.8 T FR	110	12/03→05/08					
1.9 SDI	47	02/02→12/05					
1.9 TDI	74	02/02→11/09					
1.9 TDI	96	02/02→11/09					
2.0	85	04/02→11/09					
1.8 T Cupra R	132	01/04→02/08			11.8171-0008.1	990049	ATE
1.9 TDI Cupra R	118	03/04→02/08		+PR 1LT	11.8171-0008.1	990049	ATE
				+PR 1LQ,1LR,1ZF,1ZG	11.8171-0069.1	250152	ATE

#### Dichtungssatz, Bremsattel

1.8 T Cupra R	132	01/04→02/08			11.0441-5409.2	250031	ATE
1.9 TDI Cupra R	118	03/04→02/08		+PR 1LT	11.0441-5409.2	250031	ATE








#### Bremsschlauch








1.2	44	06/07→05/08	←		2	83.6247-0522.3	330595	L= 522
			→	☐ / am Bremsattel; +PR 1KD,1KK,1KS,1KT		24.1253-0050.3	331148	L= 192 mit Rohrleitung
			→	☐ / am Bremsattel; +PR 1KD,1KK,1KS,1KT		24.1253-0060.3	331149	L= 192 mit Rohrleitung
			→	+PR 1KD,1KK,1KS,1KT	2	83.7858-0140.3	330837	L= 140
1.2	47	02/02→06/06	←		2	83.6247-0522.3	330595	L= 522
1.2 12V	51	05/06→11/09	→	☐ / am Bremsattel; +PR 1KD,1KK,1KS,1KT / 1KP		24.1253-0050.3	331148	L= 192 mit Rohrleitung
1.4 16V	55	02/02→12/07	→	☐ / am Bremsattel; +PR 1KD,1KK,1KS,1KT / 1KP		24.1253-0060.3	331149	L= 192 mit Rohrleitung
1.4 16V	63	05/06→11/09	→	☐ / am Bremsattel; +PR 1KD,1KK,1KS,1KT / 1KP		24.1253-0060.3	331149	L= 192 mit Rohrleitung
1.4 16V	74	02/02→11/09	→	☐ / am Bremsattel; +PR 1KD,1KK,1KS,1KT / 1KP		24.1253-0060.3	331149	L= 192 mit Rohrleitung
1.4 TDI	51	05/05→11/09	→	+PR 1KD,1KK,1KS,1KT / 1KP	2	83.7858-0140.3	330837	L= 140
1.4 TDI	55	05/02→12/05	→					
1.4 TDI	59	06/05→11/09	→					
1.6	74	02/03→11/09	→					
1.6 16V	77	11/06→11/09	→					
1.8 T FR	110	12/03→05/08	→					
1.9 SDI	47	02/02→12/05	→					
1.9 TDI	74	02/02→11/09	→					
1.9 TDI	96	02/02→11/09	→					
2.0	85	04/02→11/09	→					
1.8 T Cupra R	132	01/04→02/08	→	☐ / am Bremsattel; +PR 1KD,1KK,1KS,1KT / 1KP		24.1253-0050.3	331148	L= 192 mit Rohrleitung
1.9 TDI Cupra R	118	03/04→02/08	→	☐ / am Bremsattel; +PR 1KD,1KK,1KS,1KT / 1KP		24.1253-0060.3	331149	L= 192 mit Rohrleitung
			→	+PR 1KD,1KK,1KS,1KT / 1KP	2	83.7858-0140.3	330837	L= 140








### SEAT - IBIZA V (6J5, 6P1) 03/08→









#### Bremsattel








1.0	55	05/15→	←	☐; +PR 1LQ,1LR,1ZG		11.9541-9549.2	220575	ATE Ø 54 - Halter
1.0 TSI	70	05/15→	←	☐; +PR 1LQ,1LR,1ZG		11.9541-9550.2	220576	ATE Ø 54 - Halter
1.0 TSI	81	05/15→	←	☐; +PR 1LQ,1LR,1ZG		11.9541-9550.2	220576	ATE Ø 54 - Halter
1.2 TSI	66	05/15→	←	☐; +PR 1ZR,1ZS,1ZC		11.9541-9553.2	220563	ATE Ø 54 - Halter
1.2 TSI	81	09/15→	←	☐; +PR 1ZR,1ZS,1ZC		11.9541-9553.2	220563	ATE Ø 54 - Halter
1.4 TDI	55	05/15→	←	☐; +PR 1ZR,1ZS,1ZC		11.9541-9554.2	220564	ATE Ø 54 - Halter
1.4 TDI	66	05/15→	→	☐; +PR 1KT		24.3387-1735.5	240657	TRW Ø 38 - Halter
1.4 TDI	77	05/15→	→	☐; +PR 1KV		24.3387-1735.5	240657	TRW Ø 38 - Halter
			→	☐; +PR 1KV		24.3387-1736.5	240658	TRW Ø 38 - Halter
			→	☐; +PR 1KT		24.3387-1736.5	240658	TRW Ø 38 - Halter
1.2	44	07/09→	←	☐; +PR 1LQ,1LR,1ZG		11.9541-9549.2	220575	ATE Ø 54 - Halter
1.2 TDI	55	05/10→	←	☐; +PR 1LQ,1LR,1ZG		11.9541-9550.2	220576	ATE Ø 54 - Halter
1.2 TSI	63	08/12→	←	☐; +PR 1LQ,1LR,1ZG		11.9541-9550.2	220576	ATE Ø 54 - Halter
1.2 TSI	77	09/10→	←	☐; +PR 1ZR,1ZS		11.9541-9553.2	220563	ATE Ø 54 - Halter
1.4 TDI	59	07/08→06/10	←	☐; +PR 1ZR,1ZS		11.9541-9553.2	220563	ATE Ø 54 - Halter
1.6 LPG	60	05/11→	←	☐; +PR 1ZR,1ZS		11.9541-9554.2	220564	ATE Ø 54 - Halter
1.9 TDI	66	07/08→06/10	←	☐; 15"		24.3541-1797.7	220553	TRW Ø 54 - Halter
2.0	85	10/08→	←	☐; 15"		24.3541-1797.7	220553	TRW Ø 54 - Halter
2.0 TDI	105	01/10→	←	☐; 15"		24.3541-1798.7	220554	TRW Ø 54 - Halter
↓								








	kw			 	! #		
<b>SEAT - IBIZA V (6J5, 6P1) 03/08→</b>							
<b>Bremssattel</b>							
1.2	44	07/09→	➡	☐; +PR 1KK,1KT		24.3387-1735.5 240657	TRW Ø 38 - Halter
1.2 TDI	55	05/10→	➡	☐; +PR 1KV		24.3387-1735.5 240657	TRW Ø 38 - Halter
1.2 TSI	63	08/12→	➡	☐; +PR 1KV		24.3387-1736.5 240658	TRW Ø 38 - Halter
1.2 TSI	77	09/10→	➡	☐; +PR 1KV		24.3387-1736.5 240658	TRW Ø 38 - Halter
1.4 TDI	59	07/08→06/10	➡	☐; +PR 1KK,1KT		24.3387-1736.5 240658	TRW Ø 38 - Halter
1.6 LPG	60	05/11→	➡	☐; +PR 1KK,1KT		24.3387-1736.5 240658	TRW Ø 38 - Halter
1.9 TDI	66	07/08→06/10	➡	☐; +PR 1KK,1KT		24.3387-1736.5 240658	TRW Ø 38 - Halter
2.0	85	10/08→	➡	☐; +PR 1KK,1KT		24.3387-1736.5 240658	TRW Ø 38 - Halter
2.0 TDI	105	01/10→	➡	☐; +PR 1KK,1KT		24.3387-1736.5 240658	TRW Ø 38 - Halter
1.2	51	03/08→	⬅	☐; 07/08→; +PR 1LQ,1LR,1ZG		11.9541-9549.2 220575	ATE Ø 54 - Halter
1.4	63	03/08→	⬅	☐; 07/08→; +PR 1LQ,1LR,1ZG		11.9541-9550.2 220576	ATE Ø 54 - Halter
1.6	77	05/08→	⬅	☐; 07/08→; +PR 1ZR,1ZS		11.9541-9553.2 220563	ATE Ø 54 - Halter
1.9 TDI	77	03/08→06/10	⬅	☐; 07/08→; +PR 1ZR,1ZS		11.9541-9554.2 220564	ATE Ø 54 - Halter
			⬅	☐; 07/08→; 15"		24.3541-1797.7 220553	TRW Ø 54 - Halter
			⬅	☐; 07/08→; 15"		24.3541-1798.7 220554	TRW Ø 54 - Halter
			➡	☐; 07/08→; +PR 1KK,1KT		24.3387-1735.5 240657	TRW Ø 38 - Halter
			➡	☐; 07/08→; +PR 1KV		24.3387-1735.5 240657	TRW Ø 38 - Halter
			➡	☐; 07/08→; +PR 1KV		24.3387-1736.5 240658	TRW Ø 38 - Halter
			➡	☐; 07/08→; +PR 1KK,1KT		24.3387-1736.5 240658	TRW Ø 38 - Halter
1.4 TSI	103	10/13→	⬅	☐; 12/13→; +PR 1LQ,1LR,1ZG		11.9541-9549.2 220575	ATE Ø 54 - Halter
			⬅	☐; 12/13→; +PR 1LQ,1LR,1ZG		11.9541-9550.2 220576	ATE Ø 54 - Halter
			⬅	☐; 12/13→; +PR 1ZR,1ZS		11.9541-9553.2 220563	ATE Ø 54 - Halter
			⬅	☐; 12/13→; +PR 1ZR,1ZS		11.9541-9554.2 220564	ATE Ø 54 - Halter
			⬅	☐; 12/13→; 15"		24.3541-1797.7 220553	TRW Ø 54 - Halter
			⬅	☐; 12/13→; 15"		24.3541-1798.7 220554	TRW Ø 54 - Halter
			➡	☐; 12/13→; +PR 1KD,1KS		24.3344-1709.5 240810	TRW Ø 34 - Halter
			➡	☐; 12/13→; +PR 1KD,1KS		24.3344-1710.5 240811	TRW Ø 34 - Halter
1.4 TSI	110	06/09→	⬅	☐; +PR 1LQ,1LR,1ZG		11.9541-9549.2 220575	ATE Ø 54 - Halter
1.4 TSI	110	11/15→	⬅	☐; +PR 1LQ,1LR,1ZG		11.9541-9550.2 220576	ATE Ø 54 - Halter
			⬅	☐; +PR 1ZR,1ZS		11.9541-9553.2 220563	ATE Ø 54 - Halter
			⬅	☐; +PR 1ZR,1ZS		11.9541-9554.2 220564	ATE Ø 54 - Halter
			⬅	☐; 15"		24.3541-1797.7 220553	TRW Ø 54 - Halter
			⬅	☐; 15"		24.3541-1798.7 220554	TRW Ø 54 - Halter
			➡	☐; +PR 1KD,1KS		24.3344-1709.5 240810	TRW Ø 34 - Halter
			➡	☐; +PR 1KD,1KS		24.3344-1710.5 240811	TRW Ø 34 - Halter
1.6 TDI	66	05/09→	⬅	☐; 06/09→; +PR 1LQ,1LR,1ZG		11.9541-9549.2 220575	ATE Ø 54 - Halter
1.6 TDI	77	05/09→	⬅	☐; 06/09→; +PR 1LQ,1LR,1ZG		11.9541-9550.2 220576	ATE Ø 54 - Halter
			⬅	☐; 06/09→; +PR 1ZR,1ZS		11.9541-9553.2 220563	ATE Ø 54 - Halter
			⬅	☐; 06/09→; +PR 1ZR,1ZS		11.9541-9554.2 220564	ATE Ø 54 - Halter
			⬅	☐; 06/09→; 15"		24.3541-1797.7 220553	TRW Ø 54 - Halter
			⬅	☐; 06/09→; 15"		24.3541-1798.7 220554	TRW Ø 54 - Halter
			➡	☐; 06/09→; +PR 1KV		24.3387-1735.5 240657	TRW Ø 38 - Halter
			➡	☐; 06/09→; +PR 1KK,1KT		24.3387-1735.5 240657	TRW Ø 38 - Halter
			➡	☐; 06/09→; +PR 1KK,1KT		24.3387-1736.5 240658	TRW Ø 38 - Halter
			➡	☐; 06/09→; +PR 1KV		24.3387-1736.5 240658	TRW Ø 38 - Halter
<b>Halter, Bremssattel</b>							
1.0	55	05/15→	⬅	+PR 1LQ,1LR,1ZG	2	11.0230-0451.1 260130	ATE
1.0 TSI	70	05/15→					
1.0 TSI	81	05/15→					
1.2	44	07/09→					
1.2 TDI	55	05/10→					
1.2 TSI	63	08/12→					
1.2 TSI	66	05/15→					
1.2 TSI	77	09/10→					
1.2 TSI	81	09/15→					
1.4 TDI	55	05/15→					
1.4 TDI	59	07/08→06/10					
1.4 TDI	66	05/15→					
1.4 TDI	77	05/15→					
1.4 TSI	110	06/09→					
1.4 TSI	110	11/15→					
↓							








	kw			 	! #		
<b>SEAT - IBIZA V (6J5, 6P1) 03/08→</b>							
<b>Halter, Bremssattel</b>							
1.6 LPG	60	05/11→	←	+PR 1LQ,1LR,1ZG	2	11.0230-0451.1	260130 ATE
1.9 TDI	66	07/08→06/10					
2.0	85	10/08→					
2.0 TDI	105	01/10→					
1.2	51	03/08→	←	07/08→; +PR 1LQ,1LR,1ZG	2	11.0230-0451.1	260130 ATE
1.4	63	03/08→					
1.6	77	05/08→					
1.9 TDI	77	03/08→06/10					
1.4 TSI	103	10/13→	←	12/13→; +PR 1LQ,1LR,1ZG	2	11.0230-0451.1	260130 ATE
1.6 TDI	66	05/09→	←	06/09→; +PR 1LQ,1LR,1ZG	2	11.0230-0451.1	260130 ATE
1.6 TDI	77	05/09→					
<b>Feder, Bremssattel</b>							
1.0	55	05/15→		+PR 1ZR,1ZS,1ZC	2	11.8116-0351.1	390538 ATE
1.0 TSI	70	05/15→					
1.0 TSI	81	05/15→					
1.2 TSI	66	05/15→					
1.2 TSI	81	09/15→					
1.4 TDI	55	05/15→					
1.4 TDI	66	05/15→					
1.4 TDI	77	05/15→					
1.2	44	07/09→		+PR 1ZR,1ZS	2	11.8116-0351.1	390538 ATE
1.2 TDI	55	05/10→					
1.2 TSI	63	08/12→					
1.2 TSI	77	09/10→					
1.4 TDI	59	07/08→06/10					
1.4 TSI	110	06/09→					
1.4 TSI	110	11/15→					
1.6 LPG	60	05/11→					
1.9 TDI	66	07/08→06/10					
2.0	85	10/08→					
2.0 TDI	105	01/10→					
1.2	51	03/08→		07/08→; +PR 1ZR,1ZS	2	11.8116-0351.1	390538 ATE
1.4	63	03/08→					
1.6	77	05/08→					
1.9 TDI	77	03/08→06/10					
1.4 TSI	103	10/13→		12/13→; +PR 1ZR,1ZS	2	11.8116-0351.1	390538 ATE
1.6 TDI	66	05/09→		06/09→; +PR 1ZR,1ZS	2	11.8116-0351.1	390538 ATE
1.6 TDI	77	05/09→					
<b>Führungshülzensatz, Bremssattel</b>							
1.0	55	05/15→	←	+PR 1ZR,1ZS,1ZC		11.0101-5407.2	260011 ATE
1.0 TSI	70	05/15→					
1.0 TSI	81	05/15→	←	+PR 1LQ,1LR,1ZG		11.0101-5409.2	260035 ATE
1.2 TSI	66	05/15→					
1.2 TSI	81	09/15→					
1.4 TDI	55	05/15→					
1.4 TDI	66	05/15→					
1.4 TDI	77	05/15→					
1.2	44	07/09→	←	+PR 1ZR,1ZS		11.0101-5407.2	260011 ATE
1.2 TDI	55	05/10→					
1.2 TSI	63	08/12→	←	+PR 1LQ,1LR,1ZG		11.0101-5409.2	260035 ATE
1.2 TSI	77	09/10→					
1.4 TDI	59	07/08→06/10					
1.4 TSI	110	06/09→					
1.4 TSI	110	11/15→					
1.6 LPG	60	05/11→					
1.9 TDI	66	07/08→06/10					
2.0	85	10/08→					
2.0 TDI	105	01/10→					
1.2	51	03/08→	←	07/08→; +PR 1ZR,1ZS		11.0101-5407.2	260011 ATE
1.4	63	03/08→					
1.6	77	05/08→	←	07/08→; +PR 1LQ,1LR,1ZG		11.0101-5409.2	260035 ATE
1.9 TDI	77	03/08→06/10					
1.4 TSI	103	10/13→	←	12/13→; +PR 1ZR,1ZS		11.0101-5407.2	260011 ATE
			←	12/13→; +PR 1LQ,1LR,1ZG		11.0101-5409.2	260035 ATE
1.6 TDI	66	05/09→	←	06/09→; +PR 1ZR,1ZS		11.0101-5407.2	260011 ATE
1.6 TDI	77	05/09→	←	06/09→; +PR 1LQ,1LR,1ZG		11.0101-5409.2	260035 ATE
			←				
<b>Führungsbolzen, Bremssattel</b>							
1.0	55	05/15→	←	+PR 1ZR,1ZS,1ZC		11.8171-0008.1	990049 ATE
1.0 TSI	70	05/15→					
1.0 TSI	81	05/15→	←	+PR 1LQ,1LR,1ZG		11.8171-0069.1	250152 ATE
1.2 TSI	66	05/15→					
1.2 TSI	81	09/15→					
1.4 TDI	55	05/15→					
1.4 TDI	66	05/15→					
1.4 TDI	77	05/15→					
↓							

	kw			 	! #		
<b>SEAT - IBIZA V (6J5, 6P1) 03/08→</b>							
<b>Führungsbolzen, Bremsattel</b>							
1.2	44	07/09→	←	+PR 1ZR,1ZS		11.8171-0008.1	990049 ATE
1.2 TDI	55	05/10→					
1.2 TSI	63	08/12→	←	+PR 1LQ,1LR,1ZG		11.8171-0069.1	250152 ATE
1.2 TSI	77	09/10→					
1.4 TDI	59	07/08→06/10					
1.4 TSI	110	06/09→					
1.4 TSI	110	11/15→					
1.6 LPG	60	05/11→					
1.9 TDI	66	07/08→06/10					
2.0	85	10/08→					
2.0 TDI	105	01/10→					
1.2	51	03/08→	←	07/08→; +PR 1ZR,1ZS		11.8171-0008.1	990049 ATE
1.4	63	03/08→					
1.6	77	05/08→	←	07/08→; +PR 1LQ,1LR,1ZG		11.8171-0069.1	250152 ATE
1.9 TDI	77	03/08→06/10					
1.4 TSI	103	10/13→	←	12/13→; +PR 1ZR,1ZS		11.8171-0008.1	990049 ATE
			←	12/13→; +PR 1LQ,1LR,1ZG		11.8171-0069.1	250152 ATE
1.6 TDI	66	05/09→	←	06/09→; +PR 1ZR,1ZS		11.8171-0008.1	990049 ATE
1.6 TDI	77	05/09→	←	06/09→; +PR 1LQ,1LR,1ZG		11.8171-0069.1	250152 ATE
<b>Bremsschlauch</b>							
1.0	55	05/15→	←	+PR 1ZC,1ZD,1ZG	2	24.5143-0544.3	331420 L= 544
1.0 TSI	70	05/15→					
1.0 TSI	81	05/15→	→	□ / am Bremsattel		24.1294-0014.3	331448 L= 205 mit Rohrleitung
1.2 TSI	63	08/12→	→	□ / am Bremsattel		24.1294-0015.3	331449 L= 207 mit Rohrleitung
1.2 TSI	66	05/15→					
1.2 TSI	77	09/10→	→		2	83.7858-0140.3	330837 L= 140
1.2 TSI	81	09/15→					
1.4 TDI	55	05/15→					
1.4 TDI	66	05/15→					
1.4 TDI	77	05/15→					
1.4 TSI	110	11/15→					
1.6 LPG	60	05/11→					
1.2	44	07/09→	←	07/10→; +PR 1ZC,1ZD,1ZG	2	24.5143-0544.3	331420 L= 544
1.2 TDI	55	05/10→					
1.4 TSI	110	06/09→	←	→ 06/10	2	83.6247-0522.3	330595 L= 522
2.0	85	10/08→	→	□ / am Bremsattel		24.1294-0014.3	331448 L= 205 mit Rohrleitung
2.0 TDI	105	01/10→	→	□ / am Bremsattel		24.1294-0015.3	331449 L= 207 mit Rohrleitung
			→		2	83.7858-0140.3	330837 L= 140
1.2	51	03/08→	←	07/10→; +PR 1ZC,1ZD,1ZG	2	24.5143-0544.3	331420 L= 544
1.4	63	03/08→					
1.6	77	05/08→	←	07/08→ 06/10	2	83.6247-0522.3	330595 L= 522
			→	□ / am Bremsattel; 07/08→		24.1294-0014.3	331448 L= 205 mit Rohrleitung
			→	□ / am Bremsattel; 07/08→		24.1294-0015.3	331449 L= 207 mit Rohrleitung
			→	07/08→	2	83.7858-0140.3	330837 L= 140
1.4 TDI	59	07/08→06/10	←		2	83.6247-0522.3	330595 L= 522
1.9 TDI	66	07/08→06/10	→	□ / am Bremsattel		24.1294-0014.3	331448 L= 205 mit Rohrleitung
			→	□ / am Bremsattel		24.1294-0015.3	331449 L= 207 mit Rohrleitung
			→		2	83.7858-0140.3	330837 L= 140
1.4 TSI	103	10/13→	←	12/13→; +PR 1ZC,1ZD,1ZG	2	24.5143-0544.3	331420 L= 544
			→	□ / am Bremsattel; 12/13→		24.1294-0014.3	331448 L= 205 mit Rohrleitung
			→	□ / am Bremsattel; 12/13→		24.1294-0015.3	331449 L= 207 mit Rohrleitung
			→	12/13→	2	83.7858-0140.3	330837 L= 140
1.6 TDI	66	05/09→	←	07/10→; +PR 1ZC,1ZD,1ZG	2	24.5143-0544.3	331420 L= 544
1.6 TDI	77	05/09→	←	06/09→ 06/10	2	83.6247-0522.3	330595 L= 522
			→	□ / am Bremsattel; 06/09→		24.1294-0014.3	331448 L= 205 mit Rohrleitung
			→	□ / am Bremsattel; 06/09→		24.1294-0015.3	331449 L= 207 mit Rohrleitung
			→	06/09→	2	83.7858-0140.3	330837 L= 140
1.9 TDI	77	03/08→06/10	←	07/08→	2	83.6247-0522.3	330595 L= 522
			→	□ / am Bremsattel; 07/08→		24.1294-0014.3	331448 L= 205 mit Rohrleitung
			→	□ / am Bremsattel; 07/08→		24.1294-0015.3	331449 L= 207 mit Rohrleitung
			→	07/08→	2	83.7858-0140.3	330837 L= 140

	kw			 	! #		
<b>SEAT - IBIZA V SPORTCOUPE (6J1, 6P5) 07/08→</b>							
 <b>Bremssattel</b>							
1.0	55	05/15→	←	☐; +PR 1LQ,1LR,1ZG	11.9541-9549.2	220575	ATE Ø 54 - Halter
1.0 TSI	70	05/15→	←	☐; +PR 1LQ,1LR,1ZG	11.9541-9550.2	220576	ATE Ø 54 - Halter
1.0 TSI	81	05/15→	←	☐; +PR 1LQ,1LR,1ZG	11.9541-9550.2	220576	ATE Ø 54 - Halter
1.2 TSI	66	05/15→	←	☐; +PR 1ZR,1ZS,1ZC	11.9541-9553.2	220563	ATE Ø 54 - Halter
1.2 TSI	81	09/15→	←	☐; +PR 1ZR,1ZS,1ZC	11.9541-9553.2	220563	ATE Ø 54 - Halter
1.4 TDI	55	05/15→	←	☐; +PR 1ZR,1ZS,1ZC	11.9541-9554.2	220564	ATE Ø 54 - Halter
1.4 TDI	66	05/15→	→	☐; +PR 1KT	24.3387-1735.5	240657	TRW Ø 38 - Halter
1.4 TDI	77	05/15→	→	☐; +PR 1KV	24.3387-1735.5	240657	TRW Ø 38 - Halter
			→	☐; +PR 1KV	24.3387-1736.5	240658	TRW Ø 38 - Halter
			→	☐; +PR 1KT	24.3387-1736.5	240658	TRW Ø 38 - Halter
1.2	44	07/09→	←	☐; +PR 1LQ,1LR,1ZG	11.9541-9549.2	220575	ATE Ø 54 - Halter
1.2	51	07/08→	←	☐; +PR 1LQ,1LR,1ZG	11.9541-9550.2	220576	ATE Ø 54 - Halter
1.2 TDI	55	05/10→	←	☐; +PR 1LQ,1LR,1ZG	11.9541-9550.2	220576	ATE Ø 54 - Halter
1.2 TSI	63	08/12→	←	☐; +PR 1ZR,1ZS	11.9541-9553.2	220563	ATE Ø 54 - Halter
1.2 TSI	77	09/10→	←	☐; +PR 1ZR,1ZS	11.9541-9553.2	220563	ATE Ø 54 - Halter
1.4	63	07/08→	←	☐; +PR 1ZR,1ZS	11.9541-9554.2	220564	ATE Ø 54 - Halter
1.4 TDI	59	07/08→06/10	←	☐; 15"	24.3541-1797.7	220553	TRW Ø 54 - Halter
1.6	77	07/08→	←	☐; 15"	24.3541-1797.7	220553	TRW Ø 54 - Halter
1.6 LPG	60	05/11→	←	☐; 15"	24.3541-1798.7	220554	TRW Ø 54 - Halter
1.9 TDI	66	07/08→06/10	→	☐; +PR 1KK,1KT	24.3387-1735.5	240657	TRW Ø 38 - Halter
1.9 TDI	77	07/08→06/10	→	☐; +PR 1KV	24.3387-1735.5	240657	TRW Ø 38 - Halter
2.0	85	10/08→	→	☐; +PR 1KV	24.3387-1735.5	240657	TRW Ø 38 - Halter
2.0 TDI	105	01/10→	→	☐; +PR 1KV	24.3387-1736.5	240658	TRW Ø 38 - Halter
			→	☐; +PR 1KK,1KT	24.3387-1736.5	240658	TRW Ø 38 - Halter
1.4 TSI	103	10/13→	←	☐; 12/13→; +PR 1LQ,1LR,1ZG	11.9541-9549.2	220575	ATE Ø 54 - Halter
			←	☐; 12/13→; +PR 1LQ,1LR,1ZG	11.9541-9550.2	220576	ATE Ø 54 - Halter
			←	☐; 12/13→; +PR 1ZR,1ZS	11.9541-9553.2	220563	ATE Ø 54 - Halter
			←	☐; 12/13→; +PR 1ZR,1ZS	11.9541-9554.2	220564	ATE Ø 54 - Halter
			←	☐; 12/13→; 15"	24.3541-1797.7	220553	TRW Ø 54 - Halter
			←	☐; 12/13→; 15"	24.3541-1798.7	220554	TRW Ø 54 - Halter
			→	☐; 12/13→; +PR 1KD,1KS	24.3344-1709.5	240810	TRW Ø 34 - Halter
			→	☐; 12/13→; +PR 1KD,1KS	24.3344-1710.5	240811	TRW Ø 34 - Halter
1.4 TSI	110	06/09→	←	☐; +PR 1LQ,1LR,1ZG	11.9541-9549.2	220575	ATE Ø 54 - Halter
1.4 TSI	110	11/15→	←	☐; +PR 1LQ,1LR,1ZG	11.9541-9550.2	220576	ATE Ø 54 - Halter
			←	☐; +PR 1ZR,1ZS	11.9541-9553.2	220563	ATE Ø 54 - Halter
			←	☐; +PR 1ZR,1ZS	11.9541-9554.2	220564	ATE Ø 54 - Halter
			←	☐; 15"	24.3541-1797.7	220553	TRW Ø 54 - Halter
			←	☐; 15"	24.3541-1798.7	220554	TRW Ø 54 - Halter
			→	☐; +PR 1KD,1KS	24.3344-1709.5	240810	TRW Ø 34 - Halter
			→	☐; +PR 1KD,1KS	24.3344-1710.5	240811	TRW Ø 34 - Halter
1.4 TSI Cupra	132	06/09→	←	☐; 15"	24.3541-1797.7	220553	TRW Ø 54 - Halter
			←	☐; 15"	24.3541-1798.7	220554	TRW Ø 54 - Halter
			→	☐; +PR 1KV	24.3387-1735.5	240657	TRW Ø 38 - Halter
			→	☐; +PR 1KK,1KT	24.3387-1735.5	240657	TRW Ø 38 - Halter
			→	☐; +PR 1KK,1KT	24.3387-1736.5	240658	TRW Ø 38 - Halter
			→	☐; +PR 1KV	24.3387-1736.5	240658	TRW Ø 38 - Halter
1.6 TDI	66	05/09→	←	☐; 06/09→; +PR 1LQ,1LR,1ZG	11.9541-9549.2	220575	ATE Ø 54 - Halter
1.6 TDI	77	05/09→	←	☐; 06/09→; +PR 1LQ,1LR,1ZG	11.9541-9550.2	220576	ATE Ø 54 - Halter
			←	☐; 06/09→; +PR 1ZR,1ZS	11.9541-9553.2	220563	ATE Ø 54 - Halter
			←	☐; 06/09→; +PR 1ZR,1ZS	11.9541-9554.2	220564	ATE Ø 54 - Halter
			←	☐; 06/09→; 15"	24.3541-1797.7	220553	TRW Ø 54 - Halter
			←	☐; 06/09→; 15"	24.3541-1798.7	220554	TRW Ø 54 - Halter
			→	☐; 06/09→; +PR 1KV	24.3387-1735.5	240657	TRW Ø 38 - Halter
			→	☐; 06/09→; +PR 1KK,1KT	24.3387-1735.5	240657	TRW Ø 38 - Halter
			→	☐; 06/09→; +PR 1KK,1KT	24.3387-1736.5	240658	TRW Ø 38 - Halter
			→	☐; 06/09→; +PR 1KV	24.3387-1736.5	240658	TRW Ø 38 - Halter
1.8 TSI Cupra	141	11/15→	←	☐; +PR 1ZR,1ZS,1ZC	11.9541-9553.2	220563	ATE Ø 54 - Halter
			←	☐; +PR 1ZR,1ZS,1ZC	11.9541-9554.2	220564	ATE Ø 54 - Halter
↓							








	kw			 	! #				
<b>SEAT - IBIZA V SPORTCOUPE (6J1, 6P5) 07/08→</b>									
<b>Bremssattel</b>									
1.8 TSI Cupra	141	11/15→	➔	☐; +PR 1KV	24.3387-1735.5	240657	TRW Ø 38 - Halter		
			➔	☐; +PR 1KT			24.3387-1735.5	240657	TRW Ø 38 - Halter
			➔	☐; +PR 1KV			24.3387-1736.5	240658	TRW Ø 38 - Halter
			➔	☐; +PR 1KT			24.3387-1736.5	240658	TRW Ø 38 - Halter
<b>Halter, Bremssattel</b>									
1.0	55	05/15→	←	+PR 1LQ,1LR,1ZG	2	11.0230-0451.1	260130	ATE	
1.0 TSI	70	05/15→							
1.0 TSI	81	05/15→							
1.2	44	07/09→							
1.2	51	07/08→							
1.2 TDI	55	05/10→							
1.2 TSI	63	08/12→							
1.2 TSI	66	05/15→							
1.2 TSI	77	09/10→							
1.2 TSI	81	09/15→							
1.4	63	07/08→							
1.4 TDI	55	05/15→							
1.4 TDI	59	07/08→06/10							
1.4 TDI	66	05/15→							
1.4 TDI	77	05/15→							
1.4 TSI	110	06/09→							
1.4 TSI	110	11/15→							
1.6	77	07/08→							
1.6 LPG	60	05/11→							
1.9 TDI	66	07/08→06/10							
1.9 TDI	77	07/08→06/10							
2.0	85	10/08→							
2.0 TDI	105	01/10→							
1.4 TSI	103	10/13→	←	12/13→; +PR 1LQ,1LR,1ZG	2	11.0230-0451.1	260130	ATE	
1.6 TDI	66	05/09→	←	06/09→; +PR 1LQ,1LR,1ZG	2	11.0230-0451.1	260130	ATE	
1.6 TDI	77	05/09→							
<b>Feder, Bremssattel</b>									
1.0	55	05/15→		+PR 1ZR,1ZS,1ZC	2	11.8116-0351.1	390538	ATE	
1.0 TSI	70	05/15→							
1.0 TSI	81	05/15→							
1.2 TSI	66	05/15→							
1.2 TSI	81	09/15→							
1.4 TDI	55	05/15→							
1.4 TDI	66	05/15→							
1.4 TDI	77	05/15→							
1.8 TSI Cupra	141	11/15→							
1.2	44	07/09→		+PR 1ZR,1ZS	2	11.8116-0351.1	390538	ATE	
1.2	51	07/08→							
1.2 TDI	55	05/10→							
1.2 TSI	63	08/12→							
1.2 TSI	77	09/10→							
1.4	63	07/08→							
1.4 TDI	59	07/08→06/10							
1.4 TSI	110	06/09→							
1.4 TSI	110	11/15→							
1.6	77	07/08→							
1.6 LPG	60	05/11→							
1.9 TDI	66	07/08→06/10							
1.9 TDI	77	07/08→06/10							
2.0	85	10/08→							
2.0 TDI	105	01/10→							
1.4 TSI	103	10/13→		12/13→; +PR 1ZR,1ZS	2	11.8116-0351.1	390538	ATE	
1.6 TDI	66	05/09→		06/09→; +PR 1ZR,1ZS	2	11.8116-0351.1	390538	ATE	
1.6 TDI	77	05/09→							
<b>Führungshülzensatz, Bremssattel</b>									
1.0	55	05/15→	←	+PR 1ZR,1ZS,1ZC		11.0101-5407.2	260011	ATE	
1.0 TSI	70	05/15→	←	+PR 1LQ,1LR,1ZG		11.0101-5409.2	260035	ATE	
1.0 TSI	81	05/15→							
1.2 TSI	66	05/15→							
1.2 TSI	81	09/15→							
1.4 TDI	55	05/15→							
1.4 TDI	66	05/15→							
1.4 TDI	77	05/15→							
1.2	44	07/09→	←	+PR 1ZR,1ZS		11.0101-5407.2	260011	ATE	
1.2	51	07/08→	←	+PR 1LQ,1LR,1ZG		11.0101-5409.2	260035	ATE	
1.2 TDI	55	05/10→							
1.2 TSI	63	08/12→							
1.2 TSI	77	09/10→							
1.4	63	07/08→							
1.4 TDI	59	07/08→06/10							
1.4 TSI	110	06/09→							
↓									












	kw			 	! #		
<b>SEAT - IBIZA V SPORTCOUPE (6J1, 6P5) 07/08→</b>							
<b>Führungshülzensatz, Bremssattel</b>							
1.4 TSI	110	11/15→	←	+PR 1ZR,1ZS		11.0101-5407.2 260011	ATE
1.6	77	07/08→	←	+PR 1LQ,1LR,1ZG		11.0101-5409.2 260035	ATE
1.6 LPG	60	05/11→					
1.9 TDI	66	07/08→06/10					
1.9 TDI	77	07/08→06/10					
2.0	85	10/08→					
2.0 TDI	105	01/10→					
1.4 TSI	103	10/13→	←	12/13→; +PR 1ZR,1ZS		11.0101-5407.2 260011	ATE
			←	12/13→; +PR 1LQ,1LR,1ZG		11.0101-5409.2 260035	ATE
1.6 TDI	66	05/09→	←	06/09→; +PR 1ZR,1ZS		11.0101-5407.2 260011	ATE
1.6 TDI	77	05/09→	←	06/09→; +PR 1LQ,1LR,1ZG		11.0101-5409.2 260035	ATE
1.8 TSI Cupra	141	11/15→	←	+PR 1ZR,1ZS,1ZC		11.0101-5407.2 260011	ATE
<b>Führungsbolzen, Bremssattel</b>							
1.0	55	05/15→	←	+PR 1ZR,1ZS,1ZC		11.8171-0008.1 990049	ATE
1.0 TSI	70	05/15→	←	+PR 1LQ,1LR,1ZG		11.8171-0069.1 250152	ATE
1.0 TSI	81	05/15→					
1.2 TSI	66	05/15→					
1.2 TSI	81	09/15→					
1.4 TDI	55	05/15→					
1.4 TDI	66	05/15→					
1.4 TDI	77	05/15→					
1.2	44	07/09→	←	+PR 1ZR,1ZS		11.8171-0008.1 990049	ATE
1.2	51	07/08→	←	+PR 1LQ,1LR,1ZG		11.8171-0069.1 250152	ATE
1.2 TDI	55	05/10→					
1.2 TSI	63	08/12→					
1.2 TSI	77	09/10→					
1.4	63	07/08→					
1.4 TDI	59	07/08→06/10					
1.4 TSI	110	06/09→					
1.4 TSI	110	11/15→					
1.6	77	07/08→					
1.6 LPG	60	05/11→					
1.9 TDI	66	07/08→06/10					
1.9 TDI	77	07/08→06/10					
2.0	85	10/08→					
2.0 TDI	105	01/10→					
1.4 TSI	103	10/13→	←	12/13→; +PR 1ZR,1ZS		11.8171-0008.1 990049	ATE
			←	12/13→; +PR 1LQ,1LR,1ZG		11.8171-0069.1 250152	ATE
1.6 TDI	66	05/09→	←	06/09→; +PR 1ZR,1ZS		11.8171-0008.1 990049	ATE
1.6 TDI	77	05/09→	←	06/09→; +PR 1LQ,1LR,1ZG		11.8171-0069.1 250152	ATE
1.8 TSI Cupra	141	11/15→	←	+PR 1ZR,1ZS,1ZC		11.8171-0008.1 990049	ATE
<b>Bremsschlauch</b>							
1.0	55	05/15→	←	+PR 1ZC,1ZD,1ZG	2	24.5143-0544.3 331420	L= 544
1.0 TSI	70	05/15→	→	□ / am Bremssattel		24.1294-0014.3 331448	L= 205 mit Rohrleitung
1.0 TSI	81	05/15→	→	□ / am Bremssattel		24.1294-0015.3 331449	L= 207 mit Rohrleitung
1.2 TSI	63	08/12→	→				
1.2 TSI	66	05/15→	→				
1.2 TSI	77	09/10→	→		2	83.7858-0140.3 330837	L= 140
1.2 TSI	81	09/15→					
1.4 TDI	55	05/15→					
1.4 TDI	66	05/15→					
1.4 TDI	77	05/15→					
1.4 TSI	110	11/15→					
1.6 LPG	60	05/11→					
1.8 TSI Cupra	141	11/15→					
1.2	44	07/09→	←	07/10→; +PR 1ZC,1ZD,1ZG	2	24.5143-0544.3 331420	L= 544
1.2	51	07/08→	←	→ 06/10	2	83.6247-0522.3 330595	L= 522
1.2 TDI	55	05/10→					
1.4	63	07/08→	→	□ / am Bremssattel		24.1294-0014.3 331448	L= 205 mit Rohrleitung
1.4 TSI	110	06/09→	→	□ / am Bremssattel		24.1294-0015.3 331449	L= 207 mit Rohrleitung
1.4 TSI Cupra	132	06/09→	→				
1.6	77	07/08→	→		2	83.7858-0140.3 330837	L= 140
2.0	85	10/08→					
2.0 TDI	105	01/10→					
1.4 TDI	59	07/08→06/10	←		2	83.6247-0522.3 330595	L= 522
1.9 TDI	66	07/08→06/10	→	□ / am Bremssattel		24.1294-0014.3 331448	L= 205 mit Rohrleitung
1.9 TDI	77	07/08→06/10	→	□ / am Bremssattel		24.1294-0015.3 331449	L= 207 mit Rohrleitung
			→		2	83.7858-0140.3 330837	L= 140
1.4 TSI	103	10/13→	←	12/13→; +PR 1ZC,1ZD,1ZG	2	24.5143-0544.3 331420	L= 544
			→	□ / am Bremssattel; 12/13→		24.1294-0014.3 331448	L= 205 mit Rohrleitung
			→	□ / am Bremssattel; 12/13→		24.1294-0015.3 331449	L= 207 mit Rohrleitung

	kw					! #		
<b>SEAT - IBIZA V SPORTCOUPE (6J1, 6P5) 07/08→</b>								
<b>Bremsschlauch</b>								
1.4 TSI	103	10/13→	➡	12/13→	2	83.7858-0140.3	330837	L= 140
1.6 TDI	66	05/09→	⬅	07/10→; +PR 1ZC,1ZD,1ZG	2	24.5143-0544.3	331420	L= 544
1.6 TDI	77	05/09→	⬅	06/09→ 06/10	2	83.6247-0522.3	330595	L= 522
			➡	☐ / am Bremssattel; 06/09→		24.1294-0014.3	331448	L= 205 mit Rohrleitung
			➡	☐ / am Bremssattel; 06/09→		24.1294-0015.3	331449	L= 207 mit Rohrleitung
			➡	06/09→	2	83.7858-0140.3	330837	L= 140
<b>SEAT - IBIZA V ST (6J8, 6P8) 03/10→</b>								
<b>Bremssattel</b>								
1.0	55	05/15→	⬅	☐; +PR 1LQ,1LR,1ZG		11.9541-9549.2	220575	ATE Ø 54 - Halter
1.0 TSI	70	05/15→	⬅	☐; +PR 1LQ,1LR,1ZG		11.9541-9550.2	220576	ATE Ø 54 - Halter
1.0 TSI	81	05/15→	⬅	☐; +PR 1LQ,1LR,1ZG		11.9541-9550.2	220576	ATE Ø 54 - Halter
1.2 TSI	66	05/15→	⬅	☐; +PR 1ZR,1ZS,1ZC		11.9541-9553.2	220563	ATE Ø 54 - Halter
1.2 TSI	81	09/15→	⬅	☐; +PR 1ZR,1ZS,1ZC		11.9541-9553.2	220563	ATE Ø 54 - Halter
1.4 TDI	55	05/15→	⬅	☐; +PR 1ZR,1ZS,1ZC		11.9541-9554.2	220564	ATE Ø 54 - Halter
1.4 TDI	66	05/15→	➡	☐; +PR 1KT		24.3387-1735.5	240657	TRW Ø 38 - Halter
1.4 TDI	77	05/15→	➡	☐; +PR 1KV		24.3387-1735.5	240657	TRW Ø 38 - Halter
			➡	☐; +PR 1KV		24.3387-1736.5	240658	TRW Ø 38 - Halter
			➡	☐; +PR 1KT		24.3387-1736.5	240658	TRW Ø 38 - Halter
1.2	44	05/10→	⬅	☐; +PR 1LQ,1LR,1ZG		11.9541-9549.2	220575	ATE Ø 54 - Halter
1.2	51	05/10→	⬅	☐; +PR 1LQ,1LR,1ZG		11.9541-9550.2	220576	ATE Ø 54 - Halter
1.2 TDI	55	04/10→	⬅	☐; +PR 1LQ,1LR,1ZG		11.9541-9550.2	220576	ATE Ø 54 - Halter
1.2 TSI	63	09/12→	⬅	☐; +PR 1ZR,1ZS		11.9541-9553.2	220563	ATE Ø 54 - Halter
1.2 TSI	77	09/10→	⬅	☐; +PR 1ZR,1ZS		11.9541-9553.2	220563	ATE Ø 54 - Halter
1.4	63	03/10→	⬅	☐; +PR 1ZR,1ZS		11.9541-9554.2	220564	ATE Ø 54 - Halter
1.6 TDI	66	03/10→	⬅	☐; 15"		24.3541-1797.7	220553	TRW Ø 54 - Halter
1.6 TDI	77	03/10→	⬅	☐; 15"		24.3541-1798.7	220554	TRW Ø 54 - Halter
			➡	☐; +PR 1KK,1KT		24.3387-1735.5	240657	TRW Ø 38 - Halter
			➡	☐; +PR 1KV		24.3387-1735.5	240657	TRW Ø 38 - Halter
			➡	☐; +PR 1KV		24.3387-1736.5	240658	TRW Ø 38 - Halter
			➡	☐; +PR 1KK,1KT		24.3387-1736.5	240658	TRW Ø 38 - Halter
1.4 TSI	103	10/13→	⬅	☐; 12/13→; +PR 1LQ,1LR,1ZG		11.9541-9549.2	220575	ATE Ø 54 - Halter
			⬅	☐; 12/13→; +PR 1LQ,1LR,1ZG		11.9541-9550.2	220576	ATE Ø 54 - Halter
			⬅	☐; 12/13→; +PR 1ZR,1ZS		11.9541-9553.2	220563	ATE Ø 54 - Halter
			⬅	☐; 12/13→; +PR 1ZR,1ZS		11.9541-9554.2	220564	ATE Ø 54 - Halter
			⬅	☐; 12/13→; 15"		24.3541-1797.7	220553	TRW Ø 54 - Halter
			⬅	☐; 12/13→; 15"		24.3541-1798.7	220554	TRW Ø 54 - Halter
			➡	☐; 12/13→; +PR 1KD,1KS		24.3344-1709.5	240810	TRW Ø 34 - Halter
			➡	☐; 12/13→; +PR 1KD,1KS		24.3344-1710.5	240811	TRW Ø 34 - Halter
1.4 TSI	110	02/12→	⬅	☐; +PR 1LQ,1LR,1ZG		11.9541-9549.2	220575	ATE Ø 54 - Halter
1.4 TSI	110	11/15→	⬅	☐; +PR 1LQ,1LR,1ZG		11.9541-9550.2	220576	ATE Ø 54 - Halter
			⬅	☐; +PR 1ZR,1ZS		11.9541-9553.2	220563	ATE Ø 54 - Halter
			⬅	☐; +PR 1ZR,1ZS		11.9541-9554.2	220564	ATE Ø 54 - Halter
			⬅	☐; 15"		24.3541-1797.7	220553	TRW Ø 54 - Halter
			⬅	☐; 15"		24.3541-1798.7	220554	TRW Ø 54 - Halter
			➡	☐; +PR 1KD,1KS		24.3344-1709.5	240810	TRW Ø 34 - Halter
			➡	☐; +PR 1KD,1KS		24.3344-1710.5	240811	TRW Ø 34 - Halter
<b>Halter, Bremssattel</b>								
1.0	55	05/15→	⬅	+PR 1LQ,1LR,1ZG	2	11.0230-0451.1	260130	ATE
1.0 TSI	70	05/15→						
1.0 TSI	81	05/15→						
1.2	44	05/10→						
1.2	51	05/10→						
1.2 TDI	55	04/10→						
1.2 TSI	63	09/12→						
1.2 TSI	66	05/15→						
1.2 TSI	77	09/10→						
1.2 TSI	81	09/15→						
1.4	63	03/10→						
1.4 TDI	55	05/15→						
1.4 TDI	66	05/15→						
1.4 TDI	77	05/15→						



















	kw			 	! #		
<b>SEAT - IBIZA V ST (6J8, 6P8) 03/10→</b>							
<b>Halter, Bremssattel</b>							
1.4 TSI	110	02/12→	←	+PR 1LQ,1LR,1ZG	2	11.0230-0451.1 260130	ATE
1.4 TSI	110	11/15→					
1.6 TDI	66	03/10→					
1.6 TDI	77	03/10→					
1.4 TSI	103	10/13→	←	12/13→; +PR 1LQ,1LR,1ZG	2	11.0230-0451.1 260130	ATE
<b>Feder, Bremssattel</b>							
1.0	55	05/15→		+PR 1ZR,1ZS,1ZC	2	11.8116-0351.1 390538	ATE
1.0 TSI	70	05/15→					
1.0 TSI	81	05/15→					
1.2 TSI	66	05/15→					
1.2 TSI	81	09/15→					
1.4 TDI	55	05/15→					
1.4 TDI	66	05/15→					
1.4 TDI	77	05/15→					
1.2	44	05/10→		+PR 1ZR,1ZS	2	11.8116-0351.1 390538	ATE
1.2	51	05/10→					
1.2 TDI	55	04/10→					
1.2 TSI	63	09/12→					
1.2 TSI	77	09/10→					
1.4	63	03/10→					
1.4 TSI	110	02/12→					
1.4 TSI	110	11/15→					
1.6 TDI	66	03/10→					
1.6 TDI	77	03/10→					
1.4 TSI	103	10/13→		12/13→; +PR 1ZR,1ZS	2	11.8116-0351.1 390538	ATE
<b>Führungshülzensatz, Bremssattel</b>							
1.0	55	05/15→	←	+PR 1ZR,1ZS,1ZC		11.0101-5407.2 260011	ATE
1.0 TSI	70	05/15→					
1.0 TSI	81	05/15→	←	+PR 1LQ,1LR,1ZG		11.0101-5409.2 260035	ATE
1.2 TSI	66	05/15→					
1.2 TSI	81	09/15→					
1.4 TDI	55	05/15→					
1.4 TDI	66	05/15→					
1.4 TDI	77	05/15→					
1.2	44	05/10→	←	+PR 1ZR,1ZS		11.0101-5407.2 260011	ATE
1.2	51	05/10→					
1.2 TDI	55	04/10→	←	+PR 1LQ,1LR,1ZG		11.0101-5409.2 260035	ATE
1.2 TSI	63	09/12→					
1.2 TSI	77	09/10→					
1.4	63	03/10→					
1.4 TSI	110	02/12→					
1.4 TSI	110	11/15→					
1.6 TDI	66	03/10→					
1.6 TDI	77	03/10→					
1.4 TSI	103	10/13→	←	12/13→; +PR 1ZR,1ZS		11.0101-5407.2 260011	ATE
			←	12/13→; +PR 1LQ,1LR,1ZG		11.0101-5409.2 260035	ATE
<b>Führungsbolzen, Bremssattel</b>							
1.0	55	05/15→	←	+PR 1ZR,1ZS,1ZC		11.8171-0008.1 990049	ATE
1.0 TSI	70	05/15→					
1.0 TSI	81	05/15→	←	+PR 1LQ,1LR,1ZG		11.8171-0069.1 250152	ATE
1.2 TSI	66	05/15→					
1.2 TSI	81	09/15→					
1.4 TDI	55	05/15→					
1.4 TDI	66	05/15→					
1.4 TDI	77	05/15→					
1.2	44	05/10→	←	+PR 1ZR,1ZS		11.8171-0008.1 990049	ATE
1.2	51	05/10→					
1.2 TDI	55	04/10→	←	+PR 1LQ,1LR,1ZG		11.8171-0069.1 250152	ATE
1.2 TSI	63	09/12→					
1.2 TSI	77	09/10→					
1.4	63	03/10→					
1.4 TSI	110	02/12→					
1.4 TSI	110	11/15→					
1.6 TDI	66	03/10→					
1.6 TDI	77	03/10→					
1.4 TSI	103	10/13→	←	12/13→; +PR 1ZR,1ZS		11.8171-0008.1 990049	ATE
			←	12/13→; +PR 1LQ,1LR,1ZG		11.8171-0069.1 250152	ATE
<b>Bremsschlauch</b>							
1.0	55	05/15→	←	+PR 1ZC,1ZD,1ZG	2	24.5143-0544.3 331420	L= 544
1.0 TSI	70	05/15→					
1.0 TSI	81	05/15→	→	□ / am Bremssattel		24.1294-0014.3 331448	L= 205 mit Rohrleitung
1.2 TSI	63	09/12→	→	□ / am Bremssattel		24.1294-0015.3 331449	L= 207 mit Rohrleitung
1.2 TSI	66	05/15→					
1.2 TSI	77	09/10→	→		2	83.7858-0140.3 330837	L= 140
↓							

	kW			 	! #		
<b>SEAT - IBIZA V ST (6J8, 6P8) 03/10→</b>							
 <b>Bremsschlauch</b>							
1.2 TSI	81	09/15→	←	+PR 1ZC,1ZD,1ZG	2	24.5143-0544.3 331420	L= 544
1.4 TDI	55	05/15→	→	☐ / am Bremssattel		24.1294-0014.3 331448	L= 205 mit Rohrleitung
1.4 TDI	66	05/15→	→	☐ / am Bremssattel		24.1294-0015.3 331449	L= 207 mit Rohrleitung
1.4 TDI	77	05/15→	→				
1.4 TSI	110	02/12→	→				
1.4 TSI	110	11/15→	→		2	83.7858-0140.3 330837	L= 140
1.2	44	05/10→	←	07/10→; +PR 1ZC,1ZD,1ZG	2	24.5143-0544.3 331420	L= 544
1.2	51	05/10→	←	→ 06/10	2	83.6247-0522.3 330595	L= 522
1.2 TDI	55	04/10→	←				
1.4	63	03/10→	→	☐ / am Bremssattel		24.1294-0014.3 331448	L= 205 mit Rohrleitung
1.6 TDI	66	03/10→	→	☐ / am Bremssattel		24.1294-0015.3 331449	L= 207 mit Rohrleitung
1.6 TDI	77	03/10→	→		2	83.7858-0140.3 330837	L= 140
1.4 TSI	103	10/13→	←	12/13→; +PR 1ZC,1ZD,1ZG	2	24.5143-0544.3 331420	L= 544
			→	☐ / am Bremssattel; 12/13→		24.1294-0014.3 331448	L= 205 mit Rohrleitung
			→	☐ / am Bremssattel; 12/13→		24.1294-0015.3 331449	L= 207 mit Rohrleitung
			→	12/13→	2	83.7858-0140.3 330837	L= 140
<b>SEAT - INCA (6K9) 11/95→06/03</b>							
 <b>Bremssattel</b>							
1.4 16V	55	04/00→06/03	←	☐		24.3541-1609.5 240039	TRW Ø 54 - Halter
1.4 i	44	11/95→06/03	←	☐		24.3541-1610.5 240040	TRW Ø 54 - Halter
1.6 i	55	11/95→05/98	←				
1.6 i	55	06/97→09/00					
1.7 D	42	09/96→06/03					
1.9 D	47	11/95→06/03					
1.9 SDI	47	11/95→06/03					
1.9 TDI	66	09/96→06/03					
<b>Führungshülsensatz, Bremssattel</b>							
1.4 16V	55	04/00→06/03	←			11.0101-5403.2 260010	TRW
1.4 i	44	11/95→06/03					
1.6 i	55	11/95→05/98					
1.6 i	55	06/97→09/00					
1.7 D	42	09/96→06/03					
1.9 D	47	11/95→06/03					
1.9 SDI	47	11/95→06/03					
1.9 TDI	66	09/96→06/03					
 <b>Bremsschlauch</b>							
1.4 16V	55	04/00→06/03	←		2	24.5105-0442.3 331432	L= 442
1.4 i	44	11/95→06/03	→				
1.6 i	55	11/95→05/98	→		2	83.6236-0402.3 330464	L= 400
1.6 i	55	06/97→09/00					
1.7 D	42	09/96→06/03					
1.9 D	47	11/95→06/03					
1.9 SDI	47	11/95→06/03					
1.9 TDI	66	09/96→06/03					
<b>SEAT - LEON (1M1) 11/99→06/06</b>							
 <b>Bremssattel</b>							
1.4 16V	55	11/99→06/06	←	☐; → 07/05; +PR 1LQ,1LS		11.9541-9549.2 220575	ATE Ø 54 - Halter
			←	☐; → 07/05; +PR 1LQ,1LS		11.9541-9550.2 220576	ATE Ø 54 - Halter
			←	☐; → 07/05; +PR 1LJ,1ZQ		11.9541-9595.2 220501	ATE Ø 54 - Halter
			←	☐; → 07/05; +PR 1LJ,1ZQ		11.9541-9596.2 220502	ATE Ø 54 - Halter
			←	☐; → 07/05; +PR 1LE		24.3541-8523.5 240551	ATE Ø 54 - Halter
			←	☐; → 07/05; +PR 1LE		24.3541-8524.5 240552	ATE Ø 54 - Halter
			→	☐; → 07/05		24.3384-1729.5 240816	TRW Ø 38 - Halter
			→	☐; → 07/05		24.3384-1730.5 240817	TRW Ø 38 - Halter
1.6	74	11/99→06/06	←	☐; → 07/05; +PR 1LQ,1LS		11.9541-9549.2 220575	ATE Ø 54 - Halter
1.6 16 V	77	09/00→06/06	←	☐; → 07/05; +PR 1LQ,1LS		11.9541-9550.2 220576	ATE Ø 54 - Halter
1.8 20V	92	11/99→06/06	←	☐; → 07/05; +PR 1LQ,1LS		11.9541-9550.2 220576	ATE Ø 54 - Halter
1.8 20V T	132	11/99→06/06	←	☐; → 07/05; +PR 1LJ,1ZQ		11.9541-9595.2 220501	ATE Ø 54 - Halter
1.8 20V T 4	132	11/99→06/06	←	☐; → 07/05; +PR 1LJ,1ZQ		11.9541-9595.2 220501	ATE Ø 54 - Halter
1.9 SDI	50	11/99→06/06	←	☐; → 07/05; +PR 1LJ,1ZQ		11.9541-9596.2 220502	ATE Ø 54 - Halter
1.9 TDI	66	11/99→06/06	←	☐; → 07/05; +PR 1LE		24.3541-8523.5 240551	ATE Ø 54 - Halter
1.9 TDI	81	11/99→06/06	←	☐; → 07/05; +PR 1LE		24.3541-8523.5 240551	ATE Ø 54 - Halter
1.9 TDI	96	05/03→06/06	←	☐; → 07/05; +PR 1LE		24.3541-8524.5 240552	ATE Ø 54 - Halter
1.9 TDI Syncro	110	05/02→06/06	→	☐; → 07/05; +PR 1KY,2EE		24.3384-1745.7 220609	TRW Ø 38 - Halter
			→	☐; → 07/05; +PR 1KK,1KP,1KQ		24.3414-1705.7 220549	TRW Ø 41 - Halter



	kw			 	! #			
<b>SEAT - LEON (1M1) 11/99→06/06</b>								
<b>Bremssattel</b>								
1.6	74	11/99→06/06	➔	☐; → 07/05; +PR 1KK,1KP,1KQ		24.3414-1706.7	220550	TRW Ø 41 - Halter
1.6 16 V	77	09/00→06/06						
1.8 20V	92	11/99→06/06						
1.8 20V T	132	11/99→06/06						
1.8 20V T 4	132	11/99→06/06						
1.9 SDI	50	11/99→06/06						
1.9 TDI	66	11/99→06/06						
1.9 TDI	81	11/99→06/06						
1.9 TDI	96	05/03→06/06						
1.9 TDI Syncro	110	05/02→06/06						
1.8 T Cupra R	154	02/02→06/06	⬅	☐; 05/02→ 07/05; +PR 1LT		11.9541-9549.2	220575	ATE Ø 54 - Halter
			⬅	☐; 05/02→ 07/05; +PR 1LT		11.9541-9550.2	220576	ATE Ø 54 - Halter
			➔	☐; 05/02→ 07/05; +PR 1KY		24.3384-1745.7	220609	TRW Ø 38 - Halter
1.8 T Cupra R	165	07/03→06/06	⬅	☐; → 07/05; +PR 1LT		11.9541-9549.2	220575	ATE Ø 54 - Halter
2.8 Cupra 4	150	02/01→06/06	⬅	☐; → 07/05; +PR 1LT		11.9541-9550.2	220576	ATE Ø 54 - Halter
			➔	☐; → 07/05; +PR 1KY		24.3384-1745.7	220609	TRW Ø 38 - Halter
1.8 Turbo 4x4	154	05/02→05/03	⬅	☐; +PR 1LQ,1LS		11.9541-9549.2	220575	ATE Ø 54 - Halter
2.8	150	05/02→06/04	⬅	☐; +PR 1LQ,1LS		11.9541-9550.2	220576	ATE Ø 54 - Halter
			⬅	☐; +PR 1LJ,1ZQ		11.9541-9595.2	220501	ATE Ø 54 - Halter
			⬅	☐; +PR 1LJ,1ZQ		11.9541-9596.2	220502	ATE Ø 54 - Halter
			⬅	☐; +PR 1LE		24.3541-8523.5	240551	ATE Ø 54 - Halter
			⬅	☐; +PR 1LE		24.3541-8524.5	240552	ATE Ø 54 - Halter
			➔	☐; +PR 1KY,2EE		24.3384-1745.7	220609	TRW Ø 38 - Halter
			➔	☐; +PR 1KK,1KP,1KQ		24.3414-1705.7	220549	TRW Ø 41 - Halter
			➔	☐; +PR 1KK,1KP,1KQ		24.3414-1706.7	220550	TRW Ø 41 - Halter
1.9 TDI	110	09/00→06/06	⬅	☐; 02/01→ 07/05; +PR 1LQ,1LS		11.9541-9549.2	220575	ATE Ø 54 - Halter
			⬅	☐; 02/01→ 07/05; +PR 1LQ,1LS		11.9541-9550.2	220576	ATE Ø 54 - Halter
			⬅	☐; 02/01→ 07/05; +PR 1LJ,1ZQ		11.9541-9595.2	220501	ATE Ø 54 - Halter
			⬅	☐; 02/01→ 07/05; +PR 1LJ,1ZQ		11.9541-9596.2	220502	ATE Ø 54 - Halter
			⬅	☐; 02/01→ 07/05; +PR 1LE		24.3541-8523.5	240551	ATE Ø 54 - Halter
			⬅	☐; 02/01→ 07/05; +PR 1LE		24.3541-8524.5	240552	ATE Ø 54 - Halter
			➔	☐; 02/01→ 07/05; +PR 1KY,2EE		24.3384-1745.7	220609	TRW Ø 38 - Halter
			➔	☐; 02/01→ 07/05; +PR 1KK,1KP,1KQ		24.3414-1705.7	220549	TRW Ø 41 - Halter
			➔	☐; 02/01→ 07/05; +PR 1KK,1KP,1KQ		24.3414-1706.7	220550	TRW Ø 41 - Halter
<b>Halter, Bremssattel</b>								
1.4 16V	55	11/99→06/06	⬅	→ 07/05; +PR 1LJ,1ZQ	2	11.0230-0451.1	260130	ATE
1.6	74	11/99→06/06	⬅	→ 07/05; +PR 1LE	2	11.8170-0306.1	260102	ATE
1.6 16 V	77	09/00→06/06						
1.8 20V	92	11/99→06/06						
1.8 20V T	132	11/99→06/06						
1.8 20V T 4	132	11/99→06/06						
1.9 SDI	50	11/99→06/06						
1.9 TDI	66	11/99→06/06						
1.9 TDI	81	11/99→06/06						
1.9 TDI	96	05/03→06/06						
1.9 TDI Syncro	110	05/02→06/06						
1.8 Turbo 4x4	154	05/02→05/03	⬅	+PR 1LJ,1ZQ	2	11.0230-0451.1	260130	ATE
2.8	150	05/02→06/04	⬅	+PR 1LE	2	11.8170-0306.1	260102	ATE
1.9 TDI	110	09/00→06/06	⬅	02/01→ 07/05; +PR 1LJ,1ZQ	2	11.0230-0451.1	260130	ATE
			⬅	02/01→ 07/05; +PR 1LE	2	11.8170-0306.1	260102	ATE
<b>Feder, Bremssattel</b>								
1.4 16V	55	11/99→06/06		→ 07/05; +PR 1LQ,1LS	2	11.8116-0143.1	390513	ATE
1.6	74	11/99→06/06		→ 07/05; +PR 1LE	2	11.8116-0143.1	390513	ATE
1.6 16 V	77	09/00→06/06						
1.8 20V	92	11/99→06/06		→ 07/05; +PR 1LJ,1ZQ	2	11.8116-0143.1	390513	ATE
1.8 20V T	132	11/99→06/06						
1.8 20V T 4	132	11/99→06/06						
1.9 SDI	50	11/99→06/06						
1.9 TDI	66	11/99→06/06						
1.9 TDI	81	11/99→06/06						
1.9 TDI	96	05/03→06/06						
1.9 TDI Syncro	110	05/02→06/06						
1.8 T Cupra R	154	02/02→06/06		05/02→ 07/05; +PR 1LT	2	11.8116-0143.1	390513	ATE
1.8 T Cupra R	165	07/03→06/06		→ 07/05; +PR 1LT	2	11.8116-0143.1	390513	ATE

	kw			 	! #		
<b>SEAT - LEON (1M1) 11/99→06/06</b>							
<b>Feder, Bremssattel</b>							
2.8 Cupra 4	150	02/01→06/06		→ 07/05; +PR 1LT	2	11.8116-0143.1 390513	ATE
1.8 Turbo 4x4 2.8	154	05/02→05/03		+PR 1LJ,1ZQ	2	11.8116-0143.1 390513	ATE
	150	05/02→06/04		+PR 1LE	2	11.8116-0143.1 390513	ATE
				+PR 1LQ,1LS	2	11.8116-0143.1 390513	ATE
1.9 TDI	110	09/00→06/06		02/01→ 07/05; +PR 1LE	2	11.8116-0143.1 390513	ATE
				02/01→ 07/05; +PR 1LQ,1LS	2	11.8116-0143.1 390513	ATE
				02/01→ 07/05; +PR 1LJ,1ZQ	2	11.8116-0143.1 390513	ATE
<b>Führungshülzensatz, Bremssattel</b>							
1.4 16V	55	11/99→06/06	←	→ 07/05; +PR 1LJ,1ZQ		11.0101-5409.2 260035	ATE
1.6	74	11/99→06/06	←	→ 07/05; +PR 1LQ,1LS		11.0101-5409.2 260035	ATE
1.6 16 V	77	09/00→06/06					
1.8 20V	92	11/99→06/06	←	→ 07/05; +PR 1LE		11.0101-5409.2 260035	ATE
1.8 20V T	132	11/99→06/06					
1.8 20V T 4	132	11/99→06/06					
1.9 SDI	50	11/99→06/06					
1.9 TDI	66	11/99→06/06					
1.9 TDI	81	11/99→06/06					
1.9 TDI	96	05/03→06/06					
1.9 TDI Syncro	110	05/02→06/06					
1.8 T Cupra R	154	02/02→06/06	←	05/02→ 07/05; +PR 1LT		11.0101-5409.2 260035	ATE
1.8 T Cupra R 2.8 Cupra 4	165	07/03→06/06	←	→ 07/05; +PR 1LT		11.0101-5409.2 260035	ATE
	150	02/01→06/06					
1.8 Turbo 4x4 2.8	154	05/02→05/03	←	+PR 1LJ,1ZQ		11.0101-5409.2 260035	ATE
	150	05/02→06/04	←	+PR 1LQ,1LS		11.0101-5409.2 260035	ATE
			←	+PR 1LE		11.0101-5409.2 260035	ATE
1.9 TDI	110	09/00→06/06	←	02/01→ 07/05; +PR 1LE		11.0101-5409.2 260035	ATE
			←	02/01→ 07/05; +PR 1LJ,1ZQ		11.0101-5409.2 260035	ATE
			←	02/01→ 07/05; +PR 1LQ,1LS		11.0101-5409.2 260035	ATE
<b>Führungsbolzen, Bremssattel</b>							
1.4 16V	55	11/99→06/06		→ 07/05; +PR 1LQ,1LS		11.8171-0008.1 990049	ATE
1.6	74	11/99→06/06		→ 07/05; +PR 1LJ,1ZQ		11.8171-0008.1 990049	ATE
1.6 16 V	77	09/00→06/06					
1.8 20V	92	11/99→06/06	←	→ 07/05; +PR 1LE		11.8171-0008.1 990049	ATE
1.8 20V T	132	11/99→06/06	←	→ 07/05; +PR 1LQ,1LS		11.8171-0069.1 250152	ATE
1.8 20V T 4	132	11/99→06/06					
1.9 SDI	50	11/99→06/06					
1.9 TDI	66	11/99→06/06					
1.9 TDI	81	11/99→06/06					
1.9 TDI	96	05/03→06/06					
1.9 TDI Syncro	110	05/02→06/06					
1.8 T Cupra R	154	02/02→06/06		05/02→ 07/05; +PR 1LT		11.8171-0008.1 990049	ATE
			←	05/02→ 07/05; +PR 1LT		11.8171-0069.1 250152	ATE
1.8 T Cupra R 2.8 Cupra 4	165	07/03→06/06		→ 07/05; +PR 1LT		11.8171-0008.1 990049	ATE
	150	02/01→06/06	←	→ 07/05; +PR 1LT		11.8171-0069.1 250152	ATE
1.8 Turbo 4x4 2.8	154 150	05/02→05/03 05/02→06/04		+PR 1LQ,1LS		11.8171-0008.1 990049	ATE
				+PR 1LJ,1ZQ		11.8171-0008.1 990049	ATE
			←	+PR 1LE		11.8171-0008.1 990049	ATE
			←	+PR 1LQ,1LS		11.8171-0069.1 250152	ATE
1.9 TDI	110	09/00→06/06		02/01→ 07/05; +PR 1LJ,1ZQ		11.8171-0008.1 990049	ATE
				02/01→ 07/05; +PR 1LQ,1LS		11.8171-0008.1 990049	ATE
			←	02/01→ 07/05; +PR 1LE		11.8171-0008.1 990049	ATE
			←	02/01→ 07/05; +PR 1LQ,1LS		11.8171-0069.1 250152	ATE
<b>Dichtungssatz, Bremssattel</b>							
1.4 16V	55	11/99→06/06	←	→ 07/05; +PR 1LJ,1ZQ		11.0441-5409.2 250031	ATE
1.6	74	11/99→06/06	←	→ 07/05; +PR 1LE		11.0441-5409.2 250031	ATE
1.6 16 V	77	09/00→06/06					
1.8 20V	92	11/99→06/06					
1.8 20V T	132	11/99→06/06					
1.8 20V T 4	132	11/99→06/06					
1.9 SDI	50	11/99→06/06					
1.9 TDI	66	11/99→06/06					
1.9 TDI	81	11/99→06/06					
1.9 TDI	96	05/03→06/06					
1.9 TDI Syncro	110	05/02→06/06					
1.8 Turbo 4x4 2.8	154	05/02→05/03	←	+PR 1LJ,1ZQ		11.0441-5409.2 250031	ATE
	150	05/02→06/04	←	+PR 1LE		11.0441-5409.2 250031	ATE
↓							



### SEAT - LEON (1M1) 11/99→06/06

#### Dichtungssatz, Bremssattel

1.9 TDI	110	09/00→06/06	←	02/01→ 07/05; +PR 1LE		11.0441-5409.2	250031	ATE
			←	02/01→ 07/05; +PR 1LJ,1ZQ		11.0441-5409.2	250031	ATE

#### Bremsschlauch









1.4 16V	55	11/99→06/06	←	→ 07/05		2	24.5143-0439.3	331411	L= 439
1.6	74	11/99→06/06	→	□ / am Bremssattel; → 07/05			24.1253-0010.3	331066	L= 233 mit Rohrleitung
1.6 16 V	77	09/00→06/06	→	□ / am Bremssattel; → 07/05			24.1253-0020.3	331067	L= 233 mit Rohrleitung
1.8 20V	92	11/99→06/06	→	□ / am Bremssattel; → 07/05			24.1253-0020.3	331067	L= 233 mit Rohrleitung
1.8 20V T	132	11/99→06/06	→	→ 07/05					
1.9 SDI	50	11/99→06/06	→	→ 07/05		2	83.7858-0140.3	330837	L= 140
1.9 TDI	66	11/99→06/06	→	→ 07/05					
1.9 TDI	81	11/99→06/06	→	→ 07/05					
1.9 TDI	96	05/03→06/06	→	→ 07/05					
1.8 20V T 4	132	11/99→06/06	←	→ 07/05		2	24.5143-0569.3	331398	L= 569
2.8 Cupra 4	150	02/01→06/06	→	→ 07/05		2	83.7858-0140.3	330837	L= 140
1.8 T Cupra R	154	02/02→06/06	←	05/02→ 07/05		2	24.5143-0569.3	331398	L= 569
			→	□ / am Bremssattel; 05/02→ 07/05			24.1253-0010.3	331066	L= 233 mit Rohrleitung
			→	□ / am Bremssattel; 05/02→ 07/05			24.1253-0020.3	331067	L= 233 mit Rohrleitung
			→	05/02→ 07/05		2	83.7858-0140.3	330837	L= 140
1.8 T Cupra R	165	07/03→06/06	←	→ 07/05		2	24.5143-0569.3	331398	L= 569
			→	□ / am Bremssattel; → 07/05			24.1253-0010.3	331066	L= 233 mit Rohrleitung
			→	□ / am Bremssattel; → 07/05			24.1253-0020.3	331067	L= 233 mit Rohrleitung
			→	→ 07/05		2	83.7858-0140.3	330837	L= 140
1.8 Turbo 4x4	154	05/02→05/03	←			2	24.5143-0569.3	331398	L= 569
			→			2	83.7858-0140.3	330837	L= 140
1.9 TDI	110	09/00→06/06	←	02/01→ 07/05		2	24.5143-0439.3	331411	L= 439
			→	□ / am Bremssattel; 02/01→ 07/05			24.1253-0010.3	331066	L= 233 mit Rohrleitung
			→	□ / am Bremssattel; 02/01→ 07/05			24.1253-0020.3	331067	L= 233 mit Rohrleitung
			→	02/01→ 07/05		2	83.7858-0140.3	330837	L= 140
1.9 TDI Syncro	110	05/02→06/06	←	→ 07/05		2	24.5143-0439.3	331411	L= 439
			→	→ 07/05		2	83.7858-0140.3	330837	L= 140
2.8	150	05/02→06/04	←			2	24.5143-0569.3	331398	L= 569
			→	□ / am Bremssattel			24.1253-0010.3	331066	L= 233 mit Rohrleitung
			→	□ / am Bremssattel			24.1253-0020.3	331067	L= 233 mit Rohrleitung
			→			2	83.7858-0140.3	330837	L= 140








### SEAT - LEON (1P1) 05/05→12/12








#### Bremssattel

1.2 TSI	77	02/10→12/12	←	□; +PR 1ZF,1ZM; → 10/12		11.9541-9549.2	220575	ATE Ø 54 - Halter
1.6 LPG	75	12/09→12/12	←	□; +PR 1ZF,1ZM; → 10/12		11.9541-9550.2	220576	ATE Ø 54 - Halter
1.6 MultiFuel	75	11/10→12/12	←	□; +PR 1ZE; → 10/12		11.9541-9553.2	220563	ATE Ø 54 - Halter
1.6 TDI	66	11/10→12/12	←	□; +PR 1LJ; → 10/12		11.9541-9553.2	220563	ATE Ø 54 - Halter
1.6 TDI	77	02/10→12/12	←	□; +PR 1LJ; → 10/12		11.9541-9554.2	220564	ATE Ø 54 - Halter
			←	□; +PR 1ZE; → 10/12		11.9541-9554.2	220564	ATE Ø 54 - Halter
			→	□; +PR 1KD; → 10/12		24.3384-1755.5	240886	TRW Ø 38 - Halter
			→	□; +PR 1KD; → 10/12		24.3384-1756.5	240887	TRW Ø 38 - Halter
			→	□; +PR 1KZ; → 10/12		24.3387-1717.7	220757	TRW Ø 38 - Halter
			→	□; +PR 1KZ; → 10/12		24.3387-1718.5	240873	TRW Ø 38 - Halter
			→	□; +PR 1KY; → 10/12		24.3414-1709.5	240834	TRW Ø 41 - Halter
			→	□; +PR 1KY; → 10/12		24.3414-1710.5	240835	TRW Ø 41 - Halter
1.4 16V	63	06/06→12/12	←	□; → 10/12; +PR 1ZF,1ZM		11.9541-9549.2	220575	ATE Ø 54 - Halter
1.4 TSI	92	11/07→12/12	←	□; → 10/12; +PR 1ZF,1ZM		11.9541-9550.2	220576	ATE Ø 54 - Halter
1.8 TSI	118	06/07→12/12	←	□; → 10/12; +PR 1ZF,1ZM		11.9541-9550.2	220576	ATE Ø 54 - Halter
2.0 TDI	125	05/06→12/12	←	□; +PR 1ZE; → 10/12		11.9541-9553.2	220563	ATE Ø 54 - Halter
2.0 TFSI	155	06/09→12/12	←	□; +PR 1LJ; → 10/12		11.9541-9553.2	220563	ATE Ø 54 - Halter
			←	□; +PR 1LJ; → 10/12		11.9541-9554.2	220564	ATE Ø 54 - Halter
			←	□; +PR 1ZE; → 10/12		11.9541-9554.2	220564	ATE Ø 54 - Halter
			←	□; → 09/09; +PR 1LU		11.9576-9995.2	220651	ATE Ø 57 - Halter



	kw			 	! #		
<b>SEAT - LEON (1P1) 05/05→12/12</b>							
 <b>Bremssattel</b>							
1.4 16V 1.4 TSI 1.8 TSI 2.0 TDI 2.0 TFSI	63 92 118 125 155	06/06→12/12 11/07→12/12 06/07→12/12 05/06→12/12 06/09→12/12	←	☐; → 09/09; +PR 1LU	11.9576-9996.2	220652	ATE Ø 57 - Halter
			→	☐; +PR 1KD; → 10/12	24.3384-1755.5	240886	TRW Ø 38 - Halter
			→	☐; +PR 1KD; → 10/12	24.3384-1756.5	240887	TRW Ø 38 - Halter
			→	☐; +PR 1KZ; → 10/12	24.3387-1717.7	220757	TRW Ø 38 - Halter
			→	☐; +PR 1KZ; → 10/12	24.3387-1718.5	240873	TRW Ø 38 - Halter
			→	☐; +PR 1KY; → 10/12	24.3414-1709.5	240834	TRW Ø 41 - Halter
			→	☐; +PR 1KY; → 10/12	24.3414-1710.5	240835	TRW Ø 41 - Halter
1.6 2.0 TDI 16V	75 103	07/05→12/12 07/05→12/12	←	☐; 08/05→ 10/12; +PR 1ZF;1ZM	11.9541-9549.2	220575	ATE Ø 54 - Halter
			←	☐; 08/05→ 10/12; +PR 1ZF;1ZM	11.9541-9550.2	220576	ATE Ø 54 - Halter
			←	☐; 08/05→ 10/12; +PR 1ZE	11.9541-9553.2	220563	ATE Ø 54 - Halter
			←	☐; 08/05→ 10/12; +PR 1LJ	11.9541-9553.2	220563	ATE Ø 54 - Halter
			←	☐; 08/05→ 10/12; +PR 1LJ	11.9541-9554.2	220564	ATE Ø 54 - Halter
			←	☐; 08/05→ 10/12; +PR 1ZE	11.9541-9554.2	220564	ATE Ø 54 - Halter
			←	☐; 08/05→ 09/09; +PR 1LU	11.9576-9995.2	220651	ATE Ø 57 - Halter
			←	☐; 08/05→ 09/09; +PR 1LU	11.9576-9996.2	220652	ATE Ø 57 - Halter
			→	☐; 08/05→ 10/12; +PR 1KD	24.3384-1755.5	240886	TRW Ø 38 - Halter
			→	☐; 08/05→ 10/12; +PR 1KD	24.3384-1756.5	240887	TRW Ø 38 - Halter
			→	☐; 08/05→ 10/12; +PR 1KZ	24.3387-1717.7	220757	TRW Ø 38 - Halter
			→	☐; 08/05→ 10/12; +PR 1KZ	24.3387-1718.5	240873	TRW Ø 38 - Halter
			→	☐; 08/05→ 10/12; +PR 1KY	24.3414-1709.5	240834	TRW Ø 41 - Halter
			→	☐; 08/05→ 10/12; +PR 1KY	24.3414-1710.5	240835	TRW Ø 41 - Halter
1.9 TDI 2.0 TDI 2.0 TFSI	66 103 177	06/07→12/10 10/05→10/10 11/06→05/11	←	☐; +PR 1ZF;1ZM	11.9541-9549.2	220575	ATE Ø 54 - Halter
			←	☐; +PR 1ZF;1ZM	11.9541-9550.2	220576	ATE Ø 54 - Halter
			←	☐; +PR 1ZE	11.9541-9553.2	220563	ATE Ø 54 - Halter
			←	☐; +PR 1LJ	11.9541-9553.2	220563	ATE Ø 54 - Halter
			←	☐; +PR 1ZE	11.9541-9554.2	220564	ATE Ø 54 - Halter
			←	☐; +PR 1LJ	11.9541-9554.2	220564	ATE Ø 54 - Halter
			←	☐; → 09/09; +PR 1LU	11.9576-9995.2	220651	ATE Ø 57 - Halter
			←	☐; → 09/09; +PR 1LU	11.9576-9996.2	220652	ATE Ø 57 - Halter
			→	☐; +PR 1KD	24.3384-1755.5	240886	TRW Ø 38 - Halter
			→	☐; +PR 1KD	24.3384-1756.5	240887	TRW Ø 38 - Halter
			→	☐; +PR 1KZ	24.3387-1717.7	220757	TRW Ø 38 - Halter
			→	☐; +PR 1KZ	24.3387-1718.5	240873	TRW Ø 38 - Halter
			→	☐; +PR 1KY	24.3414-1709.5	240834	TRW Ø 41 - Halter
→	☐; +PR 1KY	24.3414-1710.5	240835	TRW Ø 41 - Halter			
1.9 TDI 2.0 FSI 2.0 TDI	77 110 100	07/05→12/10 07/05→05/10 07/05→05/10	←	☐; 08/05→; +PR 1ZF;1ZM	11.9541-9549.2	220575	ATE Ø 54 - Halter
			←	☐; 08/05→; +PR 1ZF;1ZM	11.9541-9550.2	220576	ATE Ø 54 - Halter
			←	☐; 08/05→; +PR 1LJ	11.9541-9553.2	220563	ATE Ø 54 - Halter
			←	☐; 08/05→; +PR 1ZE	11.9541-9553.2	220563	ATE Ø 54 - Halter
			←	☐; 08/05→; +PR 1LJ	11.9541-9554.2	220564	ATE Ø 54 - Halter
			←	☐; 08/05→; +PR 1ZE	11.9541-9554.2	220564	ATE Ø 54 - Halter
			←	☐; 08/05→ 09/09; +PR 1LU	11.9576-9995.2	220651	ATE Ø 57 - Halter
			←	☐; 08/05→ 09/09; +PR 1LU	11.9576-9996.2	220652	ATE Ø 57 - Halter
			→	☐; 08/05→; +PR 1KD	24.3384-1755.5	240886	TRW Ø 38 - Halter
			→	☐; 08/05→; +PR 1KD	24.3384-1756.5	240887	TRW Ø 38 - Halter
			→	☐; 08/05→; +PR 1KZ	24.3387-1717.7	220757	TRW Ø 38 - Halter
			→	☐; 08/05→; +PR 1KZ	24.3387-1718.5	240873	TRW Ø 38 - Halter
			→	☐; 08/05→; +PR 1KY	24.3414-1709.5	240834	TRW Ø 41 - Halter
			→	☐; 08/05→; +PR 1KY	24.3414-1710.5	240835	TRW Ø 41 - Halter
2.0 Cupra R	195	09/09→12/12	←	☐; +PR 1ZF;1ZM; → 10/12	11.9541-9549.2	220575	ATE Ø 54 - Halter
			←	☐; +PR 1ZF;1ZM; → 10/12	11.9541-9550.2	220576	ATE Ø 54 - Halter
			←	☐; +PR 1ZE; → 10/12	11.9541-9553.2	220563	ATE Ø 54 - Halter
↓							

	kw			 	! #			
<b>SEAT - LEON (1P1) 05/05→12/12</b>								
<b>Bremssattel</b>								
2.0 Cupra R	195	09/09→12/12	←	☐; +PR 1LJ; → 10/12		11.9541-9553.2	220563	ATE Ø 54 - Halter
			←	☐; +PR 1LJ; → 10/12		11.9541-9554.2	220564	ATE Ø 54 - Halter
			←	☐; +PR 1ZE; → 10/12		11.9541-9554.2	220564	ATE Ø 54 - Halter
			←	☐; → 09/09; +PR 1LU		11.9576-9995.2	220651	ATE Ø 57 - Halter
			←	☐; → 09/09; +PR 1LU		11.9576-9996.2	220652	ATE Ø 57 - Halter
			→	☐; +PR 1KD; → 10/12		24.3384-1755.5	240886	TRW Ø 38 - Halter
			→	☐; +PR 1KD; → 10/12		24.3384-1756.5	240887	TRW Ø 38 - Halter
			→	☐; +PR 1KZ; → 10/12		24.3387-1717.7	220757	TRW Ø 38 - Halter
			→	☐; +PR 1KZ; → 10/12		24.3387-1718.5	240873	TRW Ø 38 - Halter
			→	☐; +PR 1KY; → 10/12		24.3414-1709.5	240834	TRW Ø 41 - Halter
			→	☐; +PR 1KY; → 10/12		24.3414-1710.5	240835	TRW Ø 41 - Halter
2.0 TFSI	136	09/05→05/06	←	☐; +PR 1ZF;1ZM		11.9541-9549.2	220575	ATE Ø 54 - Halter
			←	☐; +PR 1ZF;1ZM		11.9541-9550.2	220576	ATE Ø 54 - Halter
			←	☐; +PR 1LJ		11.9541-9553.2	220563	ATE Ø 54 - Halter
			←	☐; +PR 1ZE		11.9541-9553.2	220563	ATE Ø 54 - Halter
			←	☐; +PR 1LJ		11.9541-9554.2	220564	ATE Ø 54 - Halter
			←	☐; +PR 1ZE		11.9541-9554.2	220564	ATE Ø 54 - Halter
			←	☐; +PR 1LU		11.9576-9995.2	220651	ATE Ø 57 - Halter
			←	☐; +PR 1LU		11.9576-9996.2	220652	ATE Ø 57 - Halter
			→	☐; +PR 1KD		24.3384-1755.5	240886	TRW Ø 38 - Halter
			→	☐; +PR 1KD		24.3384-1756.5	240887	TRW Ø 38 - Halter
			→	☐; +PR 1KZ		24.3387-1717.7	220757	TRW Ø 38 - Halter
			→	☐; +PR 1KZ		24.3387-1718.5	240873	TRW Ø 38 - Halter
			→	☐; +PR 1KY		24.3414-1709.5	240834	TRW Ø 41 - Halter
			→	☐; +PR 1KY		24.3414-1710.5	240835	TRW Ø 41 - Halter
2.0 TFSI	147	05/05→03/09	←	☐; 08/05→; +PR 1ZF;1ZM		11.9541-9549.2	220575	ATE Ø 54 - Halter
			←	☐; 08/05→; +PR 1ZF;1ZM		11.9541-9550.2	220576	ATE Ø 54 - Halter
			←	☐; 08/05→; +PR 1ZE		11.9541-9553.2	220563	ATE Ø 54 - Halter
			←	☐; 08/05→; +PR 1LJ		11.9541-9553.2	220563	ATE Ø 54 - Halter
			←	☐; 08/05→; +PR 1ZE		11.9541-9554.2	220564	ATE Ø 54 - Halter
			←	☐; 08/05→; +PR 1LJ		11.9541-9554.2	220564	ATE Ø 54 - Halter
			←	☐; 08/05→; +PR 1LU		11.9576-9995.2	220651	ATE Ø 57 - Halter
			←	☐; 08/05→; +PR 1LU		11.9576-9996.2	220652	ATE Ø 57 - Halter
			→	☐; 08/05→; +PR 1KD		24.3384-1755.5	240886	TRW Ø 38 - Halter
			→	☐; 08/05→; +PR 1KD		24.3384-1756.5	240887	TRW Ø 38 - Halter
			→	☐; 08/05→; +PR 1KZ		24.3387-1717.7	220757	TRW Ø 38 - Halter
			→	☐; 08/05→; +PR 1KZ		24.3387-1718.5	240873	TRW Ø 38 - Halter
			→	☐; 08/05→; +PR 1KY		24.3414-1709.5	240834	TRW Ø 41 - Halter
			→	☐; 08/05→; +PR 1KY		24.3414-1710.5	240835	TRW Ø 41 - Halter
<b>Feder, Bremssattel</b>								
1.2 TSI	77	02/10→12/12	←	+PR 1LB; → 10/12	2	11.8116-0006.2	390601	ATE
1.6 LPG	75	12/09→12/12	←	+PR 1LJ; → 10/12	2	11.8116-0351.1	390538	ATE
1.6 MultiFuel	75	11/10→12/12	←	+PR 1LJ; → 10/12	2	11.8116-0351.1	390538	ATE
1.6 TDI	66	11/10→12/12	←	+PR 1ZE; → 10/12	2	11.8116-0351.1	390538	ATE
1.6 TDI	77	02/10→12/12	←	+PR 1ZE; → 10/12	2	11.8116-0351.1	390538	ATE
1.4 16V	63	06/06→12/12	←	10/09→ 10/12; +PR 1LB	2	11.8116-0006.2	390601	ATE
1.4 TSI	92	11/07→12/12	←	+PR 1LJ; → 10/12	2	11.8116-0351.1	390538	ATE
1.8 TSI	118	06/07→12/12	←	+PR 1LJ; → 10/12	2	11.8116-0351.1	390538	ATE
2.0 Cupra R	195	09/09→12/12	←	+PR 1ZE; → 10/12	2	11.8116-0351.1	390538	ATE
2.0 TDI	125	05/06→12/12	←	+PR 1ZE; → 10/12	2	11.8116-0351.1	390538	ATE
2.0 TFSI	155	06/09→12/12	←	→ 09/09; +PR 1LU	2	11.8116-0410.2	390589	ATE
1.6	75	07/05→12/12	←	10/09→ 10/12; +PR 1LB	2	11.8116-0006.2	390601	ATE
2.0 TDI 16V	103	07/05→12/12	←	08/05→ 10/12; +PR 1ZE	2	11.8116-0351.1	390538	ATE
			←	08/05→ 10/12; +PR 1LJ	2	11.8116-0351.1	390538	ATE
			←	08/05→ 09/09; +PR 1LU	2	11.8116-0410.2	390589	ATE
1.9 TDI	66	06/07→12/10	←	10/09→; +PR 1LB	2	11.8116-0006.2	390601	ATE
↓								

	kw			 	! #		
<b>SEAT - LEON (1P1) 05/05→12/12</b>							
<b>Feder, Bremssattel</b>							
2.0 TDI 2.0 TFSI	103 177	10/05→10/10 11/06→05/11	← +PR 1ZE	2	11.8116-0351.1	390538	ATE
			← +PR 1LJ	2	11.8116-0351.1	390538	ATE
			← → 09/09; +PR 1LU	2	11.8116-0410.2	390589	ATE
1.9 TDI 2.0 FSI 2.0 TDI	77 110 100	07/05→12/10 07/05→05/10 07/05→05/10	← 10/09→; +PR 1LB	2	11.8116-0006.2	390601	ATE
			← 08/05→; +PR 1ZE	2	11.8116-0351.1	390538	ATE
			← 08/05→; +PR 1LJ	2	11.8116-0351.1	390538	ATE
2.0 TFSI	136	09/05→05/06	← 08/05→ 09/09; +PR 1LU	2	11.8116-0410.2	390589	ATE
			← +PR 1ZE	2	11.8116-0351.1	390538	ATE
			← +PR 1LJ	2	11.8116-0351.1	390538	ATE
2.0 TFSI	147	05/05→03/09	← +PR 1LU	2	11.8116-0410.2	390589	ATE
			← 08/05→; +PR 1LJ	2	11.8116-0351.1	390538	ATE
			← 08/05→; +PR 1ZE	2	11.8116-0351.1	390538	ATE
2.0 TFSI	147	05/05→03/09	← 08/05→; +PR 1LU	2	11.8116-0410.2	390589	ATE
			← 08/05→; +PR 1ZE	2	11.8116-0351.1	390538	ATE
			← 08/05→; +PR 1LJ	2	11.8116-0351.1	390538	ATE
<b>Führungshülzensatz, Bremssattel</b>							
1.2 TSI 1.6 LPG 1.6 MultiFuel 1.6 TDI 1.6 TDI	77 75 75 66 77	02/10→12/12 12/09→12/12 11/10→12/12 11/10→12/12 02/10→12/12	← +PR 1ZE; → 10/12		11.0101-5409.2	260035	ATE
			← +PR 1LB; → 10/12		11.0101-5409.2	260035	ATE
			← +PR 1LJ; → 10/12		11.0101-5409.2	260035	ATE
			← +PR 1ZF,1ZM; → 10/12		11.0101-5409.2	260035	ATE
1.4 16V 1.4 TSI 1.8 TSI 2.0 TDI 2.0 TFSI	63 92 118 125 155	06/06→12/12 11/07→12/12 06/07→12/12 05/06→12/12 06/09→12/12	← +PR 1ZE; → 10/12		11.0101-5409.2	260035	ATE
			← → 10/12; +PR 1ZF;1ZM		11.0101-5409.2	260035	ATE
			← 10/09→ 10/12; +PR 1LB		11.0101-5409.2	260035	ATE
			← +PR 1LJ; → 10/12		11.0101-5409.2	260035	ATE
1.6 2.0 TDI 16V	75 103	07/05→12/12 07/05→12/12	← → 09/09; +PR 1LU		11.0101-5409.2	260035	ATE
			← 08/05→ 10/12; +PR 1ZE		11.0101-5409.2	260035	ATE
			← 08/05→ 10/12; +PR 1LJ		11.0101-5409.2	260035	ATE
			← 08/05→ 09/09; +PR 1LU		11.0101-5409.2	260035	ATE
1.9 TDI 2.0 TDI 2.0 TFSI	66 103 177	06/07→12/10 10/05→10/10 11/06→05/11	← 10/09→ 10/12; +PR 1LB		11.0101-5409.2	260035	ATE
			← +PR 1LJ; → 10/12		11.0101-5409.2	260035	ATE
			← +PR 1ZF;1ZM		11.0101-5409.2	260035	ATE
			← +PR 1ZE		11.0101-5409.2	260035	ATE
1.9 TDI 2.0 FSI 2.0 TDI	77 110 100	07/05→12/10 07/05→05/10 07/05→05/10	← 10/09→; +PR 1LJ		11.0101-5409.2	260035	ATE
			← 10/09→; +PR 1LB		11.0101-5409.2	260035	ATE
			← 08/05→; +PR 1ZE		11.0101-5409.2	260035	ATE
			← 08/05→ 09/09; +PR 1LU		11.0101-5409.2	260035	ATE
2.0 Cupra R	195	09/09→12/12	← 08/05→; +PR 1LJ		11.0101-5409.2	260035	ATE
			← 10/09→ 10/12; +PR 1LB		11.0101-5409.2	260035	ATE
			← +PR 1ZE; → 10/12		11.0101-5409.2	260035	ATE
			← +PR 1ZF,1ZM; → 10/12		11.0101-5409.2	260035	ATE
2.0 TFSI	136	09/05→05/06	← +PR 1LJ; → 10/12		11.0101-5409.2	260035	ATE
			← → 09/09; +PR 1LU		11.0101-5409.2	260035	ATE
			← +PR 1ZE		11.0101-5409.2	260035	ATE
			← +PR 1LJ		11.0101-5409.2	260035	ATE
2.0 TFSI	147	05/05→03/09	← +PR 1LU		11.0101-5409.2	260035	ATE
			← 08/05→; +PR 1ZF;1ZM		11.0101-5409.2	260035	ATE
			← 08/05→; +PR 1ZE		11.0101-5409.2	260035	ATE
			← 08/05→; +PR 1LU		11.0101-5409.2	260035	ATE
↓			← 08/05→; +PR 1LJ		11.0101-5409.2	260035	ATE















### SEAT - LEON (1P1) 05/05→12/12












#### Führungsbolzen, Bremsattel









1.2 TSI	77	02/10→12/12		+PR 1LJ; → 10/12		11.8171-0008.1	990049	ATE
	75	12/09→12/12		+PR 1ZE; → 10/12		11.8171-0008.1	990049	ATE
1.6 LPG	75	11/10→12/12		+PR 1LB; → 10/12		11.8171-0008.1	990049	ATE
1.6 MultiFuel	66	11/10→12/12		+PR 1ZF,1ZM; → 10/12		11.8171-0069.1	250152	ATE
1.6 TDI	77	02/10→12/12						
1.4 16V	63	06/06→12/12		→ 09/09; +PR 1LU		11.8171-0008.1	990049	ATE
	92	11/07→12/12		+PR 1LJ; → 10/12		11.8171-0008.1	990049	ATE
1.8 TSI	118	06/07→12/12		10/09→ 10/12; +PR 1LB		11.8171-0008.1	990049	ATE
2.0 TDI	125	05/06→12/12		+PR 1ZE; → 10/12		11.8171-0008.1	990049	ATE
2.0 TFSI	155	06/09→12/12		→ 10/12; +PR 1ZF;1ZM		11.8171-0069.1	250152	ATE
1.6	75	07/05→12/12		08/05→ 10/12; +PR 1LJ		11.8171-0008.1	990049	ATE
	103	07/05→12/12		08/05→ 10/12; +PR 1ZE		11.8171-0008.1	990049	ATE
2.0 TDI 16V				10/09→ 10/12; +PR 1LB		11.8171-0008.1	990049	ATE
				08/05→ 09/09; +PR 1LU		11.8171-0008.1	990049	ATE
				08/05→ 10/12; +PR 1ZF;1ZM		11.8171-0069.1	250152	ATE
1.9 TDI	66	06/07→12/10		→ 09/09; +PR 1LU		11.8171-0008.1	990049	ATE
	103	10/05→10/10		10/09→; +PR 1LB		11.8171-0008.1	990049	ATE
2.0 TDI	177	11/06→05/11		+PR 1LJ		11.8171-0008.1	990049	ATE
				+PR 1ZE		11.8171-0008.1	990049	ATE
				+PR 1ZF;1ZM		11.8171-0069.1	250152	ATE
1.9 TDI	77	07/05→12/10		08/05→; +PR 1ZE		11.8171-0008.1	990049	ATE
	110	07/05→05/10		10/09→; +PR 1LB		11.8171-0008.1	990049	ATE
2.0 FSI	100	07/05→05/10		08/05→ 09/09; +PR 1LU		11.8171-0008.1	990049	ATE
2.0 TDI				08/05→; +PR 1LJ		11.8171-0008.1	990049	ATE
				08/05→; +PR 1ZF;1ZM		11.8171-0069.1	250152	ATE
2.0 Cupra R	195	09/09→12/12		+PR 1LJ; → 10/12		11.8171-0008.1	990049	ATE
				→ 09/09; +PR 1LU		11.8171-0008.1	990049	ATE
				10/09→ 10/12; +PR 1LB		11.8171-0008.1	990049	ATE
				+PR 1ZE; → 10/12		11.8171-0008.1	990049	ATE
				+PR 1ZF;1ZM; → 10/12		11.8171-0069.1	250152	ATE
2.0 TFSI	136	09/05→05/06		+PR 1LU		11.8171-0008.1	990049	ATE
				+PR 1ZE		11.8171-0008.1	990049	ATE
				+PR 1LJ		11.8171-0008.1	990049	ATE
				+PR 1ZF;1ZM		11.8171-0069.1	250152	ATE
2.0 TFSI	147	05/05→03/09		08/05→; +PR 1ZE		11.8171-0008.1	990049	ATE
				08/05→; +PR 1LU		11.8171-0008.1	990049	ATE
				08/05→; +PR 1LJ		11.8171-0008.1	990049	ATE
				08/05→; +PR 1ZF;1ZM		11.8171-0069.1	250152	ATE








#### Bremsschlauch










1.2 TSI	77	02/10→12/12	←	+PR 1ZA,1ZB,1ZE,1ZF; → 10/12	2	24.5143-0564.3	331433	L= 564
	75	12/09→12/12	←	+PR 1LB; → 10/12	2	83.7849-0502.3	331125	L= 504
1.6 LPG	75	11/10→12/12	→	☐; → 10/12		83.7847-0254.3	331233	L= 255
1.6 MultiFuel	66	11/10→12/12	→	☐; → 10/12		83.7847-0257.3	331234	L= 255
1.6 TDI	77	02/10→12/12	←	+PR 1ZA,1ZB,1ZE,1ZF; → 10/12	2	24.5143-0564.3	331433	L= 564
1.4 16V	63	06/06→12/12	←	+PR 1LB; → 10/12	2	83.7849-0502.3	331125	L= 504
	118	06/07→12/12	→	→ 10/09	2	24.5204-0233.3	331430	L= 233
2.0 Cupra R	195	09/09→12/12	→	☐; 11/09→ 10/12		83.7847-0254.3	331233	L= 255
2.0 TDI	125	05/06→12/12	→	☐; 11/09→ 10/12		83.7847-0257.3	331234	L= 255
2.0 TFSI	155	06/09→12/12	←	+PR 1ZA,1ZB,1ZE,1ZF; → 10/12	2	24.5143-0564.3	331433	L= 564
1.4 TSI	92	11/07→12/12	←	+PR 1LB; → 10/12	2	83.7849-0502.3	331125	L= 504
			→	→ 10/09	2	24.5204-0233.3	331430	L= 233
			→	☐; 12/09→ 10/12		83.7847-0254.3	331233	L= 255
			→	☐; 12/09→ 10/12		83.7847-0257.3	331234	L= 255
1.6	75	07/05→12/12	←	08/05→; +PR 1ZA,1ZB,1ZE,1ZF; → 10/12	2	24.5143-0564.3	331433	L= 564
			←	08/05→; +PR 1LB; → 10/12	2	83.7849-0502.3	331125	L= 504
			→	08/05→ 10/09	2	24.5204-0233.3	331430	L= 233
1.9 TDI	66	06/07→12/10	←	+PR 1ZA,1ZB,1ZE,1ZF	2	24.5143-0564.3	331433	L= 564
	103	10/05→10/10						
2.0 TDI								
↓								

	kw			 	! #			
<b>SEAT - LEON (1P1) 05/05→12/12</b>								
 <b>Bremsschlauch</b>								
2.0 TFSI	177	11/06→05/11	←	+PR 1LB	2	83.7849-0502.3	331125	L= 504
			→	→ 10/09	2	24.5204-0233.3	331430	L= 233
			→	☐; 11/09→		83.7847-0254.3	331233	L= 255
			→	☐; 11/09→		83.7847-0257.3	331234	L= 255
1.9 TDI 2.0 FSI 2.0 TDI	77 110 100	07/05→12/10 07/05→05/10 07/05→05/10	←	08/05→; +PR 1ZA,1ZB,1ZE,1ZF	2	24.5143-0564.3	331433	L= 564
			←	08/05→; +PR 1LB	2	83.7849-0502.3	331125	L= 504
			→	08/05→ 10/09	2	24.5204-0233.3	331430	L= 233
			→	☐; 11/09→		83.7847-0254.3	331233	L= 255
2.0 TDI 16V	103	07/05→12/12	←	08/05→; +PR 1ZA,1ZB,1ZE,1ZF; → 10/12	2	24.5143-0564.3	331433	L= 564
			←	08/05→; +PR 1LB; → 10/12	2	83.7849-0502.3	331125	L= 504
			→	08/05→ 10/09	2	24.5204-0233.3	331430	L= 233
			→	☐; 11/09→ 10/12		83.7847-0254.3	331233	L= 255
2.0 TFSI	136	09/05→05/06	←	+PR 1ZA,1ZB,1ZE,1ZF	2	24.5143-0564.3	331433	L= 564
			←	+PR 1LB	2	83.7849-0502.3	331125	L= 504
2.0 TFSI	147	05/05→03/09	→		2	24.5204-0233.3	331430	L= 233
			←	08/05→; +PR 1ZA,1ZB,1ZE,1ZF	2	24.5143-0564.3	331433	L= 564
			←	08/05→; +PR 1LB	2	83.7849-0502.3	331125	L= 504
			→	08/05→	2	24.5204-0233.3	331430	L= 233
<b>SEAT - LEON (5F1) 09/12→</b>								
 <b>Bremssattel</b>								
1.0 TSI	85	05/15→	→	☐; +PR 1KD		24.3384-1759.5	240800	TRW Ø 38 - Halter
1.2 TSI	63	12/12→	→					
1.2 TSI	77	01/13→	→	☐; +PR 1KD		24.3384-1760.5	240801	TRW Ø 38 - Halter ALU
1.2 TSI	81	04/14→						
1.4 TSI	90	11/12→						
1.4 TSI	92	05/14→						
1.4 TSI	103	09/12→						
1.4 TSI	110	05/14→						
1.6 TDI	66	11/12→						
1.6 TDI	77	11/12→						
1.6 TDI	81	09/13→						
1.8 TSI	132	02/13→						
2.0 Cupra	195	10/13→						
2.0 Cupra	206	10/13→						
2.0 Cupra	213	10/15→						
2.0 Cupra	221	01/17→						
2.0 TDI	81	05/13→						
2.0 TDI	105	05/13→						
2.0 TDI	110	10/12→						
2.0 TDI	135	09/12→						
1.4 TGI	81	02/13→	→	☐; 10/13→; +PR 1KD		24.3384-1759.5	240800	TRW Ø 38 - Halter
			→	☐; 10/13→; +PR 1KD		24.3384-1760.5	240801	TRW Ø 38 - Halter ALU
1.6 TDI	85	11/16→	→	☐; 01/17→; +PR 1KD		24.3384-1759.5	240800	TRW Ø 38 - Halter
			→	☐; 01/17→; +PR 1KD		24.3384-1760.5	240801	TRW Ø 38 - Halter ALU
<b>SEAT - LEON SC (5F5) 01/13→</b>								
 <b>Bremssattel</b>								
1.0 TSI	85	05/15→	→	☐; +PR 1KD		24.3384-1759.5	240800	TRW Ø 38 - Halter
1.2 TSI	63	01/13→	→					
1.2 TSI	77	02/13→	→	☐; +PR 1KD		24.3384-1760.5	240801	TRW Ø 38 - Halter ALU
1.2 TSI	81	05/14→						
1.4 TSI	90	02/13→						
1.4 TSI	92	05/14→						
1.4 TSI	103	02/13→						
1.4 TSI	110	05/14→						
1.6 TDI	66	02/13→						
1.6 TDI	77	02/13→						
1.6 TDI	81	09/13→						
1.8 TSI	132	02/13→						
2.0 Cupra	195	10/13→						
2.0 Cupra	206	10/13→						
2.0 Cupra	213	10/15→						
2.0 Cupra	221	01/17→						
↓								








	kw			 	! #		
<b>SEAT - LEON SC (5F5) 01/13→</b>							
 <b>Bremssattel</b>							
2.0 TDI	105	05/13→	➔	☐; +PR 1KD	24.3384-1759.5	240800	TRW Ø 38 - Halter
2.0 TDI	110	02/13→	➔	☐; +PR 1KD	24.3384-1760.5	240801	TRW Ø 38 - Halter ALU
2.0 TDI	135	03/13→					
1.6 TDI	85	11/16→	➔	☐; 01/17→; +PR 1KD	24.3384-1759.5	240800	TRW Ø 38 - Halter
			➔	☐; 01/17→; +PR 1KD	24.3384-1760.5	240801	TRW Ø 38 - Halter ALU
2.0 TDI	81	02/13→	➔	☐; 05/13→; +PR 1KD	24.3384-1759.5	240800	TRW Ø 38 - Halter
			➔	☐; 05/13→; +PR 1KD	24.3384-1760.5	240801	TRW Ø 38 - Halter ALU
<b>SEAT - LEON ST (5F8) 08/13→</b>							
 <b>Bremssattel</b>							
1.0 TSI	85	05/15→	➔	☐; +PR 1KD	24.3384-1759.5	240800	TRW Ø 38 - Halter
1.2 TSI	63	11/13→	➔	☐; +PR 1KD	24.3384-1760.5	240801	TRW Ø 38 - Halter ALU
1.2 TSI	77	08/13→					
1.2 TSI	81	05/14→					
1.4 TGI	81	10/13→					
1.4 TSI	90	10/13→					
1.4 TSI	92	05/14→					
1.4 TSI	103	10/13→					
1.4 TSI	110	05/14→					
1.6 TDI	66	11/13→					
1.6 TDI	77	10/13→					
1.6 TDI	81	09/13→					
1.6 TDI 4Drive	77	04/14→					
1.6 TDI 4Drive	81	11/14→					
1.8 TSI	132	10/13→					
1.8 TSI 4Drive	132	11/14→					
2.0 Cupra	195	10/13→					
2.0 Cupra	206	10/13→					
2.0 Cupra	213	10/15→					
2.0 Cupra	221	11/16→					
2.0 Cupra 4Drive	221	11/16→					
2.0 TDI	81	11/13→					
2.0 TDI	105	10/13→					
2.0 TDI	110	10/13→					
2.0 TDI	135	08/13→					
2.0 TDI 4Drive	110	04/14→					
2.0 TDI 4Drive	135	11/14→					
1.6 TDI	85	11/16→	➔	☐; 01/17→; +PR 1KD	24.3384-1759.5	240800	TRW Ø 38 - Halter
			➔	☐; 01/17→; +PR 1KD	24.3384-1760.5	240801	TRW Ø 38 - Halter ALU
<b>SEAT - Mii (KF1) 10/11→</b>							
 <b>Bremssattel</b>							
1.0	44	10/11→	←	☐; 05/12→	11.9541-9549.2	220575	ATE Ø 54 - Halter
1.0	55	10/11→	←	☐; 05/12→	11.9541-9550.2	220576	ATE Ø 54 - Halter
1.0 EcoFuel	50	11/12→	←	☐	11.9541-9549.2	220575	ATE Ø 54 - Halter
			←	☐	11.9541-9550.2	220576	ATE Ø 54 - Halter
<b>SEAT - TOLEDO I (1L) 01/91→10/99</b>							
 <b>Bremssattel</b>							
1.6 i	54	05/91→03/99	←	☐; 09/96→ 09/98; +PR 1LY,1ZK	24.3541-1609.5	240039	TRW Ø 54 - Halter
1.6 i	55	01/93→03/99	←	☐; 09/96→ 09/98; +PR 1LY,1ZK	24.3541-1610.5	240040	TRW Ø 54 - Halter
1.9 D	47	12/95→03/99					
1.9 D	50	05/91→03/99	←	☐; 09/96→ 09/98; +PR 1LD,1LV	24.3541-1731.5	240061	TRW Ø 54 - Halter
1.9 TD	55	05/91→03/99	←	☐; 09/96→ 09/98; +PR 1LD,1LV	24.3541-1732.5	240062	TRW Ø 54 - Halter
			➔	☐; 09/96→ 09/98; +PR 1KD,1KK	24.3384-1707.5	240171	TRW Ø 38 - Halter
			➔	☐; 09/96→ 09/98; +PR 1KD,1KK	24.3384-1708.5	240172	TRW Ø 38 - Halter
1.6 i	74	11/96→03/99	←	☐; → 09/98; +PR 1LY,1ZK	24.3541-1609.5	240039	TRW Ø 54 - Halter
			1.9 TDI	81	11/96→03/99	←	☐; → 09/98; +PR 1LY,1ZK
			←	☐; → 09/98; +PR 1LD,1LV	24.3541-1731.5	240061	TRW Ø 54 - Halter
			←	☐; → 09/98; +PR 1LD,1LV	24.3541-1732.5	240062	TRW Ø 54 - Halter
			➔	☐; → 09/98; +PR 1KD,1KK	24.3384-1707.5	240171	TRW Ø 38 - Halter
			➔	☐; → 09/98; +PR 1KD,1KK	24.3384-1708.5	240172	TRW Ø 38 - Halter
1.8 16V	92	05/91→03/99	←	☐; 09/91→ 03/94	24.3541-1609.5	240039	TRW Ø 54 - Halter
			1.8 16V	98	05/91→03/99	←	☐; 09/91→ 03/94
			➔	☐; 09/91→ 03/94	24.3384-1603.5	240015	TRW Ø 38 - Halter
			➔	☐; 09/91→ 03/94	24.3384-1604.5	240016	TRW Ø 38 - Halter
↓							








	kw			 	! #		
<b>SEAT - TOLEDO I (1L) 01/91→10/99</b>							
<b> Bremssattel</b>							
1.8 i 1.8 i	65 66	05/91→12/96 11/93→12/96	←	☐; 09/96→; +PR 1LY,1ZK		24.3541-1609.5 240039	TRW Ø 54 - Halter
			←	☐; 09/96→; +PR 1LY,1ZK		24.3541-1610.5 240040	TRW Ø 54 - Halter
			←	☐; 09/96→; +PR 1LD,1LV		24.3541-1731.5 240061	TRW Ø 54 - Halter
			←	☐; 09/96→; +PR 1LD,1LV		24.3541-1732.5 240062	TRW Ø 54 - Halter
			→	☐; 09/96→; +PR 1KD,1KK		24.3384-1707.5 240171	TRW Ø 38 - Halter
			→	☐; 09/96→; +PR 1KD,1KK		24.3384-1708.5 240172	TRW Ø 38 - Halter
1.9 TDI	66	08/95→03/99	←	☐; → 08/96		24.3541-1609.5 240039	TRW Ø 54 - Halter
			←	☐; 09/96→ 09/98; +PR 1LY,1ZK		24.3541-1609.5 240039	TRW Ø 54 - Halter
			←	☐; 09/96→ 09/98; +PR 1LY,1ZK		24.3541-1610.5 240040	TRW Ø 54 - Halter
			←	☐; → 08/96		24.3541-1610.5 240040	TRW Ø 54 - Halter
			←	☐; 09/96→ 09/98; +PR 1LD,1LV		24.3541-1731.5 240061	TRW Ø 54 - Halter
			←	☐; 09/96→ 09/98; +PR 1LD,1LV		24.3541-1732.5 240062	TRW Ø 54 - Halter
			→	☐; → 08/96		24.3384-1707.5 240171	TRW Ø 38 - Halter
			→	☐; 09/96→ 09/98; +PR 1KD,1KK		24.3384-1707.5 240171	TRW Ø 38 - Halter
			→	☐; → 08/96		24.3384-1708.5 240172	TRW Ø 38 - Halter
			→	☐; 09/96→ 09/98; +PR 1KD,1KK		24.3384-1708.5 240172	TRW Ø 38 - Halter
2.0 i	85	05/91→03/99	←	☐; 09/91→ 08/96		24.3541-1609.5 240039	TRW Ø 54 - Halter
			←	☐; 09/96→ 09/98; +PR 1LY,1ZK		24.3541-1609.5 240039	TRW Ø 54 - Halter
			←	☐; 09/96→ 09/98; +PR 1LY,1ZK		24.3541-1610.5 240040	TRW Ø 54 - Halter
			←	☐; 09/91→ 08/96		24.3541-1610.5 240040	TRW Ø 54 - Halter
			←	☐; 09/96→ 09/98; +PR 1LD,1LV		24.3541-1731.5 240061	TRW Ø 54 - Halter
			←	☐; 09/96→ 09/98; +PR 1LD,1LV		24.3541-1732.5 240062	TRW Ø 54 - Halter
			→	☐; 09/91→; → 1L-ZD328000		24.3384-1603.5 240015	TRW Ø 38 - Halter
			→	☐; 09/91→; → 1L-ZD328000		24.3384-1604.5 240016	TRW Ø 38 - Halter
			→	☐; → 08/96; 1L-ZD328001→		24.3384-1707.5 240171	TRW Ø 38 - Halter
			→	☐; 09/96→ 09/98; +PR 1KD,1KK		24.3384-1707.5 240171	TRW Ø 38 - Halter
			→	☐; → 08/96; 1L-ZD328001→		24.3384-1708.5 240172	TRW Ø 38 - Halter
			→	☐; 09/96→ 09/98; +PR 1KD,1KK		24.3384-1708.5 240172	TRW Ø 38 - Halter
2.0 i 16V	110	11/93→03/99	←	☐; 09/96→ 09/98; +PR 1LY,1ZK		24.3541-1609.5 240039	TRW Ø 54 - Halter
			←	☐; 09/96→ 09/98; +PR 1LY,1ZK		24.3541-1610.5 240040	TRW Ø 54 - Halter
			←	☐; 09/96→ 09/98; +PR 1LD,1LV		24.3541-1731.5 240061	TRW Ø 54 - Halter
			←	☐; 03/94→ 08/96		24.3541-1731.5 240061	TRW Ø 54 - Halter
			←	☐; 03/94→ 08/96		24.3541-1732.5 240062	TRW Ø 54 - Halter
			←	☐; 09/96→ 09/98; +PR 1LD,1LV		24.3541-1732.5 240062	TRW Ø 54 - Halter
			→	☐; 03/94→ 08/96		24.3384-1707.5 240171	TRW Ø 38 - Halter
			→	☐; 09/96→ 09/98; +PR 1KD,1KK		24.3384-1707.5 240171	TRW Ø 38 - Halter
			→	☐; 09/96→ 09/98; +PR 1KD,1KK		24.3384-1708.5 240172	TRW Ø 38 - Halter
			→	☐; 03/94→ 08/96		24.3384-1708.5 240172	TRW Ø 38 - Halter
<b>Führungshülzensatz, Bremssattel</b>							
1.6 i 1.9 D 1.9 TD	54 50 55	05/91→03/99 05/91→03/99 05/91→03/99	←	09/96→ 09/98; +PR 1LG,1LK,1LM		11.0101-4801.2 260006	ATE
			←	09/91→ 08/96		24.0102-4801.2 260085	ATE
			←	09/91→ 08/96		24.0102-4801.2 260085	ATE
			←	09/96→ 09/98; +PR 1LY,1ZK		11.0101-5403.2 260010	TRW
			←	09/96→ 09/98; +PR 1LD,1LV		11.0101-5403.2 260010	TRW
1.6 i 1.9 D	55 47	01/93→03/99 12/95→03/99	←	09/96→ 09/98; +PR 1LG,1LK,1LM		11.0101-4801.2 260006	ATE
			←	→ 08/96		24.0102-4801.2 260085	ATE
			←	→ 08/96		24.0102-4801.2 260085	ATE
			←	09/96→ 09/98; +PR 1LY,1ZK		11.0101-5403.2 260010	TRW
			←	09/96→ 09/98; +PR 1LD,1LV		11.0101-5403.2 260010	TRW
1.6 i 1.9 TDI	74 81	11/96→03/99 11/96→03/99	←	→ 09/98; +PR 1LG,1LK,1LM		11.0101-4801.2 260006	ATE
						24.0102-4801.2 260085	ATE

	kw			 	! #		
<b>SEAT - TOLEDO I (1L) 01/91→10/99</b>							
<b>Führungshülzensatz, Bremsattel</b>							
1.6 i	74	11/96→03/99	←	→ 09/98; +PR 1LY,1ZK		11.0101-5403.2 260010	TRW
1.9 TDI	81	11/96→03/99	←	→ 09/98; +PR 1LD,1LV		11.0101-5403.2 260010	TRW
1.8 16V	92	05/91→03/99	←	09/91→ 03/94		11.0101-5403.2 260010	TRW
1.8 16V	98	05/91→03/99					
1.8 i	65	05/91→12/96	←	09/96→; +PR 1LG,1LK,1LM		11.0101-4801.2 260006	ATE
			←	09/91→ 08/96		24.0102-4801.2 260085	ATE
			←	09/96→; +PR 1LY,1ZK		11.0101-4801.2 260006	ATE
			←	09/96→; +PR 1LD,1LV		24.0102-4801.2 260085	ATE
						11.0101-5403.2 260010	TRW
						11.0101-5403.2 260010	TRW
1.8 i	66	11/93→12/96	←	→ 08/96		11.0101-4801.2 260006	ATE
			←	09/96→; +PR 1LG,1LK,1LM		24.0102-4801.2 260085	ATE
			←	09/96→; +PR 1LY,1ZK		11.0101-4801.2 260006	ATE
			←	09/96→; +PR 1LD,1LV		11.0101-5403.2 260010	TRW
						11.0101-5403.2 260010	TRW
1.9 TDI	66	08/95→03/99	←	09/96→ 09/98; +PR 1LG,1LK,1LM		11.0101-4801.2 260006	ATE
			←	09/96→ 09/98; +PR 1LD,1LV		24.0102-4801.2 260085	ATE
			←	→ 08/96		11.0101-5403.2 260010	TRW
			←	09/96→ 09/98; +PR 1LY,1ZK		11.0101-5403.2 260010	TRW
			→	→ 08/96		11.0101-5403.2 260010	TRW
2.0 i	85	05/91→03/99	←	09/96→ 09/98; +PR 1LG,1LK,1LM		11.0101-4801.2 260006	ATE
			←	09/96→ 09/98; +PR 1LD,1LV		24.0102-4801.2 260085	ATE
			←	09/96→ 09/98; +PR 1LY,1ZK		11.0101-5403.2 260010	TRW
			←	09/91→ 08/96		11.0101-5403.2 260010	TRW
			→	→ 08/96; 1L-ZD328001→		11.0101-5403.2 260010	TRW
2.0 i 16V	110	11/93→03/99	←	09/96→ 09/98; +PR 1LG,1LK,1LM		11.0101-4801.2 260006	ATE
			←	09/96→ 09/98; +PR 1LD,1LV		24.0102-4801.2 260085	ATE
			←	09/96→ 09/98; +PR 1LY,1ZK		11.0101-5403.2 260010	TRW
			←	03/94→ 08/96		11.0101-5403.2 260010	TRW
			→	03/94→ 08/96		11.0101-5403.2 260010	TRW
<b>Dichtungssatz, Bremsattel</b>							
1.6 i	54	05/91→03/99		09/96→ 09/98; +PR 1LG,1LK,1LM		11.0441-4808.2 250022	ATE
1.9 D	50	05/91→03/99	←	09/91→ 08/96		11.0441-4808.2 250022	ATE
1.9 TD	55	05/91→03/99					
1.6 i	55	01/93→03/99		09/96→ 09/98; +PR 1LG,1LK,1LM		11.0441-4808.2 250022	ATE
1.9 D	47	12/95→03/99	←	→ 08/96		11.0441-4808.2 250022	ATE
1.6 i	74	11/96→03/99		→ 09/98; +PR 1LG,1LK,1LM		11.0441-4808.2 250022	ATE
1.9 TDI	81	11/96→03/99					
1.8 i	65	05/91→12/96		09/96→; +PR 1LG,1LK,1LM		11.0441-4808.2 250022	ATE
			←	09/91→ 08/96		11.0441-4808.2 250022	ATE
1.8 i	66	11/93→12/96		09/96→; +PR 1LG,1LK,1LM		11.0441-4808.2 250022	ATE
			←	→ 08/96		11.0441-4808.2 250022	ATE
1.9 TDI	66	08/95→03/99		09/96→ 09/98; +PR 1LG,1LK,1LM		11.0441-4808.2 250022	ATE
2.0 i	85	05/91→03/99					
2.0 i 16V	110	11/93→03/99					
<b>Zubehörsatz, Bremsattel</b>							
1.6 i	54	05/91→03/99		09/96→ 09/98; +PR 1KD,1KK		24.0101-3601.2 260044	TRW
1.6 i	55	01/93→03/99					
1.9 D	47	12/95→03/99					
1.9 D	50	05/91→03/99					
1.9 TD	55	05/91→03/99					
1.6 i	74	11/96→03/99		→ 09/98; +PR 1KD,1KK		24.0101-3601.2 260044	TRW
1.9 TDI	81	11/96→03/99					
1.8 16V	92	05/91→03/99	→	09/91→ 03/94		24.0101-3601.2 260044	TRW
1.8 16V	98	05/91→03/99					
1.8 i	65	05/91→12/96		09/96→; +PR 1KD,1KK		24.0101-3601.2 260044	TRW
1.8 i	66	11/93→12/96					
↓							

	kw			 	! #		
<b>SEAT - TOLEDO I (1L) 01/91→10/99</b>							
<b>Zubehörsatz, Bremssattel</b>							
1.9 TDI	66	08/95→03/99		09/96→ 09/98; +PR 1KD,1KK		24.0101-3601.2 260044	TRW
			➔	→ 08/96		24.0101-3601.2 260044	TRW
2.0 i	85	05/91→03/99		09/96→ 09/98; +PR 1KD,1KK		24.0101-3601.2 260044	TRW
			➔	→ 08/96; 1L-ZD328001→		24.0101-3601.2 260044	TRW
			➔	09/91→; → 1L-ZD328000		24.0101-3601.2 260044	TRW
2.0 i 16V	110	11/93→03/99		09/96→ 09/98; +PR 1KD,1KK		24.0101-3601.2 260044	TRW
			➔	03/94→ 08/96		24.0101-3601.2 260044	TRW
<b> Bremsschlauch</b>							
1.6 i	54	05/91→03/99	←	09/91→; → 1L-ZD342000	2	24.5170-0315.3 331309	L= 315
1.9 D	50	05/91→03/99	←	→ 09/98; 1L-ZD342001→	2	83.6113-0321.3 330621	L= 320
1.9 TD	55	05/91→03/99	➔	09/91→ 09/98	2	24.5201-0164.3 331414	L= 164
1.6 i	55	01/93→03/99	←	→ 1L-ZD342000	2	24.5170-0315.3 331309	L= 315
1.6 i	74	11/96→03/99	←	→ 09/98; 1L-ZD342001→	2	83.6113-0321.3 330621	L= 320
1.9 D	47	12/95→03/99	➔	→ 09/98	2	24.5201-0164.3 331414	L= 164
1.9 TDI	66	08/95→03/99	←	→ 09/98	2	24.5201-0164.3 331414	L= 164
1.9 TDI	81	11/96→03/99	←	→ 03/94; 1L-ZD342001→	2	83.6113-0321.3 330621	L= 320
1.8 16V	92	05/91→03/99	←	09/91→; → 1L-ZD342000	2	83.6225-0287.3 330735	L= 285
1.8 16V	98	05/91→03/99	➔	09/91→ 03/94	2	24.5170-0161.3 331308	L= 161
1.8 i	65	05/91→12/96	←	09/91→; → 1L-ZD342000	2	24.5170-0315.3 331309	L= 315
			←	1L-ZD342001→	2	83.6113-0321.3 330621	L= 320
			➔	09/91→	2	24.5201-0164.3 331414	L= 164
1.8 i	66	11/93→12/96	←	→ 1L-ZD342000	2	24.5170-0315.3 331309	L= 315
			←	1L-ZD342001→	2	83.6113-0321.3 330621	L= 320
			➔		2	24.5201-0164.3 331414	L= 164
2.0 i	85	05/91→03/99	←	→ 09/98; 1L-ZD342001→	2	83.6113-0321.3 330621	L= 320
			←	09/91→; → 1L-ZD342000	2	83.6225-0287.3 330735	L= 285
			➔	09/91→ 09/98	2	24.5170-0161.3 331308	L= 161
2.0 i 16V	110	11/93→03/99	←	→ 09/98; 1L-ZD342001→	2	83.6113-0321.3 330621	L= 320
			←	03/94→; → 1L-ZD342000	2	83.6225-0287.3 330735	L= 285
			➔	03/94→ 09/98	2	24.5170-0161.3 331308	L= 161
<b>SEAT - TOLEDO II (1M2) 10/98→05/06</b>							
<b> Bremssattel</b>							
1.4 16V	55	01/00→05/02	←	☐; +PR 1LQ,1LR,1LS		11.9541-9549.2 220575	ATE Ø 54 - Halter
			←	☐; +PR 1LQ,1LR,1LS		11.9541-9550.2 220576	ATE Ø 54 - Halter
			←	☐; +PR 1LJ,1ZQ		11.9541-9595.2 220501	ATE Ø 54 - Halter
			←	☐; +PR 1LJ,1ZQ		11.9541-9596.2 220502	ATE Ø 54 - Halter
			←	☐; +PR 1LN,1LE,1ZE,1ZH		24.3541-8523.5 240551	ATE Ø 54 - Halter
			←	☐; +PR 1LN,1LE,1ZE,1ZH		24.3541-8524.5 240552	ATE Ø 54 - Halter
			➔	☐; → 1M-Y-006500; +PR 1KP		24.3384-1723.7 220523	TRW Ø 38 - Halter
			➔	☐; → 1M-Y-006500; +PR 1KP		24.3384-1724.7 220524	TRW Ø 38 - Halter
			➔	☐; 1M-Y-006501→; +PR 1KK,1KQ		24.3384-1729.5 240816	TRW Ø 38 - Halter
			➔	☐; 1M-Y-006501→; +PR 1KK,1KQ		24.3384-1730.5 240817	TRW Ø 38 - Halter
			➔	☐; +PR 1KY,2EE		24.3384-1745.7 220609	TRW Ø 38 - Halter
			➔	☐; 1M-Y-006501→; +PR 1KP		24.3414-1705.7 220549	TRW Ø 41 - Halter
			➔	☐; 1M-Y-006501→; +PR 1KP		24.3414-1706.7 220550	TRW Ø 41 - Halter
1.6	74	10/98→07/04	←	☐; +PR 1LQ,1LR,1LS		11.9541-9549.2 220575	ATE Ø 54 - Halter
1.8 20V	92	10/98→07/04	←	☐; +PR 1LQ,1LR,1LS		11.9541-9550.2 220576	ATE Ø 54 - Halter
1.9 TDI	110	10/00→07/04	←	☐; +PR 1LQ,1LR,1LS		11.9541-9550.2 220576	ATE Ø 54 - Halter
2.3 V5	110	10/98→11/00	←	☐; +PR 1LJ,1ZQ		11.9541-9595.2 220501	ATE Ø 54 - Halter
2.3 V5 20V	125	09/00→11/03	←	☐; +PR 1LJ,1ZQ		11.9541-9596.2 220502	ATE Ø 54 - Halter
2.8	150	10/00→07/01	←	☐; +PR 1LN,1LE,1ZE,1ZH		24.3541-8523.5 240551	ATE Ø 54 - Halter
			←	☐; +PR 1LN,1LE,1ZE,1ZH		24.3541-8524.5 240552	ATE Ø 54 - Halter
			➔	☐; 1M-Y-006501→; +PR 1KK,1KQ		24.3384-1729.5 240816	TRW Ø 38 - Halter
			➔	☐; 1M-Y-006501→; +PR 1KK,1KQ		24.3384-1730.5 240817	TRW Ø 38 - Halter


















	kw			 	! #		
<b>SEAT - TOLEDO II (1M2) 10/98→05/06</b>							
<b>Bremssattel</b>							
1.6	74	10/98→07/04	➡	☐; +PR 1KY,2EE	24.3384-1745.7	220609	TRW Ø 38 - Halter
1.8 20V	92	10/98→07/04	➡	☐; → 1M-Y-006500; +PR 1KP	24.3414-1703.7	220535	Ø 41 - Halter
1.9 TDI	110	10/00→07/04	➡	☐; → 1M-Y-006500; +PR 1KP	24.3414-1704.7	220536	Ø 41 - Halter
2.3 V5	110	10/98→11/00	➡	☐; → 1M-Y-006500; +PR 1KP	24.3414-1704.7	220536	Ø 41 - Halter
2.3 V5 20V	125	09/00→11/03	➡	☐; 1M-Y-006501→; +PR 1KP	24.3414-1705.7	220549	TRW Ø 41 - Halter
2.8	150	10/00→07/01	➡	☐; 1M-Y-006501→; +PR 1KP	24.3414-1706.7	220550	TRW Ø 41 - Halter
1.6	75	08/05→05/06	➡	☐; → 1M-Y-006500; +PR 1KP	24.3414-1703.7	220535	Ø 41 - Halter
			➡	☐; → 1M-Y-006500; +PR 1KP	24.3414-1704.7	220536	Ø 41 - Halter
1.6 16V	77	06/00→05/06	⬅	☐; → 09/04; +PR 1LQ,1LR,1LS	11.9541-9549.2	220575	ATE Ø 54 - Halter
1.9 TDI	96	05/03→05/06	⬅	☐; → 09/04; +PR 1LQ,1LR,1LS	11.9541-9550.2	220576	ATE Ø 54 - Halter
			⬅	☐; → 09/04; +PR 1LJ,1ZQ	11.9541-9595.2	220501	ATE Ø 54 - Halter
			⬅	☐; → 09/04; +PR 1LJ,1ZQ	11.9541-9596.2	220502	ATE Ø 54 - Halter
			⬅	☐; → 09/04; +PR 1LN,1LE,1ZE,1ZH	24.3541-8523.5	240551	ATE Ø 54 - Halter
			⬅	☐; → 09/04; +PR 1LN,1LE,1ZE,1ZH	24.3541-8524.5	240552	ATE Ø 54 - Halter
			➡	☐; 1M-Y-006501→; → 09/04; +PR 1KK,1KQ	24.3384-1729.5	240816	TRW Ø 38 - Halter
			➡	☐; 1M-Y-006501→; → 09/04; +PR 1KK,1KQ	24.3384-1730.5	240817	TRW Ø 38 - Halter
			➡	☐; → 09/04; +PR 1KY,2EE	24.3384-1745.7	220609	TRW Ø 38 - Halter
			➡	☐; → 1M-Y-006500; +PR 1KP	24.3414-1703.7	220535	Ø 41 - Halter
			➡	☐; → 1M-Y-006500; +PR 1KP	24.3414-1704.7	220536	Ø 41 - Halter
			➡	☐; 1M-Y-006501→; → 09/04; +PR 1KP	24.3414-1705.7	220549	TRW Ø 41 - Halter
			➡	☐; 1M-Y-006501→; → 09/04; +PR 1KP	24.3414-1706.7	220550	TRW Ø 41 - Halter
1.8 20VT	132	09/00→07/04	⬅	☐; 05/01→; +PR 1LQ,1LR,1LS	11.9541-9549.2	220575	ATE Ø 54 - Halter
			⬅	☐; 05/01→; +PR 1LQ,1LR,1LS	11.9541-9550.2	220576	ATE Ø 54 - Halter
			⬅	☐; 05/01→; +PR 1LJ,1ZQ	11.9541-9595.2	220501	ATE Ø 54 - Halter
			⬅	☐; 05/01→; +PR 1LJ,1ZQ	11.9541-9596.2	220502	ATE Ø 54 - Halter
			⬅	☐; 05/01→; +PR 1LN,1LE,1ZE,1ZH	24.3541-8523.5	240551	ATE Ø 54 - Halter
			⬅	☐; 05/01→; +PR 1LN,1LE,1ZE,1ZH	24.3541-8524.5	240552	ATE Ø 54 - Halter
			➡	☐; 1M-Y-006501→; +PR 1KK,1KQ	24.3384-1729.5	240816	TRW Ø 38 - Halter
			➡	☐; 1M-Y-006501→; +PR 1KK,1KQ	24.3384-1730.5	240817	TRW Ø 38 - Halter
			➡	☐; 05/01→; +PR 1KY,2EE	24.3384-1745.7	220609	TRW Ø 38 - Halter
			➡	☐; 05/01→; → 1M-Y-006500; +PR 1KP	24.3414-1703.7	220535	Ø 41 - Halter
			➡	☐; 05/01→; → 1M-Y-006500; +PR 1KP	24.3414-1704.7	220536	Ø 41 - Halter
			➡	☐; 1M-Y-006501→; +PR 1KP	24.3414-1705.7	220549	TRW Ø 41 - Halter
			➡	☐; 1M-Y-006501→; +PR 1KP	24.3414-1706.7	220550	TRW Ø 41 - Halter
1.9 TDI	66	03/99→07/04	⬅	☐; +PR 1LQ,1LR,1LS	11.9541-9549.2	220575	ATE Ø 54 - Halter
			⬅	☐; +PR 1LQ,1LR,1LS	11.9541-9550.2	220576	ATE Ø 54 - Halter
			⬅	☐; 04/99→; +PR 1ZQ	11.9541-9595.2	220501	ATE Ø 54 - Halter
			⬅	☐; 04/99→; +PR 1ZQ	11.9541-9596.2	220502	ATE Ø 54 - Halter
			⬅	☐; 04/99→; +PR 1LN,1LE,1ZE,1ZH	24.3541-8523.5	240551	ATE Ø 54 - Halter
			⬅	☐; 04/99→; +PR 1LN,1LE,1ZE,1ZH	24.3541-8524.5	240552	ATE Ø 54 - Halter
			➡	☐; 1M-Y-006501→; +PR 1KK,1KQ	24.3384-1729.5	240816	TRW Ø 38 - Halter
			➡	☐; 1M-Y-006501→; +PR 1KK,1KQ	24.3384-1730.5	240817	TRW Ø 38 - Halter
			➡	☐; 04/99→; +PR 1KY,2EE	24.3384-1745.7	220609	TRW Ø 38 - Halter
			➡	☐; → 1M-Y-006500; +PR 1KP	24.3414-1703.7	220535	Ø 41 - Halter
			➡	☐; → 1M-Y-006500; +PR 1KP	24.3414-1704.7	220536	Ø 41 - Halter
			➡	☐; 1M-Y-006501→; +PR 1KP	24.3414-1705.7	220549	TRW Ø 41 - Halter
			➡	☐; 1M-Y-006501→; +PR 1KP	24.3414-1706.7	220550	TRW Ø 41 - Halter
1.9 TDI	81	10/98→07/04	⬅	☐; +PR 1LQ,1LR,1LS	11.9541-9549.2	220575	ATE Ø 54 - Halter
			⬅	☐; +PR 1LQ,1LR,1LS	11.9541-9550.2	220576	ATE Ø 54 - Halter
			⬅	☐; +PR 1ZQ	11.9541-9595.2	220501	ATE Ø 54 - Halter
			⬅	☐; +PR 1ZQ	11.9541-9596.2	220502	ATE Ø 54 - Halter
			⬅	☐; +PR 1LN,1LE,1ZE,1ZH	24.3541-8523.5	240551	ATE Ø 54 - Halter
↓							

	kw			 	! #			
<b>SEAT - TOLEDO II (1M2) 10/98→05/06</b>								
<b>Bremssattel</b>								
1.9 TDI	81	10/98→07/04	←	☐; +PR 1LN,1LE,1ZE,1ZH	24.3541-8524.5	240552	ATE Ø 54 - Halter	
			→	☐; 1M-Y-006501→; +PR 1KK,1KQ	24.3384-1729.5	240816	TRW Ø 38 - Halter	
			→	☐; 1M-Y-006501→; +PR 1KK,1KQ	24.3384-1730.5	240817	TRW Ø 38 - Halter	
			→	☐; +PR 1KY,2EE	24.3384-1745.7	220609	TRW Ø 38 - Halter	
			→	☐; → 1M-Y-006500; +PR 1KP	24.3414-1703.7	220535	Ø 41 - Halter	
			→	☐; → 1M-Y-006500; +PR 1KP	24.3414-1704.7	220536	Ø 41 - Halter	
			→	☐; 1M-Y-006501→; +PR 1KP	24.3414-1705.7	220549	TRW Ø 41 - Halter	
→	☐; 1M-Y-006501→; +PR 1KP	24.3414-1706.7	220550	TRW Ø 41 - Halter				
<b>Halter, Bremssattel</b>								
1.4 16V	55	01/00→05/02	←	+PR 1LJ,1ZQ	2	11.0230-0451.1	260130	ATE
1.6	74	10/98→07/04						
1.8 20V	92	10/98→07/04	←	+PR 1LN,1LE,1ZE,1ZH	2	11.8170-0306.1	260102	ATE
1.9 TDI	110	10/00→07/04						
2.3 V5	110	10/98→11/00						
2.3 V5 20V	125	09/00→11/03						
2.8	150	10/00→07/01						
1.6 16V	77	06/00→05/06	←	→ 09/04; +PR 1LJ,1ZQ	2	11.0230-0451.1	260130	ATE
1.9 TDI	96	05/03→05/06	←	→ 09/04; +PR 1LN,1LE,1ZE,1ZH	2	11.8170-0306.1	260102	ATE
1.8 20VT	132	09/00→07/04	←	05/01→; +PR 1LJ,1ZQ	2	11.0230-0451.1	260130	ATE
			←	05/01→; +PR 1LN,1LE,1ZE,1ZH	2	11.8170-0306.1	260102	ATE
1.9 TDI	66	03/99→07/04	←	04/99→; +PR 1ZQ	2	11.0230-0451.1	260130	ATE
			←	04/99→; +PR 1LN,1LE,1ZE,1ZH	2	11.8170-0306.1	260102	ATE
1.9 TDI	81	10/98→07/04	←	+PR 1ZQ	2	11.0230-0451.1	260130	ATE
			←	+PR 1LN,1LE,1ZE,1ZH	2	11.8170-0306.1	260102	ATE
<b>Feder, Bremssattel</b>								
1.4 16V	55	01/00→05/02		+PR 1LN,1LE,1ZE,1ZH	2	11.8116-0143.1	390513	ATE
1.6	74	10/98→07/04						
1.8 20V	92	10/98→07/04		+PR 1LJ,1ZQ	2	11.8116-0143.1	390513	ATE
1.9 TDI	110	10/00→07/04						
2.3 V5	110	10/98→11/00						
2.3 V5 20V	125	09/00→11/03						
2.8	150	10/00→07/01						
1.6 16V	77	06/00→05/06		→ 09/04; +PR 1LJ,1ZQ	2	11.8116-0143.1	390513	ATE
1.9 TDI	96	05/03→05/06		→ 09/04; +PR 1LN,1LE,1ZE,1ZH	2	11.8116-0143.1	390513	ATE
1.8 20VT	132	09/00→07/04		05/01→; +PR 1LJ,1ZQ	2	11.8116-0143.1	390513	ATE
				05/01→; +PR 1LN,1LE,1ZE,1ZH	2	11.8116-0143.1	390513	ATE
1.9 TDI	66	03/99→07/04		04/99→; +PR 1LN,1LE,1ZE,1ZH	2	11.8116-0143.1	390513	ATE
				04/99→; +PR 1ZQ	2	11.8116-0143.1	390513	ATE
1.9 TDI	81	10/98→07/04		+PR 1ZQ	2	11.8116-0143.1	390513	ATE
				+PR 1LN,1LE,1ZE,1ZH	2	11.8116-0143.1	390513	ATE
<b>Führungshülzensatz, Bremssattel</b>								
1.4 16V	55	01/00→05/02	←	+PR 1LJ,1ZQ		11.0101-5409.2	260035	ATE
1.6	74	10/98→07/04						
1.8 20V	92	10/98→07/04	←	+PR 1LN,1LE,1ZE,1ZH		11.0101-5409.2	260035	ATE
1.9 TDI	110	10/00→07/04						
2.3 V5	110	10/98→11/00	←	+PR 1LQ,1LR,1LS		11.0101-5409.2	260035	ATE
2.3 V5 20V	125	09/00→11/03						
2.8	150	10/00→07/01						
1.6 16V	77	06/00→05/06	←	→ 09/04; +PR 1LJ,1ZQ		11.0101-5409.2	260035	ATE
1.9 TDI	96	05/03→05/06	←	→ 09/04; +PR 1LQ,1LR,1LS		11.0101-5409.2	260035	ATE
			←	→ 09/04; +PR 1LN,1LE,1ZE,1ZH		11.0101-5409.2	260035	ATE
1.8 20VT	132	09/00→07/04	←	05/01→; +PR 1LQ,1LR,1LS		11.0101-5409.2	260035	ATE
			←	05/01→; +PR 1LJ,1ZQ		11.0101-5409.2	260035	ATE
			←	05/01→; +PR 1LN,1LE,1ZE,1ZH		11.0101-5409.2	260035	ATE
1.9 TDI	66	03/99→07/04	←	04/99→; +PR 1LN,1LE,1ZE,1ZH		11.0101-5409.2	260035	ATE
			←	04/99→; +PR 1ZQ		11.0101-5409.2	260035	ATE
			←	+PR 1LQ,1LR,1LS		11.0101-5409.2	260035	ATE
1.9 TDI	81	10/98→07/04	←	+PR 1LN,1LE,1ZE,1ZH		11.0101-5409.2	260035	ATE
			←	+PR 1LQ,1LR,1LS		11.0101-5409.2	260035	ATE
			←	+PR 1ZQ		11.0101-5409.2	260035	ATE





	kw				! #		
<b>SEAT - TOLEDO II (1M2) 10/98→05/06</b>							
<b>Führungsbolzen, Bremssattel</b>							
1.4 16V	55	01/00→05/02		+PR 1LJ,1ZQ		11.8171-0008.1 990049	ATE
1.6	74	10/98→07/04	←	+PR 1LN,1LE,1ZE,1ZH		11.8171-0008.1 990049	ATE
1.8 20V	92	10/98→07/04					
1.9 TDI	110	10/00→07/04	←	+PR 1LQ,1LR,1LS		11.8171-0069.1 250152	ATE
2.3 V5	110	10/98→11/00					
2.3 V5 20V	125	09/00→11/03					
2.8	150	10/00→07/01					
1.6 16V	77	06/00→05/06		→ 09/04; +PR 1LJ,1ZQ		11.8171-0008.1 990049	ATE
1.9 TDI	96	05/03→05/06	←	→ 09/04; +PR 1LN,1LE,1ZE,1ZH		11.8171-0008.1 990049	ATE
			←	→ 09/04; +PR 1LQ,1LR,1LS		11.8171-0069.1 250152	ATE
1.8 20VT	132	09/00→07/04		05/01→; +PR 1LJ,1ZQ		11.8171-0008.1 990049	ATE
			←	05/01→; +PR 1LN,1LE,1ZE,1ZH		11.8171-0008.1 990049	ATE
			←	05/01→; +PR 1LQ,1LR,1LS		11.8171-0069.1 250152	ATE
1.9 TDI	66	03/99→07/04		04/99→; +PR 1ZQ		11.8171-0008.1 990049	ATE
			←	04/99→; +PR 1LN,1LE,1ZE,1ZH		11.8171-0008.1 990049	ATE
			←	+PR 1LQ,1LR,1LS		11.8171-0069.1 250152	ATE
1.9 TDI	81	10/98→07/04		+PR 1ZQ		11.8171-0008.1 990049	ATE
			←	+PR 1LN,1LE,1ZE,1ZH		11.8171-0008.1 990049	ATE
			←	+PR 1LQ,1LR,1LS		11.8171-0069.1 250152	ATE
<b>Dichtungssatz, Bremssattel</b>							
1.4 16V	55	01/00→05/02		+PR 1LJ,1ZQ		11.0441-5409.2 250031	ATE
1.6	74	10/98→07/04	←	+PR 1LN,1LE,1ZE,1ZH		11.0441-5409.2 250031	ATE
1.8 20V	92	10/98→07/04					
1.9 TDI	110	10/00→07/04					
2.3 V5	110	10/98→11/00					
2.3 V5 20V	125	09/00→11/03					
2.8	150	10/00→07/01					
1.6 16V	77	06/00→05/06		→ 09/04; +PR 1LJ,1ZQ		11.0441-5409.2 250031	ATE
1.9 TDI	96	05/03→05/06	←	→ 09/04; +PR 1LN,1LE,1ZE,1ZH		11.0441-5409.2 250031	ATE
1.8 20VT	132	09/00→07/04		05/01→; +PR 1LJ,1ZQ		11.0441-5409.2 250031	ATE
			←	05/01→; +PR 1LN,1LE,1ZE,1ZH		11.0441-5409.2 250031	ATE
1.9 TDI	66	03/99→07/04		04/99→; +PR 1ZQ		11.0441-5409.2 250031	ATE
			←	04/99→; +PR 1LN,1LE,1ZE,1ZH		11.0441-5409.2 250031	ATE
1.9 TDI	81	10/98→07/04		+PR 1ZQ		11.0441-5409.2 250031	ATE
			←	+PR 1LN,1LE,1ZE,1ZH		11.0441-5409.2 250031	ATE
<b>Bremsschlauch</b>							
1.4 16V	55	01/00→05/02	←		2	24.5143-0439.3 331411	L= 439
1.6	74	10/98→07/04	→	☐ / am Bremssattel		24.1253-0010.3 331066	L= 233 mit Rohrleitung
1.8 20V	92	10/98→07/04	→	☐ / am Bremssattel		24.1253-0020.3 331067	L= 233 mit Rohrleitung
1.9 TDI	66	03/99→07/04	→				
1.9 TDI	81	10/98→07/04	→				
1.9 TDI	110	10/00→07/04	→		2	83.7858-0140.3 330837	L= 140
2.3 V5	110	10/98→11/00					
2.3 V5 20V	125	09/00→11/03					
2.8	150	10/00→07/01					
1.6 16V	77	06/00→05/06	←	→ 09/04	2	24.5143-0439.3 331411	L= 439
1.9 TDI	96	05/03→05/06	→	☐ / am Bremssattel; → 09/04		24.1253-0010.3 331066	L= 233 mit Rohrleitung
			→	☐ / am Bremssattel; → 09/04		24.1253-0020.3 331067	L= 233 mit Rohrleitung
			→	→ 09/04	2	83.7858-0140.3 330837	L= 140
1.8 20VT	132	09/00→07/04	←	05/01→	2	24.5143-0439.3 331411	L= 439
			→	☐ / am Bremssattel; 05/01→		24.1253-0010.3 331066	L= 233 mit Rohrleitung
			→	☐ / am Bremssattel; 05/01→		24.1253-0020.3 331067	L= 233 mit Rohrleitung
			→	05/01→	2	83.7858-0140.3 330837	L= 140
<b>SEAT - TOLEDO III (5P2) 04/04→05/09</b>							
<b>Bremssattel</b>							
1.4 16V	63	05/06→05/09	←	☐; → 03/09; +PR 1ZF		11.9541-9549.2 220575	ATE Ø 54 - Halter
1.4 TSI	92	11/07→05/09	←	☐; → 03/09; +PR 1ZF		11.9541-9550.2 220576	ATE Ø 54 - Halter
1.6	75	10/04→05/09	←				
1.8 TFSI	118	01/07→05/09	←	☐; → 03/09; +PR 1ZE		11.9541-9553.2 220563	ATE Ø 54 - Halter
1.9 TDI	77	10/04→05/09	←				
2.0 FSI	110	10/04→05/09	←	☐; → 03/09; +PR 1ZE		11.9541-9554.2 220564	ATE Ø 54 - Halter
2.0 TDI	103	11/05→05/09	→	☐; → 03/09; +PR 1KD		24.3384-1755.5 240886	TRW Ø 38 - Halter
2.0 TDI	125	01/06→05/09					
2.0 TFSI	147	11/05→05/09					
↓							

	kw			 	! #			
<b>SEAT - TOLEDO III (5P2) 04/04→05/09</b>								
<b> Bremssattel</b>								
1.4 16V	63	05/06→05/09	➡	☐; → 03/09; +PR 1KD		24.3384-1756.5	240887	TRW Ø 38 - Halter
1.4 TSI	92	11/07→05/09	➡	☐; → 03/09; +PR 1KJ		24.3387-1717.7	220757	TRW Ø 38 - Halter
1.6	75	10/04→05/09	➡	☐; → 03/09; +PR 1KJ		24.3387-1718.5	240873	TRW Ø 38 - Halter
1.8 TFSI	118	01/07→05/09	➡	☐; → 03/09; +PR 1KJ		24.3387-1718.5	240873	TRW Ø 38 - Halter
1.9 TDI	77	10/04→05/09	➡	☐; → 03/09; +PR 1KF,1KZ		24.3414-1709.5	240834	TRW Ø 41 - Halter
2.0 FSI	110	10/04→05/09	➡	☐; → 03/09; +PR 1KF,1KZ		24.3414-1710.5	240835	TRW Ø 41 - Halter
2.0 TDI	103	11/05→05/09	➡	☐; → 03/09; +PR 1KF,1KZ		24.3414-1710.5	240835	TRW Ø 41 - Halter
2.0 TDI	125	01/06→05/09	➡	☐; → 03/09; +PR 1KF,1KZ		24.3414-1710.5	240835	TRW Ø 41 - Halter
2.0 TFSI	147	11/05→05/09	➡	☐; → 03/09; +PR 1KF,1KZ		24.3414-1710.5	240835	TRW Ø 41 - Halter
2.0 TDI	100	09/04→05/09	←	☐; 10/04→ 03/09; +PR 1ZF		11.9541-9549.2	220575	ATE Ø 54 - Halter
2.0 TDI 16V	103	04/04→05/09	←	☐; 10/04→ 03/09; +PR 1ZF		11.9541-9550.2	220576	ATE Ø 54 - Halter
			←	☐; 10/04→ 03/09; +PR 1ZE		11.9541-9553.2	220563	ATE Ø 54 - Halter
			←	☐; 10/04→ 03/09; +PR 1ZE		11.9541-9554.2	220564	ATE Ø 54 - Halter
			➡	☐; 10/04→ 03/09; +PR 1KD		24.3384-1755.5	240886	TRW Ø 38 - Halter
			➡	☐; 10/04→ 03/09; +PR 1KD		24.3384-1756.5	240887	TRW Ø 38 - Halter
			➡	☐; 10/04→ 03/09; +PR 1KJ		24.3387-1717.7	220757	TRW Ø 38 - Halter
			➡	☐; 10/04→ 03/09; +PR 1KJ		24.3387-1718.5	240873	TRW Ø 38 - Halter
			➡	☐; 10/04→ 03/09; +PR 1KF,1KZ		24.3414-1709.5	240834	TRW Ø 41 - Halter
			➡	☐; 10/04→ 03/09; +PR 1KF,1KZ		24.3414-1710.5	240835	TRW Ø 41 - Halter
<b>Feder, Bremssattel</b>								
1.4 16V	63	05/06→05/09	←	→ 03/09; +PR 1ZE	2	11.8116-0351.1	390538	ATE
1.4 TSI	92	11/07→05/09						
1.6	75	10/04→05/09						
1.8 TFSI	118	01/07→05/09						
1.9 TDI	77	10/04→05/09						
2.0 FSI	110	10/04→05/09						
2.0 TDI	103	11/05→05/09						
2.0 TDI	125	01/06→05/09						
2.0 TFSI	147	11/05→05/09						
2.0 TDI	100	09/04→05/09	←	10/04→ 03/09; +PR 1ZE	2	11.8116-0351.1	390538	ATE
2.0 TDI 16V	103	04/04→05/09						
<b>Führungshülzensatz, Bremssattel</b>								
1.4 16V	63	05/06→05/09	←	→ 03/09; +PR 1ZE		11.0101-5409.2	260035	ATE
1.4 TSI	92	11/07→05/09						
1.6	75	10/04→05/09						
1.8 TFSI	118	01/07→05/09						
1.9 TDI	77	10/04→05/09						
2.0 FSI	110	10/04→05/09						
2.0 TDI	103	11/05→05/09						
2.0 TDI	125	01/06→05/09						
2.0 TFSI	147	11/05→05/09						
2.0 TDI	100	09/04→05/09	←	10/04→ 03/09; +PR 1ZE		11.0101-5409.2	260035	ATE
2.0 TDI 16V	103	04/04→05/09						
<b>Führungsbolzen, Bremssattel</b>								
1.4 16V	63	05/06→05/09		→ 03/09; +PR 1ZE		11.8171-0008.1	990049	ATE
1.4 TSI	92	11/07→05/09						
1.6	75	10/04→05/09		→ 03/09; +PR 1ZF		11.8171-0069.1	250152	ATE
1.8 TFSI	118	01/07→05/09						
1.9 TDI	77	10/04→05/09						
2.0 FSI	110	10/04→05/09						
2.0 TDI	103	11/05→05/09						
2.0 TDI	125	01/06→05/09						
2.0 TFSI	147	11/05→05/09						
2.0 TDI	100	09/04→05/09		10/04→ 03/09; +PR 1ZE		11.8171-0008.1	990049	ATE
2.0 TDI 16V	103	04/04→05/09		10/04→ 03/09; +PR 1ZF		11.8171-0069.1	250152	ATE
<b> Bremsschlauch</b>								
1.4 16V	63	05/06→05/09	←	→ 03/09	2	24.5143-0564.3	331433	L= 564
1.4 TSI	92	11/07→05/09						
1.6	75	10/04→05/09	➡	→ 03/09	2	24.5204-0233.3	331430	L= 233
1.8 TFSI	118	01/07→05/09						
1.9 TDI	77	10/04→05/09						
2.0 FSI	110	10/04→05/09						
2.0 TDI	103	11/05→05/09						
2.0 TDI	125	01/06→05/09						
2.0 TFSI	147	11/05→05/09						
2.0 TDI	100	09/04→05/09	←	10/04→ 03/09	2	24.5143-0564.3	331433	L= 564
2.0 TDI 16V	103	04/04→05/09	➡	10/04→ 03/09	2	24.5204-0233.3	331430	L= 233

**SEAT - TOLEDO IV (KG3) 07/12→**

**Bremssattel**

1.2	55	07/12→	←	☐; +PR 1ZG	11.9541-9549.2	220575	ATE Ø 54 - Halter
1.2 TSI	63	07/12→	←	☐; +PR 1ZG	11.9541-9550.2	220576	ATE Ø 54 - Halter
1.2 TSI	77	07/12→	←	☐; +PR 1ZG	11.9541-9553.2	220563	ATE Ø 54 - Halter
1.4 TSI	90	07/12→	←	☐; für Bremsscheibendurchmesser [mm]: 288	11.9541-9553.2	220563	ATE Ø 54 - Halter
1.6	77	07/13→	←	☐; für Bremsscheibendurchmesser [mm]: 288	11.9541-9554.2	220564	ATE Ø 54 - Halter
1.6 TDI	66	06/13→	←	☐; für Bremsscheibendurchmesser [mm]: 288	11.9541-9554.2	220564	ATE Ø 54 - Halter
1.6 TDI	77	07/12→	←	☐; für Bremsscheibendurchmesser [mm]: 288	11.9541-9554.2	220564	ATE Ø 54 - Halter
			→	☐	24.3387-1735.5	240657	TRW Ø 38 - Halter
			→	☐	24.3387-1736.5	240658	TRW Ø 38 - Halter
1.2 TSI	66	05/15→	←	☐; +PR 1ZC	11.9541-9553.2	220563	ATE Ø 54 - Halter
1.2 TSI	81	05/15→	←	☐; +PR 1ZC	11.9541-9554.2	220564	ATE Ø 54 - Halter
1.4 TDI	66	05/15→	←	☐; +PR 1ZC	11.9541-9554.2	220564	ATE Ø 54 - Halter
1.4 TSI	92	05/15→	→	☐	24.3387-1735.5	240657	TRW Ø 38 - Halter
1.6 TDI	85	05/15→	→	☐	24.3387-1736.5	240658	TRW Ø 38 - Halter

**Feder, Bremssattel**

1.2	55	07/12→		für Bremsscheibendurchmesser [mm]: 288	2	11.8116-0351.1	390538	ATE
1.2 TSI	63	07/12→		für Bremsscheibendurchmesser [mm]: 288	2	11.8116-0351.1	390538	ATE
1.2 TSI	77	07/12→		für Bremsscheibendurchmesser [mm]: 288	2	11.8116-0351.1	390538	ATE
1.4 TSI	90	07/12→		für Bremsscheibendurchmesser [mm]: 288	2	11.8116-0351.1	390538	ATE
1.6	77	07/13→		für Bremsscheibendurchmesser [mm]: 288	2	11.8116-0351.1	390538	ATE
1.6 TDI	66	06/13→		für Bremsscheibendurchmesser [mm]: 288	2	11.8116-0351.1	390538	ATE
1.6 TDI	77	07/12→		für Bremsscheibendurchmesser [mm]: 288	2	11.8116-0351.1	390538	ATE
1.2 TSI	66	05/15→		+PR 1ZC	2	11.8116-0351.1	390538	ATE
1.2 TSI	81	05/15→		+PR 1ZC	2	11.8116-0351.1	390538	ATE
1.4 TDI	66	05/15→		+PR 1ZC	2	11.8116-0351.1	390538	ATE
1.4 TSI	92	05/15→		+PR 1ZC	2	11.8116-0351.1	390538	ATE
1.6 TDI	85	05/15→		+PR 1ZC	2	11.8116-0351.1	390538	ATE

**Führungshülzensatz, Bremssattel**

1.2	55	07/12→	←	für Bremsscheibendurchmesser [mm]: 288	11.0101-5407.2	260011	ATE
1.2 TSI	63	07/12→	←	für Bremsscheibendurchmesser [mm]: 288	11.0101-5407.2	260011	ATE
1.2 TSI	77	07/12→	←	+PR 1ZG	11.0101-5409.2	260035	ATE
1.4 TSI	90	07/12→	←	+PR 1ZG	11.0101-5409.2	260035	ATE
1.6	77	07/13→	←	+PR 1ZG	11.0101-5409.2	260035	ATE
1.6 TDI	66	06/13→	←	+PR 1ZG	11.0101-5409.2	260035	ATE
1.6 TDI	77	07/12→	←	+PR 1ZG	11.0101-5409.2	260035	ATE
1.2 TSI	66	05/15→	←	+PR 1ZC	11.0101-5407.2	260011	ATE
1.2 TSI	81	05/15→	←	+PR 1ZC	11.0101-5407.2	260011	ATE
1.4 TDI	66	05/15→	←	+PR 1ZC	11.0101-5407.2	260011	ATE
1.4 TSI	92	05/15→	←	+PR 1ZC	11.0101-5407.2	260011	ATE
1.6 TDI	85	05/15→	←	+PR 1ZC	11.0101-5407.2	260011	ATE

**Führungsbolzen, Bremssattel**

1.2	55	07/12→		für Bremsscheibendurchmesser [mm]: 288	11.8171-0008.1	990049	ATE
1.2 TSI	63	07/12→		für Bremsscheibendurchmesser [mm]: 288	11.8171-0008.1	990049	ATE
1.2 TSI	77	07/12→		+PR 1ZG	11.8171-0008.1	990049	ATE
1.4 TSI	90	07/12→		+PR 1ZG	11.8171-0008.1	990049	ATE
1.6	77	07/13→		+PR 1ZG	11.8171-0008.1	990049	ATE
1.6 TDI	66	06/13→		+PR 1ZG	11.8171-0008.1	990049	ATE
1.6 TDI	77	07/12→		+PR 1ZG	11.8171-0008.1	990049	ATE
1.2 TSI	66	05/15→		+PR 1ZC	11.8171-0008.1	990049	ATE
1.2 TSI	81	05/15→		+PR 1ZC	11.8171-0008.1	990049	ATE
1.4 TDI	66	05/15→		+PR 1ZC	11.8171-0008.1	990049	ATE
1.4 TSI	92	05/15→		+PR 1ZC	11.8171-0008.1	990049	ATE
1.6 TDI	85	05/15→		+PR 1ZC	11.8171-0008.1	990049	ATE










**Bremsschlauch**

1.2	55	07/12→	←		2	24.5143-0544.3	331420	L= 544
1.2 TSI	63	07/12→	→	☐ / am Bremssattel		24.1253-0010.3	331066	L= 233 mit Rohrleitung
1.2 TSI	66	05/15→	→	☐ / am Bremssattel		24.1253-0020.3	331067	L= 233 mit Rohrleitung
1.2 TSI	77	07/12→	→	☐ / am Bremssattel		24.1253-0020.3	331067	L= 233 mit Rohrleitung
1.2 TSI	81	05/15→	→	☐ / am Bremssattel		24.1253-0020.3	331067	L= 233 mit Rohrleitung
1.4 TDI	66	05/15→	→		2	83.7858-0140.3	330837	L= 140
1.4 TSI	90	07/12→	→		2	83.7858-0140.3	330837	L= 140
1.4 TSI	92	05/15→	→		2	83.7858-0140.3	330837	L= 140
1.6	77	07/13→	→		2	83.7858-0140.3	330837	L= 140
1.6 TDI	66	06/13→	→		2	83.7858-0140.3	330837	L= 140
1.6 TDI	77	07/12→	→		2	83.7858-0140.3	330837	L= 140
1.6 TDI	85	05/15→	→		2	83.7858-0140.3	330837	L= 140

**SKODA - CITIGO 10/11→**

**Bremssattel**

1.0	44	10/11→	←	☐; 05/12→	11.9541-9549.2	220575	ATE Ø 54 - Halter
1.0	55	10/11→					

	kw			 	! #			
<b>SKODA - CITIGO 10/11→</b>								
 <b>Bremssattel</b>								
1.0	44	10/11→	←	☐; 05/12→		11.9541-9550.2	220576	ATE Ø 54 - Halter
1.0	55	10/11→	←					
1.0 CNG	50	11/12→	←	☐		11.9541-9549.2	220575	ATE Ø 54 - Halter
			←	☐		11.9541-9550.2	220576	ATE Ø 54 - Halter
<b>SKODA - FABIA I (6Y2) 08/99→03/08</b>								
 <b>Bremssattel</b>								
1.0	37	12/99→08/02	←	☐; 02/00→; +PR 1LQ;1LR		11.9541-9549.2	220575	ATE Ø 54 - Halter
1.4	50	08/99→05/03	←	☐; 02/00→; +PR 1LQ;1LR		11.9541-9550.2	220576	ATE Ø 54 - Halter
			←	☐; 02/00→; +PR 1LB;1LM		24.3481-1735.5	240283	ATE Ø 48 - Halter
			←	☐; 02/00→; +PR 1LB;1LM		24.3481-1736.5	240284	ATE Ø 48 - Halter
			←	☐; 02/00→; +PR 1LN;1LP		24.3541-1797.7	220553	TRW Ø 54 - Halter
			←	☐; 02/00→; +PR 1LN;1LP		24.3541-1798.7	220554	TRW Ø 54 - Halter
1.2	40	08/02→03/08	←	☐; → 12/07; +PR 1LQ;1LR		11.9541-9549.2	220575	ATE Ø 54 - Halter
1.2	47	01/03→03/08	←	☐; → 12/07; +PR 1LQ;1LR		11.9541-9550.2	220576	ATE Ø 54 - Halter
1.9 SDI	47	12/99→03/08	←	☐; → 12/07; +PR 1LB;1LM		24.3481-1735.5	240283	ATE Ø 48 - Halter
			←	☐; → 12/07; +PR 1LB;1LM		24.3481-1736.5	240284	ATE Ø 48 - Halter
			←	☐; → 12/07; +PR 1LN;1LP		24.3541-1797.7	220553	TRW Ø 54 - Halter
			←	☐; → 12/07; +PR 1LN;1LP		24.3541-1798.7	220554	TRW Ø 54 - Halter
1.4	44	08/00→08/02	←	☐; +PR 1LQ;1LR		11.9541-9549.2	220575	ATE Ø 54 - Halter
			←	☐; +PR 1LQ;1LR		11.9541-9550.2	220576	ATE Ø 54 - Halter
			←	☐; +PR 1LB;1LM		24.3481-1735.5	240283	ATE Ø 48 - Halter
			←	☐; +PR 1LB;1LM		24.3481-1736.5	240284	ATE Ø 48 - Halter
			←	☐; +PR 1LN;1LP		24.3541-1797.7	220553	TRW Ø 54 - Halter
			←	☐; +PR 1LN;1LP		24.3541-1798.7	220554	TRW Ø 54 - Halter
1.4 16V	55	12/99→03/08	←	☐; → 12/07; +PR 1LQ;1LR		11.9541-9549.2	220575	ATE Ø 54 - Halter
1.4 16V	74	12/99→03/08	←	☐; → 12/07; +PR 1LQ;1LR		11.9541-9550.2	220576	ATE Ø 54 - Halter
1.4 TDI	51	10/05→03/08	←	☐; → 12/07; +PR 1LB;1LM		24.3481-1735.5	240283	ATE Ø 48 - Halter
1.4 TDI	55	04/03→03/08	←	☐; → 12/07; +PR 1LB;1LM		24.3481-1736.5	240284	ATE Ø 48 - Halter
1.4 TDI	59	10/05→03/08	←	☐; → 12/07; +PR 1LB;1LM		24.3481-1736.5	240284	ATE Ø 48 - Halter
2.0	85	12/99→03/08	←	☐; → 12/07; +PR 1LN;1LP		24.3541-1797.7	220553	TRW Ø 54 - Halter
			←	☐; → 12/07; +PR 1LN;1LP		24.3541-1798.7	220554	TRW Ø 54 - Halter
			→	☐; → 12/07; +PR 1KK		24.3384-1729.5	240816	TRW Ø 38 - Halter
			→	☐; → 12/07; +PR 1KK		24.3384-1730.5	240817	TRW Ø 38 - Halter
1.9 TDI	74	01/00→03/08	←	☐; 02/00→ 12/07; +PR 1LQ;1LR		11.9541-9549.2	220575	ATE Ø 54 - Halter
			←	☐; 02/00→ 12/07; +PR 1LQ;1LR		11.9541-9550.2	220576	ATE Ø 54 - Halter
			←	☐; 02/00→ 12/07; +PR 1LB;1LM		24.3481-1735.5	240283	ATE Ø 48 - Halter
			←	☐; 02/00→ 12/07; +PR 1LB;1LM		24.3481-1736.5	240284	ATE Ø 48 - Halter
			←	☐; 02/00→ 12/07; +PR 1LN;1LP		24.3541-1797.7	220553	TRW Ø 54 - Halter
			←	☐; 02/00→ 12/07; +PR 1LN;1LP		24.3541-1798.7	220554	TRW Ø 54 - Halter
			→	☐; 02/00→ 12/07; +PR 1KK		24.3384-1729.5	240816	TRW Ø 38 - Halter
			→	☐; 02/00→ 12/07; +PR 1KK		24.3384-1730.5	240817	TRW Ø 38 - Halter
1.9 TDI RS	96	06/03→03/08	←	☐; 09/03→ 12/07; +PR 1LQ;1LR		11.9541-9549.2	220575	ATE Ø 54 - Halter
			←	☐; 09/03→ 12/07; +PR 1LQ;1LR		11.9541-9550.2	220576	ATE Ø 54 - Halter
			←	☐; 09/03→ 12/07; +PR 1LB;1LM		24.3481-1735.5	240283	ATE Ø 48 - Halter
			←	☐; 09/03→ 12/07; +PR 1LB;1LM		24.3481-1736.5	240284	ATE Ø 48 - Halter
			←	☐; 09/03→ 12/07; +PR 1LN;1LP		24.3541-1797.7	220553	TRW Ø 54 - Halter
			←	☐; 09/03→ 12/07; +PR 1LN;1LP		24.3541-1798.7	220554	TRW Ø 54 - Halter
<b>Führungshülzensatz, Bremssattel</b>								
1.0	37	12/99→08/02	←	02/00→; +PR 1LQ;1LR		11.0101-5409.2	260035	ATE
1.4	50	08/99→05/03	←					
1.2	40	08/02→03/08	←	→ 12/07; +PR 1LQ;1LR		11.0101-5409.2	260035	ATE
1.2	47	01/03→03/08	←					
1.4 16V	55	12/99→03/08						
1.4 16V	74	12/99→03/08						
1.4 TDI	51	10/05→03/08						
1.4 TDI	55	04/03→03/08						
↓								

**SKODA - FABIA I (6Y2) 08/99→03/08**

**Führungshülzensatz, Bremsattel**

1.4 TDI	59	10/05→03/08	←	→ 12/07; +PR 1LQ;1LR		11.0101-5409.2	260035	ATE
1.9 SDI	47	12/99→03/08						
2.0	85	12/99→03/08						
1.4	44	08/00→08/02	←	+PR 1LQ;1LR		11.0101-5409.2	260035	ATE
1.9 TDI	74	01/00→03/08	←	02/00→ 12/07; +PR 1LQ;1LR		11.0101-5409.2	260035	ATE
1.9 TDI RS	96	06/03→03/08	←	09/03→ 12/07; +PR 1LQ;1LR		11.0101-5409.2	260035	ATE

**Führungsbolzen, Bremsattel**

1.0	37	12/99→08/02		02/00→; +PR 1LQ;1LR		11.8171-0069.1	250152	ATE
1.4	50	08/99→05/03						
1.2	40	08/02→03/08		→ 12/07; +PR 1LQ;1LR		11.8171-0069.1	250152	ATE
1.2	47	01/03→03/08						
1.4 16V	55	12/99→03/08						
1.4 16V	74	12/99→03/08						
1.4 TDI	51	10/05→03/08						
1.4 TDI	55	04/03→03/08						
1.4 TDI	59	10/05→03/08						
1.9 SDI	47	12/99→03/08						
2.0	85	12/99→03/08						
1.4	44	08/00→08/02		+PR 1LQ;1LR		11.8171-0069.1	250152	ATE
1.9 TDI	74	01/00→03/08		02/00→ 12/07; +PR 1LQ;1LR		11.8171-0069.1	250152	ATE
1.9 TDI RS	96	06/03→03/08		09/03→ 12/07; +PR 1LQ;1LR		11.8171-0069.1	250152	ATE











**Bremsschlauch**

1.0	37	12/99→08/02	←	02/00→	2	83.6247-0522.3	330595	L= 522
1.4	50	08/99→05/03	→	☐ / am Bremsattel; 02/00→; +PR 1KK,1KP		24.1253-0050.3	331148	L= 192 mit Rohrleitung
			→	☐ / am Bremsattel; 02/00→; +PR 1KK,1KP		24.1253-0060.3	331149	L= 192 mit Rohrleitung
			→	02/00→; +PR 1KK,1KP	2	83.7858-0140.3	330837	L= 140
1.2	40	08/02→03/08	←	→ 12/07	2	83.6247-0522.3	330595	L= 522
1.2	47	01/03→03/08						
1.4 16V	55	12/99→03/08	→	☐ / am Bremsattel; → 12/07; +PR 1KK,1KP		24.1253-0050.3	331148	L= 192 mit Rohrleitung
1.4 16V	74	12/99→03/08						
1.4 TDI	51	10/05→03/08	→	☐ / am Bremsattel; → 12/07; +PR 1KK,1KP		24.1253-0060.3	331149	L= 192 mit Rohrleitung
1.4 TDI	55	04/03→03/08						
1.4 TDI	59	10/05→03/08	→	→ 12/07; +PR 1KK,1KP	2	83.7858-0140.3	330837	L= 140
1.9 SDI	47	12/99→03/08						
2.0	85	12/99→03/08						
1.4	44	08/00→08/02	←		2	83.6247-0522.3	330595	L= 522
			→	☐ / am Bremsattel; +PR 1KK,1KP		24.1253-0050.3	331148	L= 192 mit Rohrleitung
			→	☐ / am Bremsattel; +PR 1KK,1KP		24.1253-0060.3	331149	L= 192 mit Rohrleitung
			→	+PR 1KK,1KP	2	83.7858-0140.3	330837	L= 140
1.9 TDI	74	01/00→03/08	←	02/00→ 12/07	2	83.6247-0522.3	330595	L= 522
			→	☐ / am Bremsattel; 02/00→ 12/07; +PR 1KK,1KP		24.1253-0050.3	331148	L= 192 mit Rohrleitung
			→	☐ / am Bremsattel; 02/00→ 12/07; +PR 1KK,1KP		24.1253-0060.3	331149	L= 192 mit Rohrleitung
			→	02/00→ 12/07; +PR 1KK,1KP	2	83.7858-0140.3	330837	L= 140
1.9 TDI RS	96	06/03→03/08	←	09/03→ 12/07	2	83.6247-0522.3	330595	L= 522
			→	☐ / am Bremsattel; 09/03→ 12/07; +PR 1KK,1KP		24.1253-0050.3	331148	L= 192 mit Rohrleitung
			→	☐ / am Bremsattel; 09/03→ 12/07; +PR 1KK,1KP		24.1253-0060.3	331149	L= 192 mit Rohrleitung
			→	09/03→ 12/07; +PR 1KK,1KP	2	83.7858-0140.3	330837	L= 140

**SKODA - FABIA I Combi (6Y5) 04/00→12/07**

**Bremssattel**

1.2	40	07/01→12/07	←	☐; 08/02→; +PR 1LQ;1LR		11.9541-9549.2	220575	ATE Ø 54 - Halter
			←	☐; 08/02→; +PR 1LQ;1LR		11.9541-9550.2	220576	ATE Ø 54 - Halter
			←	☐; 08/02→; +PR 1LB;1LM		24.3481-1735.5	240283	ATE Ø 48 - Halter
			←	☐; 08/02→; +PR 1LB;1LM		24.3481-1736.5	240284	ATE Ø 48 - Halter
			←	☐; 08/02→; +PR 1LN;1LP		24.3541-1797.7	220553	TRW Ø 54 - Halter
			←	☐; 08/02→; +PR 1LN;1LP		24.3541-1798.7	220554	TRW Ø 54 - Halter
1.2	47	01/03→12/07	←	☐; +PR 1LQ;1LR		11.9541-9549.2	220575	ATE Ø 54 - Halter
1.4	44	04/00→03/03						
1.4	50	04/00→05/03	←	☐; +PR 1LQ;1LR		11.9541-9550.2	220576	ATE Ø 54 - Halter
↓								

	kw			 	! #			
<b>SKODA - FABIA I Combi (6Y5) 04/00→12/07</b>								
 <b>Bremssattel</b>								
1.9 SDI	47	04/00→12/07	←	☐; +PR 1LB;1LM	24.3481-1735.5	240283	ATE Ø 48 - Halter	
			←	☐; +PR 1LB;1LM	24.3481-1736.5	240284	ATE Ø 48 - Halter	
			←	☐; +PR 1LN;1LP	24.3541-1797.7	220553	TRW Ø 54 - Halter	
			←	☐; +PR 1LN;1LP	24.3541-1798.7	220554	TRW Ø 54 - Halter	
1.4 16V	55	05/00→12/07	←	☐; +PR 1LQ;1LR	11.9541-9549.2	220575	ATE Ø 54 - Halter	
1.4 16V	59	04/06→12/07	←	☐; +PR 1LQ;1LR	11.9541-9550.2	220576	ATE Ø 54 - Halter	
1.4 16V	74	04/00→12/07	←	☐; +PR 1LQ;1LR	11.9541-9550.2	220576	ATE Ø 54 - Halter	
1.4 TDI	51	10/05→12/07	←	☐; +PR 1LB;1LM	24.3481-1735.5	240283	ATE Ø 48 - Halter	
1.4 TDI	55	04/03→12/07	←	☐; +PR 1LB;1LM	24.3481-1736.5	240284	ATE Ø 48 - Halter	
1.4 TDI	59	10/05→12/07	←	☐; +PR 1LB;1LM	24.3481-1736.5	240284	ATE Ø 48 - Halter	
1.9 TDI	74	04/00→12/07	←	☐; +PR 1LN;1LP	24.3541-1797.7	220553	TRW Ø 54 - Halter	
2.0	85	04/00→12/07	←	☐; +PR 1LN;1LP	24.3541-1798.7	220554	TRW Ø 54 - Halter	
			→	☐; +PR 1KK	24.3384-1729.5	240816	TRW Ø 38 - Halter	
			→	☐; +PR 1KK	24.3384-1730.5	240817	TRW Ø 38 - Halter	
<b>Führungshülzensatz, Bremssattel</b>								
1.2	40	07/01→12/07	←	08/02→; +PR 1LQ;1LR	11.0101-5409.2	260035	ATE	
1.2	47	01/03→12/07	←	+PR 1LQ;1LR	11.0101-5409.2	260035	ATE	
1.4	44	04/00→03/03						
1.4	50	04/00→05/03						
1.4 16V	55	05/00→12/07						
1.4 16V	59	04/06→12/07						
1.4 16V	74	04/00→12/07						
1.4 TDI	51	10/05→12/07						
1.4 TDI	55	04/03→12/07						
1.4 TDI	59	10/05→12/07						
1.9 SDI	47	04/00→12/07						
1.9 TDI	74	04/00→12/07						
2.0	85	04/00→12/07						
<b>Führungsbolzen, Bremssattel</b>								
1.2	40	07/01→12/07		08/02→; +PR 1LQ;1LR	11.8171-0069.1	250152	ATE	
1.2	47	01/03→12/07		+PR 1LQ;1LR	11.8171-0069.1	250152	ATE	
1.4	44	04/00→03/03						
1.4	50	04/00→05/03						
1.4 16V	55	05/00→12/07						
1.4 16V	59	04/06→12/07						
1.4 16V	74	04/00→12/07						
1.4 TDI	51	10/05→12/07						
1.4 TDI	55	04/03→12/07						
1.4 TDI	59	10/05→12/07						
1.9 SDI	47	04/00→12/07						
1.9 TDI	74	04/00→12/07						
2.0	85	04/00→12/07						
 <b>Bremsschlauch</b>								
1.2	40	07/01→12/07	←	08/02→	2	83.6247-0522.3	330595	L= 522
			→	☐ / am Bremssattel; 08/02→; +PR 1KK,1KP		24.1253-0050.3	331148	L= 192 mit Rohrleitung
			→	☐ / am Bremssattel; 08/02→; +PR 1KK,1KP		24.1253-0060.3	331149	L= 192 mit Rohrleitung
			→	08/02→; +PR 1KK,1KP	2	83.7858-0140.3	330837	L= 140
1.2	47	01/03→12/07	←		2	83.6247-0522.3	330595	L= 522
1.4	44	04/00→03/03						
1.4	50	04/00→05/03	→	☐ / am Bremssattel; +PR 1KK,1KP		24.1253-0050.3	331148	L= 192 mit Rohrleitung
1.4 16V	55	05/00→12/07	→	☐ / am Bremssattel; +PR 1KK,1KP		24.1253-0060.3	331149	L= 192 mit Rohrleitung
1.4 16V	59	04/06→12/07	→					
1.4 16V	74	04/00→12/07	→	+PR 1KK,1KP	2	83.7858-0140.3	330837	L= 140
1.4 TDI	51	10/05→12/07						
1.4 TDI	55	04/03→12/07						
1.4 TDI	59	10/05→12/07						
1.9 SDI	47	04/00→12/07						
1.9 TDI	74	04/00→12/07						
2.0	85	04/00→12/07						
<b>SKODA - FABIA I Praktik (6Y5) 07/01→12/07</b>								
 <b>Bremssattel</b>								
1.2	40	07/01→12/07	←	☐; 08/02→; +PR 1LQ;1LR	11.9541-9549.2	220575	ATE Ø 54 - Halter	
			←	☐; 08/02→; +PR 1LQ;1LR	11.9541-9550.2	220576	ATE Ø 54 - Halter	
			←	☐; 08/02→; +PR 1LB;1LM	24.3481-1735.5	240283	ATE Ø 48 - Halter	
			←	☐; 08/02→; +PR 1LB;1LM	24.3481-1736.5	240284	ATE Ø 48 - Halter	
↓								

**SKODA - FABIA I Praktik (6Y5) 07/01→12/07**

**Bremssattel**

1.2	40	07/01→12/07	←	☐; 08/02→; +PR 1LN;1LP	24.3541-1797.7	220553	TRW Ø 54 - Halter
			←	☐; 08/02→; +PR 1LN;1LP	24.3541-1798.7	220554	TRW Ø 54 - Halter
1.2 1.4 1.9 SDI	47 50 47	01/03→12/07 07/01→05/03 07/01→12/07	←	☐; +PR 1LQ;1LR	11.9541-9549.2	220575	ATE Ø 54 - Halter
			←	☐; +PR 1LQ;1LR	11.9541-9550.2	220576	ATE Ø 54 - Halter
			←	☐; +PR 1LB;1LM	24.3481-1735.5	240283	ATE Ø 48 - Halter
			←	☐; +PR 1LB;1LM	24.3481-1736.5	240284	ATE Ø 48 - Halter
			←	☐; +PR 1LN;1LP	24.3541-1797.7	220553	TRW Ø 54 - Halter
			←	☐; +PR 1LN;1LP	24.3541-1798.7	220554	TRW Ø 54 - Halter
1.4 TDI	51	10/05→12/07	←	☐; +PR 1LQ;1LR	11.9541-9549.2	220575	ATE Ø 54 - Halter
			←	☐; +PR 1LQ;1LR	11.9541-9550.2	220576	ATE Ø 54 - Halter
			←	☐; +PR 1LB;1LM	24.3481-1735.5	240283	ATE Ø 48 - Halter
			←	☐; +PR 1LB;1LM	24.3481-1736.5	240284	ATE Ø 48 - Halter
			←	☐; +PR 1LN;1LP	24.3541-1797.7	220553	TRW Ø 54 - Halter
			←	☐; +PR 1LN;1LP	24.3541-1798.7	220554	TRW Ø 54 - Halter
			→	☐; +PR 1KK	24.3384-1729.5	240816	TRW Ø 38 - Halter
			→	☐; +PR 1KK	24.3384-1730.5	240817	TRW Ø 38 - Halter

**Führungshülzensatz, Bremssattel**

1.2	40	07/01→12/07	←	08/02→; +PR 1LQ;1LR	11.0101-5409.2	260035	ATE
1.2 1.4 1.4 TDI 1.9 SDI	47 50 51 47	01/03→12/07 07/01→05/03 10/05→12/07 07/01→12/07	←	+PR 1LQ;1LR	11.0101-5409.2	260035	ATE

**Führungsbolzen, Bremssattel**

1.2	40	07/01→12/07		08/02→; +PR 1LQ;1LR	11.8171-0069.1	250152	ATE
1.2 1.4 1.4 TDI 1.9 SDI	47 50 51 47	01/03→12/07 07/01→05/03 10/05→12/07 07/01→12/07		+PR 1LQ;1LR	11.8171-0069.1	250152	ATE










**Bremsschlauch**

1.2	40	07/01→12/07	←	08/02→	2	83.6247-0522.3	330595	L= 522
			→	☐ / am Bremssattel; 08/02→; +PR 1KK,1KP		24.1253-0050.3	331148	L= 192 mit Rohrleitung
			→	☐ / am Bremssattel; 08/02→; +PR 1KK,1KP		24.1253-0060.3	331149	L= 192 mit Rohrleitung
			→	08/02→; +PR 1KK,1KP	2	83.7858-0140.3	330837	L= 140
1.2 1.4 1.4 TDI 1.9 SDI	47 50 51 47	01/03→12/07 07/01→05/03 10/05→12/07 07/01→12/07	←		2	83.6247-0522.3	330595	L= 522
			→	☐ / am Bremssattel; +PR 1KK,1KP		24.1253-0050.3	331148	L= 192 mit Rohrleitung
			→	☐ / am Bremssattel; +PR 1KK,1KP		24.1253-0060.3	331149	L= 192 mit Rohrleitung
			→	+PR 1KK,1KP	2	83.7858-0140.3	330837	L= 140










**SKODA - FABIA I Stufenheck (6Y3) 10/99→12/07**








**Bremssattel**

1.2	40	07/01→12/07	←	☐; 08/02→; +PR 1LQ;1LR	11.9541-9549.2	220575	ATE Ø 54 - Halter
			←	☐; 08/02→; +PR 1LQ;1LR	11.9541-9550.2	220576	ATE Ø 54 - Halter
			←	☐; 08/02→; +PR 1LB;1LM	24.3481-1735.5	240283	ATE Ø 48 - Halter
			←	☐; 08/02→; +PR 1LB;1LM	24.3481-1736.5	240284	ATE Ø 48 - Halter
			←	☐; 08/02→; +PR 1LN;1LP	24.3541-1797.7	220553	TRW Ø 54 - Halter
			←	☐; 08/02→; +PR 1LN;1LP	24.3541-1798.7	220554	TRW Ø 54 - Halter
1.2 1.4 1.4	47 44 50	01/03→12/07 04/00→08/02 07/01→05/03	←	☐; +PR 1LQ;1LR	11.9541-9549.2	220575	ATE Ø 54 - Halter
			←	☐; +PR 1LQ;1LR	11.9541-9550.2	220576	ATE Ø 54 - Halter
			←	☐; +PR 1LB;1LM	24.3481-1735.5	240283	ATE Ø 48 - Halter
			←	☐; +PR 1LB;1LM	24.3481-1736.5	240284	ATE Ø 48 - Halter
			←	☐; +PR 1LN;1LP	24.3541-1797.7	220553	TRW Ø 54 - Halter
			←	☐; +PR 1LN;1LP	24.3541-1798.7	220554	TRW Ø 54 - Halter
1.4 16V 1.4 16V 1.4 16V	55 59 74	10/99→12/07 04/06→12/07 12/99→12/07	←	☐; +PR 1LQ;1LR	11.9541-9549.2	220575	ATE Ø 54 - Halter
			←	☐; +PR 1LQ;1LR	11.9541-9550.2	220576	ATE Ø 54 - Halter








	kw			 	! #			
<b>SKODA - FABIA I Stufenheck (6Y3) 10/99→12/07</b>								
<b> Bremssattel</b>								
1.4 TDI	51	10/05→12/07	←	☐; +PR 1LB;1LM		24.3481-1735.5	240283	ATE Ø 48 - Halter
1.4 TDI	55	04/03→12/07	←	☐; +PR 1LB;1LM		24.3481-1736.5	240284	ATE Ø 48 - Halter
1.4 TDI	59	10/05→12/07	←	☐; +PR 1LN;1LP		24.3541-1797.7	220553	TRW Ø 54 - Halter
2.0	85	12/99→12/07	←	☐; +PR 1LN;1LP		24.3541-1798.7	220554	TRW Ø 54 - Halter
			→	☐; +PR 1KK		24.3384-1729.5	240816	TRW Ø 38 - Halter
			→	☐; +PR 1KK		24.3384-1730.5	240817	TRW Ø 38 - Halter
1.9 SDI	47	11/99→12/07	←	☐; 12/99→; +PR 1LQ;1LR		11.9541-9549.2	220575	ATE Ø 54 - Halter
			←	☐; 12/99→; +PR 1LQ;1LR		11.9541-9550.2	220576	ATE Ø 54 - Halter
			←	☐; 12/99→; +PR 1LB;1LM		24.3481-1735.5	240283	ATE Ø 48 - Halter
			←	☐; 12/99→; +PR 1LB;1LM		24.3481-1736.5	240284	ATE Ø 48 - Halter
			←	☐; 12/99→; +PR 1LN;1LP		24.3541-1797.7	220553	TRW Ø 54 - Halter
			←	☐; 12/99→; +PR 1LN;1LP		24.3541-1798.7	220554	TRW Ø 54 - Halter
1.9 TDI	74	01/00→12/07	←	☐; 02/00→; +PR 1LQ;1LR		11.9541-9549.2	220575	ATE Ø 54 - Halter
			←	☐; 02/00→; +PR 1LQ;1LR		11.9541-9550.2	220576	ATE Ø 54 - Halter
			←	☐; 02/00→; +PR 1LB;1LM		24.3481-1735.5	240283	ATE Ø 48 - Halter
			←	☐; 02/00→; +PR 1LB;1LM		24.3481-1736.5	240284	ATE Ø 48 - Halter
			←	☐; 02/00→; +PR 1LN;1LP		24.3541-1797.7	220553	TRW Ø 54 - Halter
			←	☐; 02/00→; +PR 1LN;1LP		24.3541-1798.7	220554	TRW Ø 54 - Halter
			→	☐; 02/00→; +PR 1KK		24.3384-1729.5	240816	TRW Ø 38 - Halter
			→	☐; 02/00→; +PR 1KK		24.3384-1730.5	240817	TRW Ø 38 - Halter
<b>Führungshülzensatz, Bremssattel</b>								
1.2	40	07/01→12/07	←	08/02→; +PR 1LQ;1LR		11.0101-5409.2	260035	ATE
1.2	47	01/03→12/07	←	+PR 1LQ;1LR		11.0101-5409.2	260035	ATE
1.4	44	04/00→08/02						
1.4	50	07/01→05/03						
1.4 16V	55	10/99→12/07						
1.4 16V	59	04/06→12/07						
1.4 16V	74	12/99→12/07						
1.4 TDI	51	10/05→12/07						
1.4 TDI	55	04/03→12/07						
1.4 TDI	59	10/05→12/07						
2.0	85	12/99→12/07						
1.9 SDI	47	11/99→12/07	←	12/99→; +PR 1LQ;1LR		11.0101-5409.2	260035	ATE
1.9 TDI	74	01/00→12/07	←	02/00→; +PR 1LQ;1LR		11.0101-5409.2	260035	ATE
<b>Führungsbolzen, Bremssattel</b>								
1.2	40	07/01→12/07		08/02→; +PR 1LQ;1LR		11.8171-0069.1	250152	ATE
1.2	47	01/03→12/07		+PR 1LQ;1LR		11.8171-0069.1	250152	ATE
1.4	44	04/00→08/02						
1.4	50	07/01→05/03						
1.4 16V	55	10/99→12/07						
1.4 16V	59	04/06→12/07						
1.4 16V	74	12/99→12/07						
1.4 TDI	51	10/05→12/07						
1.4 TDI	55	04/03→12/07						
1.4 TDI	59	10/05→12/07						
2.0	85	12/99→12/07						
1.9 SDI	47	11/99→12/07		12/99→; +PR 1LQ;1LR		11.8171-0069.1	250152	ATE
1.9 TDI	74	01/00→12/07		02/00→; +PR 1LQ;1LR		11.8171-0069.1	250152	ATE
<b> Bremsschlauch</b>								
1.2	40	07/01→12/07	←	08/02→	2	83.6247-0522.3	330595	L= 522
			→	☐ / am Bremssattel; 08/02→; +PR 1KK,1KP		24.1253-0050.3	331148	L= 192 mit Rohrleitung
			→	☐ / am Bremssattel; 08/02→; +PR 1KK,1KP		24.1253-0060.3	331149	L= 192 mit Rohrleitung
			→	08/02→; +PR 1KK,1KP	2	83.7858-0140.3	330837	L= 140
1.2	47	01/03→12/07	←		2	83.6247-0522.3	330595	L= 522
1.4	44	04/00→08/02						
1.4	50	07/01→05/03	→	☐ / am Bremssattel; +PR 1KK,1KP		24.1253-0050.3	331148	L= 192 mit Rohrleitung
1.4 16V	55	10/99→12/07	→	☐ / am Bremssattel; +PR 1KK,1KP		24.1253-0060.3	331149	L= 192 mit Rohrleitung
1.4 16V	59	04/06→12/07						
1.4 16V	74	12/99→12/07	→	+PR 1KK,1KP	2	83.7858-0140.3	330837	L= 140
1.4 TDI	51	10/05→12/07						
1.4 TDI	55	04/03→12/07						

















	kw			 	! #						
<b>SKODA - FABIA I Stufenheck (6Y3) 10/99→12/07</b>											
 <b>Bremsschlauch</b>											
1.4 TDI 2.0	59 85	10/05→12/07 12/99→12/07	←		2	83.6247-0522.3	330595	L= 522			
			→	☐ / am Bremssattel; +PR 1KK,1KP		24.1253-0050.3	331148	L= 192 mit Rohrleitung			
			→	☐ / am Bremssattel; +PR 1KK,1KP		24.1253-0060.3	331149	L= 192 mit Rohrleitung			
			→	+PR 1KK,1KP	2	83.7858-0140.3	330837	L= 140			
1.9 SDI	47	11/99→12/07	←	12/99→	2	83.6247-0522.3	330595	L= 522			
			→	☐ / am Bremssattel; 12/99→; +PR 1KK,1KP		24.1253-0050.3	331148	L= 192 mit Rohrleitung			
			→	☐ / am Bremssattel; 12/99→; +PR 1KK,1KP		24.1253-0060.3	331149	L= 192 mit Rohrleitung			
			→	12/99→; +PR 1KK,1KP	2	83.7858-0140.3	330837	L= 140			
1.9 TDI	74	01/00→12/07	←	02/00→	2	83.6247-0522.3	330595	L= 522			
			→	☐ / am Bremssattel; 02/00→; +PR 1KK,1KP		24.1253-0050.3	331148	L= 192 mit Rohrleitung			
			→	☐ / am Bremssattel; 02/00→; +PR 1KK,1KP		24.1253-0060.3	331149	L= 192 mit Rohrleitung			
			→	02/00→; +PR 1KK,1KP	2	83.7858-0140.3	330837	L= 140			
<b>SKODA - FABIA II (542) 12/06→12/14</b>											
 <b>Bremssattel</b>											
1.2 1.2 1.4	44 51 63	12/06→12/14 01/07→12/14 01/07→12/14	←	☐; 03/07→ 06/14; +PR 1LQ,1LR,1ZG		11.9541-9549.2	220575	ATE Ø 54 - Halter			
			←	☐; 03/07→ 06/14; +PR 1LQ,1LR,1ZG		11.9541-9550.2	220576	ATE Ø 54 - Halter			
			←	☐; 03/07→ 06/14; +PR 1ZC		11.9541-9553.2	220563	ATE Ø 54 - Halter			
			←	☐; 03/07→ 06/14; +PR 1ZC		11.9541-9554.2	220564	ATE Ø 54 - Halter			
			←	☐; 03/07→ 06/14; +PR 1LB;1LM		24.3481-1735.5	240283	ATE Ø 48 - Halter			
			←	☐; 03/07→ 06/14; +PR 1LB;1LM		24.3481-1736.5	240284	ATE Ø 48 - Halter			
			←	☐; 03/07→ 06/14; +PR 1LN,1ZH		24.3541-1797.7	220553	TRW Ø 54 - Halter			
			←	☐; 03/07→ 06/14; +PR 1LN,1ZH		24.3541-1798.7	220554	TRW Ø 54 - Halter			
			→	☐; 03/07→ 05/09; +PR 1KK		24.3384-1729.5	240816	TRW Ø 38 - Halter			
			→	☐; 03/07→ 05/09; +PR 1KK		24.3384-1730.5	240817	TRW Ø 38 - Halter			
			→	☐; 06/09→ 06/14; +PR 1KV		24.3387-1735.5	240657	TRW Ø 38 - Halter			
			→	☐; 06/09→ 06/14; +PR 1KT		24.3387-1735.5	240657	TRW Ø 38 - Halter			
			→	☐; 06/09→ 06/14; +PR 1KT		24.3387-1736.5	240658	TRW Ø 38 - Halter			
			→	☐; 06/09→ 06/14; +PR 1KV		24.3387-1736.5	240658	TRW Ø 38 - Halter			
1.2 12V	44	11/11→12/14	←	☐; → 06/14; +PR 1LQ,1LR,1ZG		11.9541-9549.2	220575	ATE Ø 54 - Halter			
			←	☐; → 06/14; +PR 1LQ,1LR,1ZG		11.9541-9550.2	220576	ATE Ø 54 - Halter			
			←	☐; → 06/14; +PR 1ZC		11.9541-9553.2	220563	ATE Ø 54 - Halter			
			←	☐; → 06/14; +PR 1ZC		11.9541-9554.2	220564	ATE Ø 54 - Halter			
			←	☐; → 06/14; +PR 1LB;1LM		24.3481-1735.5	240283	ATE Ø 48 - Halter			
			←	☐; → 06/14; +PR 1LB;1LM		24.3481-1736.5	240284	ATE Ø 48 - Halter			
			←	☐; → 06/14; +PR 1LN,1ZH		24.3541-1797.7	220553	TRW Ø 54 - Halter			
			←	☐; → 06/14; +PR 1LN,1ZH		24.3541-1798.7	220554	TRW Ø 54 - Halter			
			→	☐; → 06/14; +PR 1KT		24.3387-1735.5	240657	TRW Ø 38 - Halter			
			→	☐; → 06/14; +PR 1KV		24.3387-1735.5	240657	TRW Ø 38 - Halter			
			→	☐; → 06/14; +PR 1KV		24.3387-1736.5	240658	TRW Ø 38 - Halter			
			→	☐; → 06/14; +PR 1KT		24.3387-1736.5	240658	TRW Ø 38 - Halter			
			1.2 TDI 1.2 TSI 1.2 TSI 1.4 TSI RS 1.6 TDI 1.6 TDI 1.6 TDI	55 63 77 132 55 66 77	05/10→12/14 03/10→12/14 03/10→12/14 05/10→12/14 04/10→12/14 03/10→12/14 03/10→12/14	←	☐; → 06/14; +PR 1LQ,1LR,1ZG		11.9541-9549.2	220575	ATE Ø 54 - Halter
						←	☐; → 06/14; +PR 1LQ,1LR,1ZG		11.9541-9550.2	220576	ATE Ø 54 - Halter
←	☐; → 06/14; +PR 1ZC					11.9541-9553.2	220563	ATE Ø 54 - Halter			
←	☐; → 06/14; +PR 1ZC					11.9541-9554.2	220564	ATE Ø 54 - Halter			
←	☐; → 06/14; +PR 1LB,1LM					24.3481-1735.5	240283	ATE Ø 48 - Halter			
←	☐; → 06/14; +PR 1LB,1LM					24.3481-1736.5	240284	ATE Ø 48 - Halter			
←	☐; → 06/14; +PR 1LN,1ZH					24.3541-1797.7	220553	TRW Ø 54 - Halter			
←	☐; → 06/14; +PR 1LN,1ZH					24.3541-1798.7	220554	TRW Ø 54 - Halter			
→	☐; → 06/14; +PR 1KT					24.3387-1735.5	240657	TRW Ø 38 - Halter			
→	☐; → 06/14; +PR 1KV					24.3387-1735.5	240657	TRW Ø 38 - Halter			
→	☐; → 06/14; +PR 1KV					24.3387-1736.5	240658	TRW Ø 38 - Halter			
→	☐; → 06/14; +PR 1KT					24.3387-1736.5	240658	TRW Ø 38 - Halter			
↓											










	kw			 	! #			
<b>SKODA - FABIA II (542) 12/06→12/14</b>								
<b>Bremssattel</b>								
1.2 TDI	55	05/10→12/14	➔	☐; → 06/14; +PR 1KV		24.3387-1736.5	240658	TRW Ø 38 - Halter
1.2 TSI	63	03/10→12/14	➔	☐; → 06/14; +PR 1KT		24.3387-1736.5	240658	TRW Ø 38 - Halter
1.2 TSI	77	03/10→12/14	➔	☐; → 06/14; +PR 1KT		24.3387-1736.5	240658	TRW Ø 38 - Halter
1.4 TSI RS	132	05/10→12/14	➔	☐; → 06/14; +PR 1KT		24.3387-1736.5	240658	TRW Ø 38 - Halter
1.6 TDI	55	04/10→12/14	➔	☐; → 06/14; +PR 1KT		24.3387-1736.5	240658	TRW Ø 38 - Halter
1.6 TDI	66	03/10→12/14	➔	☐; → 06/14; +PR 1KT		24.3387-1736.5	240658	TRW Ø 38 - Halter
1.6 TDI	77	03/10→12/14	➔	☐; → 06/14; +PR 1KT		24.3387-1736.5	240658	TRW Ø 38 - Halter
1.4 TDI	51	02/07→03/10	➔	☐; 03/07→; +PR 1LQ,1LR,1ZG		11.9541-9549.2	220575	ATE Ø 54 - Halter
1.4 TDI	59	01/07→03/10	➔	☐; 03/07→; +PR 1LQ,1LR,1ZG		11.9541-9550.2	220576	ATE Ø 54 - Halter
			➔	☐; 03/07→; +PR 1ZC		11.9541-9553.2	220563	ATE Ø 54 - Halter
			➔	☐; 03/07→; +PR 1ZC		11.9541-9554.2	220564	ATE Ø 54 - Halter
			➔	☐; 03/07→; +PR 1LB;1LM		24.3481-1735.5	240283	ATE Ø 48 - Halter
			➔	☐; 03/07→; +PR 1LB;1LM		24.3481-1736.5	240284	ATE Ø 48 - Halter
			➔	☐; 03/07→; +PR 1LN,1ZH		24.3541-1797.7	220553	TRW Ø 54 - Halter
			➔	☐; 03/07→; +PR 1LN,1ZH		24.3541-1798.7	220554	TRW Ø 54 - Halter
			➔	☐; 03/07→ 05/09; +PR 1KK		24.3384-1729.5	240816	TRW Ø 38 - Halter
			➔	☐; 03/07→ 05/09; +PR 1KK		24.3384-1730.5	240817	TRW Ø 38 - Halter
			➔	☐; 06/09→; +PR 1KT		24.3387-1735.5	240657	TRW Ø 38 - Halter
			➔	☐; 06/09→; +PR 1KV		24.3387-1735.5	240657	TRW Ø 38 - Halter
			➔	☐; 06/09→; +PR 1KV		24.3387-1736.5	240658	TRW Ø 38 - Halter
			➔	☐; 06/09→; +PR 1KT		24.3387-1736.5	240658	TRW Ø 38 - Halter
1.6	77	04/07→12/14	➔	☐; → 06/14; +PR 1LQ,1LR,1ZG		11.9541-9549.2	220575	ATE Ø 54 - Halter
			➔	☐; → 06/14; +PR 1LQ,1LR,1ZG		11.9541-9550.2	220576	ATE Ø 54 - Halter
			➔	☐; → 06/14; +PR 1ZC		11.9541-9553.2	220563	ATE Ø 54 - Halter
			➔	☐; → 06/14; +PR 1ZC		11.9541-9554.2	220564	ATE Ø 54 - Halter
			➔	☐; → 06/14; +PR 1LB;1LM		24.3481-1735.5	240283	ATE Ø 48 - Halter
			➔	☐; → 06/14; +PR 1LB;1LM		24.3481-1736.5	240284	ATE Ø 48 - Halter
			➔	☐; → 06/14; +PR 1LN,1ZH		24.3541-1797.7	220553	TRW Ø 54 - Halter
			➔	☐; → 06/14; +PR 1LN,1ZH		24.3541-1798.7	220554	TRW Ø 54 - Halter
			➔	☐; → 05/09; +PR 1KK		24.3384-1729.5	240816	TRW Ø 38 - Halter
			➔	☐; → 05/09; +PR 1KK		24.3384-1730.5	240817	TRW Ø 38 - Halter
			➔	☐; 06/09→ 06/14; +PR 1KV		24.3387-1735.5	240657	TRW Ø 38 - Halter
			➔	☐; 06/09→ 06/14; +PR 1KT		24.3387-1735.5	240657	TRW Ø 38 - Halter
			➔	☐; 06/09→ 06/14; +PR 1KT		24.3387-1736.5	240658	TRW Ø 38 - Halter
			➔	☐; 06/09→ 06/14; +PR 1KV		24.3387-1736.5	240658	TRW Ø 38 - Halter
1.9 TDI	77	04/07→03/10	➔	☐; +PR 1LQ,1LR,1ZG		11.9541-9549.2	220575	ATE Ø 54 - Halter
			➔	☐; +PR 1LQ,1LR,1ZG		11.9541-9550.2	220576	ATE Ø 54 - Halter
			➔	☐; +PR 1ZC		11.9541-9553.2	220563	ATE Ø 54 - Halter
			➔	☐; +PR 1ZC		11.9541-9554.2	220564	ATE Ø 54 - Halter
			➔	☐; +PR 1LB;1LM		24.3481-1735.5	240283	ATE Ø 48 - Halter
			➔	☐; +PR 1LB;1LM		24.3481-1736.5	240284	ATE Ø 48 - Halter
			➔	☐; +PR 1LN,1ZH		24.3541-1797.7	220553	TRW Ø 54 - Halter
			➔	☐; +PR 1LN,1ZH		24.3541-1798.7	220554	TRW Ø 54 - Halter
			➔	☐; → 05/09; +PR 1KK		24.3384-1729.5	240816	TRW Ø 38 - Halter
			➔	☐; → 05/09; +PR 1KK		24.3384-1730.5	240817	TRW Ø 38 - Halter
			➔	☐; 06/09→; +PR 1KV		24.3387-1735.5	240657	TRW Ø 38 - Halter
			➔	☐; 06/09→; +PR 1KT		24.3387-1735.5	240657	TRW Ø 38 - Halter
			➔	☐; 06/09→; +PR 1KT		24.3387-1736.5	240658	TRW Ø 38 - Halter
			➔	☐; 06/09→; +PR 1KV		24.3387-1736.5	240658	TRW Ø 38 - Halter
<b>Führungshülzensatz, Bremssattel</b>								
1.2	44	12/06→12/14	➔	03/07→ 06/14; +PR 1LQ,1LR,1ZG		11.0101-5409.2	260035	ATE
1.2	51	01/07→12/14	➔	03/07→ 06/14; +PR 1LQ,1LR,1ZG		11.0101-5409.2	260035	ATE
1.4	63	01/07→12/14	➔	03/07→ 06/14; +PR 1LQ,1LR,1ZG		11.0101-5409.2	260035	ATE
1.2 12V	44	11/11→12/14	➔	→ 06/14; +PR 1LQ,1LR,1ZG		11.0101-5409.2	260035	ATE
1.2 TDI	55	05/10→12/14	➔	→ 06/14; +PR 1LQ,1LR,1ZG		11.0101-5409.2	260035	ATE
1.2 TSI	63	03/10→12/14	➔	→ 06/14; +PR 1LQ,1LR,1ZG		11.0101-5409.2	260035	ATE
1.2 TSI	77	03/10→12/14	➔	→ 06/14; +PR 1LQ,1LR,1ZG		11.0101-5409.2	260035	ATE










	kw					! #			
<b>SKODA - FABIA II (542) 12/06→12/14</b>									
<b>Führungshülzensatz, Bremsattel</b>									
1.4 TSI RS	132	05/10→12/14	←	→ 06/14; +PR 1LQ,1LR,1ZG			11.0101-5409.2	260035	ATE
1.6	77	04/07→12/14							
1.6 TDI	55	04/10→12/14							
1.6 TDI	66	03/10→12/14							
1.6 TDI	77	03/10→12/14							
1.4 TDI	51	02/07→03/10	←	03/07→; +PR 1LQ,1LR,1ZG			11.0101-5409.2	260035	ATE
1.4 TDI	59	01/07→03/10							
1.9 TDI	77	04/07→03/10	←	+PR 1LQ,1LR,1ZG			11.0101-5409.2	260035	ATE
<b>Führungsbolzen, Bremsattel</b>									
1.2	44	12/06→12/14		03/07→ 06/14; +PR 1LQ,1LR,1ZG			11.8171-0069.1	250152	ATE
1.2	51	01/07→12/14							
1.4	63	01/07→12/14							
1.2 12V	44	11/11→12/14		→ 06/14; +PR 1LQ,1LR,1ZG			11.8171-0069.1	250152	ATE
1.2 TDI	55	05/10→12/14							
1.2 TSI	63	03/10→12/14							
1.2 TSI	77	03/10→12/14							
1.4 TSI RS	132	05/10→12/14							
1.6	77	04/07→12/14							
1.6 TDI	55	04/10→12/14							
1.6 TDI	66	03/10→12/14							
1.6 TDI	77	03/10→12/14							
1.4 TDI	51	02/07→03/10		03/07→; +PR 1LQ,1LR,1ZG			11.8171-0069.1	250152	ATE
1.4 TDI	59	01/07→03/10							
1.9 TDI	77	04/07→03/10		+PR 1LQ,1LR,1ZG			11.8171-0069.1	250152	ATE
<b>Bremsschlauch</b>									
1.2	44	12/06→12/14		03/07→ 06/14	2	83.7858-0140.3	330837	L= 140	
1.2	51	01/07→12/14	←	03/07→ 06/14	2	83.6247-0522.3	330595	L= 522	
1.4	63	01/07→12/14	→	☐ / am Bremsattel; 03/07→ 06/14; Scheibenbremse		24.1253-0050.3	331148	L= 192 mit Rohrleitung	
			→	☐ / am Bremsattel; 03/07→ 06/14; Scheibenbremse		24.1253-0060.3	331149	L= 192 mit Rohrleitung	
1.2 12V	44	11/11→12/14		→ 06/14	2	83.7858-0140.3	330837	L= 140	
1.2 TDI	55	05/10→12/14							
1.2 TSI	63	03/10→12/14	←	→ 06/14	2	83.6247-0522.3	330595	L= 522	
1.2 TSI	77	03/10→12/14	→	☐ / am Bremsattel; → 06/14; Scheibenbremse		24.1253-0050.3	331148	L= 192 mit Rohrleitung	
1.4 TSI RS	132	05/10→12/14							
1.6	77	04/07→12/14	→	☐ / am Bremsattel; → 06/14; Scheibenbremse		24.1253-0060.3	331149	L= 192 mit Rohrleitung	
1.6 TDI	55	04/10→12/14							
1.6 TDI	66	03/10→12/14							
1.6 TDI	77	03/10→12/14							
1.4 TDI	51	02/07→03/10		03/07→	2	83.7858-0140.3	330837	L= 140	
1.4 TDI	59	01/07→03/10	←	03/07→	2	83.6247-0522.3	330595	L= 522	
			→	☐ / am Bremsattel; 03/07→; Scheibenbremse		24.1253-0050.3	331148	L= 192 mit Rohrleitung	
			→	☐ / am Bremsattel; 03/07→; Scheibenbremse		24.1253-0060.3	331149	L= 192 mit Rohrleitung	
1.9 TDI	77	04/07→03/10			2	83.7858-0140.3	330837	L= 140	
			←		2	83.6247-0522.3	330595	L= 522	
			→	☐ / am Bremsattel; Scheibenbremse		24.1253-0050.3	331148	L= 192 mit Rohrleitung	
			→	☐ / am Bremsattel; Scheibenbremse		24.1253-0060.3	331149	L= 192 mit Rohrleitung	
<b>SKODA - FABIA II Combi (545) 10/07→12/14</b>									
<b>Bremssattel</b>									
1.2	44	10/07→11/14	←	☐; → 06/14; +PR 1LQ,1LR,1ZG		11.9541-9549.2	220575	ATE Ø 54 - Halter	
1.2	51	10/07→12/14	←	☐; → 06/14; +PR 1LQ,1LR,1ZG		11.9541-9550.2	220576	ATE Ø 54 - Halter	
1.4	63	10/07→12/14	←	☐; → 06/14; +PR 1ZC		11.9541-9553.2	220563	ATE Ø 54 - Halter	
1.6	77	10/07→12/14	←	☐; → 06/14; +PR 1ZC		11.9541-9554.2	220564	ATE Ø 54 - Halter	
			←	☐; → 06/14; +PR 1LB;1LM		24.3481-1735.5	240283	ATE Ø 48 - Halter	
			←	☐; → 06/14; +PR 1LB;1LM		24.3481-1736.5	240284	ATE Ø 48 - Halter	
			←	☐; → 06/14; +PR 1LN,1ZH		24.3541-1797.7	220553	TRW Ø 54 - Halter	
			←	☐; → 06/14; +PR 1LN,1ZH		24.3541-1798.7	220554	TRW Ø 54 - Halter	
			→	☐; → 05/09; +PR 1KK		24.3384-1729.5	240816	TRW Ø 38 - Halter	
			→	☐; → 05/09; +PR 1KK		24.3384-1730.5	240817	TRW Ø 38 - Halter	
			→	☐; 06/09→ 06/14; +PR 1KV		24.3387-1735.5	240657	TRW Ø 38 - Halter	
			→	☐; 06/09→ 06/14; +PR 1KT		24.3387-1735.5	240657	TRW Ø 38 - Halter	















	kw			 	! #		
<b>SKODA - FABIA II Combi (545) 10/07→12/14</b>							
<b>Bremssattel</b>							
1.2	44	10/07→11/14	➡	☐; 06/09→06/14; +PR 1KT		24.3387-1736.5 240658	TRW Ø 38 - Halter
1.2	51	10/07→12/14	➡	☐; 06/09→06/14; +PR 1KV		24.3387-1736.5 240658	TRW Ø 38 - Halter
1.4	63	10/07→12/14	➡	☐; 06/09→06/14; +PR 1KV		24.3387-1736.5 240658	TRW Ø 38 - Halter
1.6	77	10/07→12/14	➡	☐; 06/09→06/14; +PR 1KV		24.3387-1736.5 240658	TRW Ø 38 - Halter
1.2 12V	44	11/11→12/14	⬅	☐; → 06/14; +PR 1LQ,1LR,1ZG		11.9541-9549.2 220575	ATE Ø 54 - Halter
			⬅	☐; → 06/14; +PR 1LQ,1LR,1ZG		11.9541-9550.2 220576	ATE Ø 54 - Halter
			⬅	☐; → 06/14; +PR 1ZC		11.9541-9553.2 220563	ATE Ø 54 - Halter
			⬅	☐; → 06/14; +PR 1ZC		11.9541-9554.2 220564	ATE Ø 54 - Halter
			⬅	☐; → 06/14; +PR 1LB;1LM		24.3481-1735.5 240283	ATE Ø 48 - Halter
			⬅	☐; → 06/14; +PR 1LB;1LM		24.3481-1736.5 240284	ATE Ø 48 - Halter
			⬅	☐; → 06/14; +PR 1LN,1ZH		24.3541-1797.7 220553	TRW Ø 54 - Halter
			⬅	☐; → 06/14; +PR 1LN,1ZH		24.3541-1798.7 220554	TRW Ø 54 - Halter
			➡	☐; → 06/14; +PR 1KT		24.3387-1735.5 240657	TRW Ø 38 - Halter
			➡	☐; → 06/14; +PR 1KV		24.3387-1735.5 240657	TRW Ø 38 - Halter
			➡	☐; → 06/14; +PR 1KV		24.3387-1736.5 240658	TRW Ø 38 - Halter
			➡	☐; → 06/14; +PR 1KT		24.3387-1736.5 240658	TRW Ø 38 - Halter
1.2 TDI	55	05/10→12/14	⬅	☐; → 06/14; +PR 1LQ,1LR,1ZG		11.9541-9549.2 220575	ATE Ø 54 - Halter
1.2 TSI	63	03/10→12/14	⬅	☐; → 06/14; +PR 1LQ,1LR,1ZG		11.9541-9550.2 220576	ATE Ø 54 - Halter
1.2 TSI	77	03/10→12/14	⬅	☐; → 06/14; +PR 1LQ,1LR,1ZG		11.9541-9550.2 220576	ATE Ø 54 - Halter
1.4 TSI RS	132	05/10→12/14	⬅	☐; → 06/14; +PR 1ZC		11.9541-9553.2 220563	ATE Ø 54 - Halter
1.6 TDI	55	04/10→12/14	⬅	☐; → 06/14; +PR 1ZC		11.9541-9554.2 220564	ATE Ø 54 - Halter
1.6 TDI	66	03/10→12/14	⬅	☐; → 06/14; +PR 1ZC		11.9541-9554.2 220564	ATE Ø 54 - Halter
1.6 TDI	77	03/10→12/14	⬅	☐; → 06/14; +PR 1LB,1LM		24.3481-1735.5 240283	ATE Ø 48 - Halter
			⬅	☐; → 06/14; +PR 1LB,1LM		24.3481-1736.5 240284	ATE Ø 48 - Halter
			⬅	☐; → 06/14; +PR 1LN,1ZH		24.3541-1797.7 220553	TRW Ø 54 - Halter
			⬅	☐; → 06/14; +PR 1LN,1ZH		24.3541-1798.7 220554	TRW Ø 54 - Halter
			➡	☐; → 06/14; +PR 1KT		24.3387-1735.5 240657	TRW Ø 38 - Halter
			➡	☐; → 06/14; +PR 1KV		24.3387-1735.5 240657	TRW Ø 38 - Halter
			➡	☐; → 06/14; +PR 1KV		24.3387-1736.5 240658	TRW Ø 38 - Halter
			➡	☐; → 06/14; +PR 1KT		24.3387-1736.5 240658	TRW Ø 38 - Halter
1.4 TDI	51	10/07→03/10	⬅	☐; +PR 1LQ,1LR,1ZG		11.9541-9549.2 220575	ATE Ø 54 - Halter
1.4 TDI	59	10/07→03/10	⬅	☐; +PR 1LQ,1LR,1ZG		11.9541-9550.2 220576	ATE Ø 54 - Halter
1.9 TDI	77	10/07→03/10	⬅	☐; +PR 1ZC		11.9541-9553.2 220563	ATE Ø 54 - Halter
			⬅	☐; +PR 1ZC		11.9541-9554.2 220564	ATE Ø 54 - Halter
			⬅	☐; +PR 1LB;1LM		24.3481-1735.5 240283	ATE Ø 48 - Halter
			⬅	☐; +PR 1LB;1LM		24.3481-1736.5 240284	ATE Ø 48 - Halter
			⬅	☐; +PR 1LN,1ZH		24.3541-1797.7 220553	TRW Ø 54 - Halter
			⬅	☐; +PR 1LN,1ZH		24.3541-1798.7 220554	TRW Ø 54 - Halter
			➡	☐; → 05/09; +PR 1KK		24.3384-1729.5 240816	TRW Ø 38 - Halter
			➡	☐; → 05/09; +PR 1KK		24.3384-1730.5 240817	TRW Ø 38 - Halter
			➡	☐; 06/09→; +PR 1KV		24.3387-1735.5 240657	TRW Ø 38 - Halter
			➡	☐; 06/09→; +PR 1KT		24.3387-1735.5 240657	TRW Ø 38 - Halter
			➡	☐; 06/09→; +PR 1KT		24.3387-1736.5 240658	TRW Ø 38 - Halter
			➡	☐; 06/09→; +PR 1KV		24.3387-1736.5 240658	TRW Ø 38 - Halter
<b>Führungshülzensatz, Bremssattel</b>							
1.2	44	10/07→11/14	⬅	→ 06/14; +PR 1LQ,1LR,1ZG		11.0101-5409.2 260035	ATE
1.2	51	10/07→12/14	⬅	→ 06/14; +PR 1LQ,1LR,1ZG		11.0101-5409.2 260035	ATE
1.2 12V	44	11/11→12/14	⬅	→ 06/14; +PR 1LQ,1LR,1ZG		11.0101-5409.2 260035	ATE
1.2 TDI	55	05/10→12/14	⬅	→ 06/14; +PR 1LQ,1LR,1ZG		11.0101-5409.2 260035	ATE
1.2 TSI	63	03/10→12/14	⬅	→ 06/14; +PR 1LQ,1LR,1ZG		11.0101-5409.2 260035	ATE
1.2 TSI	77	03/10→12/14	⬅	→ 06/14; +PR 1LQ,1LR,1ZG		11.0101-5409.2 260035	ATE
1.4	63	10/07→12/14	⬅	→ 06/14; +PR 1LQ,1LR,1ZG		11.0101-5409.2 260035	ATE
1.4 TSI RS	132	05/10→12/14	⬅	→ 06/14; +PR 1LQ,1LR,1ZG		11.0101-5409.2 260035	ATE
1.6	77	10/07→12/14	⬅	→ 06/14; +PR 1LQ,1LR,1ZG		11.0101-5409.2 260035	ATE
1.6 TDI	55	04/10→12/14	⬅	→ 06/14; +PR 1LQ,1LR,1ZG		11.0101-5409.2 260035	ATE
1.6 TDI	66	03/10→12/14	⬅	→ 06/14; +PR 1LQ,1LR,1ZG		11.0101-5409.2 260035	ATE
1.6 TDI	77	03/10→12/14	⬅	→ 06/14; +PR 1LQ,1LR,1ZG		11.0101-5409.2 260035	ATE
1.4 TDI	51	10/07→03/10	⬅	+PR 1LQ,1LR,1ZG		11.0101-5409.2 260035	ATE
1.4 TDI	59	10/07→03/10	⬅	+PR 1LQ,1LR,1ZG		11.0101-5409.2 260035	ATE
1.9 TDI	77	10/07→03/10	⬅	+PR 1LQ,1LR,1ZG		11.0101-5409.2 260035	ATE
↓							

	kw			 	! #		
<b>SKODA - FABIA II Combi (545) 10/07→12/14</b>							
<b>Führungsbolzen, Bremsattel</b>							
1.2	44	10/07→11/14		→ 06/14; +PR 1LQ,1LR,1ZG		11.8171-0069.1 250152	ATE
1.2	51	10/07→12/14					
1.2 12V	44	11/11→12/14					
1.2 TDI	55	05/10→12/14					
1.2 TSI	63	03/10→12/14					
1.2 TSI	77	03/10→12/14					
1.4	63	10/07→12/14					
1.4 TSI RS	132	05/10→12/14					
1.6	77	10/07→12/14					
1.6 TDI	55	04/10→12/14					
1.6 TDI	66	03/10→12/14					
1.6 TDI	77	03/10→12/14					
1.4 TDI	51	10/07→03/10		+PR 1LQ,1LR,1ZG		11.8171-0069.1 250152	ATE
1.4 TDI	59	10/07→03/10					
1.9 TDI	77	10/07→03/10					
<b>Bremsschlauch</b>							
1.2	44	10/07→11/14		→ 06/14	2	83.7858-0140.3 330837	L= 140
1.2	51	10/07→12/14	←	→ 06/14	2	83.6247-0522.3 330595	L= 522
1.2 12V	44	11/11→12/14	←				
1.2 TDI	55	05/10→12/14	→	☐ / am Bremsattel; → 06/14; Scheibenbremse		24.1253-0050.3 331148	L= 192 mit Rohrleitung
1.2 TSI	63	03/10→12/14	→				
1.2 TSI	77	03/10→12/14	→				
1.4	63	10/07→12/14	→	☐ / am Bremsattel; → 06/14; Scheibenbremse		24.1253-0060.3 331149	L= 192 mit Rohrleitung
1.4 TSI RS	132	05/10→12/14					
1.6	77	10/07→12/14					
1.6 TDI	55	04/10→12/14					
1.6 TDI	66	03/10→12/14					
1.6 TDI	77	03/10→12/14					
1.4 TDI	51	10/07→03/10			2	83.7858-0140.3 330837	L= 140
1.4 TDI	59	10/07→03/10	←		2	83.6247-0522.3 330595	L= 522
1.9 TDI	77	10/07→03/10	→	☐ / am Bremsattel; Scheibenbremse		24.1253-0050.3 331148	L= 192 mit Rohrleitung
			→	☐ / am Bremsattel; Scheibenbremse		24.1253-0060.3 331149	L= 192 mit Rohrleitung
<b>SKODA - FABIA III (NJ3) 08/14→</b>							
<b>Bremssattel</b>							
1.0	44	08/14→	←	☐; +PR 1ZG		11.9541-9549.2 220575	ATE Ø 54 - Halter
1.0	55	08/14→	←				
1.2 TSI	66	08/14→	←	☐; +PR 1ZG		11.9541-9550.2 220576	ATE Ø 54 - Halter
1.2 TSI	81	08/14→	←	☐; +PR 1ZC		11.9541-9553.2 220563	ATE Ø 54 - Halter
1.4 TDI	66	08/14→	←				
1.4 TDI	77	08/14→	←	☐; +PR 1ZC		11.9541-9554.2 220564	ATE Ø 54 - Halter
			→	☐; +PR 1KK,1KT,2EJ		24.3387-1735.5 240657	TRW Ø 38 - Halter
			→	☐; +PR 1KK,1KT,2EJ		24.3387-1736.5 240658	TRW Ø 38 - Halter
1.4 TDI	55	05/15→	←	☐; +PR 1ZC		11.9541-9553.2 220563	ATE Ø 54 - Halter
			←	☐; +PR 1ZC		11.9541-9554.2 220564	ATE Ø 54 - Halter
			→	☐; +PR 1KT		24.3387-1735.5 240657	TRW Ø 38 - Halter
			→	☐; +PR 1KT		24.3387-1736.5 240658	TRW Ø 38 - Halter
1.6	81	01/15→	←	☐; +PR 1ZG		11.9541-9549.2 220575	ATE Ø 54 - Halter
			←	☐; +PR 1ZG		11.9541-9550.2 220576	ATE Ø 54 - Halter
			←	☐; +PR 1ZC		11.9541-9553.2 220563	ATE Ø 54 - Halter
			←	☐; +PR 1ZC		11.9541-9554.2 220564	ATE Ø 54 - Halter
			→	☐; +PR 1KT		24.3387-1735.5 240657	TRW Ø 38 - Halter
			→	☐; +PR 1KT		24.3387-1736.5 240658	TRW Ø 38 - Halter
<b>Feder, Bremsattel</b>							
1.0	44	08/14→		+PR 1ZC	2	11.8116-0351.1 390538	ATE
1.0	55	08/14→					
1.2 TSI	66	08/14→					
1.2 TSI	81	08/14→					
1.4 TDI	55	05/15→					
1.4 TDI	66	08/14→					
1.4 TDI	77	08/14→					
1.6	81	01/15→					
<b>Führungshülzensatz, Bremsattel</b>							
1.0	44	08/14→	←	+PR 1ZG		11.0101-5409.2 260035	ATE
1.0	55	08/14→	←				
1.2 TSI	66	08/14→	←	+PR 1ZC		11.0101-5409.2 260035	ATE
1.2 TSI	81	08/14→					
1.4 TDI	66	08/14→					
1.4 TDI	77	08/14→					









	kw			 	! #		
<b>SKODA - FABIA III (NJ3) 08/14→</b>							
<b>Führungshülensatz, Bremsattel</b>							
1.6	81	01/15→	←	+PR 1ZG		11.0101-5409.2 260035	ATE
			←	+PR 1ZC		11.0101-5409.2 260035	ATE
1.4 TDI	55	05/15→	←	+PR 1ZC		11.0101-5409.2 260035	ATE
<b>Führungsbolzen, Bremsattel</b>							
1.0	44	08/14→		+PR 1ZC		11.8171-0008.1 990049	ATE
1.0	55	08/14→	←	+PR 1ZG		11.8171-0008.1 990049	ATE
1.2 TSI	66	08/14→					
1.2 TSI	81	08/14→					
1.4 TDI	66	08/14→					
1.4 TDI	77	08/14→					
1.6	81	01/15→					
1.4 TDI	55	05/15→		+PR 1ZC		11.8171-0008.1 990049	ATE
<b> Bremschlauch</b>							
1.0	44	08/14→	→		2	83.7858-0140.3 330837	L= 140
1.0	55	08/14→					
1.2 TSI	66	08/14→					
1.2 TSI	81	08/14→					
1.4 TDI	55	05/15→					
1.4 TDI	66	08/14→					
1.4 TDI	77	08/14→					
1.6	81	01/15→	→	01/16→	2	83.7858-0140.3 330837	L= 140
<b>SKODA - FABIA III Kombi (NJ5) 10/14→</b>							
<b> Bremsattel</b>							
1.0	44	10/14→	←	☐; +PR 1ZG		11.9541-9549.2 220575	ATE Ø 54 - Halter
1.0	55	10/14→	←	☐; +PR 1ZG		11.9541-9550.2 220576	ATE Ø 54 - Halter
1.2 TSI	66	10/14→	←	☐; +PR 1ZG		11.9541-9550.2 220576	ATE Ø 54 - Halter
1.2 TSI	81	10/14→	←	☐; +PR 1ZC		11.9541-9553.2 220563	ATE Ø 54 - Halter
1.4 TDI	66	10/14→	←	☐; +PR 1ZC		11.9541-9553.2 220563	ATE Ø 54 - Halter
1.4 TDI	77	10/14→	←	☐; +PR 1ZC		11.9541-9554.2 220564	ATE Ø 54 - Halter
			→	☐; +PR 1KK,1KT,2EJ		24.3387-1735.5 240657	TRW Ø 38 - Halter
			→	☐; +PR 1KK,1KT,2EJ		24.3387-1736.5 240658	TRW Ø 38 - Halter
1.4 TDI	55	05/15→	←	☐; +PR 1ZC		11.9541-9553.2 220563	ATE Ø 54 - Halter
			←	☐; +PR 1ZC		11.9541-9554.2 220564	ATE Ø 54 - Halter
			→	☐; +PR 1KT		24.3387-1735.5 240657	TRW Ø 38 - Halter
			→	☐; +PR 1KT		24.3387-1736.5 240658	TRW Ø 38 - Halter
1.6	81	01/15→	←	☐; +PR 1ZG		11.9541-9549.2 220575	ATE Ø 54 - Halter
			←	☐; +PR 1ZG		11.9541-9550.2 220576	ATE Ø 54 - Halter
			←	☐; +PR 1ZC		11.9541-9553.2 220563	ATE Ø 54 - Halter
			←	☐; +PR 1ZC		11.9541-9554.2 220564	ATE Ø 54 - Halter
			→	☐; +PR 1KT		24.3387-1735.5 240657	TRW Ø 38 - Halter
			→	☐; +PR 1KT		24.3387-1736.5 240658	TRW Ø 38 - Halter
<b>Feder, Bremsattel</b>							
1.0	44	10/14→		+PR 1ZC	2	11.8116-0351.1 390538	ATE
1.0	55	10/14→					
1.2 TSI	66	10/14→					
1.2 TSI	81	10/14→					
1.4 TDI	55	05/15→					
1.4 TDI	66	10/14→					
1.4 TDI	77	10/14→					
1.6	81	01/15→					
<b>Führungshülensatz, Bremsattel</b>							
1.0	44	10/14→	←	+PR 1ZG		11.0101-5409.2 260035	ATE
1.0	55	10/14→	←	+PR 1ZC		11.0101-5409.2 260035	ATE
1.2 TSI	66	10/14→					
1.2 TSI	81	10/14→					
1.4 TDI	66	10/14→					
1.4 TDI	77	10/14→					
1.6	81	01/15→					
1.4 TDI	55	05/15→	←	+PR 1ZC		11.0101-5409.2 260035	ATE
<b>Führungsbolzen, Bremsattel</b>							
1.0	44	10/14→		+PR 1ZC		11.8171-0008.1 990049	ATE
1.0	55	10/14→	←	+PR 1ZG		11.8171-0008.1 990049	ATE
1.2 TSI	66	10/14→					
1.2 TSI	81	10/14→					
↓							










	kW			 	! #		
<b>SKODA - FABIA III Kombi (NJ5) 10/14→</b>							
<b>Führungsbolzen, Bremsattel</b>							
1.4 TDI	66	10/14→		+PR 1ZC		11.8171-0008.1	990049 ATE
1.4 TDI	77	10/14→	←	+PR 1ZG		11.8171-0008.1	990049 ATE
1.6	81	01/15→					
1.4 TDI	55	05/15→		+PR 1ZC		11.8171-0008.1	990049 ATE
<b>Bremsschlauch</b>							
1.0	44	10/14→	→		2	83.7858-0140.3	330837 L= 140
1.0	55	10/14→					
1.2 TSI	66	10/14→					
1.2 TSI	81	10/14→					
1.4 TDI	55	05/15→					
1.4 TDI	66	10/14→					
1.4 TDI	77	10/14→					
1.6	81	01/15→	→	01/16→	2	83.7858-0140.3	330837 L= 140
<b>SKODA - FELICIA I (6U1) 10/94→03/98</b>							
<b>Bremssattel</b>							
1.3	40	10/94→03/98	←	☐; → 02/98		24.3541-1737.5	240197 TRW Ø 54 - Halter
1.3	43	10/94→03/98	←				
1.3	50	10/94→03/98	←	☐; → 02/98		24.3541-1738.5	240198 TRW Ø 54 - Halter
1.6 LX	55	08/95→03/98					
1.9 D	47	10/95→03/98	←	☐; 10/96→ 02/98		24.3541-1737.5	240197 TRW Ø 54 - Halter
			←	☐; 10/96→ 02/98		24.3541-1738.5	240198 TRW Ø 54 - Halter
<b>Bremsschlauch</b>							
1.3	40	10/94→03/98	←	→ 06/96; - ABS	2	24.5112-0339.3	330771 L= 340
1.3	43	10/94→03/98	←				
1.3	50	10/94→03/98	←	07/96→ 02/98; - ABS	2	24.5166-0325.3	331293 L= 325
			→	04/95→ 02/98	2	24.5228-0180.3	330761 L= 180
			→	→ 03/95	2	24.5228-0235.3	330395 L= 235
1.6 LX	55	08/95→03/98	←	→ 06/96; - ABS	2	24.5112-0339.3	330771 L= 340
			←	07/96→ 02/98; - ABS	2	24.5166-0325.3	331293 L= 325
			→	→ 02/98	2	24.5228-0180.3	330761 L= 180
1.9 D	47	10/95→03/98	←	10/96→ 02/98; - ABS	2	24.5166-0325.3	331293 L= 325
			→	10/96→ 02/98	2	24.5228-0180.3	330761 L= 180
<b>SKODA - FELICIA I Kombi (6U5) 07/95→03/98</b>							
<b>Bremssattel</b>							
1.3	43	08/95→03/98	←	☐; → 02/98		24.3541-1737.5	240197 TRW Ø 54 - Halter
1.3 LX	40	08/95→03/98					
1.3 LXI	50	08/95→03/98	←	☐; → 02/98		24.3541-1738.5	240198 TRW Ø 54 - Halter
1.6 GLX	55	08/95→03/98					
1.9 D	47	10/95→03/98	←	☐; 10/96→ 02/98		24.3541-1737.5	240197 TRW Ø 54 - Halter
			←	☐; 10/96→ 02/98		24.3541-1738.5	240198 TRW Ø 54 - Halter
<b>Bremsschlauch</b>							
1.3	43	08/95→03/98	←	→ 06/96; - ABS	2	24.5112-0339.3	330771 L= 340
1.3 LX	40	08/95→03/98					
1.3 LXI	50	08/95→03/98	←	07/96→ 02/98; - ABS	2	24.5166-0325.3	331293 L= 325
1.6 GLX	55	08/95→03/98	→	→ 02/98	2	24.5228-0180.3	330761 L= 180
1.9 D	47	10/95→03/98	←	10/96→ 02/98; - ABS	2	24.5166-0325.3	331293 L= 325
			→	10/96→ 02/98	2	24.5228-0180.3	330761 L= 180
<b>SKODA - FELICIA I Pick-up (6UF, 6U7) 10/95→04/02</b>							
<b>Bremssattel</b>							
1.3	40	06/97→04/02	←	☐; → 12/00		24.3541-1737.5	240197 TRW Ø 54 - Halter
1.3	50	06/97→04/02					
1.9 D	47	06/97→04/02	←	☐; → 12/00		24.3541-1738.5	240198 TRW Ø 54 - Halter
1.3	43	10/95→04/02	←	☐; 06/97→ 12/00		24.3541-1737.5	240197 TRW Ø 54 - Halter
			←	☐; 06/97→ 12/00		24.3541-1738.5	240198 TRW Ø 54 - Halter
1.6	55	06/97→04/02	←	☐; → 12/99		24.3541-1737.5	240197 TRW Ø 54 - Halter
			←	☐; → 12/99		24.3541-1738.5	240198 TRW Ø 54 - Halter
<b>Bremsschlauch</b>							
1.3	40	06/97→04/02	←	→ 12/00	2	24.5166-0325.3	331293 L= 325
1.3	50	06/97→04/02					
↓							

	kw					! #		
<b>SKODA - FELICIA I Pick-up (6UF, 6U7) 10/95→04/02</b>								
 <b>Bremsschlauch</b>								
1.9 D	47	06/97→04/02	➔	→ 12/00	2	83.6236-0175.3	330710	L= 175
1.3	43	10/95→04/02	➔	06/97→ 12/00	2	24.5166-0325.3	331293	L= 325
			➔	06/97→ 12/00	2	83.6236-0175.3	330710	L= 175
1.6	55	06/97→04/02	➔	→ 12/99	2	24.5166-0325.3	331293	L= 325
			➔	→ 12/99	2	83.6236-0175.3	330710	L= 175
<b>SKODA - FELICIA II (6U1) 01/98→06/01</b>								
 <b>Bremssattel</b>								
1.3	40	01/98→06/01	➔	☐; 03/98→		24.3541-1737.5	240197	TRW Ø 54 - Halter
1.3	43	01/98→06/01	➔	☐; 03/98→		24.3541-1738.5	240198	TRW Ø 54 - Halter
1.3	50	01/98→06/01	➔	☐; 03/98→		24.3541-1738.5	240198	TRW Ø 54 - Halter
1.6	55	01/98→06/01	➔					
1.9 D	47	01/98→06/01	➔					
 <b>Bremsschlauch</b>								
1.3	40	01/98→06/01	➔	03/98→	2	24.5166-0325.3	331293	L= 325
1.3	43	01/98→06/01	➔	03/98→ 08/98	2	24.5228-0180.3	330761	L= 180
1.3	50	01/98→06/01	➔	03/98→ 08/98	2	24.5228-0180.3	330761	L= 180
1.6	55	01/98→06/01	➔	09/98→	2	83.6236-0175.3	330710	L= 175
1.9 D	47	01/98→06/01	➔	09/98→	2	83.6236-0175.3	330710	L= 175
<b>SKODA - FELICIA II Kombi (6U5) 01/98→06/01</b>								
 <b>Bremssattel</b>								
1.3	50	01/98→06/01	➔	☐; 03/98→		24.3541-1737.5	240197	TRW Ø 54 - Halter
1.6	55	01/98→06/01	➔	☐; 03/98→		24.3541-1738.5	240198	TRW Ø 54 - Halter
1.9 D	47	01/98→06/01	➔	☐; 03/98→		24.3541-1738.5	240198	TRW Ø 54 - Halter
 <b>Bremsschlauch</b>								
1.3	50	01/98→06/01	➔	03/98→	2	24.5166-0325.3	331293	L= 325
1.6	55	01/98→06/01	➔	03/98→ 08/98	2	24.5228-0180.3	330761	L= 180
1.9 D	47	01/98→06/01	➔	03/98→ 08/98	2	24.5228-0180.3	330761	L= 180
			➔	09/98→	2	83.6236-0175.3	330710	L= 175
<b>SKODA - KODIAQ (NS7) 10/16→</b>								
 <b>Bremssattel</b>								
1.4 TSI	92	03/17→	➔	☐; +PR 1LA,1LW		24.3601-1727.5	240786	TRW Ø 60 - Halter
1.4 TSI	110	03/17→	➔	☐; +PR 1LA,1LW		24.3601-1728.5	240787	TRW Ø 60 - Halter
1.4 TSI 4x4	110	03/17→	➔	☐; +PR 1LA,1LW		24.3601-1728.5	240787	TRW Ø 60 - Halter
2.0 TDI	110	03/17→	➔					
2.0 TDI 4x4	110	03/17→	➔					
2.0 TDI 4x4	140	03/17→	➔					
2.0 TSI 4x4	132	03/17→	➔					
<b>SKODA - OCTAVIA (1Z3) 02/04→06/13</b>								
 <b>Bremssattel</b>								
1.2 TSI	77	02/10→06/13	➔	☐; → 01/13; +PR 1ZC, 1ZF, 1ZM		11.9541-9549.2	220575	ATE Ø 54 - Halter
			➔	☐; → 01/13; +PR 1ZC, 1ZF, 1ZM		11.9541-9550.2	220576	ATE Ø 54 - Halter
			➔	☐; → 01/13; +PR 1ZE		11.9541-9553.2	220563	ATE Ø 54 - Halter
			➔	☐; → 01/13; +PR 1ZE		11.9541-9554.2	220564	ATE Ø 54 - Halter
			➔	☐; → 01/13; +PR 1KD		24.3384-1755.5	240886	TRW Ø 38 - Halter
			➔	☐; → 01/13; +PR 1KD		24.3384-1756.5	240887	TRW Ø 38 - Halter
			➔	☐; → 01/13; +PR 1KF		24.3414-1709.5	240834	TRW Ø 41 - Halter
			➔	☐; → 01/13; +PR 1KF		24.3414-1710.5	240835	TRW Ø 41 - Halter
1.4 1.6 FSI 2.0 TDI	55 85 100	05/04→05/06 02/04→10/08 02/04→05/10	➔	☐; 06/04→; +PR 1ZC, 1ZF, 1ZM		11.9541-9549.2	220575	ATE Ø 54 - Halter
			➔	☐; 06/04→; +PR 1ZC, 1ZF, 1ZM		11.9541-9550.2	220576	ATE Ø 54 - Halter
			➔	☐; 06/04→; +PR 1ZE		11.9541-9553.2	220563	ATE Ø 54 - Halter
			➔	☐; 06/04→; +PR 1ZE		11.9541-9554.2	220564	ATE Ø 54 - Halter
			➔	☐; 06/04→; +PR 1KD		24.3384-1755.5	240886	TRW Ø 38 - Halter
			➔	☐; 06/04→; +PR 1KD		24.3384-1756.5	240887	TRW Ø 38 - Halter
			➔	☐; 06/04→; +PR 1KF		24.3414-1709.5	240834	TRW Ø 41 - Halter
			➔	☐; 06/04→; +PR 1KF		24.3414-1710.5	240835	TRW Ø 41 - Halter
1.4 1.4 TSI 1.6 TDI	59 90 75 77	06/04→04/13 11/08→06/13 06/04→06/13 06/09→04/13	➔	☐; → 01/13; +PR 1ZC, 1ZF, 1ZM		11.9541-9549.2	220575	ATE Ø 54 - Halter
			➔	☐; → 01/13; +PR 1ZC, 1ZF, 1ZM		11.9541-9550.2	220576	ATE Ø 54 - Halter
			➔	☐; → 01/13; +PR 1ZC, 1ZF, 1ZM		11.9541-9553.2	220563	ATE Ø 54 - Halter
			➔	☐; → 01/13; +PR 1ZC, 1ZF, 1ZM		11.9541-9554.2	220564	ATE Ø 54 - Halter



	kw			 	! #			
<b>SKODA - OCTAVIA (1Z3) 02/04→06/13</b>								
<b> Bremssattel</b>								
1.8 TSI 1.8 TSI 2.0 TDI	112	03/09→06/13	←	☐; → 01/13; +PR 1ZE		11.9541-9553.2	220563	ATE Ø 54 - Halter
	118	06/07→04/13	←	☐; → 01/13; +PR 1ZE		11.9541-9554.2	220564	ATE Ø 54 - Halter
	81	03/10→06/13	→	☐; → 01/13; +PR 1KD		24.3384-1755.5	240886	TRW Ø 38 - Halter
			→	☐; → 01/13; +PR 1KD		24.3384-1756.5	240887	TRW Ø 38 - Halter
			→	☐; → 01/13; +PR 1KF		24.3414-1709.5	240834	TRW Ø 41 - Halter
			→	☐; → 01/13; +PR 1KF		24.3414-1710.5	240835	TRW Ø 41 - Halter
1.6 LPG	75	08/09→11/12	←	☐; 09/09→; +PR 1ZC, 1ZF, 1ZM		11.9541-9549.2	220575	ATE Ø 54 - Halter
			←	☐; 09/09→; +PR 1ZC, 1ZF, 1ZM		11.9541-9550.2	220576	ATE Ø 54 - Halter
			←	☐; 09/09→; +PR 1ZE		11.9541-9553.2	220563	ATE Ø 54 - Halter
			←	☐; 09/09→; +PR 1ZE		11.9541-9554.2	220564	ATE Ø 54 - Halter
			→	☐; 09/09→; +PR 1KD		24.3384-1755.5	240886	TRW Ø 38 - Halter
			→	☐; 09/09→; +PR 1KD		24.3384-1756.5	240887	TRW Ø 38 - Halter
			→	☐; 09/09→; +PR 1KF		24.3414-1709.5	240834	TRW Ø 41 - Halter
			→	☐; 09/09→; +PR 1KF		24.3414-1710.5	240835	TRW Ø 41 - Halter
1.6 MultiFuel	75	01/08→06/13	←	☐; 09/09→ 01/13; +PR 1ZC, 1ZF, 1ZM		11.9541-9549.2	220575	ATE Ø 54 - Halter
			←	☐; 09/09→ 01/13; +PR 1ZC, 1ZF, 1ZM		11.9541-9550.2	220576	ATE Ø 54 - Halter
			←	☐; 09/09→ 01/13; +PR 1ZE		11.9541-9553.2	220563	ATE Ø 54 - Halter
			←	☐; 09/09→ 01/13; +PR 1ZE		11.9541-9554.2	220564	ATE Ø 54 - Halter
			→	☐; 09/09→; +PR 1KD; → 01/13		24.3384-1755.5	240886	TRW Ø 38 - Halter
			→	☐; 09/09→; +PR 1KD; → 01/13		24.3384-1756.5	240887	TRW Ø 38 - Halter
			→	☐; 09/09→; +PR 1KF; → 01/13		24.3414-1709.5	240834	TRW Ø 41 - Halter
			→	☐; 09/09→; +PR 1KF; → 01/13		24.3414-1710.5	240835	TRW Ø 41 - Halter
1.8 T	110	09/05→12/08	←	☐; 06/07→; +PR 1ZC, 1ZF, 1ZM		11.9541-9549.2	220575	ATE Ø 54 - Halter
			←	☐; 06/07→; +PR 1ZC, 1ZF, 1ZM		11.9541-9550.2	220576	ATE Ø 54 - Halter
			←	☐; 06/07→; +PR 1ZE		11.9541-9553.2	220563	ATE Ø 54 - Halter
			←	☐; 06/07→; +PR 1ZE		11.9541-9554.2	220564	ATE Ø 54 - Halter
			→	☐; 06/07→; +PR 1KD		24.3384-1755.5	240886	TRW Ø 38 - Halter
			→	☐; 06/07→; +PR 1KD		24.3384-1756.5	240887	TRW Ø 38 - Halter
			→	☐; 06/07→; +PR 1KF		24.3414-1709.5	240834	TRW Ø 41 - Halter
			→	☐; 06/07→; +PR 1KF		24.3414-1710.5	240835	TRW Ø 41 - Halter
1.9 TDI 2.0 FSI 2.0 TDI	77	06/04→12/10	←	☐; +PR 1ZC, 1ZF, 1ZM		11.9541-9549.2	220575	ATE Ø 54 - Halter
	110	11/04→10/08	←	☐; +PR 1ZC, 1ZF, 1ZM		11.9541-9550.2	220576	ATE Ø 54 - Halter
	103	11/05→05/10	←	☐; +PR 1ZE		11.9541-9553.2	220563	ATE Ø 54 - Halter
			←	☐; +PR 1ZE		11.9541-9554.2	220564	ATE Ø 54 - Halter
			→	☐; +PR 1KD		24.3384-1755.5	240886	TRW Ø 38 - Halter
			→	☐; +PR 1KD		24.3384-1756.5	240887	TRW Ø 38 - Halter
			→	☐; +PR 1KF		24.3414-1709.5	240834	TRW Ø 41 - Halter
			→	☐; +PR 1KF		24.3414-1710.5	240835	TRW Ø 41 - Halter
2.0 RS 2.0 TDI RS	147	10/05→02/13	←	☐; → 01/13; +PR 1LL,1LP,1ZB		11.9541-9553.2	220563	ATE Ø 54 - Halter
	125	04/06→02/13	←	☐; → 01/13; +PR 1LL,1LP,1ZB		11.9541-9554.2	220564	ATE Ø 54 - Halter
			→	☐; → 01/13; +PR 1KP		24.3387-1729.7	221007	TRW Ø 38 - Halter
			→	☐; → 01/13; +PR 1KP		24.3387-1730.7	221008	TRW Ø 38 - Halter
2.0 TDI 16V	103	02/04→04/13	←	☐; 06/04→ 01/13; +PR 1ZC, 1ZF, 1ZM		11.9541-9549.2	220575	ATE Ø 54 - Halter
			←	☐; 06/04→ 01/13; +PR 1ZC, 1ZF, 1ZM		11.9541-9550.2	220576	ATE Ø 54 - Halter
			←	☐; 06/04→ 01/13; +PR 1ZE		11.9541-9553.2	220563	ATE Ø 54 - Halter
			←	☐; 06/04→ 01/13; +PR 1ZE		11.9541-9554.2	220564	ATE Ø 54 - Halter
			→	☐; 06/04→ 01/13; +PR 1KD		24.3384-1755.5	240886	TRW Ø 38 - Halter
			→	☐; 06/04→ 01/13; +PR 1KD		24.3384-1756.5	240887	TRW Ø 38 - Halter
			→	☐; 06/04→ 01/13; +PR 1KF		24.3414-1709.5	240834	TRW Ø 41 - Halter
			→	☐; 06/04→ 01/13; +PR 1KF		24.3414-1710.5	240835	TRW Ø 41 - Halter
<b>Feder, Bremssattel</b>								
1.2 TSI 1.4 ↓	77 59	02/10→06/13 06/04→04/13	←	→ 01/13; +PR 1ZE	2	11.8116-0351.1	390538	ATE

	kw			 	! #		
<b>SKODA - OCTAVIA (1Z3) 02/04→06/13</b>							
<b>Feder, Bremssattel</b>							
1.4 TSI	90	11/08→06/13	←	→ 01/13; +PR 1ZE	2	11.8116-0351.1	390538 ATE
1.6	75	06/04→06/13					
1.6 TDI	77	06/09→04/13					
1.8 TSI	112	03/09→06/13					
1.8 TSI	118	06/07→04/13					
2.0 TDI	81	03/10→06/13					
1.4	55	05/04→05/06	←	06/04→; +PR 1ZE	2	11.8116-0351.1	390538 ATE
1.6 FSI	85	02/04→10/08					
2.0 TDI	100	02/04→05/10					
1.6 LPG	75	08/09→11/12	←	09/09→; +PR 1ZE	2	11.8116-0351.1	390538 ATE
1.6 MultiFuel	75	01/08→06/13	←	09/09→ 01/13; +PR 1ZE	2	11.8116-0351.1	390538 ATE
1.8 T	110	09/05→12/08	←	06/07→; +PR 1ZE	2	11.8116-0351.1	390538 ATE
1.9 TDI	77	06/04→12/10	←	+PR 1ZE	2	11.8116-0351.1	390538 ATE
2.0 FSI	110	11/04→10/08					
2.0 TDI	103	11/05→05/10					
2.0 RS	147	10/05→02/13		→ 01/13; +PR 1LL,1LP,1ZB	2	11.8116-0351.1	390538 ATE
2.0 TDI RS	125	04/06→02/13					
2.0 TDI 16V	103	02/04→04/13	←	06/04→ 01/13; +PR 1ZE	2	11.8116-0351.1	390538 ATE
<b>Führungshülzensatz, Bremssattel</b>							
1.2 TSI	77	02/10→06/13	←	→ 01/13; +PR 1ZE		11.0101-5409.2	260035 ATE
1.4	59	06/04→04/13					
1.4 TSI	90	11/08→06/13					
1.6	75	06/04→06/13					
1.6 TDI	77	06/09→04/13					
1.8 TSI	112	03/09→06/13					
1.8 TSI	118	06/07→04/13					
2.0 TDI	81	03/10→06/13					
1.4	55	05/04→05/06	←	06/04→; +PR 1ZE		11.0101-5409.2	260035 ATE
1.6 FSI	85	02/04→10/08					
2.0 TDI	100	02/04→05/10					
1.6 LPG	75	08/09→11/12	←	09/09→; +PR 1ZE		11.0101-5409.2	260035 ATE
1.6 MultiFuel	75	01/08→06/13	←	09/09→ 01/13; +PR 1ZE		11.0101-5409.2	260035 ATE
1.8 T	110	09/05→12/08	←	06/07→; +PR 1ZE		11.0101-5409.2	260035 ATE
1.9 TDI	77	06/04→12/10	←	+PR 1ZE		11.0101-5409.2	260035 ATE
2.0 FSI	110	11/04→10/08					
2.0 TDI	103	11/05→05/10					
2.0 RS	147	10/05→02/13	←	→ 01/13; +PR 1LL,1LP,1ZB		11.0101-5409.2	260035 ATE
2.0 TDI RS	125	04/06→02/13					
2.0 TDI 16V	103	02/04→04/13	←	06/04→ 01/13; +PR 1ZE		11.0101-5409.2	260035 ATE
<b>Führungsbolzen, Bremssattel</b>							
1.2 TSI	77	02/10→06/13		→ 01/13; +PR 1ZE		11.8171-0008.1	990049 ATE
				→ 01/13; +PR 1ZC,1ZF,1ZM		11.8171-0069.1	250152 ATE
1.4	55	05/04→05/06		06/04→; +PR 1ZE		11.8171-0008.1	990049 ATE
1.6 FSI	85	02/04→10/08					
2.0 TDI	100	02/04→05/10		06/04→; +PR 1ZC, 1ZF, 1ZM		11.8171-0069.1	250152 ATE
1.4	59	06/04→04/13		→ 01/13; +PR 1ZE		11.8171-0008.1	990049 ATE
1.4 TSI	90	11/08→06/13					
1.6	75	06/04→06/13		→ 01/13; +PR 1ZC, 1ZF, 1ZM		11.8171-0069.1	250152 ATE
1.6 TDI	77	06/09→04/13					
1.8 TSI	112	03/09→06/13					
1.8 TSI	118	06/07→04/13					
2.0 TDI	81	03/10→06/13					
1.6 LPG	75	08/09→11/12		09/09→; +PR 1ZE		11.8171-0008.1	990049 ATE
				09/09→; +PR 1ZC, 1ZF, 1ZM		11.8171-0069.1	250152 ATE
1.6 MultiFuel	75	01/08→06/13		09/09→ 01/13; +PR 1ZE		11.8171-0008.1	990049 ATE
				09/09→ 01/13; +PR 1ZC, 1ZF, 1ZM		11.8171-0069.1	250152 ATE
1.8 T	110	09/05→12/08		06/07→; +PR 1ZE		11.8171-0008.1	990049 ATE
				06/07→; +PR 1ZC, 1ZF, 1ZM		11.8171-0069.1	250152 ATE
1.9 TDI	77	06/04→12/10		+PR 1ZE		11.8171-0008.1	990049 ATE
2.0 FSI	110	11/04→10/08					
2.0 TDI	103	11/05→05/10		+PR 1ZC, 1ZF, 1ZM		11.8171-0069.1	250152 ATE
2.0 RS	147	10/05→02/13		→ 01/13; +PR 1LL,1LP,1ZB		11.8171-0008.1	990049 ATE
2.0 TDI RS	125	04/06→02/13					
2.0 TDI 16V	103	02/04→04/13		06/04→ 01/13; +PR 1ZE		11.8171-0008.1	990049 ATE
				06/04→ 01/13; +PR 1ZC, 1ZF, 1ZM		11.8171-0069.1	250152 ATE
<b>Bremsschlauch</b>							
1.2 TSI	77	02/10→06/13	←	→ 01/13	2	24.5143-0564.3	331433 L= 564
2.0 TDI	81	03/10→06/13	→	☐; → 01/13		83.7847-0254.3	331233 L= 255
↓							

**SKODA - OCTAVIA (1Z3) 02/04→06/13**









**Bremsschlauch**

1.2 TSI 2.0 TDI	77 81	02/10→06/13 03/10→06/13	➡	☐; → 01/13		83.7847-0257.3	331234	L= 255
1.4 1.6 FSI	55 85	05/04→05/06 02/04→10/08	➡	06/04→	2	24.5143-0564.3	331433	L= 564
			➡	06/04→	2	24.5204-0233.3	331430	L= 233
1.4 1.4 TSI 1.6	59 90 75	06/04→04/13 11/08→06/13 06/04→06/13	➡	→ 01/13	2	24.5143-0564.3	331433	L= 564
			➡	→ 10/09	2	24.5204-0233.3	331430	L= 233
1.6 TDI 1.8 TSI 1.8 TSI 2.0 RS 2.0 TDI RS	77 112 118 147 125	06/09→04/13 03/09→06/13 06/07→04/13 10/05→02/13 04/06→02/13	➡	☐; 11/09→ 01/13		83.7847-0254.3	331233	L= 255
			➡	☐; 11/09→ 01/13		83.7847-0257.3	331234	L= 255
1.6 LPG	75	08/09→11/12	➡	09/09→	2	24.5143-0564.3	331433	L= 564
			➡	09/09→ 10/09	2	24.5204-0233.3	331430	L= 233
			➡	☐; 11/09→		83.7847-0254.3	331233	L= 255
			➡	☐; 11/09→		83.7847-0257.3	331234	L= 255
1.6 MultiFuel	75	01/08→06/13	➡	09/09→ 01/13	2	24.5143-0564.3	331433	L= 564
			➡	09/09→ 10/09	2	24.5204-0233.3	331430	L= 233
			➡	☐; 11/09→ 01/13		83.7847-0254.3	331233	L= 255
			➡	☐; 11/09→ 01/13		83.7847-0257.3	331234	L= 255
1.8 T	110	09/05→12/08	➡	06/07→	2	24.5143-0564.3	331433	L= 564
			➡	06/07→	2	24.5204-0233.3	331430	L= 233
1.9 TDI 2.0 TDI	77 103	06/04→12/10 11/05→05/10	➡		2	24.5143-0564.3	331433	L= 564
			➡	→ 10/09	2	24.5204-0233.3	331430	L= 233
			➡	☐; 11/09→		83.7847-0254.3	331233	L= 255
			➡	☐; 11/09→		83.7847-0257.3	331234	L= 255
2.0 FSI	110	11/04→10/08	➡		2	24.5143-0564.3	331433	L= 564
			➡		2	24.5204-0233.3	331430	L= 233
2.0 TDI	100	02/04→05/10	➡	06/04→	2	24.5143-0564.3	331433	L= 564
			➡	06/04→ 10/09	2	24.5204-0233.3	331430	L= 233
			➡	☐; 11/09→		83.7847-0254.3	331233	L= 255
			➡	☐; 11/09→		83.7847-0257.3	331234	L= 255
2.0 TDI 16V	103	02/04→04/13	➡	06/04→ 01/13	2	24.5143-0564.3	331433	L= 564
			➡	06/04→ 10/09	2	24.5204-0233.3	331430	L= 233
			➡	☐; 11/09→ 01/13		83.7847-0254.3	331233	L= 255
			➡	☐; 11/09→ 01/13		83.7847-0257.3	331234	L= 255









**SKODA - OCTAVIA I (1U2) 09/96→12/10**









**Bremssattel**








1.4	44	04/99→03/01	➡	☐; +PR 1LQ,1LR,1LS,1ZM		11.9541-9549.2	220575	ATE Ø 54 - Halter
			➡	☐; +PR 1LQ,1LR,1LS,1ZM		11.9541-9550.2	220576	ATE Ø 54 - Halter
			➡	☐; +PR 1LN,1LE,1ZD,1ZE / 1ZH		24.3541-8523.5	240551	ATE Ø 54 - Halter
			➡	☐; +PR 1LN,1LE,1ZD,1ZE / 1ZH		24.3541-8524.5	240552	ATE Ø 54 - Halter
1.4 16V	55	09/00→12/10	➡	☐; → 06/10; +PR 1LQ,1LR,1LS,1ZM		11.9541-9549.2	220575	ATE Ø 54 - Halter
			➡	☐; → 06/10; +PR 1LQ,1LR,1LS,1ZM		11.9541-9550.2	220576	ATE Ø 54 - Halter
			➡	☐; → 06/10; +PR 1LN,1LE,1ZD,1ZE / 1ZH		24.3541-8523.5	240551	ATE Ø 54 - Halter
			➡	☐; → 06/10; +PR 1LN,1LE,1ZD,1ZE / 1ZH		24.3541-8524.5	240552	ATE Ø 54 - Halter
1.6 1.9 TDI	55 66	09/96→09/04 09/96→03/10	➡	☐; 10/96→; → 1U-W-104149; +PR 1LQ,1LR,1LS,1ZM		11.9541-9549.2	220575	ATE Ø 54 - Halter
			➡	☐; 1U-W-104150→; +PR 1LQ,1LR,1LS,1ZM		11.9541-9549.2	220575	ATE Ø 54 - Halter
			➡	☐; 1U-W-104150→; +PR 1LQ,1LR,1LS,1ZM		11.9541-9550.2	220576	ATE Ø 54 - Halter
			➡	☐; 10/96→; → 1U-W-104149; +PR 1LQ,1LR,1LS,1ZM		11.9541-9550.2	220576	ATE Ø 54 - Halter
			➡	☐; 10/96→; +PR 1LN,1LE,1ZD,1ZE / 1ZH		24.3541-8523.5	240551	ATE Ø 54 - Halter
			➡	☐; 10/96→; +PR 1LN,1LE,1ZD,1ZE / 1ZH		24.3541-8524.5	240552	ATE Ø 54 - Halter









	kw			 	! #		
<b>SKODA - OCTAVIA I (1U2) 09/96→12/10</b>							
 <b>Bremssattel</b>							
1.6 1.9 TDI	55 66	09/96→09/04 09/96→03/10	➡	☐; 10/96→; → 1U-Y-294000; +PR 1KP	24.3414-1703.7	220535	Ø 41 - Halter
			➡	☐; 10/96→; → 1U-Y-294000; +PR 1KP	24.3414-1704.7	220536	Ø 41 - Halter
			➡	☐; 1U-Y-294001→; +PR 1KP	24.3414-1705.7	220549	TRW Ø 41 - Halter
			➡	☐; 1U-Y-294001→; +PR 1KP	24.3414-1706.7	220550	TRW Ø 41 - Halter
1.6	74	02/97→12/07	←	☐; → 1U-W-104149; +PR 1LQ,1LR,1LS,1ZM	11.9541-9549.2	220575	ATE Ø 54 - Halter
			←	☐; 1U-W-104150→; +PR 1LQ,1LR,1LS,1ZM	11.9541-9549.2	220575	ATE Ø 54 - Halter
			←	☐; → 1U-W-104149; +PR 1LQ,1LR,1LS,1ZM	11.9541-9550.2	220576	ATE Ø 54 - Halter
			←	☐; 1U-W-104150→; +PR 1LQ,1LR,1LS,1ZM	11.9541-9550.2	220576	ATE Ø 54 - Halter
			←	☐; +PR 1LN,1LE,1ZD,1ZE / 1ZH	24.3541-8523.5	240551	ATE Ø 54 - Halter
			←	☐; +PR 1LN,1LE,1ZD,1ZE / 1ZH	24.3541-8524.5	240552	ATE Ø 54 - Halter
			➡	☐; → 1U-Y-294000; +PR 1KP	24.3414-1703.7	220535	Ø 41 - Halter
			➡	☐; → 1U-Y-294000; +PR 1KP	24.3414-1704.7	220536	Ø 41 - Halter
			➡	☐; 1U-Y-294001→; +PR 1KP	24.3414-1705.7	220549	TRW Ø 41 - Halter
			➡	☐; 1U-Y-294001→; +PR 1KP	24.3414-1706.7	220550	TRW Ø 41 - Halter
1.6	75	11/00→12/10	←	☐; 1U-W-104150→; → 06/10; +PR 1LQ,1LR,1LS,1ZM	11.9541-9549.2	220575	ATE Ø 54 - Halter
			←	☐; → 1U-W-104149; +PR 1LQ,1LR,1LS,1ZM	11.9541-9549.2	220575	ATE Ø 54 - Halter
			←	☐; → 1U-W-104149; +PR 1LQ,1LR,1LS,1ZM	11.9541-9550.2	220576	ATE Ø 54 - Halter
			←	☐; 1U-W-104150→; → 06/10; +PR 1LQ,1LR,1LS,1ZM	11.9541-9550.2	220576	ATE Ø 54 - Halter
			←	☐; → 06/10; +PR 1LN,1LE,1ZD,1ZE / 1ZH	24.3541-8523.5	240551	ATE Ø 54 - Halter
			←	☐; → 06/10; +PR 1LN,1LE,1ZD,1ZE / 1ZH	24.3541-8524.5	240552	ATE Ø 54 - Halter
			➡	☐; → 1U-Y-294000; +PR 1KP	24.3414-1703.7	220535	Ø 41 - Halter
			➡	☐; → 1U-Y-294000; +PR 1KP	24.3414-1704.7	220536	Ø 41 - Halter
			➡	☐; 1U-Y-294001→; → 06/10; +PR 1KP	24.3414-1705.7	220549	TRW Ø 41 - Halter
			➡	☐; 1U-Y-294001→; → 06/10; +PR 1KP	24.3414-1706.7	220550	TRW Ø 41 - Halter
1.8	92	09/96→07/00	←	☐; 10/96→; → 1U-W-104149; +PR 1LQ,1LR,1LS,1ZM	11.9541-9549.2	220575	ATE Ø 54 - Halter
			←	☐; 1U-W-104150→; +PR 1LQ,1LR,1LS,1ZM	11.9541-9549.2	220575	ATE Ø 54 - Halter
			←	☐; 1U-W-104150→; +PR 1LQ,1LR,1LS,1ZM	11.9541-9550.2	220576	ATE Ø 54 - Halter
			←	☐; 10/96→; → 1U-W-104149; +PR 1LQ,1LR,1LS,1ZM	11.9541-9550.2	220576	ATE Ø 54 - Halter
			←	☐; 10/96→; +PR 1LN,1LE,1ZD,1ZE / 1ZH	24.3541-8523.5	240551	ATE Ø 54 - Halter
			←	☐; 10/96→; +PR 1LN,1LE,1ZD,1ZE / 1ZH	24.3541-8524.5	240552	ATE Ø 54 - Halter
			➡	☐; 10/96→; → 1U-W-129999; +PR 1KK,1KS	24.3384-1723.7	220523	TRW Ø 38 - Halter
			➡	☐; 10/96→; → 1U-W-129999; +PR 1KK,1KS	24.3384-1724.7	220524	TRW Ø 38 - Halter
			➡	☐; 1U-W-130000→ 1U-Y-294000; +PR 1KP	24.3414-1703.7	220535	Ø 41 - Halter
			➡	☐; 1U-W-130000→ 1U-Y-294000; +PR 1KP	24.3414-1704.7	220536	Ø 41 - Halter
			➡	☐; 1U-Y-294001→; +PR 1KP	24.3414-1705.7	220549	TRW Ø 41 - Halter
			➡	☐; 1U-Y-294001→; +PR 1KP	24.3414-1706.7	220550	TRW Ø 41 - Halter
1.8 T	110	08/97→12/10	←	☐; 03/98→; → 1U-W-104149; +PR 1LQ,1LR,1LS,1ZM	11.9541-9549.2	220575	ATE Ø 54 - Halter
			←	☐; 1U-W-104150→; → 06/10; +PR 1LQ,1LR,1LS,1ZM	11.9541-9549.2	220575	ATE Ø 54 - Halter
			←	☐; 1U-W-104150→; → 06/10; +PR 1LQ,1LR,1LS,1ZM	11.9541-9550.2	220576	ATE Ø 54 - Halter
			←	☐; 03/98→; → 1U-W-104149; +PR 1LQ,1LR,1LS,1ZM	11.9541-9550.2	220576	ATE Ø 54 - Halter
			←	☐; 03/98→ 06/10; +PR 1LN,1LE,1ZD,1ZE / 1ZH	24.3541-8523.5	240551	ATE Ø 54 - Halter











	kw			 	! #		
<b>SKODA - OCTAVIA I (1U2) 09/96→12/10</b>							
<b> Bremssattel</b>							
1.8 T	110	08/97→12/10	←	☐; 03/98→06/10; +PR 1LN,1LE,1ZD,1ZE / 1ZH	24.3541-8524.5	240552	ATE Ø 54 - Halter
			→	☐; 03/98→; → 1U-W-129999; +PR 1KK,1KS	24.3384-1723.7	220523	TRW Ø 38 - Halter
			→	☐; 03/98→; → 1U-W-129999; +PR 1KK,1KS	24.3384-1724.7	220524	TRW Ø 38 - Halter
			→	☐; 1U-W-130000→ 1U-Y-294000; +PR 1KP	24.3414-1703.7	220535	Ø 41 - Halter
			→	☐; 1U-W-130000→ 1U-Y-294000; +PR 1KP	24.3414-1704.7	220536	Ø 41 - Halter
			→	☐; 1U-Y-294001→; → 06/10; +PR 1KP	24.3414-1705.7	220549	TRW Ø 41 - Halter
			→	☐; 1U-Y-294001→; → 06/10; +PR 1KP	24.3414-1706.7	220550	TRW Ø 41 - Halter
1.8 T 4x4	110	05/01→05/06	←	☐; +PR 1LQ,1LR,1LS,1ZM	11.9541-9549.2	220575	ATE Ø 54 - Halter
			←	☐; +PR 1LQ,1LR,1LS,1ZM	11.9541-9550.2	220576	ATE Ø 54 - Halter
			←	☐; +PR 1LN,1LE,1ZD,1ZE / 1ZH	24.3541-8523.5	240551	ATE Ø 54 - Halter
			←	☐; +PR 1LN,1LE,1ZD,1ZE / 1ZH	24.3541-8524.5	240552	ATE Ø 54 - Halter
			→	☐; +PR 1KE	24.3414-1705.7	220549	TRW Ø 41 - Halter
			→	☐; +PR 1KE	24.3414-1706.7	220550	TRW Ø 41 - Halter
			1.9 SDI 1.9 TDI	50 81	06/97→12/03 08/97→01/06	←	☐; → 1U-W-104149; +PR 1LQ,1LR,1LS,1ZM
←	☐; 1U-W-104150→; +PR 1LQ,1LR,1LS,1ZM	11.9541-9549.2				220575	ATE Ø 54 - Halter
←	☐; → 1U-W-104149; +PR 1LQ,1LR,1LS,1ZM	11.9541-9550.2				220576	ATE Ø 54 - Halter
←	☐; 1U-W-104150→; +PR 1LQ,1LR,1LS,1ZM	11.9541-9550.2				220576	ATE Ø 54 - Halter
←	☐; +PR 1LN,1LE,1ZD,1ZE / 1ZH	24.3541-8523.5				240551	ATE Ø 54 - Halter
←	☐; +PR 1LN,1LE,1ZD,1ZE / 1ZH	24.3541-8524.5				240552	ATE Ø 54 - Halter
→	☐; → 1U-W-129999; +PR 1KK,1KS	24.3384-1723.7				220523	TRW Ø 38 - Halter
→	☐; → 1U-W-129999; +PR 1KK,1KS	24.3384-1724.7				220524	TRW Ø 38 - Halter
→	☐; 1U-W-130000→ 1U-Y-294000; +PR 1KP	24.3414-1703.7				220535	Ø 41 - Halter
→	☐; 1U-W-130000→ 1U-Y-294000; +PR 1KP	24.3414-1704.7				220536	Ø 41 - Halter
→	☐; 1U-Y-294001→; +PR 1KP	24.3414-1705.7				220549	TRW Ø 41 - Halter
→	☐; 1U-Y-294001→; +PR 1KP	24.3414-1706.7				220550	TRW Ø 41 - Halter
1.9 TDI	74	10/05→12/10				←	☐; → 06/10; +PR 1LQ,1LR,1LS,1ZM
			←	☐; → 06/10; +PR 1LQ,1LR,1LS,1ZM	11.9541-9550.2	220576	ATE Ø 54 - Halter
			←	☐; → 06/10; +PR 1LN,1LE,1ZD,1ZE / 1ZH	24.3541-8523.5	240551	ATE Ø 54 - Halter
			←	☐; → 06/10; +PR 1LN,1LE,1ZD,1ZE / 1ZH	24.3541-8524.5	240552	ATE Ø 54 - Halter
			→	☐; → 06/10; +PR 1KP	24.3414-1705.7	220549	TRW Ø 41 - Halter
			→	☐; → 06/10; +PR 1KP	24.3414-1706.7	220550	TRW Ø 41 - Halter
			1.9 TDI	96	09/02→09/04	←	☐; 01/03→; +PR 1LQ,1LR,1LS,1ZM
←	☐; 01/03→; +PR 1LQ,1LR,1LS,1ZM	11.9541-9550.2				220576	ATE Ø 54 - Halter
←	☐; 01/03→; +PR 1LN,1LE,1ZD,1ZE / 1ZH	24.3541-8523.5				240551	ATE Ø 54 - Halter
←	☐; 01/03→; +PR 1LN,1LE,1ZD,1ZE / 1ZH	24.3541-8524.5				240552	ATE Ø 54 - Halter
→	☐; 01/03→; +PR 1KP	24.3414-1705.7				220549	TRW Ø 41 - Halter
→	☐; 01/03→; +PR 1KP	24.3414-1706.7				220550	TRW Ø 41 - Halter
2.0	85	04/99→05/07				←	☐; +PR 1LQ,1LR,1LS,1ZM
			←	☐; +PR 1LQ,1LR,1LS,1ZM	11.9541-9550.2	220576	ATE Ø 54 - Halter
			←	☐; +PR 1LN,1LE,1ZD,1ZE / 1ZH	24.3541-8523.5	240551	ATE Ø 54 - Halter
			←	☐; +PR 1LN,1LE,1ZD,1ZE / 1ZH	24.3541-8524.5	240552	ATE Ø 54 - Halter
			→	☐; → 1U-Y-294000; +PR 1KP	24.3414-1703.7	220535	Ø 41 - Halter
			→	☐; → 1U-Y-294000; +PR 1KP	24.3414-1704.7	220536	Ø 41 - Halter
			→	☐; 1U-Y-294001→; +PR 1KP	24.3414-1705.7	220549	TRW Ø 41 - Halter
			→	☐; 1U-Y-294001→; +PR 1KP	24.3414-1706.7	220550	TRW Ø 41 - Halter
RS 1.8 T ↓	132	05/01→01/06	←	☐; +PR 1ZN	11.9541-9595.2	220501	ATE Ø 54 - Halter








	kw			 	! #		
<b>SKODA - OCTAVIA I (1U2) 09/96→12/10</b>							
<b> Bremssattel</b>							
RS 1.8 T	132	05/01→01/06	←	☐; +PR 1ZN		11.9541-9596.2 220502	ATE Ø 54 - Halter
<b>Halter, Bremssattel</b>							
1.4 1.6 1.8 T 4x4 1.9 SDI 1.9 TDI 2.0	44 74 110 50 81 85	04/99→03/01 02/97→12/07 05/01→05/06 06/97→12/03 08/97→01/06 04/99→05/07	←	+PR 1LN,1LE,1ZD,1ZE / 1ZH	2	11.8170-0306.1 260102	ATE
1.4 16V 1.6 1.9 TDI	55 75 74	09/00→12/10 11/00→12/10 10/05→12/10	←	→ 06/10; +PR 1LN,1LE,1ZD,1ZE / 1ZH	2	11.8170-0306.1 260102	ATE
1.6 1.8 1.9 TDI	55 92 66	09/96→09/04 09/96→07/00 09/96→03/10	←	10/96→; +PR 1LN,1LE,1ZD,1ZE / 1ZH	2	11.8170-0306.1 260102	ATE
1.8 T	110	08/97→12/10	←	03/98→ 06/10; +PR 1LN,1LE,1ZD,1ZE / 1ZH	2	11.8170-0306.1 260102	ATE
1.9 TDI	96	09/02→09/04	←	01/03→; +PR 1LN,1LE,1ZD,1ZE / 1ZH	2	11.8170-0306.1 260102	ATE
<b>Feder, Bremssattel</b>							
1.4 1.6 1.8 T 4x4 1.9 SDI 1.9 TDI 2.0	44 74 110 50 81 85	04/99→03/01 02/97→12/07 05/01→05/06 06/97→12/03 08/97→01/06 04/99→05/07		+PR 1LN,1LE,1ZD,1ZE / 1ZH	2	11.8116-0143.1 390513	ATE
1.4 16V 1.6 1.9 TDI	55 75 74	09/00→12/10 11/00→12/10 10/05→12/10		→ 06/10; +PR 1LN,1LE,1ZD,1ZE / 1ZH	2	11.8116-0143.1 390513	ATE
1.6 1.8 1.9 TDI	55 92 66	09/96→09/04 09/96→07/00 09/96→03/10		10/96→; +PR 1LN,1LE,1ZD,1ZE / 1ZH	2	11.8116-0143.1 390513	ATE
1.8 T	110	08/97→12/10		03/98→ 06/10; +PR 1LN,1LE,1ZD,1ZE / 1ZH	2	11.8116-0143.1 390513	ATE
1.9 TDI	96	09/02→09/04		01/03→; +PR 1LN,1LE,1ZD,1ZE / 1ZH	2	11.8116-0143.1 390513	ATE
RS 1.8 T	132	05/01→01/06		+PR 1ZN	2	11.8116-0143.1 390513	ATE
<b>Führungshülzensatz, Bremssattel</b>							
1.4 1.8 T 4x4 2.0	44 110 85	04/99→03/01 05/01→05/06 04/99→05/07	←	+PR 1LN,1LE,1ZD,1ZE / 1ZH		11.0101-5409.2 260035	ATE
			←	+PR 1LQ,1LR,1LS,1ZM		11.0101-5409.2 260035	ATE
1.4 16V 1.9 TDI	55 74	09/00→12/10 10/05→12/10	←	→ 06/10; +PR 1LN,1LE,1ZD,1ZE / 1ZH		11.0101-5409.2 260035	ATE
			←	→ 06/10; +PR 1LQ,1LR,1LS,1ZM		11.0101-5409.2 260035	ATE
1.6 1.8 1.9 TDI	55 92 66	09/96→09/04 09/96→07/00 09/96→03/10	←	10/96→; → 1U-W-104149; +PR 1LQ,1LR,1LS,1ZM		11.0101-5409.2 260035	ATE
			←	1U-W-104150→; +PR 1LQ,1LR,1LS,1ZM		11.0101-5409.2 260035	ATE
			←	10/96→; +PR 1LN,1LE,1ZD,1ZE / 1ZH		11.0101-5409.2 260035	ATE
1.6 1.9 SDI 1.9 TDI	74 50 81	02/97→12/07 06/97→12/03 08/97→01/06	←	+PR 1LN,1LE,1ZD,1ZE / 1ZH		11.0101-5409.2 260035	ATE
			←	→ 1U-W-104149; +PR 1LQ,1LR,1LS,1ZM		11.0101-5409.2 260035	ATE
			←	1U-W-104150→; +PR 1LQ,1LR,1LS,1ZM		11.0101-5409.2 260035	ATE
1.6	75	11/00→12/10	←	→ 06/10; +PR 1LN,1LE,1ZD,1ZE / 1ZH		11.0101-5409.2 260035	ATE
			←	1U-W-104150→; → 06/10; +PR 1LQ,1LR,1LS,1ZM		11.0101-5409.2 260035	ATE
			←	→ 1U-W-104149; +PR 1LQ,1LR,1LS,1ZM		11.0101-5409.2 260035	ATE
1.8 T	110	08/97→12/10	←	1U-W-104150→; → 06/10; +PR 1LQ,1LR,1LS,1ZM		11.0101-5409.2 260035	ATE
			←	03/98→ 06/10; +PR 1LN,1LE,1ZD,1ZE / 1ZH		11.0101-5409.2 260035	ATE
			←	03/98→; → 1U-W-104149; +PR 1LQ,1LR,1LS,1ZM		11.0101-5409.2 260035	ATE
1.9 TDI	96	09/02→09/04	←	01/03→; +PR 1LQ,1LR,1LS,1ZM		11.0101-5409.2 260035	ATE
			←	01/03→; +PR 1LN,1LE,1ZD,1ZE / 1ZH		11.0101-5409.2 260035	ATE
RS 1.8 T	132	05/01→01/06	←	+PR 1ZN		11.0101-5409.2 260035	ATE
<b>Führungsbolzen, Bremssattel</b>							
1.4 1.6 1.8 T 4x4 1.9 SDI 1.9 TDI ↓	44 74 110 50 81	04/99→03/01 02/97→12/07 05/01→05/06 06/97→12/03 08/97→01/06		+PR 1LN,1LE,1ZD,1ZE / 1ZH		11.8171-0008.1 990049	ATE

	kW			 	! #		
<b>SKODA - OCTAVIA I (1U2) 09/96→12/10</b>							
<b>Führungsbolzen, Bremsattel</b>							
2.0	85	04/99→05/07		+PR 1LN,1LE,1ZD,1ZE / 1ZH		11.8171-0008.1 990049	ATE
1.4 16V	55	09/00→12/10		→ 06/10; +PR 1LN,1LE,1ZD,1ZE / 1ZH		11.8171-0008.1 990049	ATE
1.6	75	11/00→12/10					
1.9 TDI	74	10/05→12/10					
1.6	55	09/96→09/04		10/96→; +PR 1LN,1LE,1ZD,1ZE / 1ZH		11.8171-0008.1 990049	ATE
1.8	92	09/96→07/00					
1.9 TDI	66	09/96→03/10					
1.8 T	110	08/97→12/10		03/98→ 06/10; +PR 1LN,1LE,1ZD,1ZE / 1ZH		11.8171-0008.1 990049	ATE
1.9 TDI	96	09/02→09/04		01/03→; +PR 1LN,1LE,1ZD,1ZE / 1ZH		11.8171-0008.1 990049	ATE
RS 1.8 T	132	05/01→01/06		+PR 1ZN		11.8171-0008.1 990049	ATE
<b>Dichtungssatz, Bremsattel</b>							
1.4	44	04/99→03/01		+PR 1LN,1LE,1ZD,1ZE / 1ZH		11.0441-5409.2 250031	ATE
1.8 T 4x4	110	05/01→05/06					
2.0	85	04/99→05/07					
1.4 16V	55	09/00→12/10		→ 06/10; +PR 1LN,1LE,1ZD,1ZE / 1ZH		11.0441-5409.2 250031	ATE
1.9 TDI	74	10/05→12/10					
1.6	55	09/96→09/04		10/96→; → 1U-W-104149; +PR 1LQ,1LR,1LS,1ZM		11.0441-5409.2 250031	ATE
1.8	92	09/96→07/00					
1.9 TDI	66	09/96→03/10		10/96→; +PR 1LN,1LE,1ZD,1ZE / 1ZH		11.0441-5409.2 250031	ATE
1.6	74	02/97→12/07		→ 1U-W-104149; +PR 1LQ,1LR,1LS,1ZM		11.0441-5409.2 250031	ATE
1.9 SDI	50	06/97→12/03					
1.9 TDI	81	08/97→01/06		+PR 1LN,1LE,1ZD,1ZE / 1ZH		11.0441-5409.2 250031	ATE
1.6	75	11/00→12/10		→ 1U-W-104149; +PR 1LQ,1LR,1LS,1ZM		11.0441-5409.2 250031	ATE
				→ 06/10; +PR 1LN,1LE,1ZD,1ZE / 1ZH		11.0441-5409.2 250031	ATE
1.8 T	110	08/97→12/10		03/98→; → 1U-W-104149; +PR 1LQ,1LR,1LS,1ZM		11.0441-5409.2 250031	ATE
				03/98→ 06/10; +PR 1LN,1LE,1ZD,1ZE / 1ZH		11.0441-5409.2 250031	ATE
1.9 TDI	96	09/02→09/04		01/03→; +PR 1LN,1LE,1ZD,1ZE / 1ZH		11.0441-5409.2 250031	ATE
RS 1.8 T	132	05/01→01/06		+PR 1ZN		11.0441-5409.2 250031	ATE
<b>Bremsschlauch</b>							
1.4	44	04/99→03/01	←		2	24.5143-0439.3 331411	L= 439
1.6	74	02/97→12/07	→	☐ / am Bremsattel		24.1253-0010.3 331066	L= 233 mit Rohrleitung
1.9 SDI	50	06/97→12/03	→				
1.9 TDI	81	08/97→01/06	→	☐ / am Bremsattel		24.1253-0020.3 331067	L= 233 mit Rohrleitung
2.0	85	04/99→05/07	→		2	83.7858-0140.3 330837	L= 140
1.4 16V	55	09/00→12/10	←	→ 06/10	2	24.5143-0439.3 331411	L= 439
1.6	75	11/00→12/10	→	☐ / am Bremsattel; → 06/10		24.1253-0010.3 331066	L= 233 mit Rohrleitung
1.9 TDI	74	10/05→12/10	→	☐ / am Bremsattel; → 06/10		24.1253-0020.3 331067	L= 233 mit Rohrleitung
			→	→ 06/10	2	83.7858-0140.3 330837	L= 140
1.6	55	09/96→09/04	←	10/96→	2	24.5143-0439.3 331411	L= 439
1.8	92	09/96→07/00	→	☐ / am Bremsattel; 10/96→		24.1253-0010.3 331066	L= 233 mit Rohrleitung
1.9 TDI	66	09/96→03/10	→	☐ / am Bremsattel; 10/96→		24.1253-0020.3 331067	L= 233 mit Rohrleitung
			→	10/96→	2	83.7858-0140.3 330837	L= 140
1.8 T	110	08/97→12/10	←	03/98→ 06/10	2	24.5143-0439.3 331411	L= 439
			→	☐ / am Bremsattel; 03/98→ 06/10		24.1253-0010.3 331066	L= 233 mit Rohrleitung
			→	☐ / am Bremsattel; 03/98→ 06/10		24.1253-0020.3 331067	L= 233 mit Rohrleitung
			→	03/98→ 06/10	2	83.7858-0140.3 330837	L= 140
1.8 T 4x4	110	05/01→05/06	←		2	24.5143-0569.3 331398	L= 569
			→		2	83.7858-0140.3 330837	L= 140
1.9 TDI	96	09/02→09/04	←	01/03→	2	24.5143-0439.3 331411	L= 439
			→	☐ / am Bremsattel; 01/03→		24.1253-0010.3 331066	L= 233 mit Rohrleitung
			→	☐ / am Bremsattel; 01/03→		24.1253-0020.3 331067	L= 233 mit Rohrleitung
			→	01/03→	2	83.7858-0140.3 330837	L= 140
RS 1.8 T	132	05/01→01/06	←		2	24.5143-0569.3 331398	L= 569
			→	☐ / am Bremsattel		24.1253-0010.3 331066	L= 233 mit Rohrleitung
			→	☐ / am Bremsattel		24.1253-0020.3 331067	L= 233 mit Rohrleitung
			→		2	83.7858-0140.3 330837	L= 140

	kw			 	! #		
<b>SKODA - OCTAVIA I Combi (1U5) 07/98→12/10</b>							
 <b>Bremssattel</b>							
1.4 16V	55	08/00→12/10	←	☐; → 06/10; +PR 1LQ,1LR,1LS,1ZM	11.9541-9549.2	220575	ATE Ø 54 - Halter
			←	☐; → 06/10; +PR 1LQ,1LR,1LS,1ZM	11.9541-9550.2	220576	ATE Ø 54 - Halter
			←	☐; → 06/10; +PR 1LN,1LE,1ZD,1ZE / 1ZH	24.3541-8523.5	240551	ATE Ø 54 - Halter
			←	☐; → 06/10; +PR 1LN,1LE,1ZD,1ZE / 1ZH	24.3541-8524.5	240552	ATE Ø 54 - Halter
1.6 1.6 1.9 TDI	55 74 66	07/98→09/04 07/98→12/07 07/98→03/10	←	☐; → 1U-W-104149; +PR 1LQ,1LR,1LS,1ZM	11.9541-9549.2	220575	ATE Ø 54 - Halter
			←	☐; 1U-W-104150→; +PR 1LQ,1LR,1LS,1ZM	11.9541-9549.2	220575	ATE Ø 54 - Halter
			←	☐; → 1U-W-104149; +PR 1LQ,1LR,1LS,1ZM	11.9541-9550.2	220576	ATE Ø 54 - Halter
			←	☐; 1U-W-104150→; +PR 1LQ,1LR,1LS,1ZM	11.9541-9550.2	220576	ATE Ø 54 - Halter
			←	☐; +PR 1LN,1LE,1ZD,1ZE / 1ZH	24.3541-8523.5	240551	ATE Ø 54 - Halter
			←	☐; +PR 1LN,1LE,1ZD,1ZE / 1ZH	24.3541-8524.5	240552	ATE Ø 54 - Halter
			→	☐; → 1U-Y-294000; +PR 1KP	24.3414-1703.7	220535	Ø 41 - Halter
			→	☐; → 1U-Y-294000; +PR 1KP	24.3414-1704.7	220536	Ø 41 - Halter
			→	☐; 1U-Y-294001→; +PR 1KP	24.3414-1705.7	220549	TRW Ø 41 - Halter
			→	☐; 1U-Y-294001→; +PR 1KP	24.3414-1706.7	220550	TRW Ø 41 - Halter
1.6	75	09/00→12/10	←	☐; 1U-W-104150→; → 06/10; +PR 1LQ,1LR,1LS,1ZM	11.9541-9549.2	220575	ATE Ø 54 - Halter
			←	☐; → 1U-W-104149; +PR 1LQ,1LR,1LS,1ZM	11.9541-9549.2	220575	ATE Ø 54 - Halter
			←	☐; → 1U-W-104149; +PR 1LQ,1LR,1LS,1ZM	11.9541-9550.2	220576	ATE Ø 54 - Halter
			←	☐; 1U-W-104150→; → 06/10; +PR 1LQ,1LR,1LS,1ZM	11.9541-9550.2	220576	ATE Ø 54 - Halter
			←	☐; → 06/10; +PR 1LN,1LE,1ZD,1ZE / 1ZH	24.3541-8523.5	240551	ATE Ø 54 - Halter
			←	☐; → 06/10; +PR 1LN,1LE,1ZD,1ZE / 1ZH	24.3541-8524.5	240552	ATE Ø 54 - Halter
			→	☐; → 1U-Y-294000; +PR 1KP	24.3414-1703.7	220535	Ø 41 - Halter
			→	☐; → 1U-Y-294000; +PR 1KP	24.3414-1704.7	220536	Ø 41 - Halter
			→	☐; 1U-Y-294001→; → 06/10; +PR 1KP	24.3414-1705.7	220549	TRW Ø 41 - Halter
			→	☐; 1U-Y-294001→; → 06/10; +PR 1KP	24.3414-1706.7	220550	TRW Ø 41 - Halter
1.8 20V 1.9 SDI 1.9 TDI	92 50 81	07/98→07/00 07/98→12/03 07/98→01/06	←	☐; → 1U-W-104149; +PR 1LQ,1LR,1LS,1ZM	11.9541-9549.2	220575	ATE Ø 54 - Halter
			←	☐; 1U-W-104150→; +PR 1LQ,1LR,1LS,1ZM	11.9541-9549.2	220575	ATE Ø 54 - Halter
			←	☐; → 1U-W-104149; +PR 1LQ,1LR,1LS,1ZM	11.9541-9550.2	220576	ATE Ø 54 - Halter
			←	☐; 1U-W-104150→; +PR 1LQ,1LR,1LS,1ZM	11.9541-9550.2	220576	ATE Ø 54 - Halter
			←	☐; +PR 1LN,1LE,1ZD,1ZE / 1ZH	24.3541-8523.5	240551	ATE Ø 54 - Halter
			←	☐; +PR 1LN,1LE,1ZD,1ZE / 1ZH	24.3541-8524.5	240552	ATE Ø 54 - Halter
			→	☐; → 1U-W-129999; +PR 1KK,1KS	24.3384-1723.7	220523	TRW Ø 38 - Halter
			→	☐; → 1U-W-129999; +PR 1KK,1KS	24.3384-1724.7	220524	TRW Ø 38 - Halter
			→	☐; 1U-W-130000→ 1U-Y-294000; +PR 1KP	24.3414-1703.7	220535	Ø 41 - Halter
			→	☐; 1U-W-130000→ 1U-Y-294000; +PR 1KP	24.3414-1704.7	220536	Ø 41 - Halter
1.8 T	110	07/98→12/10	←	☐; 1U-W-104150→; → 06/10; +PR 1LQ,1LR,1LS,1ZM	11.9541-9549.2	220575	ATE Ø 54 - Halter
			←	☐; → 1U-W-104149; +PR 1LQ,1LR,1LS,1ZM	11.9541-9549.2	220575	ATE Ø 54 - Halter
			←	☐; → 1U-W-104149; +PR 1LQ,1LR,1LS,1ZM	11.9541-9550.2	220576	ATE Ø 54 - Halter
			←	☐; 1U-W-104150→; → 06/10; +PR 1LQ,1LR,1LS,1ZM	11.9541-9550.2	220576	ATE Ø 54 - Halter
			←	☐; → 06/10; +PR 1LN,1LE,1ZD,1ZE / 1ZH	24.3541-8523.5	240551	ATE Ø 54 - Halter
			←	☐; → 06/10; +PR 1LN,1LE,1ZD,1ZE / 1ZH	24.3541-8524.5	240552	ATE Ø 54 - Halter



	kw			 	! #		
<b>SKODA - OCTAVIA I Combi (1U5) 07/98→12/10</b>							
<b> Bremssattel</b>							
1.8 T	110	07/98→12/10	➡	☐; → 1U-W-129999; +PR 1KK,1KS	24.3384-1723.7	220523	TRW Ø 38 - Halter
			➡	☐; → 1U-W-129999; +PR 1KK,1KS	24.3384-1724.7	220524	TRW Ø 38 - Halter
			➡	☐; 1U-W-130000→ 1U-Y-294000; +PR 1KP	24.3414-1703.7	220535	Ø 41 - Halter
			➡	☐; 1U-W-130000→ 1U-Y-294000; +PR 1KP	24.3414-1704.7	220536	Ø 41 - Halter
			➡	☐; 1U-Y-294001→; → 06/10; +PR 1KP	24.3414-1705.7	220549	TRW Ø 41 - Halter
			➡	☐; 1U-Y-294001→; → 06/10; +PR 1KP	24.3414-1706.7	220550	TRW Ø 41 - Halter
1.8 T 4x4 1.9 TDI 4x4 1.9 TDI 4x4	110 66 74	05/01→05/06 11/99→02/06 09/00→01/06	←	☐; +PR 1LQ,1LR,1LS,1ZM	11.9541-9549.2	220575	ATE Ø 54 - Halter
			←	☐; +PR 1LQ,1LR,1LS,1ZM	11.9541-9550.2	220576	ATE Ø 54 - Halter
			←	☐; +PR 1LN,1LE,1ZD,1ZE / 1ZH	24.3541-8523.5	240551	ATE Ø 54 - Halter
			←	☐; +PR 1LN,1LE,1ZD,1ZE / 1ZH	24.3541-8524.5	240552	ATE Ø 54 - Halter
			➡	☐; +PR 1KE	24.3414-1705.7	220549	TRW Ø 41 - Halter
			➡	☐; +PR 1KE	24.3414-1706.7	220550	TRW Ø 41 - Halter
1.9 TDI	74	08/00→12/10	←	☐; → 06/10; +PR 1LQ,1LR,1LS,1ZM	11.9541-9549.2	220575	ATE Ø 54 - Halter
			←	☐; → 06/10; +PR 1LQ,1LR,1LS,1ZM	11.9541-9550.2	220576	ATE Ø 54 - Halter
			←	☐; → 06/10; +PR 1LN,1LE,1ZD,1ZE / 1ZH	24.3541-8523.5	240551	ATE Ø 54 - Halter
			←	☐; → 06/10; +PR 1LN,1LE,1ZD,1ZE / 1ZH	24.3541-8524.5	240552	ATE Ø 54 - Halter
			➡	☐; → 06/10; +PR 1KP	24.3414-1705.7	220549	TRW Ø 41 - Halter
			➡	☐; → 06/10; +PR 1KP	24.3414-1706.7	220550	TRW Ø 41 - Halter
1.9 TDI	96	09/02→09/04	←	☐; 01/03→; +PR 1LQ,1LR,1LS,1ZM	11.9541-9549.2	220575	ATE Ø 54 - Halter
			←	☐; 01/03→; +PR 1LQ,1LR,1LS,1ZM	11.9541-9550.2	220576	ATE Ø 54 - Halter
			←	☐; 01/03→; +PR 1LN,1LE,1ZD,1ZE / 1ZH	24.3541-8523.5	240551	ATE Ø 54 - Halter
			←	☐; 01/03→; +PR 1LN,1LE,1ZD,1ZE / 1ZH	24.3541-8524.5	240552	ATE Ø 54 - Halter
			➡	☐; 01/03→; +PR 1KP	24.3414-1705.7	220549	TRW Ø 41 - Halter
			➡	☐; 01/03→; +PR 1KP	24.3414-1706.7	220550	TRW Ø 41 - Halter
2.0	85	04/99→05/07	←	☐; +PR 1LQ,1LR,1LS,1ZM	11.9541-9549.2	220575	ATE Ø 54 - Halter
			←	☐; +PR 1LQ,1LR,1LS,1ZM	11.9541-9550.2	220576	ATE Ø 54 - Halter
			←	☐; +PR 1LN,1LE,1ZD,1ZE / 1ZH	24.3541-8523.5	240551	ATE Ø 54 - Halter
			←	☐; +PR 1LN,1LE,1ZD,1ZE / 1ZH	24.3541-8524.5	240552	ATE Ø 54 - Halter
			➡	☐; → 1U-Y-294000; +PR 1KP	24.3414-1703.7	220535	Ø 41 - Halter
			➡	☐; → 1U-Y-294000; +PR 1KP	24.3414-1704.7	220536	Ø 41 - Halter
			➡	☐; 1U-Y-294001→; +PR 1KP	24.3414-1705.7	220549	TRW Ø 41 - Halter
			➡	☐; 1U-Y-294001→; +PR 1KP	24.3414-1706.7	220550	TRW Ø 41 - Halter
2.0 4x4	85	08/00→09/04	←	☐; 05/01→; +PR 1LQ,1LR,1LS,1ZM	11.9541-9549.2	220575	ATE Ø 54 - Halter
			←	☐; 05/01→; +PR 1LQ,1LR,1LS,1ZM	11.9541-9550.2	220576	ATE Ø 54 - Halter
			←	☐; 05/01→; +PR 1LN,1LE,1ZD,1ZE / 1ZH	24.3541-8523.5	240551	ATE Ø 54 - Halter
			←	☐; 05/01→; +PR 1LN,1LE,1ZD,1ZE / 1ZH	24.3541-8524.5	240552	ATE Ø 54 - Halter
			➡	☐; 05/01→; +PR 1KE	24.3414-1705.7	220549	TRW Ø 41 - Halter
			➡	☐; 05/01→; +PR 1KE	24.3414-1706.7	220550	TRW Ø 41 - Halter
2.0 4x4	88	01/00→12/10	←	☐; → 06/10; +PR 1LQ,1LR,1LS,1ZM	11.9541-9549.2	220575	ATE Ø 54 - Halter
			←	☐; → 06/10; +PR 1LQ,1LR,1LS,1ZM	11.9541-9550.2	220576	ATE Ø 54 - Halter
			←	☐; → 06/10; +PR 1LN,1LE,1ZD,1ZE / 1ZH	24.3541-8523.5	240551	ATE Ø 54 - Halter
			←	☐; → 06/10; +PR 1LN,1LE,1ZD,1ZE / 1ZH	24.3541-8524.5	240552	ATE Ø 54 - Halter
			➡	☐; → 06/10; +PR 1KE	24.3414-1705.7	220549	TRW Ø 41 - Halter
			➡	☐; → 06/10; +PR 1KE	24.3414-1706.7	220550	TRW Ø 41 - Halter
RS 1.8 T	132	08/02→01/06	←	☐; +PR 1ZN	11.9541-9595.2	220501	ATE Ø 54 - Halter
			←	☐; +PR 1ZN	11.9541-9596.2	220502	ATE Ø 54 - Halter
↓							

	kw			 	! #		
<b>SKODA - OCTAVIA I Combi (1U5) 07/98→12/10</b>							
<b>Halter, Bremssattel</b>							
1.4 16V	55	08/00→12/10	←	→ 06/10; +PR 1LN,1LE,1ZD,1ZE / 1ZH	2	11.8170-0306.1	260102 ATE
1.6	75	09/00→12/10					
1.8 T	110	07/98→12/10					
1.9 TDI	74	08/00→12/10					
2.0 4x4	88	01/00→12/10					
1.6	55	07/98→09/04	←	+PR 1LN,1LE,1ZD,1ZE / 1ZH	2	11.8170-0306.1	260102 ATE
1.6	74	07/98→12/07					
1.8 20V	92	07/98→07/00					
1.8 T 4x4	110	05/01→05/06					
1.9 SDI	50	07/98→12/03					
1.9 TDI	66	07/98→03/10					
1.9 TDI	81	07/98→01/06					
1.9 TDI 4x4	66	11/99→02/06					
1.9 TDI 4x4	74	09/00→01/06					
2.0	85	04/99→05/07					
1.9 TDI	96	09/02→09/04	←	01/03→; +PR 1LN,1LE,1ZD,1ZE / 1ZH	2	11.8170-0306.1	260102 ATE
2.0 4x4	85	08/00→09/04	←	05/01→; +PR 1LN,1LE,1ZD,1ZE / 1ZH	2	11.8170-0306.1	260102 ATE
<b>Feder, Bremssattel</b>							
1.4 16V	55	08/00→12/10		→ 06/10; +PR 1LN,1LE,1ZD,1ZE / 1ZH	2	11.8116-0143.1	390513 ATE
1.6	75	09/00→12/10					
1.8 T	110	07/98→12/10					
1.9 TDI	74	08/00→12/10					
2.0 4x4	88	01/00→12/10					
1.6	55	07/98→09/04		+PR 1LN,1LE,1ZD,1ZE / 1ZH	2	11.8116-0143.1	390513 ATE
1.6	74	07/98→12/07					
1.8 20V	92	07/98→07/00					
1.8 T 4x4	110	05/01→05/06					
1.9 SDI	50	07/98→12/03					
1.9 TDI	66	07/98→03/10					
1.9 TDI	81	07/98→01/06					
1.9 TDI 4x4	66	11/99→02/06					
1.9 TDI 4x4	74	09/00→01/06					
2.0	85	04/99→05/07					
1.9 TDI	96	09/02→09/04		01/03→; +PR 1LN,1LE,1ZD,1ZE / 1ZH	2	11.8116-0143.1	390513 ATE
2.0 4x4	85	08/00→09/04		05/01→; +PR 1LN,1LE,1ZD,1ZE / 1ZH	2	11.8116-0143.1	390513 ATE
RS 1.8 T	132	08/02→01/06		+PR 1ZN	2	11.8116-0143.1	390513 ATE
<b>Führungshülzensatz, Bremssattel</b>							
1.4 16V	55	08/00→12/10	←	→ 06/10; +PR 1LN,1LE,1ZD,1ZE / 1ZH		11.0101-5409.2	260035 ATE
1.9 TDI	74	08/00→12/10					
2.0 4x4	88	01/00→12/10	←	→ 06/10; +PR 1LQ,1LR,1LS,1ZM		11.0101-5409.2	260035 ATE
1.6	55	07/98→09/04	←	+PR 1LN,1LE,1ZD,1ZE / 1ZH		11.0101-5409.2	260035 ATE
1.6	74	07/98→12/07					
1.8 20V	92	07/98→07/00	←	→ 1U-W-104149; +PR 1LQ,1LR,1LS,1ZM		11.0101-5409.2	260035 ATE
1.9 SDI	50	07/98→12/03					
1.9 TDI	66	07/98→03/10	←	1U-W-104150→; +PR 1LQ,1LR,1LS,1ZM		11.0101-5409.2	260035 ATE
1.9 TDI	81	07/98→01/06					
1.6	75	09/00→12/10	←	→ 06/10; +PR 1LN,1LE,1ZD,1ZE / 1ZH		11.0101-5409.2	260035 ATE
1.8 T	110	07/98→12/10	←	1U-W-104150→; → 06/10; +PR 1LQ,1LR,1LS,1ZM		11.0101-5409.2	260035 ATE
			←	→ 1U-W-104149; +PR 1LQ,1LR,1LS,1ZM		11.0101-5409.2	260035 ATE
1.8 T 4x4	110	05/01→05/06	←	+PR 1LN,1LE,1ZD,1ZE / 1ZH		11.0101-5409.2	260035 ATE
1.9 TDI 4x4	66	11/99→02/06					
1.9 TDI 4x4	74	09/00→01/06	←	+PR 1LQ,1LR,1LS,1ZM		11.0101-5409.2	260035 ATE
2.0	85	04/99→05/07					
1.9 TDI	96	09/02→09/04	←	01/03→; +PR 1LQ,1LR,1LS,1ZM		11.0101-5409.2	260035 ATE
			←	01/03→; +PR 1LN,1LE,1ZD,1ZE / 1ZH		11.0101-5409.2	260035 ATE
2.0 4x4	85	08/00→09/04	←	05/01→; +PR 1LQ,1LR,1LS,1ZM		11.0101-5409.2	260035 ATE
			←	05/01→; +PR 1LN,1LE,1ZD,1ZE / 1ZH		11.0101-5409.2	260035 ATE
RS 1.8 T	132	08/02→01/06	←	+PR 1ZN		11.0101-5409.2	260035 ATE
<b>Führungsbolzen, Bremssattel</b>							
1.4 16V	55	08/00→12/10		→ 06/10; +PR 1LN,1LE,1ZD,1ZE / 1ZH		11.8171-0008.1	990049 ATE
1.6	75	09/00→12/10					
1.8 T	110	07/98→12/10					
1.9 TDI	74	08/00→12/10					
2.0 4x4	88	01/00→12/10					
1.6	55	07/98→09/04		+PR 1LN,1LE,1ZD,1ZE / 1ZH		11.8171-0008.1	990049 ATE
1.6	74	07/98→12/07					
1.8 20V	92	07/98→07/00					
1.8 T 4x4	110	05/01→05/06					
1.9 SDI	50	07/98→12/03					
1.9 TDI	66	07/98→03/10					
1.9 TDI	81	07/98→01/06					

**SKODA - OCTAVIA I Combi (1U5) 07/98→12/10**

**Führungsbolzen, Bremsattel**

1.9 TDI 4x4	66	11/99→02/06		+PR 1LN,1LE,1ZD,1ZE / 1ZH	11.8171-0008.1	990049	ATE
1.9 TDI 4x4	74	09/00→01/06					
2.0	85	04/99→05/07					
1.9 TDI	96	09/02→09/04		01/03→; +PR 1LN,1LE,1ZD,1ZE / 1ZH	11.8171-0008.1	990049	ATE
2.0 4x4	85	08/00→09/04		05/01→; +PR 1LN,1LE,1ZD,1ZE / 1ZH	11.8171-0008.1	990049	ATE
RS 1.8 T	132	08/02→01/06		+PR 1ZN	11.8171-0008.1	990049	ATE

**Dichtungssatz, Bremsattel**

1.4 16V	55	08/00→12/10		→ 06/10; +PR 1LN,1LE,1ZD,1ZE / 1ZH	11.0441-5409.2	250031	ATE
1.9 TDI	74	08/00→12/10					
2.0 4x4	88	01/00→12/10					
1.6	55	07/98→09/04		→ 1U-W-104149;	11.0441-5409.2	250031	ATE
1.6	74	07/98→12/07		+PR 1LQ,1LR,1LS,1ZM			
1.8 20V	92	07/98→07/00		+PR 1LN,1LE,1ZD,1ZE / 1ZH	11.0441-5409.2	250031	ATE
1.9 SDI	50	07/98→12/03					
1.9 TDI	66	07/98→03/10					
1.9 TDI	81	07/98→01/06					
1.6	75	09/00→12/10		→ 1U-W-104149;	11.0441-5409.2	250031	ATE
1.8 T	110	07/98→12/10		+PR 1LQ,1LR,1LS,1ZM			
				→ 06/10; +PR 1LN,1LE,1ZD,1ZE / 1ZH	11.0441-5409.2	250031	ATE
1.8 T 4x4	110	05/01→05/06		+PR 1LN,1LE,1ZD,1ZE / 1ZH	11.0441-5409.2	250031	ATE
1.9 TDI 4x4	66	11/99→02/06					
1.9 TDI 4x4	74	09/00→01/06					
2.0	85	04/99→05/07					
1.9 TDI	96	09/02→09/04		01/03→; +PR 1LN,1LE,1ZD,1ZE / 1ZH	11.0441-5409.2	250031	ATE
2.0 4x4	85	08/00→09/04		05/01→; +PR 1LN,1LE,1ZD,1ZE / 1ZH	11.0441-5409.2	250031	ATE
RS 1.8 T	132	08/02→01/06		+PR 1ZN	11.0441-5409.2	250031	ATE









**Bremsschlauch**

1.4 16V	55	08/00→12/10	←	→ 06/10	2	24.5143-0439.3	331411	L= 439
1.6	75	09/00→12/10	→	☐ / am Bremsattel; → 06/10		24.1253-0010.3	331066	L= 233 mit Rohrleitung
1.8 T	110	07/98→12/10	→	☐ / am Bremsattel; → 06/10		24.1253-0020.3	331067	L= 233 mit Rohrleitung
1.9 TDI	74	08/00→12/10	→	→ 06/10	2	83.7858-0140.3	330837	L= 140
1.6	55	07/98→09/04	←		2	24.5143-0439.3	331411	L= 439
1.6	74	07/98→12/07	→	☐ / am Bremsattel		24.1253-0010.3	331066	L= 233 mit Rohrleitung
1.8 20V	92	07/98→07/00	→	☐ / am Bremsattel		24.1253-0020.3	331067	L= 233 mit Rohrleitung
1.9 SDI	50	07/98→12/03	→					
1.9 TDI	66	07/98→03/10	→					
1.9 TDI	81	07/98→01/06	→		2	83.7858-0140.3	330837	L= 140
2.0	85	04/99→05/07	→					
1.8 T 4x4	110	05/01→05/06	←		2	24.5143-0569.3	331398	L= 569
1.9 TDI 4x4	66	11/99→02/06	→		2	83.7858-0140.3	330837	L= 140
1.9 TDI 4x4	74	09/00→01/06	→					
1.9 TDI	96	09/02→09/04	←	01/03→	2	24.5143-0439.3	331411	L= 439
			→	☐ / am Bremsattel; 01/03→		24.1253-0010.3	331066	L= 233 mit Rohrleitung
			→	☐ / am Bremsattel; 01/03→		24.1253-0020.3	331067	L= 233 mit Rohrleitung
			→	01/03→	2	83.7858-0140.3	330837	L= 140
2.0 4x4	85	08/00→09/04	←	05/01→	2	24.5143-0569.3	331398	L= 569
			→	05/01→	2	83.7858-0140.3	330837	L= 140
2.0 4x4	88	01/00→12/10	←	→ 06/10	2	24.5143-0569.3	331398	L= 569
			→	→ 06/10	2	83.7858-0140.3	330837	L= 140
RS 1.8 T	132	08/02→01/06	←		2	24.5143-0569.3	331398	L= 569
			→	☐ / am Bremsattel		24.1253-0010.3	331066	L= 233 mit Rohrleitung
			→	☐ / am Bremsattel		24.1253-0020.3	331067	L= 233 mit Rohrleitung
			→		2	83.7858-0140.3	330837	L= 140








**SKODA - OCTAVIA II Combi (1Z5) 02/04→06/13**








**Bremssattel**

1.2 TSI	77	02/10→04/13	←	☐; → 01/13; +PR 1ZC,1ZF,1ZM	11.9541-9549.2	220575	ATE Ø 54 - Halter
			←	☐; → 01/13; +PR 1ZC,1ZF,1ZM	11.9541-9550.2	220576	ATE Ø 54 - Halter
			←	☐; → 01/13; +PR 1ZE	11.9541-9553.2	220563	ATE Ø 54 - Halter
			←	☐; → 01/13; +PR 1ZE	11.9541-9554.2	220564	ATE Ø 54 - Halter
			→	☐; +PR 1KD; → 01/13	24.3384-1755.5	240886	TRW Ø 38 - Halter
			→	☐; +PR 1KD; → 01/13	24.3384-1756.5	240887	TRW Ø 38 - Halter
			→	☐; +PR 1KF; → 01/13	24.3414-1709.5	240834	TRW Ø 41 - Halter

	kw			 	! #		
<b>SKODA - OCTAVIA II Combi (1Z5) 02/04→06/13</b>							
 <b>Bremssattel</b>							
1.2 TSI	77	02/10→04/13	➔	☐; +PR 1KF; → 01/13		24.3414-1710.5 240835	TRW Ø 41 - Halter
1.4	55	05/04→05/06	➔	☐; 06/04→; +PR 1ZC, 1ZF, 1ZM		11.9541-9549.2 220575	ATE Ø 54 - Halter
1.6 FSI	85	02/04→10/08	➔	☐; 06/04→; +PR 1ZC, 1ZF, 1ZM		11.9541-9550.2 220576	ATE Ø 54 - Halter
2.0 TDI 16V	100	02/04→05/10	➔	☐; 06/04→; +PR 1ZE		11.9541-9553.2 220563	ATE Ø 54 - Halter
			➔	☐; 06/04→; +PR 1ZE		11.9541-9554.2 220564	ATE Ø 54 - Halter
			➔	☐; 06/04→; +PR 1KD		24.3384-1755.5 240886	TRW Ø 38 - Halter
			➔	☐; 06/04→; +PR 1KD		24.3384-1756.5 240887	TRW Ø 38 - Halter
			➔	☐; 06/04→; +PR 1KF		24.3414-1709.5 240834	TRW Ø 41 - Halter
			➔	☐; 06/04→; +PR 1KF		24.3414-1710.5 240835	TRW Ø 41 - Halter
1.4	59	05/06→06/13	➔	☐; → 01/13; +PR 1ZC, 1ZF, 1ZM		11.9541-9549.2 220575	ATE Ø 54 - Halter
1.4 TSI	90	11/08→06/13	➔	☐; → 01/13; +PR 1ZC, 1ZF, 1ZM		11.9541-9550.2 220576	ATE Ø 54 - Halter
1.6	75	09/04→06/13	➔	☐; → 01/13; +PR 1ZE		11.9541-9553.2 220563	ATE Ø 54 - Halter
1.6 TDI	77	06/09→04/13	➔	☐; → 01/13; +PR 1ZE		11.9541-9554.2 220564	ATE Ø 54 - Halter
1.8 TSI	112	03/09→06/13	➔	☐; +PR 1KD; → 01/13		24.3384-1755.5 240886	TRW Ø 38 - Halter
1.8 TSI	118	06/07→04/13	➔	☐; +PR 1KD; → 01/13		24.3384-1756.5 240887	TRW Ø 38 - Halter
2.0 TDI	81	03/10→06/13	➔	☐; +PR 1KF; → 01/13		24.3414-1709.5 240834	TRW Ø 41 - Halter
2.0 TDI 4x4	81	05/11→02/13	➔	☐; +PR 1KF; → 01/13		24.3414-1710.5 240835	TRW Ø 41 - Halter
1.6 LPG	75	08/09→11/12	➔	☐; 09/09→; +PR 1ZC, 1ZF, 1ZM		11.9541-9549.2 220575	ATE Ø 54 - Halter
			➔	☐; 09/09→; +PR 1ZC, 1ZF, 1ZM		11.9541-9550.2 220576	ATE Ø 54 - Halter
			➔	☐; 09/09→; +PR 1ZE		11.9541-9553.2 220563	ATE Ø 54 - Halter
			➔	☐; 09/09→; +PR 1ZE		11.9541-9554.2 220564	ATE Ø 54 - Halter
			➔	☐; 09/09→; +PR 1KD		24.3384-1755.5 240886	TRW Ø 38 - Halter
			➔	☐; 09/09→; +PR 1KD		24.3384-1756.5 240887	TRW Ø 38 - Halter
			➔	☐; 09/09→; +PR 1KF		24.3414-1709.5 240834	TRW Ø 41 - Halter
			➔	☐; 09/09→; +PR 1KF		24.3414-1710.5 240835	TRW Ø 41 - Halter
1.6 MultiFuel	75	01/08→06/13	➔	☐; 09/09→ 01/13; +PR 1ZC, 1ZF, 1ZM		11.9541-9549.2 220575	ATE Ø 54 - Halter
			➔	☐; 09/09→ 01/13; +PR 1ZC, 1ZF, 1ZM		11.9541-9550.2 220576	ATE Ø 54 - Halter
			➔	☐; 09/09→ 01/13; +PR 1ZE		11.9541-9553.2 220563	ATE Ø 54 - Halter
			➔	☐; 09/09→ 01/13; +PR 1ZE		11.9541-9554.2 220564	ATE Ø 54 - Halter
			➔	☐; 09/09→; +PR 1KD; → 01/13		24.3384-1755.5 240886	TRW Ø 38 - Halter
			➔	☐; 09/09→; +PR 1KD; → 01/13		24.3384-1756.5 240887	TRW Ø 38 - Halter
			➔	☐; 09/09→; +PR 1KF; → 01/13		24.3414-1709.5 240834	TRW Ø 41 - Halter
			➔	☐; 09/09→; +PR 1KF; → 01/13		24.3414-1710.5 240835	TRW Ø 41 - Halter
1.6 TDI 4x4	77	06/09→02/13	➔	☐; → 01/13; +PR 1ZC, 1ZF, 1ZM		11.9541-9549.2 220575	ATE Ø 54 - Halter
			➔	☐; → 01/13; +PR 1ZC, 1ZF, 1ZM		11.9541-9550.2 220576	ATE Ø 54 - Halter
			➔	☐; → 01/13; +PR 1ZE		11.9541-9553.2 220563	ATE Ø 54 - Halter
			➔	☐; → 01/13; +PR 1ZE		11.9541-9554.2 220564	ATE Ø 54 - Halter
			➔	☐; +PR 1KF; → 01/13		24.3414-1709.5 240834	TRW Ø 41 - Halter
			➔	☐; +PR 1KF; → 01/13		24.3414-1710.5 240835	TRW Ø 41 - Halter
1.8 TSI 4x4	112	03/09→02/13	➔	☐; → 01/13; +PR 1ZC, 1ZF, 1ZM		11.9541-9549.2 220575	ATE Ø 54 - Halter
1.8 TSI 4x4	118	11/08→02/13	➔	☐; → 01/13; +PR 1ZC, 1ZF, 1ZM		11.9541-9550.2 220576	ATE Ø 54 - Halter
2.0 TDI 16V 4x4	103	05/10→02/13	➔	☐; → 01/13; +PR 1ZE		11.9541-9553.2 220563	ATE Ø 54 - Halter
			➔	☐; → 01/13; +PR 1ZE		11.9541-9554.2 220564	ATE Ø 54 - Halter
			➔	☐; +PR 1KF; → 01/13		24.3414-1709.5 240834	TRW Ø 41 - Halter
			➔	☐; +PR 1KF; → 01/13		24.3414-1710.5 240835	TRW Ø 41 - Halter
1.9 TDI	77	09/04→12/10	➔	☐; +PR 1ZC, 1ZF, 1ZM		11.9541-9549.2 220575	ATE Ø 54 - Halter
2.0 FSI	110	11/04→10/08	➔	☐; +PR 1ZC, 1ZF, 1ZM		11.9541-9550.2 220576	ATE Ø 54 - Halter
2.0 TDI	103	11/05→05/10	➔	☐; +PR 1ZE		11.9541-9553.2 220563	ATE Ø 54 - Halter
			➔	☐; +PR 1ZE		11.9541-9554.2 220564	ATE Ø 54 - Halter
			➔	☐; +PR 1KD		24.3384-1755.5 240886	TRW Ø 38 - Halter
			➔	☐; +PR 1KD		24.3384-1756.5 240887	TRW Ø 38 - Halter
			➔	☐; +PR 1KF		24.3414-1709.5 240834	TRW Ø 41 - Halter
↓							



	kw			 	! #		
<b>SKODA - OCTAVIA II Combi (1Z5) 02/04→06/13</b>							
<b>Bremssattel</b>							
1.9 TDI 2.0 FSI 2.0 TDI	77 110 103	09/04→12/10 11/04→10/08 11/05→05/10	➔	☐; +PR 1KF		24.3414-1710.5 240835	TRW Ø 41 - Halter
1.9 TDI 4x4 2.0 FSI 4x4 2.0 TDI 4x4	77 110 103	11/04→12/10 11/04→10/08 07/06→05/10	➔	☐; +PR 1ZC, 1ZF, 1ZM		11.9541-9549.2 220575	ATE Ø 54 - Halter
			➔	☐; +PR 1ZC, 1ZF, 1ZM		11.9541-9550.2 220576	ATE Ø 54 - Halter
			➔	☐; +PR 1ZE		11.9541-9553.2 220563	ATE Ø 54 - Halter
			➔	☐; +PR 1ZE		11.9541-9554.2 220564	ATE Ø 54 - Halter
			➔	☐; +PR 1KF		24.3414-1709.5 240834	TRW Ø 41 - Halter
			➔	☐; +PR 1KF		24.3414-1710.5 240835	TRW Ø 41 - Halter
2.0 RS 2.0 TDI RS	147 125	10/05→02/13 04/06→02/13	➔	☐; → 01/13; +PR 1LL,1LP,1ZB		11.9541-9553.2 220563	ATE Ø 54 - Halter
			➔	☐; → 01/13; +PR 1LL,1LP,1ZB		11.9541-9554.2 220564	ATE Ø 54 - Halter
			➔	☐; → 01/13; +PR 1KP		24.3387-1729.7 221007	TRW Ø 38 - Halter
			➔	☐; → 01/13; +PR 1KP		24.3387-1730.7 221008	TRW Ø 38 - Halter
2.0 TDI 16V	103	02/04→05/13	➔	☐; 06/04→ 01/13; +PR 1ZC, 1ZF, 1ZM		11.9541-9549.2 220575	ATE Ø 54 - Halter
			➔	☐; 06/04→ 01/13; +PR 1ZC, 1ZF, 1ZM		11.9541-9550.2 220576	ATE Ø 54 - Halter
			➔	☐; 06/04→ 01/13; +PR 1ZE		11.9541-9553.2 220563	ATE Ø 54 - Halter
			➔	☐; 06/04→ 01/13; +PR 1ZE		11.9541-9554.2 220564	ATE Ø 54 - Halter
			➔	☐; 06/04→ 01/13; +PR 1KD		24.3384-1755.5 240886	TRW Ø 38 - Halter
			➔	☐; 06/04→ 01/13; +PR 1KD		24.3384-1756.5 240887	TRW Ø 38 - Halter
			➔	☐; 06/04→ 01/13; +PR 1KF		24.3414-1709.5 240834	TRW Ø 41 - Halter
			➔	☐; 06/04→ 01/13; +PR 1KF		24.3414-1710.5 240835	TRW Ø 41 - Halter
<b>Feder, Bremssattel</b>							
1.2 TSI 1.4 1.4 TSI 1.6 1.6 TDI 1.6 TDI 4x4 1.8 TSI 1.8 TSI 1.8 TSI 4x4 1.8 TSI 4x4 2.0 TDI 2.0 TDI 16V 4x4 2.0 TDI 4x4	77 59 90 75 77 77 112 118 112 118 81 103 81	02/10→04/13 05/06→06/13 11/08→06/13 09/04→06/13 06/09→04/13 06/09→02/13 03/09→06/13 06/07→04/13 03/09→02/13 11/08→02/13 03/10→06/13 05/10→02/13 05/11→02/13	➔	→ 01/13; +PR 1ZE	2	11.8116-0351.1 390538	ATE
1.4 1.6 FSI 2.0 TDI 16V	55 85 100	05/04→05/06 02/04→10/08 02/04→05/10	➔	06/04→; +PR 1ZE	2	11.8116-0351.1 390538	ATE
1.6 LPG	75	08/09→11/12	➔	09/09→; +PR 1ZE	2	11.8116-0351.1 390538	ATE
1.6 MultiFuel	75	01/08→06/13	➔	09/09→ 01/13; +PR 1ZE	2	11.8116-0351.1 390538	ATE
1.9 TDI 1.9 TDI 4x4 2.0 FSI 2.0 FSI 4x4 2.0 TDI 2.0 TDI 4x4	77 77 110 110 103 103	09/04→12/10 11/04→12/10 11/04→10/08 11/04→10/08 11/05→05/10 07/06→05/10	➔	+PR 1ZE	2	11.8116-0351.1 390538	ATE
2.0 RS 2.0 TDI RS	147 125	10/05→02/13 04/06→02/13	➔	→ 01/13; +PR 1LL,1LP,1ZB	2	11.8116-0351.1 390538	ATE
2.0 TDI 16V	103	02/04→05/13	➔	06/04→ 01/13; +PR 1ZE	2	11.8116-0351.1 390538	ATE
<b>Führungshülzensatz, Bremssattel</b>							
1.2 TSI 1.4 1.4 TSI 1.6 1.6 TDI 1.6 TDI 4x4 1.8 TSI 1.8 TSI 1.8 TSI 4x4 1.8 TSI 4x4 2.0 TDI 2.0 TDI 16V 4x4 2.0 TDI 4x4	77 59 90 75 77 77 112 118 112 118 81 103 81	02/10→04/13 05/06→06/13 11/08→06/13 09/04→06/13 06/09→04/13 06/09→02/13 03/09→06/13 06/07→04/13 03/09→02/13 11/08→02/13 03/10→06/13 05/10→02/13 05/11→02/13	➔	→ 01/13; +PR 1ZE		11.0101-5409.2 260035	ATE
1.4 1.6 FSI 2.0 TDI 16V	55 85 100	05/04→05/06 02/04→10/08 02/04→05/10	➔	06/04→; +PR 1ZE		11.0101-5409.2 260035	ATE
1.6 LPG	75	08/09→11/12	➔	09/09→; +PR 1ZE		11.0101-5409.2 260035	ATE
↓							

	kw					! #		
<b>SKODA - OCTAVIA II Combi (1Z5) 02/04→06/13</b>								
<b>Führungshülzensatz, Bremsattel</b>								
1.6 MultiFuel	75	01/08→06/13	←	09/09→ 01/13; +PR 1ZE			11.0101-5409.2 260035	ATE
1.9 TDI	77	09/04→12/10	←	+PR 1ZE			11.0101-5409.2 260035	ATE
1.9 TDI 4x4	77	11/04→12/10						
2.0 FSI	110	11/04→10/08						
2.0 FSI 4x4	110	11/04→10/08						
2.0 TDI	103	11/05→05/10						
2.0 TDI 4x4	103	07/06→05/10						
2.0 RS	147	10/05→02/13	←	→ 01/13; +PR 1LL,1LP,1ZB			11.0101-5409.2 260035	ATE
2.0 TDI RS	125	04/06→02/13						
2.0 TDI 16V	103	02/04→05/13	←	06/04→ 01/13; +PR 1ZE			11.0101-5409.2 260035	ATE
<b>Führungsbolzen, Bremsattel</b>								
1.2 TSI	77	02/10→04/13		→ 01/13; +PR 1ZE			11.8171-0008.1 990049	ATE
1.6 TDI 4x4	77	06/09→02/13		→ 01/13; +PR 1ZC,1ZF,1ZM			11.8171-0069.1 250152	ATE
1.4	55	05/04→05/06		06/04→; +PR 1ZE			11.8171-0008.1 990049	ATE
1.6 FSI	85	02/04→10/08		06/04→; +PR 1ZC, 1ZF, 1ZM			11.8171-0069.1 250152	ATE
2.0 TDI 16V	100	02/04→05/10						
1.4	59	05/06→06/13		→ 01/13; +PR 1ZE			11.8171-0008.1 990049	ATE
1.4 TSI	90	11/08→06/13						
1.6	75	09/04→06/13		→ 01/13; +PR 1ZC, 1ZF, 1ZM			11.8171-0069.1 250152	ATE
1.6 TDI	77	06/09→04/13						
1.8 TSI	112	03/09→06/13						
1.8 TSI	118	06/07→04/13						
1.8 TSI 4x4	112	03/09→02/13						
1.8 TSI 4x4	118	11/08→02/13						
2.0 TDI	81	03/10→06/13						
2.0 TDI 16V 4x4	103	05/10→02/13						
2.0 TDI 4x4	81	05/11→02/13						
1.6 LPG	75	08/09→11/12		09/09→; +PR 1ZE			11.8171-0008.1 990049	ATE
				09/09→; +PR 1ZC, 1ZF, 1ZM			11.8171-0069.1 250152	ATE
1.6 MultiFuel	75	01/08→06/13		09/09→ 01/13; +PR 1ZE			11.8171-0008.1 990049	ATE
				09/09→ 01/13; +PR 1ZC, 1ZF, 1ZM			11.8171-0069.1 250152	ATE
1.9 TDI	77	09/04→12/10		+PR 1ZE			11.8171-0008.1 990049	ATE
1.9 TDI 4x4	77	11/04→12/10						
2.0 FSI	110	11/04→10/08		+PR 1ZC, 1ZF, 1ZM			11.8171-0069.1 250152	ATE
2.0 FSI 4x4	110	11/04→10/08						
2.0 TDI	103	11/05→05/10						
2.0 TDI 4x4	103	07/06→05/10						
2.0 RS	147	10/05→02/13		→ 01/13; +PR 1LL,1LP,1ZB			11.8171-0008.1 990049	ATE
2.0 TDI RS	125	04/06→02/13						
2.0 TDI 16V	103	02/04→05/13		06/04→ 01/13; +PR 1ZE			11.8171-0008.1 990049	ATE
				06/04→ 01/13; +PR 1ZC, 1ZF, 1ZM			11.8171-0069.1 250152	ATE
<b>Bremsschlauch</b>								
1.2 TSI	77	02/10→04/13	←	→ 01/13	2	24.5143-0564.3 331433	L= 564	
2.0 TDI	81	03/10→06/13						
2.0 TDI 16V 4x4	103	05/10→02/13	→	☐; → 01/13		83.7847-0254.3 331233	L= 255	
2.0 TDI 4x4	81	05/11→02/13	→	☐; → 01/13		83.7847-0257.3 331234	L= 255	
1.4	55	05/04→05/06	←	06/04→	2	24.5143-0564.3 331433	L= 564	
1.6 FSI	85	02/04→10/08	→	06/04→	2	24.5204-0233.3 331430	L= 233	
1.4	59	05/06→06/13	←	→ 01/13	2	24.5143-0564.3 331433	L= 564	
1.4 TSI	90	11/08→06/13						
1.6	75	09/04→06/13	→	→ 10/09	2	24.5204-0233.3 331430	L= 233	
1.6 TDI	77	06/09→04/13	→	☐; 11/09→ 01/13		83.7847-0254.3 331233	L= 255	
1.6 TDI 4x4	77	06/09→02/13	→					
1.8 TSI	112	03/09→06/13	→	☐; 11/09→ 01/13		83.7847-0257.3 331234	L= 255	
1.8 TSI	118	06/07→04/13						
1.8 TSI 4x4	112	03/09→02/13						
1.8 TSI 4x4	118	11/08→02/13						
2.0 RS	147	10/05→02/13						
2.0 TDI RS	125	04/06→02/13						
1.6 LPG	75	08/09→11/12	←	09/09→	2	24.5143-0564.3 331433	L= 564	
			→	09/09→ 10/09	2	24.5204-0233.3 331430	L= 233	
			→	☐; 11/09→		83.7847-0254.3 331233	L= 255	
			→	☐; 11/09→		83.7847-0257.3 331234	L= 255	
1.6 MultiFuel	75	01/08→06/13	←	09/09→ 01/13	2	24.5143-0564.3 331433	L= 564	
			→	09/09→ 10/09	2	24.5204-0233.3 331430	L= 233	
			→	☐; 11/09→ 01/13		83.7847-0254.3 331233	L= 255	
			→	☐; 11/09→ 01/13		83.7847-0257.3 331234	L= 255	
1.9 TDI	77	09/04→12/10	←		2	24.5143-0564.3 331433	L= 564	
1.9 TDI 4x4	77	11/04→12/10						
↓								



**SKODA - OCTAVIA II Combi (1Z5) 02/04→06/13**

**Bremsschlauch**

2.0 TDI 2.0 TDI 4x4	103	11/05→05/10	➔	→ 10/09	2	24.5204-0233.3	331430	L= 233
	103	07/06→05/10	➔	☐; 11/09→		83.7847-0254.3	331233	L= 255
				➔	☐; 11/09→		83.7847-0257.3	331234
2.0 FSI 2.0 FSI 4x4	110	11/04→10/08	➔		2	24.5143-0564.3	331433	L= 564
	110	11/04→10/08	➔		2	24.5204-0233.3	331430	L= 233
2.0 TDI 16V	100	02/04→05/10	➔	06/04→	2	24.5143-0564.3	331433	L= 564
			➔	06/04→ 10/09	2	24.5204-0233.3	331430	L= 233
			➔	☐; 11/09→		83.7847-0254.3	331233	L= 255
			➔	☐; 11/09→		83.7847-0257.3	331234	L= 255
2.0 TDI 16V	103	02/04→05/13	➔	06/04→ 01/13	2	24.5143-0564.3	331433	L= 564
			➔	06/04→ 10/09	2	24.5204-0233.3	331430	L= 233
			➔	☐; 11/09→ 01/13		83.7847-0254.3	331233	L= 255
			➔	☐; 11/09→ 01/13		83.7847-0257.3	331234	L= 255

**SKODA - OCTAVIA III (5E3) 11/12→**







**Bremssattel**

1.0 TSI 1.2 TSI 1.4 TSI 1.4 TSI G-TEC 1.6 1.6 TDI 1.6 TDI 1.6 TDI 4x4 1.6 TDI 4x4 1.8 TSI 1.8 TSI 4x4 2.0 TDI 2.0 TDI / TDI RS 4x4 2.0 TDI 4x4 2.0 TDI RS 2.0 TSI RS 2.0 TSI RS 2.0 TSI RS	85 81 103 81 81 81 85 77 81 132 132 105 135 110 135 162 169 180	05/16→ 05/15→ 11/12→ 11/13→ 01/14→ 05/13→ 02/17→ 09/14→ 05/15→ 11/12→ 09/14→ 11/12→ 09/14→ 09/14→ 05/13→ 05/13→ 05/15→ 02/17→	➔ ➔	☐; +PR 1KD ☐; +PR 1KD		24.3384-1759.5 24.3384-1760.5	240800 240801	TRW Ø 38 - Halter TRW Ø 38 - Halter ALU
	63 77 66 77 110	11/12→ 11/12→ 11/12→ 11/12→ 11/12→	➔ ➔	☐; 02/13→; +PR 1KD ☐; 02/13→; +PR 1KD		24.3384-1759.5 24.3384-1760.5	240800 240801	TRW Ø 38 - Halter TRW Ø 38 - Halter ALU
1.4 TSI	110	08/14→	➔	☐; 05/15→; +PR 1KD		24.3384-1759.5	240800	TRW Ø 38 - Halter
			➔	☐; 05/15→; +PR 1KD		24.3384-1760.5	240801	TRW Ø 38 - Halter ALU










**SKODA - OCTAVIA III Combi (5E5) 11/12→**








**Bremssattel**

1.0 TSI 1.2 TSI 1.4 TSI 1.4 TSI G-TEC 1.6 1.6 TDI 1.6 TDI 1.6 TDI 4x4 1.6 TDI 4x4 1.8 TSI 1.8 TSI 4x4 2.0 TDI 2.0 TDI / TDI RS 4x4 2.0 TDI 4x4 2.0 TDI RS 2.0 TSI RS 2.0 TSI RS	85 81 103 81 81 81 85 77 81 132 132 105 135 110 135 169 180	05/16→ 05/15→ 11/12→ 11/13→ 01/14→ 05/13→ 02/17→ 11/12→ 05/15→ 11/12→ 11/12→ 11/12→ 11/12→ 11/12→ 11/12→ 05/13→ 05/15→ 02/17→	➔ ➔	☐; +PR 1KD ☐; +PR 1KD		24.3384-1759.5 24.3384-1760.5	240800 240801	TRW Ø 38 - Halter TRW Ø 38 - Halter ALU
	63 77 66 77 110	11/12→ 11/12→ 11/12→ 11/12→ 11/12→	➔ ➔	☐; 02/13→; +PR 1KD ☐; 02/13→; +PR 1KD		24.3384-1759.5 24.3384-1760.5	240800 240801	TRW Ø 38 - Halter TRW Ø 38 - Halter ALU
1.4 TSI	110	08/14→	➔	☐; 05/15→; +PR 1KD		24.3384-1759.5	240800	TRW Ø 38 - Halter
			➔	☐; 05/15→; +PR 1KD		24.3384-1760.5	240801	TRW Ø 38 - Halter ALU
2.0 TSI RS	162	11/12→	➔	☐; 05/13→; +PR 1KD		24.3384-1759.5	240800	TRW Ø 38 - Halter
			➔	☐; 05/13→; +PR 1KD		24.3384-1760.5	240801	TRW Ø 38 - Halter ALU










	kw				! #		
<b>SKODA - RAPID (NH3) 07/12→</b>							
<b>Bremssattel</b>							
1.2	55	07/12→	←	☐; 10/12→; +PR 1ZG	2	11.9541-9549.2 220575	ATE Ø 54 - Halter
1.2 TSI	63	07/12→	←	☐; 10/12→; +PR 1ZG	2	11.9541-9550.2 220576	ATE Ø 54 - Halter
1.2 TSI	77	07/12→	←	☐; 10/12→; +PR 1ZC	2	11.9541-9553.2 220563	ATE Ø 54 - Halter
1.4 TSI	90	07/12→	←	☐; 10/12→; +PR 1ZC	2	11.9541-9554.2 220564	ATE Ø 54 - Halter
1.6 TDI	77	07/12→	→	☐; 10/12→; +PR 1KT	2	24.3387-1735.5 240657	TRW Ø 38 - Halter
			→	☐; 10/12→; +PR 1KT	2	24.3387-1736.5 240658	TRW Ø 38 - Halter
1.2 TSI	66	05/15→	←	☐; +PR 1ZC	2	11.9541-9553.2 220563	ATE Ø 54 - Halter
1.2 TSI	81	05/15→	←	☐; +PR 1ZC	2	11.9541-9554.2 220564	ATE Ø 54 - Halter
1.4 TDI	66	05/15→	→	☐; +PR 1KT	2	24.3387-1735.5 240657	TRW Ø 38 - Halter
1.4 TSI	92	05/15→	→	☐; +PR 1KT	2	24.3387-1736.5 240658	TRW Ø 38 - Halter
1.6 TDI	85	05/15→	←	☐; 07/13→; +PR 1ZG	2	11.9541-9549.2 220575	ATE Ø 54 - Halter
			←	☐; 07/13→; +PR 1ZG	2	11.9541-9550.2 220576	ATE Ø 54 - Halter
			←	☐; 07/13→; +PR 1ZC	2	11.9541-9553.2 220563	ATE Ø 54 - Halter
			←	☐; 07/13→; +PR 1ZC	2	11.9541-9554.2 220564	ATE Ø 54 - Halter
			→	☐; 07/13→; +PR 1KT	2	24.3387-1735.5 240657	TRW Ø 38 - Halter
			→	☐; 07/13→; +PR 1KT	2	24.3387-1736.5 240658	TRW Ø 38 - Halter
1.6	81	05/15→	←	☐; +PR 1ZG	2	11.9541-9549.2 220575	ATE Ø 54 - Halter
1.6 TDI	66	08/13→	←	☐; +PR 1ZG	2	11.9541-9550.2 220576	ATE Ø 54 - Halter
			←	☐; +PR 1ZC	2	11.9541-9553.2 220563	ATE Ø 54 - Halter
			←	☐; +PR 1ZC	2	11.9541-9554.2 220564	ATE Ø 54 - Halter
			→	☐; +PR 1KT	2	24.3387-1735.5 240657	TRW Ø 38 - Halter
			→	☐; +PR 1KT	2	24.3387-1736.5 240658	TRW Ø 38 - Halter
<b>Feder, Bremssattel</b>							
1.2	55	07/12→		10/12→; +PR 1ZC	2	11.8116-0351.1 390538	ATE
1.2 TSI	63	07/12→					
1.2 TSI	77	07/12→					
1.4 TSI	90	07/12→					
1.6 TDI	77	07/12→					
1.2 TSI	66	05/15→		+PR 1ZC	2	11.8116-0351.1 390538	ATE
1.2 TSI	81	05/15→					
1.4 TDI	66	05/15→					
1.4 TSI	92	05/15→					
1.6	81	05/15→					
1.6 TDI	66	08/13→					
1.6 TDI	85	05/15→					
1.6	77	07/12→		07/13→; +PR 1ZC	2	11.8116-0351.1 390538	ATE
<b>Führungshülzensatz, Bremssattel</b>							
1.2	55	07/12→	←	10/12→; +PR 1ZG	2	11.0101-5407.2 260011	ATE
1.2 TSI	63	07/12→	←	10/12→; +PR 1ZC	2	11.0101-5409.2 260035	ATE
1.2 TSI	77	07/12→					
1.4 TSI	90	07/12→					
1.6 TDI	77	07/12→					
1.2 TSI	66	05/15→	←	+PR 1ZC	2	11.0101-5409.2 260035	ATE
1.2 TSI	81	05/15→					
1.4 TDI	66	05/15→					
1.4 TSI	92	05/15→					
1.6 TDI	85	05/15→					
1.6	77	07/12→	←	07/13→; +PR 1ZG	2	11.0101-5407.2 260011	ATE
			←	07/13→; +PR 1ZC	2	11.0101-5409.2 260035	ATE
1.6	81	05/15→	←	+PR 1ZG	2	11.0101-5407.2 260011	ATE
1.6 TDI	66	08/13→	←	+PR 1ZC	2	11.0101-5409.2 260035	ATE
<b>Führungsbolzen, Bremssattel</b>							
1.2	55	07/12→		10/12→; +PR 1ZC	2	11.8171-0008.1 990049	ATE
1.2 TSI	63	07/12→					
1.2 TSI	77	07/12→		10/12→; +PR 1ZG	2	11.8171-0008.1 990049	ATE
1.4 TSI	90	07/12→					
1.6 TDI	77	07/12→					
1.2 TSI	66	05/15→		+PR 1ZC	2	11.8171-0008.1 990049	ATE
1.2 TSI	81	05/15→					
1.4 TDI	66	05/15→					
1.4 TSI	92	05/15→					
1.6 TDI	85	05/15→					
1.6	77	07/12→		07/13→; +PR 1ZC	2	11.8171-0008.1 990049	ATE
↓							













	kw			 	! #		
<b>SKODA - RAPID (NH3) 07/12→</b>							
<b>Führungsbolzen, Bremsattel</b>							
1.6	77	07/12→		07/13→; +PR 1ZG		11.8171-0008.1 990049	ATE
1.6	81	05/15→		+PR 1ZC		11.8171-0008.1 990049	ATE
1.6 TDI	66	08/13→		+PR 1ZG		11.8171-0008.1 990049	ATE
<b> Bremserschlauch</b>							
1.2	55	07/12→	←	12/12→	2	24.5143-0544.3 331420	L= 544
1.2 TSI	63	07/12→					
1.2 TSI	77	07/12→	→	10/12→	2	83.7858-0140.3 330837	L= 140
1.4 TSI	90	07/12→					
1.6 TDI	77	07/12→					
1.2 TSI	66	05/15→	←		2	24.5143-0544.3 331420	L= 544
1.2 TSI	81	05/15→					
1.4 TDI	66	05/15→	→		2	83.7858-0140.3 330837	L= 140
1.4 TSI	92	05/15→					
1.6	81	05/15→					
1.6 TDI	66	08/13→					
1.6 TDI	85	05/15→					
1.6	77	07/12→	←	07/13→	2	24.5143-0544.3 331420	L= 544
			→	07/13→	2	83.7858-0140.3 330837	L= 140
<b>SKODA - RAPID Spaceback (NH1) 07/12→</b>							
<b> Bremsattel</b>							
1.2	55	07/12→	←	☐; 10/12→; +PR 1ZG		11.9541-9549.2 220575	ATE Ø 54 - Halter
1.2 TSI	63	07/12→					
1.2 TSI	77	07/12→	←	☐; 10/12→; +PR 1ZG		11.9541-9550.2 220576	ATE Ø 54 - Halter
1.4 TSI	90	07/12→	←	☐; 10/12→; +PR 1ZC		11.9541-9553.2 220563	ATE Ø 54 - Halter
1.6 TDI	77	07/12→	←	☐; 10/12→; +PR 1ZC		11.9541-9554.2 220564	ATE Ø 54 - Halter
			→	☐; 10/12→; +PR 1KT		24.3387-1735.5 240657	TRW Ø 38 - Halter
			→	☐; 10/12→; +PR 1KT		24.3387-1736.5 240658	TRW Ø 38 - Halter
1.2 TSI	66	05/15→	←	☐; +PR 1ZC		11.9541-9553.2 220563	ATE Ø 54 - Halter
1.2 TSI	81	05/15→					
1.4 TDI	66	05/15→	←	☐; +PR 1ZC		11.9541-9554.2 220564	ATE Ø 54 - Halter
1.4 TSI	92	05/15→	→	☐; +PR 1KT		24.3387-1735.5 240657	TRW Ø 38 - Halter
1.6 TDI	85	05/15→	→	☐; +PR 1KT		24.3387-1736.5 240658	TRW Ø 38 - Halter
1.6	77	07/12→	←	☐; 07/13→; +PR 1ZG		11.9541-9549.2 220575	ATE Ø 54 - Halter
			←	☐; 07/13→; +PR 1ZG		11.9541-9550.2 220576	ATE Ø 54 - Halter
			←	☐; 07/13→; +PR 1ZC		11.9541-9553.2 220563	ATE Ø 54 - Halter
			←	☐; 07/13→; +PR 1ZC		11.9541-9554.2 220564	ATE Ø 54 - Halter
			→	☐; 07/13→; +PR 1KT		24.3387-1735.5 240657	TRW Ø 38 - Halter
			→	☐; 07/13→; +PR 1KT		24.3387-1736.5 240658	TRW Ø 38 - Halter
1.6 TDI	66	08/13→	←	☐; +PR 1ZG		11.9541-9549.2 220575	ATE Ø 54 - Halter
			←	☐; +PR 1ZG		11.9541-9550.2 220576	ATE Ø 54 - Halter
			←	☐; +PR 1ZC		11.9541-9553.2 220563	ATE Ø 54 - Halter
			←	☐; +PR 1ZC		11.9541-9554.2 220564	ATE Ø 54 - Halter
			→	☐; +PR 1KT		24.3387-1735.5 240657	TRW Ø 38 - Halter
			→	☐; +PR 1KT		24.3387-1736.5 240658	TRW Ø 38 - Halter
<b>Feder, Bremsattel</b>							
1.2	55	07/12→		10/12→; +PR 1ZC	2	11.8116-0351.1 390538	ATE
1.2 TSI	63	07/12→					
1.2 TSI	77	07/12→					
1.4 TSI	90	07/12→					
1.6 TDI	77	07/12→					
1.2 TSI	66	05/15→		+PR 1ZC	2	11.8116-0351.1 390538	ATE
1.2 TSI	81	05/15→					
1.4 TDI	66	05/15→					
1.4 TSI	92	05/15→					
1.6 TDI	66	08/13→					
1.6 TDI	85	05/15→					
1.6	77	07/12→		07/13→; +PR 1ZC	2	11.8116-0351.1 390538	ATE
<b>Führungshülzensatz, Bremsattel</b>							
1.2	55	07/12→	←	10/12→; +PR 1ZG		11.0101-5407.2 260011	ATE
1.2 TSI	63	07/12→					
1.2 TSI	77	07/12→	←	10/12→; +PR 1ZC		11.0101-5409.2 260035	ATE
1.4 TSI	90	07/12→					
1.6 TDI	77	07/12→					
↓							








	kw			 	! #		
<b>SKODA - RAPID Spaceback (NH1) 07/12→</b>							
<b>Führungshülzensatz, Bremsattel</b>							
1.2 TSI	66	05/15→	←	+PR 1ZC		11.0101-5409.2	260035 ATE
1.2 TSI	81	05/15→					
1.4 TDI	66	05/15→					
1.4 TSI	92	05/15→					
1.6 TDI	85	05/15→					
1.6	77	07/12→	←	07/13→; +PR 1ZG		11.0101-5407.2	260011 ATE
			←	07/13→; +PR 1ZC		11.0101-5409.2	260035 ATE
1.6 TDI	66	08/13→	←	+PR 1ZG		11.0101-5407.2	260011 ATE
			←	+PR 1ZC		11.0101-5409.2	260035 ATE
<b>Führungsbolzen, Bremsattel</b>							
1.2	55	07/12→		10/12→; +PR 1ZC		11.8171-0008.1	990049 ATE
1.2 TSI	63	07/12→					
1.2 TSI	77	07/12→		10/12→; +PR 1ZG		11.8171-0008.1	990049 ATE
1.4 TSI	90	07/12→					
1.6 TDI	77	07/12→					
1.2 TSI	66	05/15→		+PR 1ZC		11.8171-0008.1	990049 ATE
1.2 TSI	81	05/15→					
1.4 TDI	66	05/15→					
1.4 TSI	92	05/15→					
1.6 TDI	85	05/15→					
1.6	77	07/12→		07/13→; +PR 1ZC		11.8171-0008.1	990049 ATE
				07/13→; +PR 1ZG		11.8171-0008.1	990049 ATE
1.6 TDI	66	08/13→		+PR 1ZC		11.8171-0008.1	990049 ATE
				+PR 1ZG		11.8171-0008.1	990049 ATE
<b>Bremsschlauch</b>							
1.2	55	07/12→	←	12/12→	2	24.5143-0544.3	331420 L= 544
1.2 TSI	63	07/12→					
1.2 TSI	77	07/12→	→	10/12→	2	83.7858-0140.3	330837 L= 140
1.4 TSI	90	07/12→					
1.6 TDI	77	07/12→					
1.2 TSI	66	05/15→	←		2	24.5143-0544.3	331420 L= 544
1.2 TSI	81	05/15→					
1.4 TDI	66	05/15→	→		2	83.7858-0140.3	330837 L= 140
1.4 TSI	92	05/15→					
1.6 TDI	66	08/13→					
1.6 TDI	85	05/15→					
1.6	77	07/12→	←	07/13→	2	24.5143-0544.3	331420 L= 544
			→	07/13→	2	83.7858-0140.3	330837 L= 140
<b>SKODA - ROOMSTER (5J) 03/06→05/15</b>							
<b>Bremssattel</b>							
1.2	47	05/06→01/07	←	☐; 07/06→; +PR 1LQ,1LR,1ZG		11.9541-9549.2	220575 ATE Ø 54 - Halter
			←	☐; 07/06→; +PR 1LQ,1LR,1ZG		11.9541-9550.2	220576 ATE Ø 54 - Halter
			←	☐; 07/06→; +PR 1ZC		11.9541-9553.2	220563 ATE Ø 54 - Halter
			←	☐; 07/06→; +PR 1ZC		11.9541-9554.2	220564 ATE Ø 54 - Halter
			←	☐; 07/06→; +PR 1LN,1ZH		24.3541-1797.7	220553 TRW Ø 54 - Halter
			←	☐; 07/06→; +PR 1LN,1ZH		24.3541-1798.7	220554 TRW Ø 54 - Halter
			→	☐; 07/06→; +PR 1KK		24.3384-1729.5	240816 TRW Ø 38 - Halter
			→	☐; 07/06→; +PR 1KK		24.3384-1730.5	240817 TRW Ø 38 - Halter
			→	☐; 07/06→; +PR 1KT		24.3387-1735.5	240657 TRW Ø 38 - Halter
			→	☐; 07/06→; +PR 1KT		24.3387-1736.5	240658 TRW Ø 38 - Halter
1.2	51	01/07→05/15	←	☐; → 04/15; +PR 1LQ,1LR,1ZG		11.9541-9549.2	220575 ATE Ø 54 - Halter
1.2 TDI	55	03/10→05/15	←	☐; → 04/15; +PR 1LQ,1LR,1ZG		11.9541-9550.2	220576 ATE Ø 54 - Halter
1.2 TSI	63	03/10→05/15	←	☐; → 04/15; +PR 1ZC		11.9541-9553.2	220563 ATE Ø 54 - Halter
1.2 TSI	77	03/10→05/15	←	☐; → 04/15; +PR 1ZC		11.9541-9554.2	220564 ATE Ø 54 - Halter
1.4	63	09/06→05/15	←	☐; → 04/15; +PR 1ZC		11.9541-9554.2	220564 ATE Ø 54 - Halter
1.6	77	09/06→05/15	←	☐; → 04/15; +PR 1ZC		11.9541-9554.2	220564 ATE Ø 54 - Halter
1.6 TDI	66	03/10→05/15	←	☐; → 04/15; +PR 1LN,1ZH		24.3541-1797.7	220553 TRW Ø 54 - Halter
1.6 TDI	77	03/10→05/15	←	☐; → 04/15; +PR 1LN,1ZH		24.3541-1798.7	220554 TRW Ø 54 - Halter
			→	☐; → 04/15; +PR 1KK		24.3384-1729.5	240816 TRW Ø 38 - Halter
			→	☐; → 04/15; +PR 1KK		24.3384-1730.5	240817 TRW Ø 38 - Halter
			→	☐; → 04/15; +PR 1KT		24.3387-1735.5	240657 TRW Ø 38 - Halter
			→	☐; → 04/15; +PR 1KT		24.3387-1736.5	240658 TRW Ø 38 - Halter
1.4 TDI	51	07/06→03/10	←	☐; +PR 1LQ,1LR,1ZG		11.9541-9549.2	220575 ATE Ø 54 - Halter
↓							



















	kw			 	! #		
<b>SKODA - ROOMSTER (5J) 03/06→05/15</b>							
<b> Bremssattel</b>							
1.4 TDI 1.9 TDI	59 77	09/06→03/10 09/06→03/10	←	☐; +PR 1LQ,1LR,1ZG		11.9541-9550.2 220576	ATE Ø 54 - Halter
			←	☐; +PR 1ZC		11.9541-9553.2 220563	ATE Ø 54 - Halter
			←	☐; +PR 1ZC		11.9541-9554.2 220564	ATE Ø 54 - Halter
			←	☐; +PR 1LN,1ZH		24.3541-1797.7 220553	TRW Ø 54 - Halter
			←	☐; +PR 1LN,1ZH		24.3541-1798.7 220554	TRW Ø 54 - Halter
			→	☐; +PR 1KK		24.3384-1729.5 240816	TRW Ø 38 - Halter
			→	☐; +PR 1KK		24.3384-1730.5 240817	TRW Ø 38 - Halter
			→	☐; +PR 1KT		24.3387-1735.5 240657	TRW Ø 38 - Halter
			→	☐; +PR 1KT		24.3387-1736.5 240658	TRW Ø 38 - Halter
<b>Feder, Bremssattel</b>							
1.2	47	05/06→01/07		07/06→; +PR 1ZC	2	11.8116-0351.1 390538	ATE
1.2	51	01/07→05/15		→ 04/15; +PR 1ZC	2	11.8116-0351.1 390538	ATE
1.2 TDI	55	03/10→05/15					
1.2 TSI	63	03/10→05/15					
1.2 TSI	77	03/10→05/15					
1.4	63	09/06→05/15					
1.6	77	09/06→05/15					
1.6 TDI	66	03/10→05/15					
1.6 TDI	77	03/10→05/15					
1.4 TDI	51	07/06→03/10		+PR 1ZC	2	11.8116-0351.1 390538	ATE
1.4 TDI	59	09/06→03/10					
1.9 TDI	77	09/06→03/10					
<b>Führungshülzensatz, Bremssattel</b>							
1.2	47	05/06→01/07	←	07/06→; +PR 1ZC		11.0101-5409.2 260035	ATE
			←	07/06→; +PR 1LQ,1LR,1ZG		11.0101-5409.2 260035	ATE
1.2	51	01/07→05/15	←	→ 04/15; +PR 1LQ,1LR,1ZG		11.0101-5409.2 260035	ATE
1.2 TDI	55	03/10→05/15					
1.2 TSI	63	03/10→05/15	←	→ 04/15; +PR 1ZC		11.0101-5409.2 260035	ATE
1.2 TSI	77	03/10→05/15					
1.4	63	09/06→05/15					
1.6	77	09/06→05/15					
1.6 TDI	66	03/10→05/15					
1.6 TDI	77	03/10→05/15					
1.4 TDI	51	07/06→03/10	←	+PR 1LQ,1LR,1ZG		11.0101-5409.2 260035	ATE
1.4 TDI	59	09/06→03/10					
1.9 TDI	77	09/06→03/10	←	+PR 1ZC		11.0101-5409.2 260035	ATE
<b>Führungsbolzen, Bremssattel</b>							
1.2	47	05/06→01/07		07/06→; +PR 1ZC		11.8171-0008.1 990049	ATE
				07/06→; +PR 1LQ,1LR,1ZG		11.8171-0008.1 990049	ATE
1.2	51	01/07→05/15		→ 04/15; +PR 1LQ,1LR,1ZG		11.8171-0008.1 990049	ATE
1.2 TDI	55	03/10→05/15					
1.2 TSI	63	03/10→05/15		→ 04/15; +PR 1ZC		11.8171-0008.1 990049	ATE
1.2 TSI	77	03/10→05/15					
1.4	63	09/06→05/15					
1.6	77	09/06→05/15					
1.6 TDI	66	03/10→05/15					
1.6 TDI	77	03/10→05/15					
1.4 TDI	51	07/06→03/10		+PR 1ZC		11.8171-0008.1 990049	ATE
1.4 TDI	59	09/06→03/10		+PR 1LQ,1LR,1ZG		11.8171-0008.1 990049	ATE
1.9 TDI	77	09/06→03/10					
<b> Bremsschlauch</b>							
1.2	47	05/06→01/07	←	07/06→	2	83.6247-0522.3 330595	L= 522
			→	☐ / am Bremssattel; 07/06→; Scheibenbremse		24.1253-0010.3 331066	L= 233 mit Rohrleitung
			→	☐ / am Bremssattel; 07/06→; Scheibenbremse		24.1253-0020.3 331067	L= 233 mit Rohrleitung
			→	07/06→	2	83.7858-0140.3 330837	L= 140
1.2	51	01/07→05/15	←	→ 04/15	2	83.6247-0522.3 330595	L= 522
1.2 TDI	55	03/10→05/15					
1.2 TSI	63	03/10→05/15	→	☐ / am Bremssattel; → 04/15; Scheibenbremse		24.1253-0010.3 331066	L= 233 mit Rohrleitung
1.2 TSI	77	03/10→05/15					
1.4	63	09/06→05/15	→	☐ / am Bremssattel; → 04/15; Scheibenbremse		24.1253-0020.3 331067	L= 233 mit Rohrleitung
1.6	77	09/06→05/15					
1.6 TDI	66	03/10→05/15	→	→ 04/15	2	83.7858-0140.3 330837	L= 140
1.6 TDI	77	03/10→05/15					
1.4 TDI	51	07/06→03/10	←		2	83.6247-0522.3 330595	L= 522
1.4 TDI	59	09/06→03/10					
1.9 TDI	77	09/06→03/10	→	☐ / am Bremssattel; Scheibenbremse		24.1253-0010.3 331066	L= 233 mit Rohrleitung

	kw					! #			
<b>SKODA - ROOMSTER (5J) 03/06→05/15</b>									
 <b>Bremsschlauch</b>									
1.4 TDI	51	07/06→03/10	➡	☐	/ am Bremssattel; Scheibenbremse		24.1253-0020.3	331067	L= 233 mit Rohrleitung
1.4 TDI	59	09/06→03/10							
1.9 TDI	77	09/06→03/10	➡			2	83.7858-0140.3	330837	L= 140
<b>SKODA - ROOMSTER Praktik (5J) 03/07→05/15</b>									
 <b>Bremssattel</b>									
1.2	51	03/07→05/15	←	☐	→ 04/15; +PR 1LQ,1LR,1ZG		11.9541-9549.2	220575	ATE Ø 54 - Halter
1.2 TDI	55	03/10→05/15	←	☐	→ 04/15; +PR 1LQ,1LR,1ZG		11.9541-9550.2	220576	ATE Ø 54 - Halter
1.2 TSI	63	03/10→05/15	←	☐	→ 04/15; +PR 1ZC		11.9541-9553.2	220563	ATE Ø 54 - Halter
1.4	63	03/07→05/15	←	☐	→ 04/15; +PR 1ZC		11.9541-9554.2	220564	ATE Ø 54 - Halter
1.6 TDI	66	03/10→05/15	←	☐	→ 04/15; +PR 1ZC		24.3541-1797.7	220553	TRW Ø 54 - Halter
			←	☐	→ 04/15; +PR 1LN,1ZH		24.3541-1798.7	220554	TRW Ø 54 - Halter
			➡	☐	→ 04/15; +PR 1KK		24.3384-1729.5	240816	TRW Ø 38 - Halter
			➡	☐	→ 04/15; +PR 1KK		24.3384-1730.5	240817	TRW Ø 38 - Halter
			➡	☐	→ 04/15; +PR 1KT		24.3387-1735.5	240657	TRW Ø 38 - Halter
			➡	☐	→ 04/15; +PR 1KT		24.3387-1736.5	240658	TRW Ø 38 - Halter
1.4 TDI	51	03/07→03/10	←	☐	+PR 1LQ,1LR,1ZG		11.9541-9549.2	220575	ATE Ø 54 - Halter
1.4 TDI	59	03/07→03/10	←	☐	+PR 1LQ,1LR,1ZG		11.9541-9550.2	220576	ATE Ø 54 - Halter
			←	☐	+PR 1ZC		11.9541-9553.2	220563	ATE Ø 54 - Halter
			←	☐	+PR 1ZC		11.9541-9554.2	220564	ATE Ø 54 - Halter
			←	☐	+PR 1LN,1ZH		24.3541-1797.7	220553	TRW Ø 54 - Halter
			←	☐	+PR 1LN,1ZH		24.3541-1798.7	220554	TRW Ø 54 - Halter
			➡	☐	+PR 1KK		24.3384-1729.5	240816	TRW Ø 38 - Halter
			➡	☐	+PR 1KK		24.3384-1730.5	240817	TRW Ø 38 - Halter
			➡	☐	+PR 1KT		24.3387-1735.5	240657	TRW Ø 38 - Halter
			➡	☐	+PR 1KT		24.3387-1736.5	240658	TRW Ø 38 - Halter
<b>Feder, Bremssattel</b>									
1.2	51	03/07→05/15			→ 04/15; +PR 1ZC	2	11.8116-0351.1	390538	ATE
1.2 TDI	55	03/10→05/15							
1.2 TSI	63	03/10→05/15							
1.4	63	03/07→05/15							
1.6 TDI	66	03/10→05/15							
1.4 TDI	51	03/07→03/10			+PR 1ZC	2	11.8116-0351.1	390538	ATE
1.4 TDI	59	03/07→03/10							
<b>Führungshülzensatz, Bremssattel</b>									
1.2	51	03/07→05/15	←		→ 04/15; +PR 1LQ,1LR,1ZG		11.0101-5409.2	260035	ATE
1.2 TDI	55	03/10→05/15	←		→ 04/15; +PR 1ZC		11.0101-5409.2	260035	ATE
1.2 TSI	63	03/10→05/15	←						
1.4	63	03/07→05/15	←						
1.6 TDI	66	03/10→05/15	←						
1.4 TDI	51	03/07→03/10	←		+PR 1LQ,1LR,1ZG		11.0101-5409.2	260035	ATE
1.4 TDI	59	03/07→03/10	←		+PR 1ZC		11.0101-5409.2	260035	ATE
<b>Führungsbolzen, Bremssattel</b>									
1.2	51	03/07→05/15			→ 04/15; +PR 1LQ,1LR,1ZG		11.8171-0008.1	990049	ATE
1.2 TDI	55	03/10→05/15			→ 04/15; +PR 1ZC		11.8171-0008.1	990049	ATE
1.2 TSI	63	03/10→05/15							
1.4	63	03/07→05/15							
1.6 TDI	66	03/10→05/15							
1.4 TDI	51	03/07→03/10			+PR 1ZC		11.8171-0008.1	990049	ATE
1.4 TDI	59	03/07→03/10			+PR 1LQ,1LR,1ZG		11.8171-0008.1	990049	ATE
 <b>Bremsschlauch</b>									
1.2	51	03/07→05/15	←		→ 04/15	2	83.6247-0522.3	330595	L= 522
1.2 TDI	55	03/10→05/15	➡	☐	/ am Bremssattel; → 04/15; Scheibenbremse		24.1253-0010.3	331066	L= 233 mit Rohrleitung
1.2 TSI	63	03/10→05/15	➡	☐	/ am Bremssattel; → 04/15; Scheibenbremse		24.1253-0020.3	331067	L= 233 mit Rohrleitung
1.4	63	03/07→05/15	➡		→ 04/15	2	83.7858-0140.3	330837	L= 140
1.6 TDI	66	03/10→05/15	➡						
1.4 TDI	51	03/07→03/10	←			2	83.6247-0522.3	330595	L= 522
1.4 TDI	59	03/07→03/10	➡	☐	/ am Bremssattel; Scheibenbremse		24.1253-0010.3	331066	L= 233 mit Rohrleitung
↓									



	kW			 	! #		
<b>SKODA - ROOMSTER Praktik (5J) 03/07→05/15</b>							
<b>Bremsschlauch</b>							
1.4 TDI	51	03/07→03/10	➡	<input type="checkbox"/> / am Bremssattel; Scheibenbremse		24.1253-0020.3 331067	L= 233 mit Rohrleitung
1.4 TDI	59	03/07→03/10	➡		2	83.7858-0140.3 330837	L= 140
<b>SKODA - SUPERB I (3U4) 12/01→03/08</b>							
<b>Bremssattel</b>							
1.8 T	110	12/01→03/08	←	<input type="checkbox"/> ; → 02/08		24.3571-8521.5 240495	ATE Ø 57 - Halter
2.0	85	12/01→03/08	←	<input type="checkbox"/> ; → 02/08		24.3571-8522.5 240496	ATE Ø 57 - Halter
			➡	<input type="checkbox"/> ; → 02/08		24.3384-1731.5 240818	TRW Ø 38 - Halter
			➡	<input type="checkbox"/> ; → 02/08		24.3384-1732.5 240819	TRW Ø 38 - Halter
1.9 TDI	74	08/02→10/05	←	<input type="checkbox"/>		24.3571-8521.5 240495	ATE Ø 57 - Halter
1.9 TDI	77	10/05→05/07	←	<input type="checkbox"/>		24.3571-8522.5 240496	ATE Ø 57 - Halter
			➡	<input type="checkbox"/>		24.3384-1731.5 240818	TRW Ø 38 - Halter
			➡	<input type="checkbox"/>		24.3384-1732.5 240819	TRW Ø 38 - Halter
1.9 TDI	85	01/07→03/08	←	<input type="checkbox"/> ; → 12/07		24.3571-8521.5 240495	ATE Ø 57 - Halter
1.9 TDI	96	12/01→03/08	←	<input type="checkbox"/> ; → 12/07		24.3571-8522.5 240496	ATE Ø 57 - Halter
			➡	<input type="checkbox"/> ; → 12/07		24.3384-1731.5 240818	TRW Ø 38 - Halter
			➡	<input type="checkbox"/> ; → 12/07		24.3384-1732.5 240819	TRW Ø 38 - Halter
2.0 TDI	103	10/05→03/08	←	<input type="checkbox"/> ; → 12/07		11.9571-9835.2 220427	ATE Ø 57 - Halter
2.5 TDI	120	06/03→03/08	←	<input type="checkbox"/> ; → 12/07		11.9571-9836.2 220428	ATE Ø 57 - Halter
2.8 V6	140	06/02→03/08	←	<input type="checkbox"/> ; → 12/07		11.9571-9836.2 220428	ATE Ø 57 - Halter
2.8 V6	142	12/01→03/08	➡	<input type="checkbox"/> ; → 12/07		24.3384-1731.5 240818	TRW Ø 38 - Halter
			➡	<input type="checkbox"/> ; → 12/07		24.3384-1732.5 240819	TRW Ø 38 - Halter
2.5 TDI	114	12/01→08/03	←	<input type="checkbox"/>		11.9571-9835.2 220427	ATE Ø 57 - Halter
			←	<input type="checkbox"/>		11.9571-9836.2 220428	ATE Ø 57 - Halter
			➡	<input type="checkbox"/>		24.3384-1731.5 240818	TRW Ø 38 - Halter
			➡	<input type="checkbox"/>		24.3384-1732.5 240819	TRW Ø 38 - Halter
<b>Halter, Bremssattel</b>							
1.8 T	110	12/01→03/08	←	→ 02/08	2	11.8170-0306.1 260102	ATE
2.0	85	12/01→03/08	←		2	11.8170-0306.1 260102	ATE
1.9 TDI	74	08/02→10/05	←		2	11.8170-0306.1 260102	ATE
1.9 TDI	77	10/05→05/07	←		2	11.8170-0306.1 260102	ATE
1.9 TDI	85	01/07→03/08	←	→ 12/07	2	11.8170-0306.1 260102	ATE
1.9 TDI	96	12/01→03/08	←		2	11.8170-0306.1 260102	ATE
2.0 TDI	103	10/05→03/08	←	→ 12/07	2	11.0230-0451.1 260130	ATE
2.5 TDI	120	06/03→03/08	←		2	11.0230-0451.1 260130	ATE
2.8 V6	140	06/02→03/08	←		2	11.0230-0451.1 260130	ATE
2.8 V6	142	12/01→03/08	←		2	11.0230-0451.1 260130	ATE
2.5 TDI	114	12/01→08/03	←		2	11.0230-0451.1 260130	ATE
<b>Feder, Bremssattel</b>							
1.8 T	110	12/01→03/08		→ 02/08	2	11.8116-0143.1 390513	ATE
2.0	85	12/01→03/08			2	11.8116-0143.1 390513	ATE
1.9 TDI	74	08/02→10/05			2	11.8116-0143.1 390513	ATE
1.9 TDI	77	10/05→05/07			2	11.8116-0143.1 390513	ATE
2.5 TDI	114	12/01→08/03			2	11.8116-0143.1 390513	ATE
1.9 TDI	85	01/07→03/08		→ 12/07	2	11.8116-0143.1 390513	ATE
1.9 TDI	96	12/01→03/08			2	11.8116-0143.1 390513	ATE
2.0 TDI	103	10/05→03/08			2	11.8116-0143.1 390513	ATE
2.5 TDI	120	06/03→03/08			2	11.8116-0143.1 390513	ATE
2.8 V6	140	06/02→03/08			2	11.8116-0143.1 390513	ATE
2.8 V6	142	12/01→03/08			2	11.8116-0143.1 390513	ATE
<b>Führungshülzensatz, Bremssattel</b>							
1.8 T	110	12/01→03/08	←	→ 02/08		11.0101-5409.2 260035	ATE
2.0	85	12/01→03/08	←			11.0101-5409.2 260035	ATE
1.9 TDI	74	08/02→10/05	←			11.0101-5409.2 260035	ATE
1.9 TDI	77	10/05→05/07	←			11.0101-5409.2 260035	ATE
2.5 TDI	114	12/01→08/03	←			11.0101-5409.2 260035	ATE
1.9 TDI	85	01/07→03/08	←	→ 12/07		11.0101-5409.2 260035	ATE
1.9 TDI	96	12/01→03/08	←			11.0101-5409.2 260035	ATE
2.0 TDI	103	10/05→03/08	←			11.0101-5409.2 260035	ATE
2.5 TDI	120	06/03→03/08	←			11.0101-5409.2 260035	ATE
2.8 V6	140	06/02→03/08	←			11.0101-5409.2 260035	ATE
2.8 V6	142	12/01→03/08	←			11.0101-5409.2 260035	ATE
			↓				

	kw			 	! #		
<b>SKODA - SUPERB I (3U4) 12/01→03/08</b>							
<b>Führungsbolzen, Bremsattel</b>							
1.8 T 2.0	110 85	12/01→03/08 12/01→03/08		→ 02/08		11.8171-0008.1 990049	ATE
1.9 TDI 1.9 TDI 2.5 TDI	74 77 114	08/02→10/05 10/05→05/07 12/01→08/03				11.8171-0008.1 990049	ATE
1.9 TDI 1.9 TDI 2.0 TDI 2.5 TDI 2.8 V6 2.8 V6	85 96 103 120 140 142	01/07→03/08 12/01→03/08 10/05→03/08 06/03→03/08 06/02→03/08 12/01→03/08		→ 12/07		11.8171-0008.1 990049	ATE
<b>Dichtungssatz, Bremsattel</b>							
1.8 T 2.0	110 85	12/01→03/08 12/01→03/08	←	→ 02/08		11.0441-5704.2 250034	ATE
1.9 TDI 1.9 TDI 2.5 TDI	74 77 114	08/02→10/05 10/05→05/07 12/01→08/03	←			11.0441-5704.2 250034	ATE
1.9 TDI 1.9 TDI 2.0 TDI 2.5 TDI 2.8 V6 2.8 V6	85 96 103 120 140 142	01/07→03/08 12/01→03/08 10/05→03/08 06/03→03/08 06/02→03/08 12/01→03/08	←	→ 12/07		11.0441-5704.2 250034	ATE
<b> Bremsschlauch</b>							
1.8 T 2.0	110 85	12/01→03/08 12/01→03/08	←	→ 02/08	2	83.7813-0295.3 330799	L= 295
			→	☐ / am Bremsattel; → 02/08		24.1253-0030.3 331126	L= 184 mit Rohrleitung
			→	☐ / am Bremsattel; → 02/08		24.1253-0040.3 331127	L= 190 mit Rohrleitung
			→	→ 02/08	2	24.5237-0183.3 331454	L= 182,4
1.9 TDI 1.9 TDI 2.5 TDI	74 77 114	08/02→10/05 10/05→05/07 12/01→08/03	←		2	83.7813-0295.3 330799	L= 295
			→	☐ / am Bremsattel		24.1253-0030.3 331126	L= 184 mit Rohrleitung
			→	☐ / am Bremsattel		24.1253-0040.3 331127	L= 190 mit Rohrleitung
			→		2	24.5237-0183.3 331454	L= 182,4
1.9 TDI 1.9 TDI 2.0 TDI 2.5 TDI 2.8 V6 2.8 V6	85 96 103 120 140 142	01/07→03/08 12/01→03/08 10/05→03/08 06/03→03/08 06/02→03/08 12/01→03/08	←	→ 12/07	2	83.7813-0295.3 330799	L= 295
			→	☐ / am Bremsattel; → 12/07		24.1253-0030.3 331126	L= 184 mit Rohrleitung
			→	☐ / am Bremsattel; → 12/07		24.1253-0040.3 331127	L= 190 mit Rohrleitung
			→	→ 12/07	2	24.5237-0183.3 331454	L= 182,4
<b>SKODA - SUPERB II (3T4) 03/08→05/15</b>							
<b> Bremsattel</b>							
1.4 TSI 1.8 TSI 2.0 TDI	92 118 125	07/08→05/15 03/08→05/15 07/08→05/15	←	☐; 08/08→ 02/15; +PR 1ZE		11.9541-9553.2 220563	ATE Ø 54 - Halter
			←	☐; 08/08→ 02/15; +PR 1LJ,1ZA		11.9541-9553.2 220563	ATE Ø 54 - Halter
			←	☐; 08/08→ 02/15; +PR 1ZE		11.9541-9554.2 220564	ATE Ø 54 - Halter
			←	☐; 08/08→ 02/15; +PR 1LJ,1ZA		11.9541-9554.2 220564	ATE Ø 54 - Halter
			←	☐; 08/08→ 02/15; +PR 1LK		11.9576-9995.2 220651	ATE Ø 57 - Halter
			←	☐; 08/08→ 02/15; +PR 1LK		11.9576-9996.2 220652	ATE Ø 57 - Halter
			→	☐; 08/08→ 02/15; +PR 1KF,1KJ		24.3414-1709.5 240834	TRW Ø 41 - Halter
			→	☐; 08/08→ 02/15; +PR 1KF,1KJ		24.3414-1710.5 240835	TRW Ø 41 - Halter
1.6 TDI 1.8 TSI 2.0 TDI 16V 2.0 TSI	77 112 103 147	09/10→05/15 03/09→05/15 01/09→05/15 05/10→05/15	←	☐; → 02/15; +PR 1ZE		11.9541-9553.2 220563	ATE Ø 54 - Halter
			←	☐; → 02/15; +PR 1LJ,1ZA		11.9541-9553.2 220563	ATE Ø 54 - Halter
			←	☐; → 02/15; +PR 1ZE		11.9541-9554.2 220564	ATE Ø 54 - Halter
			←	☐; → 02/15; +PR 1LJ,1ZA		11.9541-9554.2 220564	ATE Ø 54 - Halter
			←	☐; → 02/15; +PR 1LK		11.9576-9995.2 220651	ATE Ø 57 - Halter
			←	☐; → 02/15; +PR 1LK		11.9576-9996.2 220652	ATE Ø 57 - Halter
			→	☐; → 02/15; +PR 1KF,1KJ		24.3414-1709.5 240834	TRW Ø 41 - Halter
			→	☐; → 02/15; +PR 1KF,1KJ		24.3414-1710.5 240835	TRW Ø 41 - Halter
1.8 TSI 4x4 1.8 TSI 4x4 2.0 TDI 16V 4x4 3.6 FSI 4x4	112 118 103 191	03/09→05/15 11/08→05/15 11/10→05/15 11/08→05/15	←	☐; → 02/15; +PR 1ZE		11.9541-9553.2 220563	ATE Ø 54 - Halter
			←	☐; → 02/15; +PR 1LJ,1ZA		11.9541-9553.2 220563	ATE Ø 54 - Halter
			←	☐; → 02/15; +PR 1ZE		11.9541-9554.2 220564	ATE Ø 54 - Halter
			←	☐; → 02/15; +PR 1LJ,1ZA		11.9541-9554.2 220564	ATE Ø 54 - Halter
			←	☐; → 02/15; +PR 1LK		11.9576-9995.2 220651	ATE Ø 57 - Halter

	kw			 	! #		
<b>SKODA - SUPERB II (3T4) 03/08→05/15</b>							
<b>Bremssattel</b>							
1.8 TSI 4x4	112	03/09→05/15	←	☐; → 02/15; +PR 1LK		11.9576-9996.2 220652	ATE Ø 57 - Halter
1.8 TSI 4x4	118	11/08→05/15	→	☐; → 02/15; +PR 2EA		24.3417-1711.5 240766	TRW Ø 41 - Halter
2.0 TDI 16V 4x4	103	11/10→05/15	→	☐; → 02/15; +PR 2EA		24.3417-1712.5 240767	TRW Ø 41 - Halter
3.6 FSI 4x4	191	11/08→05/15	→	☐; → 02/15; +PR 2EA		24.3417-1712.5 240767	TRW Ø 41 - Halter
1.9 TDI	77	03/08→11/10	←	☐; 08/08→; +PR 1LJ,1ZA		11.9541-9553.2 220563	ATE Ø 54 - Halter
2.0 TDI	103	03/08→05/10	←	☐; 08/08→; +PR 1ZE		11.9541-9553.2 220563	ATE Ø 54 - Halter
			←	☐; 08/08→; +PR 1LJ,1ZA		11.9541-9554.2 220564	ATE Ø 54 - Halter
			←	☐; 08/08→; +PR 1ZE		11.9541-9554.2 220564	ATE Ø 54 - Halter
			←	☐; 08/08→; +PR 1LK		11.9576-9995.2 220651	ATE Ø 57 - Halter
			←	☐; 08/08→; +PR 1LK		11.9576-9996.2 220652	ATE Ø 57 - Halter
			→	☐; 08/08→; +PR 1KF,1KJ		24.3414-1709.5 240834	TRW Ø 41 - Halter
			→	☐; 08/08→; +PR 1KF,1KJ		24.3414-1710.5 240835	TRW Ø 41 - Halter
2.0 TDI 4x4	125	09/08→05/15	←	☐; 10/08→ 02/15; +PR 1LJ,1ZA		11.9541-9553.2 220563	ATE Ø 54 - Halter
			←	☐; 10/08→ 02/15; +PR 1ZE		11.9541-9553.2 220563	ATE Ø 54 - Halter
			←	☐; 10/08→ 02/15; +PR 1ZE		11.9541-9554.2 220564	ATE Ø 54 - Halter
			←	☐; 10/08→ 02/15; +PR 1LJ,1ZA		11.9541-9554.2 220564	ATE Ø 54 - Halter
			←	☐; 10/08→ 02/15; +PR 1LK		11.9576-9995.2 220651	ATE Ø 57 - Halter
			←	☐; 10/08→ 02/15; +PR 1LK		11.9576-9996.2 220652	ATE Ø 57 - Halter
			→	☐; 10/08→ 02/15; +PR 2EA		24.3417-1711.5 240766	TRW Ø 41 - Halter
			→	☐; 10/08→ 02/15; +PR 2EA		24.3417-1712.5 240767	TRW Ø 41 - Halter
<b>Feder, Bremssattel</b>							
1.4 TSI	92	07/08→05/15	←	08/08→ 02/15; +PR 1ZE	2	11.8116-0351.1 390538	ATE
1.8 TSI	118	03/08→05/15	←	08/08→ 02/15; +PR 1LJ,1ZA	2	11.8116-0351.1 390538	ATE
2.0 TDI	125	07/08→05/15	←	08/08→ 02/15; +PR 1LK	2	11.8116-0410.2 390589	ATE
1.6 TDI	77	09/10→05/15	←	→ 02/15; +PR 1LJ,1ZA	2	11.8116-0351.1 390538	ATE
1.8 TSI	112	03/09→05/15	←	→ 02/15; +PR 1ZE	2	11.8116-0351.1 390538	ATE
1.8 TSI 4x4	112	03/09→05/15	←	→ 02/15; +PR 1ZE	2	11.8116-0351.1 390538	ATE
1.8 TSI 4x4	118	11/08→05/15	←	→ 02/15; +PR 1LK	2	11.8116-0410.2 390589	ATE
2.0 TDI 16V	103	01/09→05/15	←	→ 02/15; +PR 1LK			
2.0 TDI 16V 4x4	103	11/10→05/15	←	→ 02/15; +PR 1LK			
2.0 TSI	147	05/10→05/15	←	→ 02/15; +PR 1LK			
3.6 FSI 4x4	191	11/08→05/15	←	→ 02/15; +PR 1LK			
1.9 TDI	77	03/08→11/10	←	08/08→; +PR 1LJ,1ZA	2	11.8116-0351.1 390538	ATE
2.0 TDI	103	03/08→05/10	←	08/08→; +PR 1ZE	2	11.8116-0351.1 390538	ATE
			←	08/08→; +PR 1LK	2	11.8116-0410.2 390589	ATE
2.0 TDI 4x4	125	09/08→05/15	←	10/08→ 02/15; +PR 1ZE	2	11.8116-0351.1 390538	ATE
			←	10/08→ 02/15; +PR 1LJ,1ZA	2	11.8116-0351.1 390538	ATE
			←	10/08→ 02/15; +PR 1LK	2	11.8116-0410.2 390589	ATE
<b>Führungshülzensatz, Bremssattel</b>							
1.4 TSI	92	07/08→05/15	←	08/08→ 02/15; +PR 1LK		11.0101-5409.2 260035	ATE
1.8 TSI	118	03/08→05/15	←	08/08→ 02/15; +PR 1LJ,1ZA		11.0101-5409.2 260035	ATE
2.0 TDI	125	07/08→05/15	←	08/08→ 02/15; +PR 1ZE		11.0101-5409.2 260035	ATE
1.6 TDI	77	09/10→05/15	←	→ 02/15; +PR 1LJ,1ZA		11.0101-5409.2 260035	ATE
1.8 TSI	112	03/09→05/15	←	→ 02/15; +PR 1LK		11.0101-5409.2 260035	ATE
1.8 TSI 4x4	112	03/09→05/15	←	→ 02/15; +PR 1LK		11.0101-5409.2 260035	ATE
1.8 TSI 4x4	118	11/08→05/15	←	→ 02/15; +PR 1ZE		11.0101-5409.2 260035	ATE
2.0 TDI 16V	103	01/09→05/15	←	→ 02/15; +PR 1ZE		11.0101-5409.2 260035	ATE
2.0 TDI 16V 4x4	103	11/10→05/15	←	→ 02/15; +PR 1ZE		11.0101-5409.2 260035	ATE
2.0 TSI	147	05/10→05/15	←	→ 02/15; +PR 1ZE		11.0101-5409.2 260035	ATE
3.6 FSI 4x4	191	11/08→05/15	←	→ 02/15; +PR 1ZE		11.0101-5409.2 260035	ATE
1.9 TDI	77	03/08→11/10	←	08/08→; +PR 1ZE		11.0101-5409.2 260035	ATE
2.0 TDI	103	03/08→05/10	←	08/08→; +PR 1LK		11.0101-5409.2 260035	ATE
			←	08/08→; +PR 1LJ,1ZA		11.0101-5409.2 260035	ATE
2.0 TDI 4x4	125	09/08→05/15	←	10/08→ 02/15; +PR 1LJ,1ZA		11.0101-5409.2 260035	ATE
			←	10/08→ 02/15; +PR 1LK		11.0101-5409.2 260035	ATE
			←	10/08→ 02/15; +PR 1ZE		11.0101-5409.2 260035	ATE
<b>Führungsbolzen, Bremssattel</b>							
1.4 TSI	92	07/08→05/15		08/08→ 02/15; +PR 1LK		11.8171-0008.1 990049	ATE
1.8 TSI	118	03/08→05/15					
↓							

### SKODA - SUPERB II (3T4) 03/08→05/15

#### Führungsbolzen, Bremsattel

2.0 TDI	125	07/08→05/15		08/08→ 02/15; +PR 1ZE		11.8171-0008.1	990049	ATE
				08/08→ 02/15; +PR 1LJ,1ZA		11.8171-0008.1	990049	ATE
1.6 TDI	77	09/10→05/15		→ 02/15; +PR 1ZE		11.8171-0008.1	990049	ATE
1.8 TSI	112	03/09→05/15		→ 02/15; +PR 1LJ,1ZA		11.8171-0008.1	990049	ATE
1.8 TSI 4x4	112	03/09→05/15		→ 02/15; +PR 1LJ,1ZA		11.8171-0008.1	990049	ATE
1.8 TSI 4x4	118	11/08→05/15		→ 02/15; +PR 1LK		11.8171-0008.1	990049	ATE
2.0 TDI 16V	103	01/09→05/15						
2.0 TDI 16V 4x4	103	11/10→05/15						
2.0 TSI	147	05/10→05/15						
3.6 FSI 4x4	191	11/08→05/15						
1.9 TDI	77	03/08→11/10		08/08→; +PR 1ZE		11.8171-0008.1	990049	ATE
2.0 TDI	103	03/08→05/10		08/08→; +PR 1LJ,1ZA		11.8171-0008.1	990049	ATE
				08/08→; +PR 1LK		11.8171-0008.1	990049	ATE
2.0 TDI 4x4	125	09/08→05/15		10/08→ 02/15; +PR 1LK		11.8171-0008.1	990049	ATE
				10/08→ 02/15; +PR 1LJ,1ZA		11.8171-0008.1	990049	ATE
				10/08→ 02/15; +PR 1ZE		11.8171-0008.1	990049	ATE

#### Bremschlauch








1.4 TSI 1.8 TSI 2.0 TDI	92 118 125	07/08→05/15 03/08→05/15 07/08→05/15	←	08/08→ 02/15; +PR 1ZE;1LJ	2	24.5143-0564.3	331433	L= 564
			←	08/08→ 02/15; +PR 1LK	2	83.7849-0502.3	331125	L= 504
			→	08/08→ 10/09	2	24.5204-0233.3	331430	L= 233
			→	☐; 11/09→ 02/15		83.7847-0254.3	331233	L= 255
			→	☐; 11/09→ 02/15		83.7847-0257.3	331234	L= 255
1.6 TDI 2.0 TSI	77 147	09/10→05/15 05/10→05/15	←	→ 02/15; +PR 1ZE,1LJ	2	24.5143-0564.3	331433	L= 564
			←	→ 02/15; +PR 1LK	2	83.7849-0502.3	331125	L= 504
			→	☐; → 02/15		83.7847-0254.3	331233	L= 255
			→	☐; → 02/15		83.7847-0257.3	331234	L= 255
1.8 TSI 1.8 TSI 4x4 1.8 TSI 4x4 2.0 TDI 16V 3.6 FSI 4x4	112 112 118 103 191	03/09→05/15 03/09→05/15 11/08→05/15 01/09→05/15 11/08→05/15	←	→ 02/15; +PR 1ZE;1LJ	2	24.5143-0564.3	331433	L= 564
			←	→ 02/15; +PR 1LK	2	83.7849-0502.3	331125	L= 504
			→	→ 10/09	2	24.5204-0233.3	331430	L= 233
			→	☐; 11/09→ 02/15		83.7847-0254.3	331233	L= 255
			→	☐; 11/09→ 02/15		83.7847-0257.3	331234	L= 255
1.9 TDI 2.0 TDI	77 103	03/08→11/10 03/08→05/10	←	08/08→; +PR 1ZE;1LJ	2	24.5143-0564.3	331433	L= 564
			←	08/08→; +PR 1LK	2	83.7849-0502.3	331125	L= 504
			→	08/08→ 10/09	2	24.5204-0233.3	331430	L= 233
			→	☐; 11/09→		83.7847-0254.3	331233	L= 255
			→	☐; 11/09→		83.7847-0257.3	331234	L= 255
2.0 TDI 16V 4x4	103	11/10→05/15	←	→ 02/15; +PR 1ZE;1LJ	2	24.5143-0564.3	331433	L= 564
			←	→ 02/15; +PR 1LK	2	83.7849-0502.3	331125	L= 504
			→	☐; → 02/15		83.7847-0254.3	331233	L= 255
			→	☐; → 02/15		83.7847-0257.3	331234	L= 255
2.0 TDI 4x4	125	09/08→05/15	←	10/08→ 02/15; +PR 1ZE;1LJ	2	24.5143-0564.3	331433	L= 564
			←	10/08→ 02/15; +PR 1LK	2	83.7849-0502.3	331125	L= 504
			→	10/08→ 10/09	2	24.5204-0233.3	331430	L= 233
			→	☐; 11/09→ 02/15		83.7847-0254.3	331233	L= 255
			→	☐; 11/09→ 02/15		83.7847-0257.3	331234	L= 255








### SKODA - SUPERB II Kombi (3T5) 10/09→05/15












#### Bremsattel












1.4 TSI 1.8 TSI 1.8 TSI 2.0 TDI 2.0 TDI 16V	92 112 118 125 103	10/09→05/15 10/09→05/15 10/09→05/15 10/09→05/15 10/09→05/15	←	☐; 11/09→ 02/15; +PR 1ZE		11.9541-9553.2	220563	ATE Ø 54 - Halter
			←	☐; 11/09→ 02/15; +PR 1LJ,1ZA		11.9541-9553.2	220563	ATE Ø 54 - Halter
			←	☐; 11/09→ 02/15; +PR 1ZE		11.9541-9554.2	220564	ATE Ø 54 - Halter
			←	☐; 11/09→ 02/15; +PR 1LJ,1ZA		11.9541-9554.2	220564	ATE Ø 54 - Halter
			←	☐; 11/09→ 02/15; +PR 1LK		11.9576-9995.2	220651	ATE Ø 57 - Halter
			←	☐; 11/09→ 02/15; +PR 1LK		11.9576-9996.2	220652	ATE Ø 57 - Halter
			→	☐; 11/09→ 02/15; +PR 1KF,1KJ		24.3414-1709.5	240834	TRW Ø 41 - Halter
			→	☐; 11/09→ 02/15; +PR 1KF,1KJ		24.3414-1710.5	240835	TRW Ø 41 - Halter
			↓					

















	kw					! #			
<b>SKODA - SUPERB II Kombi (3T5) 10/09→05/15</b>									
<b>Bremssattel</b>									
1.6 TDI 2.0 TSI	77	09/10→05/15	←	☐; → 02/15; +PR 1ZE			11.9541-9553.2	220563	ATE Ø 54 - Halter
	147	05/10→05/15	←	☐; → 02/15; +PR 1LJ,1ZA			11.9541-9553.2	220563	ATE Ø 54 - Halter
			←	☐; → 02/15; +PR 1ZE			11.9541-9554.2	220564	ATE Ø 54 - Halter
			←	☐; → 02/15; +PR 1LJ,1ZA			11.9541-9554.2	220564	ATE Ø 54 - Halter
			←	☐; → 02/15; +PR 1LK			11.9576-9995.2	220651	ATE Ø 57 - Halter
			←	☐; → 02/15; +PR 1LK			11.9576-9996.2	220652	ATE Ø 57 - Halter
			→	☐; → 02/15; +PR 1KF,1KJ			24.3414-1709.5	240834	TRW Ø 41 - Halter
			→	☐; → 02/15; +PR 1KF,1KJ			24.3414-1710.5	240835	TRW Ø 41 - Halter
1.8 TSI 4x4 1.8 TSI 4x4 2.0 TDI 4x4 3.6 V6 4x4	112	10/09→05/15	←	☐; 11/09→ 02/15; +PR 1ZE			11.9541-9553.2	220563	ATE Ø 54 - Halter
	118	10/09→05/15	←	☐; 11/09→ 02/15; +PR 1LJ,1ZA			11.9541-9553.2	220563	ATE Ø 54 - Halter
	125	10/09→05/15	←	☐; 11/09→ 02/15; +PR 1LJ,1ZA			11.9541-9554.2	220564	ATE Ø 54 - Halter
	191	10/09→05/15	←	☐; 11/09→ 02/15; +PR 1ZE			11.9541-9554.2	220564	ATE Ø 54 - Halter
			←	☐; 11/09→ 02/15; +PR 1LK			11.9576-9995.2	220651	ATE Ø 57 - Halter
			←	☐; 11/09→ 02/15; +PR 1LK			11.9576-9996.2	220652	ATE Ø 57 - Halter
			→	☐; 11/09→ 02/15; +PR 1KF,1KJ			24.3414-1709.5	240834	TRW Ø 41 - Halter
			→	☐; 11/09→ 02/15; +PR 1KF,1KJ			24.3414-1710.5	240835	TRW Ø 41 - Halter
			→	☐; 11/09→ 02/15; +PR 2EA			24.3417-1711.5	240766	TRW Ø 41 - Halter
			→	☐; 11/09→ 02/15; +PR 2EA			24.3417-1712.5	240767	TRW Ø 41 - Halter
1.9 TDI	77	10/09→11/10	←	☐; +PR 1LJ,1ZA			11.9541-9553.2	220563	ATE Ø 54 - Halter
			←	☐; +PR 1ZE			11.9541-9553.2	220563	ATE Ø 54 - Halter
			←	☐; +PR 1LJ,1ZA			11.9541-9554.2	220564	ATE Ø 54 - Halter
			←	☐; +PR 1ZE			11.9541-9554.2	220564	ATE Ø 54 - Halter
			←	☐; +PR 1LK			11.9576-9995.2	220651	ATE Ø 57 - Halter
			←	☐; +PR 1LK			11.9576-9996.2	220652	ATE Ø 57 - Halter
			→	☐; +PR 1KF,1KJ			24.3414-1709.5	240834	TRW Ø 41 - Halter
			→	☐; +PR 1KF,1KJ			24.3414-1710.5	240835	TRW Ø 41 - Halter
2.0 TDI	103	10/09→03/10	←	☐; 11/09→; +PR 1ZE			11.9541-9553.2	220563	ATE Ø 54 - Halter
			←	☐; 11/09→; +PR 1LJ,1ZA			11.9541-9553.2	220563	ATE Ø 54 - Halter
			←	☐; 11/09→; +PR 1LJ,1ZA			11.9541-9554.2	220564	ATE Ø 54 - Halter
			←	☐; 11/09→; +PR 1ZE			11.9541-9554.2	220564	ATE Ø 54 - Halter
			←	☐; 11/09→; +PR 1LK			11.9576-9995.2	220651	ATE Ø 57 - Halter
			←	☐; 11/09→; +PR 1LK			11.9576-9996.2	220652	ATE Ø 57 - Halter
			→	☐; 11/09→; +PR 1KF,1KJ			24.3414-1709.5	240834	TRW Ø 41 - Halter
			→	☐; 11/09→; +PR 1KF,1KJ			24.3414-1710.5	240835	TRW Ø 41 - Halter
2.0 TDI 16V 4x4	103	11/10→05/15	←	☐; → 02/15; +PR 1ZE			11.9541-9553.2	220563	ATE Ø 54 - Halter
			←	☐; → 02/15; +PR 1LJ,1ZA			11.9541-9553.2	220563	ATE Ø 54 - Halter
			←	☐; → 02/15; +PR 1ZE			11.9541-9554.2	220564	ATE Ø 54 - Halter
			←	☐; → 02/15; +PR 1LJ,1ZA			11.9541-9554.2	220564	ATE Ø 54 - Halter
			←	☐; → 02/15; +PR 1LK			11.9576-9995.2	220651	ATE Ø 57 - Halter
			←	☐; → 02/15; +PR 1LK			11.9576-9996.2	220652	ATE Ø 57 - Halter
			→	☐; → 02/15; +PR 1KF,1KJ			24.3414-1709.5	240834	TRW Ø 41 - Halter
			→	☐; → 02/15; +PR 1KF,1KJ			24.3414-1710.5	240835	TRW Ø 41 - Halter
			→	☐; → 02/15; +PR 2EA			24.3417-1711.5	240766	TRW Ø 41 - Halter
			→	☐; → 02/15; +PR 2EA			24.3417-1712.5	240767	TRW Ø 41 - Halter
<b>Feder, Bremssattel</b>									
1.4 TSI	92	10/09→05/15		11/09→ 02/15; +PR 1ZE	2		11.8116-0351.1	390538	ATE
1.8 TSI	112	10/09→05/15		11/09→ 02/15; +PR 1LJ,1ZA	2		11.8116-0351.1	390538	ATE
1.8 TSI	118	10/09→05/15		11/09→ 02/15; +PR 1LK	2		11.8116-0410.2	390589	ATE
1.8 TSI 4x4	112	10/09→05/15							
1.8 TSI 4x4	118	10/09→05/15							
2.0 TDI	125	10/09→05/15							
2.0 TDI 16V	103	10/09→05/15							
2.0 TDI 4x4	125	10/09→05/15							
3.6 V6 4x4	191	10/09→05/15							
1.6 TDI	77	09/10→05/15		→ 02/15; +PR 1ZE	2		11.8116-0351.1	390538	ATE
2.0 TDI 16V 4x4	103	11/10→05/15		→ 02/15; +PR 1LJ,1ZA	2		11.8116-0351.1	390538	ATE
↓									















	kw			 	! #		
<b>SKODA - SUPERB II Kombi (3T5) 10/09→05/15</b>							
<b>Feder, Bremssattel</b>							
2.0 TSI	147	05/10→05/15		→ 02/15; +PR 1LK	2	11.8116-0410.2 390589	ATE
1.9 TDI	77	10/09→11/10		+PR 1LJ,1ZA	2	11.8116-0351.1 390538	ATE
				+PR 1ZE	2	11.8116-0351.1 390538	ATE
				+PR 1LK	2	11.8116-0410.2 390589	ATE
2.0 TDI	103	10/09→03/10		11/09→; +PR 1ZE	2	11.8116-0351.1 390538	ATE
				11/09→; +PR 1LJ,1ZA	2	11.8116-0351.1 390538	ATE
				11/09→; +PR 1LK	2	11.8116-0410.2 390589	ATE
<b>Führungshülzensatz, Bremssattel</b>							
1.4 TSI	92	10/09→05/15	←	11/09→ 02/15; +PR 1LJ,1ZA		11.0101-5409.2 260035	ATE
1.8 TSI	112	10/09→05/15					
1.8 TSI	118	10/09→05/15	←	11/09→ 02/15; +PR 1LK		11.0101-5409.2 260035	ATE
1.8 TSI 4x4	112	10/09→05/15					
1.8 TSI 4x4	118	10/09→05/15	←	11/09→ 02/15; +PR 1ZE		11.0101-5409.2 260035	ATE
2.0 TDI	125	10/09→05/15					
2.0 TDI 16V	103	10/09→05/15					
2.0 TDI 4x4	125	10/09→05/15					
3.6 V6 4x4	191	10/09→05/15					
1.6 TDI	77	09/10→05/15	←	→ 02/15; +PR 1LJ,1ZA		11.0101-5409.2 260035	ATE
2.0 TDI 16V 4x4	103	11/10→05/15					
2.0 TSI	147	05/10→05/15	←	→ 02/15; +PR 1LK		11.0101-5409.2 260035	ATE
			←	→ 02/15; +PR 1ZE		11.0101-5409.2 260035	ATE
1.9 TDI	77	10/09→11/10	←	+PR 1LJ,1ZA		11.0101-5409.2 260035	ATE
			←	+PR 1ZE		11.0101-5409.2 260035	ATE
			←	+PR 1LK		11.0101-5409.2 260035	ATE
2.0 TDI	103	10/09→03/10	←	11/09→; +PR 1LK		11.0101-5409.2 260035	ATE
			←	11/09→; +PR 1ZE		11.0101-5409.2 260035	ATE
			←	11/09→; +PR 1LJ,1ZA		11.0101-5409.2 260035	ATE
<b>Führungsbolzen, Bremssattel</b>							
1.4 TSI	92	10/09→05/15		11/09→ 02/15; +PR 1ZE		11.8171-0008.1 990049	ATE
1.8 TSI	112	10/09→05/15					
1.8 TSI	118	10/09→05/15		11/09→ 02/15; +PR 1LK		11.8171-0008.1 990049	ATE
1.8 TSI 4x4	112	10/09→05/15					
1.8 TSI 4x4	118	10/09→05/15		11/09→ 02/15; +PR 1LJ,1ZA		11.8171-0008.1 990049	ATE
2.0 TDI	125	10/09→05/15					
2.0 TDI 16V	103	10/09→05/15					
2.0 TDI 4x4	125	10/09→05/15					
3.6 V6 4x4	191	10/09→05/15					
1.6 TDI	77	09/10→05/15		→ 02/15; +PR 1ZE		11.8171-0008.1 990049	ATE
2.0 TDI 16V 4x4	103	11/10→05/15					
2.0 TSI	147	05/10→05/15		→ 02/15; +PR 1LJ,1ZA		11.8171-0008.1 990049	ATE
				→ 02/15; +PR 1LK		11.8171-0008.1 990049	ATE
1.9 TDI	77	10/09→11/10		+PR 1LJ,1ZA		11.8171-0008.1 990049	ATE
				+PR 1ZE		11.8171-0008.1 990049	ATE
				+PR 1LK		11.8171-0008.1 990049	ATE
2.0 TDI	103	10/09→03/10		11/09→; +PR 1LJ,1ZA		11.8171-0008.1 990049	ATE
				11/09→; +PR 1ZE		11.8171-0008.1 990049	ATE
				11/09→; +PR 1LK		11.8171-0008.1 990049	ATE
<b>Bremsschlauch</b>							
1.4 TSI	92	10/09→05/15	←	11/09→ 02/15; +PR 1LJ,1ZE	2	24.5143-0564.3 331433	L= 564
1.8 TSI	112	10/09→05/15					
1.8 TSI	118	10/09→05/15	←	11/09→ 02/15; +PR 1LK	2	83.7849-0502.3 331125	L= 504
1.8 TSI 4x4	112	10/09→05/15	→	☐; 11/09→ 02/15		83.7847-0254.3 331233	L= 255
1.8 TSI 4x4	118	10/09→05/15					
2.0 TDI 16V	103	10/09→05/15	→	☐; 11/09→ 02/15		83.7847-0257.3 331234	L= 255
1.6 TDI	77	09/10→05/15	←	→ 02/15; +PR 1LJ,1ZE	2	24.5143-0564.3 331433	L= 564
2.0 TSI	147	05/10→05/15	←	→ 02/15; +PR 1LK	2	83.7849-0502.3 331125	L= 504
			→	☐; → 02/15		83.7847-0254.3 331233	L= 255
			→	☐; → 02/15		83.7847-0257.3 331234	L= 255
1.9 TDI	77	10/09→11/10	←	+PR 1LJ,1ZE	2	24.5143-0564.3 331433	L= 564
			←	+PR 1LK	2	83.7849-0502.3 331125	L= 504
			→	☐		83.7847-0254.3 331233	L= 255
			→	☐		83.7847-0257.3 331234	L= 255
2.0 TDI	103	10/09→03/10	←	11/09→; +PR 1LJ,1ZE	2	24.5143-0564.3 331433	L= 564
			←	11/09→; +PR 1LK	2	83.7849-0502.3 331125	L= 504


















	kw			 	! #		
<b>SKODA - SUPERB II Kombi (3T5) 10/09→05/15</b>							
 <b>Bremsschlauch</b>							
2.0 TDI	103	10/09→03/10	→	☐; 11/09→		83.7847-0254.3 331233	L= 255
			→	☐; 11/09→		83.7847-0257.3 331234	L= 255
2.0 TDI	125	10/09→05/15	←	11/09→ 02/15; +PR 1LJ,1ZE	2	24.5143-0564.3 331433	L= 564
2.0 TDI 4x4	125	10/09→05/15	←	11/09→ 02/15; +PR 1LK	2	83.7849-0502.3 331125	L= 504
3.6 V6 4x4	191	10/09→05/15	→	☐; 11/09→ 02/15; +PR 1LK		83.7847-0254.3 331233	L= 255
			→	☐; 11/09→ 02/15; +PR 1LK		83.7847-0257.3 331234	L= 255
2.0 TDI 16V 4x4	103	11/10→05/15	←	→ 02/15; +PR 1LJ,1ZE	2	24.5143-0564.3 331433	L= 564
			←	→ 02/15; +PR 1LK	2	83.7849-0502.3 331125	L= 504
			→	☐; → 02/15; +PR 1LK		83.7847-0254.3 331233	L= 255
			→	☐; → 02/15; +PR 1LK		83.7847-0257.3 331234	L= 255
<b>SKODA - SUPERB III (3V3) 03/15→</b>							
 <b>Bremssattel</b>							
1.4 TSI	92	03/15→	←	☐; +PR 1LA		24.3601-1727.5 240786	TRW Ø 60 - Halter
1.4 TSI	110	03/15→	←	☐; +PR 1LA		24.3601-1728.5 240787	TRW Ø 60 - Halter
1.4 TSI 4x4	110	03/15→	←	☐; +PR 1LA			
1.6 TDI	88	03/15→					
1.8 TSI	132	03/15→					
2.0 TDI	110	03/15→					
2.0 TDI	140	03/15→					
2.0 TDI 4x4	110	03/15→					
2.0 TDI 4x4	140	03/15→					
2.0 TSI	162	03/15→					
2.0 TSI 4x4	206	03/15→					
<b>SKODA - SUPERB III Kombi (3V5) 03/15→</b>							
 <b>Bremssattel</b>							
1.4 TSI	92	03/15→	←	☐; +PR 1LA		24.3601-1727.5 240786	TRW Ø 60 - Halter
1.4 TSI	110	03/15→	←	☐; +PR 1LA		24.3601-1728.5 240787	TRW Ø 60 - Halter
1.4 TSI 4x4	110	03/15→	←	☐; +PR 1LA			
1.6 TDI	88	03/15→					
1.8 TSI	132	03/15→					
2.0 TDI	110	03/15→					
2.0 TDI	140	03/15→					
2.0 TDI 4x4	110	03/15→					
2.0 TDI 4x4	140	03/15→					
2.0 TSI	162	03/15→					
2.0 TSI 4x4	206	03/15→					
<b>SKODA - YETI (5L) 05/09→</b>							
 <b>Bremssattel</b>							
1.2 TSI	77	09/09→	←	☐; +PR 1ZF		11.9541-9549.2 220575	ATE Ø 54 - Halter
1.4 TSI	90	06/10→	←	☐; +PR 1ZF		11.9541-9550.2 220576	ATE Ø 54 - Halter
1.6 TDI	77	11/10→	←	☐; +PR 1ZF			
2.0 TDI	81	11/09→	←	☐; +PR 1ZA,1ZE		11.9541-9553.2 220563	ATE Ø 54 - Halter
2.0 TDI	103	11/11→	←	☐; +PR 1ZA,1ZE		11.9541-9554.2 220564	ATE Ø 54 - Halter
			→	☐; +PR 1KD		24.3384-1755.5 240886	TRW Ø 38 - Halter
			→	☐; +PR 1KD		24.3384-1756.5 240887	TRW Ø 38 - Halter
			→	☐; +PR 1KJ		24.3414-1709.5 240834	TRW Ø 41 - Halter
			→	☐; +PR 1KJ		24.3414-1710.5 240835	TRW Ø 41 - Halter
1.2 TSI	81	05/15→	←	☐; +PR 1ZF		11.9541-9549.2 220575	ATE Ø 54 - Halter
1.4 TSI	92	05/15→	←	☐; +PR 1ZF		11.9541-9550.2 220576	ATE Ø 54 - Halter
1.6	81	04/14→	←	☐; +PR 1ZF			
2.0 TDI	110	05/15→	←	☐; +PR 1ZA,1ZE		11.9541-9553.2 220563	ATE Ø 54 - Halter
			←	☐; +PR 1ZA,1ZE		11.9541-9554.2 220564	ATE Ø 54 - Halter
			→	☐; +PR 1KD		24.3384-1755.5 240886	TRW Ø 38 - Halter
			→	☐; +PR 1KD		24.3384-1756.5 240887	TRW Ø 38 - Halter
1.4 TSI 4x4	110	05/15→	←	☐; +PR 1ZF		11.9541-9549.2 220575	ATE Ø 54 - Halter
2.0 TDI 4x4	110	05/15→	←	☐; +PR 1ZF		11.9541-9550.2 220576	ATE Ø 54 - Halter
			←	☐; +PR 1ZA,1ZE		11.9541-9553.2 220563	ATE Ø 54 - Halter
			←	☐; +PR 1ZA,1ZE		11.9541-9554.2 220564	ATE Ø 54 - Halter
1.8 TSI 4x4	112	11/09→	←	☐; +PR 1ZF		11.9541-9549.2 220575	ATE Ø 54 - Halter
1.8 TSI 4x4	118	05/09→	←	☐; +PR 1ZF		11.9541-9550.2 220576	ATE Ø 54 - Halter
2.0 TDI 4x4	81	11/09→	←	☐; +PR 1ZF			
2.0 TDI 4x4	103	05/09→	←	☐; +PR 1ZA,1ZE		11.9541-9553.2 220563	ATE Ø 54 - Halter
















































	kw			 	! #		
<b>SKODA - YETI (5L) 05/09→</b>							
 <b>Bremssattel</b>							
2.0 TDI 4x4	125	11/09→	←	☐; +PR 1ZA,1ZE		11.9541-9554.2 220564	ATE Ø 54 - Halter
			→	☐; +PR 1KJ		24.3414-1709.5 240834	TRW Ø 41 - Halter
			→	☐; +PR 1KJ		24.3414-1710.5 240835	TRW Ø 41 - Halter
<b>Führungshülzensatz, Bremssattel</b>							
1.2 TSI	77	09/09→	←	+PR 1ZF		11.0101-5409.2 260035	ATE
1.2 TSI	81	05/15→					
1.4 TSI	90	06/10→	←	+PR 1ZA,1ZE		11.0101-5409.2 260035	ATE
1.4 TSI	92	05/15→					
1.4 TSI 4x4	110	05/15→					
1.6	81	04/14→					
1.6 TDI	77	11/10→					
1.8 TSI 4x4	112	11/09→					
1.8 TSI 4x4	118	05/09→					
2.0 TDI	81	11/09→					
2.0 TDI	103	11/11→					
2.0 TDI	110	05/15→					
2.0 TDI 4x4	81	11/09→					
2.0 TDI 4x4	103	05/09→					
2.0 TDI 4x4	110	05/15→					
2.0 TDI 4x4	125	11/09→					
<b>Führungsbolzen, Bremssattel</b>							
1.2 TSI	77	09/09→		+PR 1ZA,1ZE		11.8171-0008.1 990049	ATE
1.2 TSI	81	05/15→					
1.4 TSI	90	06/10→		+PR 1ZF		11.8171-0069.1 250152	ATE
1.4 TSI	92	05/15→					
1.4 TSI 4x4	110	05/15→					
1.6	81	04/14→					
1.6 TDI	77	11/10→					
1.8 TSI 4x4	112	11/09→					
1.8 TSI 4x4	118	05/09→					
2.0 TDI	81	11/09→					
2.0 TDI	103	11/11→					
2.0 TDI	110	05/15→					
2.0 TDI 4x4	81	11/09→					
2.0 TDI 4x4	103	05/09→					
2.0 TDI 4x4	110	05/15→					
2.0 TDI 4x4	125	11/09→					
 <b>Bremsschlauch</b>							
1.2 TSI	77	09/09→	←		2	24.5143-0564.3 331433	L= 564
1.8 TSI 4x4	118	05/09→	→	☐; 11/09→		83.7847-0254.3 331233	L= 255
2.0 TDI 4x4	103	05/09→	→	☐; 11/09→		83.7847-0257.3 331234	L= 255
			→	→ 10/09	2	83.7849-0243.3 331099	L= 243
1.2 TSI	81	05/15→	←		2	24.5143-0564.3 331433	L= 564
1.4 TSI	90	06/10→	→	☐		83.7847-0254.3 331233	L= 255
1.4 TSI	92	05/15→	→	☐		83.7847-0257.3 331234	L= 255
1.4 TSI 4x4	110	05/15→	→	☐		83.7847-0257.3 331234	L= 255
1.6	81	04/14→					
1.6 TDI	77	11/10→					
1.8 TSI 4x4	112	11/09→					
2.0 TDI	81	11/09→					
2.0 TDI	103	11/11→					
2.0 TDI	110	05/15→					
2.0 TDI 4x4	81	11/09→					
2.0 TDI 4x4	110	05/15→					
2.0 TDI 4x4	125	11/09→					
<b>SMART - CABRIO (450) 03/00→01/04</b>							
 <b>Bremssattel</b>							
0.6 (450.432)	52	06/02→01/04	←	☐		24.3421-1707.5 240445	Ø 42 - Halter
0.6 (S1OLA1, 450.441, 450.442, 450.443)	40	03/00→01/04	←	☐		24.3421-1708.5 240446	Ø 42 - Halter
0.6 (S1OLD2, 450.452)	45	01/01→01/04					
0.7 (450.433)	55	01/03→01/04					
0.7 (450.452, 450.432)	45	01/03→01/04					
0.8 CDI (S1OLC1, 450.401, 450.402, 450.403, 450.400)	30	03/01→01/04					
 <b>Bremsschlauch</b>							
0.6 (450.432)	52	06/02→01/04	←		2	24.5112-0315.3 330509	L= 315
0.6 (S1OLA1, 450.441, 450.442, 450.443)	40	03/00→01/04	→		2	24.5146-0330.3 330973	L= 330
0.6 (S1OLD2, 450.452)	45	01/01→01/04					
↓							













	kW			 	! #		
<b>SMART - CABRIO (450) 03/00→01/04</b>							
 <b>Bremsschlauch</b>							
0.7 (450.433)	55	01/03→01/04	←		2	24.5112-0315.3 330509	L= 315
0.7 (450.452, 450.432)	45	01/03→01/04	→		2	24.5146-0330.3 330973	L= 330
0.8 CDI (S1OLC1, 450.401, 450.402, 450.403, 450.400)	30	03/01→01/04					
<b>SMART - CITY-COUPE (450) 07/98→01/04</b>							
 <b>Bremssattel</b>							
0.6 (450.330, 450.332)	52	06/02→01/04	←	<input type="checkbox"/>		24.3421-1707.5 240445	Ø 42 - Halter
0.6 (450.352, 450.353)	45	01/01→01/04	←	<input type="checkbox"/>		24.3421-1708.5 240446	Ø 42 - Halter
0.6 (S1CLA1, 450.341)	40	07/98→01/04					
0.6 (S1CLB1, 450.331, 450.336)	33	07/98→01/04					
0.7 (450.330)	37	01/03→01/04					
0.7 (450.333)	55	01/03→01/04					
0.7 (450.352, 450.353)	45	01/03→01/04					
0.8 CDI (S1CLC1, 450.300, 450.301, 450.302, 450.303...)	30	11/99→01/04					
 <b>Bremsschlauch</b>							
0.6 (450.330, 450.332)	52	06/02→01/04	←		2	24.5112-0315.3 330509	L= 315
0.6 (450.352, 450.353)	45	01/01→01/04	→		2	24.5146-0330.3 330973	L= 330
0.6 (S1CLA1, 450.341)	40	07/98→01/04					
0.6 (S1CLB1, 450.331, 450.336)	33	07/98→01/04					
0.7 (450.330)	37	01/03→01/04					
0.7 (450.333)	55	01/03→01/04					
0.7 (450.352, 450.353)	45	01/03→01/04					
0.8 CDI (S1CLC1, 450.300, 450.301, 450.302, 450.303...)	30	11/99→01/04					
<b>SMART - CROSSBLADE (450) 06/02→12/03</b>							
 <b>Bremssattel</b>							
0.6 (450.418)	52	06/02→12/03	←	<input type="checkbox"/>		24.3421-1707.5 240445	Ø 42 - Halter
			←	<input type="checkbox"/>		24.3421-1708.5 240446	Ø 42 - Halter
 <b>Bremsschlauch</b>							
0.6 (450.418)	52	06/02→12/03	←		2	24.5112-0315.3 330509	L= 315
			→		2	24.5146-0330.3 330973	L= 330
<b>SMART - FORFOUR (454) 01/04→06/06</b>							
 <b>Bremssattel</b>							
1.1 (454.030)	55	01/04→06/06	←	<input type="checkbox"/> ; 03/04→		24.3541-1819.7 220767	TRW Ø 54 - Halter
1.3 (454.031)	70	01/04→06/06	←	<input type="checkbox"/> ; 03/04→		24.3541-1820.7 220768	TRW Ø 54 - Halter
1.5 (454.032)	80	01/04→06/06					
			→	<input type="checkbox"/> ; 03/04→		24.3344-1725.7 220771	TRW Ø 34 - Halter
			→	<input type="checkbox"/> ; 03/04→		24.3344-1726.7 220772	TRW Ø 34 - Halter
1.1 (454.033)	47	02/05→06/06	←	<input type="checkbox"/>		24.3541-1819.7 220767	TRW Ø 54 - Halter
1.5 CDI (454.000)	50	09/04→06/06	←	<input type="checkbox"/>		24.3541-1820.7 220768	TRW Ø 54 - Halter
1.5 CDI (454.001)	70	09/04→06/06					
			→	<input type="checkbox"/>		24.3344-1725.7 220771	TRW Ø 34 - Halter
			→	<input type="checkbox"/>		24.3344-1726.7 220772	TRW Ø 34 - Halter
1.5 (454.032)	90	01/04→06/06	←	<input type="checkbox"/> ; 11/04→		24.3541-1819.7 220767	TRW Ø 54 - Halter
			←	<input type="checkbox"/> ; 11/04→		24.3541-1820.7 220768	TRW Ø 54 - Halter
			→	<input type="checkbox"/> ; 11/04→		24.3344-1725.7 220771	TRW Ø 34 - Halter
			→	<input type="checkbox"/> ; 11/04→		24.3344-1726.7 220772	TRW Ø 34 - Halter
1.5 BRABUS (454.034)	130	05/05→06/06	→	<input type="checkbox"/>		24.3344-1725.7 220771	TRW Ø 34 - Halter
			→	<input type="checkbox"/>		24.3344-1726.7 220772	TRW Ø 34 - Halter
 <b>Bremsschlauch</b>							
1.1 (454.030)	55	01/04→06/06	←	03/04→	2	24.5298-0475.3 331255	L= 474
1.3 (454.031)	70	01/04→06/06	→	03/04→; für Fahrzeuge mit Scheibenbremse an der Hinterachse	2	24.5150-0459.3 331018	L= 459,6
1.5 (454.032)	80	01/04→06/06					
1.1 (454.033)	47	02/05→06/06	←		2	24.5298-0475.3 331255	L= 474
1.5 BRABUS (454.034)	130	05/05→06/06					
1.5 CDI (454.000)	50	09/04→06/06					
↓							
















	kW			 	! #		
<b>SMART - FORFOUR (454) 01/04→06/06</b>							
 <b>Bremsschlauch</b>							
1.5 CDI (454.001)	70	09/04→06/06	➔	für Fahrzeuge mit Scheibenbremse an der Hinterachse	2	24.5150-0459.3 331018	L= 459,6
1.5 (454.032)	90	01/04→06/06	➔	11/04→	2	24.5298-0475.3 331255	L= 474
			➔	11/04→; für Fahrzeuge mit Scheibenbremse an der Hinterachse	2	24.5150-0459.3 331018	L= 459,6
<b>SMART - FORTWO Cabrio (450) 01/04→01/07</b>							
 <b>Bremssattel</b>							
0.6 Brabus (450.433)	55	01/04→12/06	➔			24.3421-1707.5 240445	Ø 42 - Halter
0.7 (450.433)	55	01/04→01/07	➔			24.3421-1708.5 240446	Ø 42 - Halter
0.7 (450.452)	45	01/04→01/07	➔				
0.8 CDI (450.401, 450.402, 450.403, 450.400)	30	01/04→01/07	➔				
 <b>Bremsschlauch</b>							
0.6 Brabus (450.433)	55	01/04→12/06	➔		2	24.5112-0315.3 330509	L= 315
0.7 (450.433)	55	01/04→01/07	➔		2	24.5146-0330.3 330973	L= 330
0.7 (450.452)	45	01/04→01/07	➔				
0.8 CDI (450.401, 450.402, 450.403, 450.400)	30	01/04→01/07	➔				
<b>SMART - FORTWO Cabrio (451) 01/07→</b>							
 <b>Bremsschlauch</b>							
0.8 CDi (451.400)	33	01/07→	➔	04/07→	2	24.5112-0285.3 330604	L= 285
1.0 (451.431, 451.480)	52	01/07→					
1.0 Turbo (451.432)	62	01/07→					
0.8 CDi (451.401)	40	08/09→	➔		2	24.5112-0285.3 330604	L= 285
1.0 Brabus	88	04/12→					
1.0 Brabus (451.433)	72	01/08→					
1.0 Turbo Brabus (451.433)	75	07/10→					
electric drive (451.490, 451.491)	20	12/10→12/12					
electric drive (451.490, 451.491)	55	01/13→					
electric drive (451.490)	35	12/11→12/12					
electric drive (451.491)	30	11/09→12/11					
electric drive Brabus (451.492)	60	01/13→					
<b>SMART - FORTWO Coupe (450) 01/04→02/07</b>							
 <b>Bremssattel</b>							
0.6 (450.332)	45	01/04→02/07	➔			24.3421-1707.5 240445	Ø 42 - Halter
0.7 (450.330)	37	01/04→01/07	➔			24.3421-1708.5 240446	Ø 42 - Halter
0.7 (450.333)	55	01/04→01/07	➔				
0.7 (450.352, 450.332)	45	01/04→01/07	➔				
0.8 CDI (450.300, 450.301, 450.302, 450.303, 450.306)	30	01/04→01/07	➔				
 <b>Bremsschlauch</b>							
0.6 (450.332)	45	01/04→02/07	➔		2	24.5112-0315.3 330509	L= 315
0.7 (450.330)	37	01/04→01/07	➔		2	24.5146-0330.3 330973	L= 330
0.7 (450.333)	55	01/04→01/07	➔				
0.7 (450.352, 450.332)	45	01/04→01/07	➔				
0.8 CDI (450.300, 450.301, 450.302, 450.303, 450.306)	30	01/04→01/07	➔				
0.7 (450.335)	40	01/04→01/07	➔		2	24.5146-0330.3 330973	L= 330
<b>SMART - FORTWO Coupe (451) 01/07→</b>							
 <b>Bremsschlauch</b>							
0.8 CDi (451.300)	33	01/07→	➔	04/07→	2	24.5112-0285.3 330604	L= 285
1.0 (451.330, 451.334)	45	01/07→					
1.0 (451.331, 451.380)	52	01/07→					
1.0 Turbo (451.332)	62	01/07→					
0.8 CDi (451.301)	40	08/09→	➔		2	24.5112-0285.3 330604	L= 285
1.0 Brabus (451.333)	72	01/08→					
1.0 Turbo Brabus (451.333)	75	07/10→					
electric drive (451.390, 451.391)	55	01/13→					
electric drive (451.390)	35	12/11→12/12					

	kw			 	! #		
<b>SMART - FORTWO Coupe (451) 01/07→</b>							
 <b>Bremsschlauch</b>							
electric drive (451.391, 451.390)	20	12/10→12/12	←		2	24.5112-0285.3 330604	L= 285
electric drive (451.391)	30	11/09→12/11					
electric drive Brabus (451.392)	60	01/13→					
<b>SMART - ROADSTER (452) 04/03→11/05</b>							
 <b>Bremssattel</b>							
0.7 (452.432)	45	04/03→11/05	←	☐		24.3421-1707.5 240445	Ø 42 - Halter
0.7 (452.434)	60	04/03→11/05	←	☐		24.3421-1708.5 240446	Ø 42 - Halter
0.7 Brabus (452.437)	74	12/03→11/05	←	☐; 03/04→		24.3421-1707.5 240445	Ø 42 - Halter
			←	☐; 03/04→		24.3421-1708.5 240446	Ø 42 - Halter
<b>SMART - ROADSTER Coupe (452) 04/03→11/05</b>							
 <b>Bremssattel</b>							
0.7 (452.332)	45	06/03→11/05	←	☐; 04/05→		24.3421-1707.5 240445	Ø 42 - Halter
			←	☐; 04/05→		24.3421-1708.5 240446	Ø 42 - Halter
0.7 (452.334)	60	04/03→11/05	←	☐		24.3421-1707.5 240445	Ø 42 - Halter
			←	☐		24.3421-1708.5 240446	Ø 42 - Halter
0.7 Brabus (452.337)	74	12/03→11/05	←	☐; 03/04→		24.3421-1707.5 240445	Ø 42 - Halter
			←	☐; 03/04→		24.3421-1708.5 240446	Ø 42 - Halter
<b>SUBARU - JUSTY III (G3X) 09/03→</b>							
 <b>Bremssattel</b>							
1.3 AWD	69	09/03→	←	☐; → 08/07		24.3481-1777.5 240451	Ø 48 - Halter
1.5 AWD	73	09/03→	←	☐; → 08/07		24.3481-1778.5 240452	Ø 48 - Halter
 <b>Bremsschlauch</b>							
1.3 AWD	69	09/03→	←	→ 08/07	2	24.5291-0430.3 331084	L= 430
1.5 AWD	73	09/03→	→	→ 08/07	2	24.5284-0283.3 331080	L= 283
<b>SUBARU - JUSTY IV 01/07→</b>							
 <b>Bremsschlauch</b>							
1.0	51	01/07→	→	09/07→ 05/11	2	24.5235-0205.3 331093	L= 205
1.3 AWD	67	03/08→	→	→ 05/11	2	24.5235-0205.3 331093	L= 205
<b>SUBARU - TREZIA 11/10→</b>							
 <b>Bremsschlauch</b>							
1.3 (NSP120X)	73	03/11→	←	☐		24.5265-0440.3 331351	L= 440
1.4 D	66	03/11→	←	☐		24.5265-0441.3 331352	L= 440
			→	☐ / innen		24.5235-0200.3 331280	L= 198
<b>SUZUKI - ALTO (FF) 09/04→12/09</b>							
 <b>Bremssattel</b>							
1.1 (RF410)	46	09/04→12/08	←	☐		24.3511-1713.5 240453	Ø 51 - Halter
			←	☐		24.3511-1714.5 240454	Ø 51 - Halter
<b>SUZUKI - ALTO (GF) 01/09→</b>							
 <b>Bremsschlauch</b>							
1.0 (AMF310)	50	01/09→	←	☐		24.5281-0452.3 331436	L= 452
			←	☐		24.5281-0453.3 331437	L= 452
			→		2	24.5247-0235.3 331374	L= 235
<b>SUZUKI - GRAND VITARA I (FT, HT) 03/98→08/06</b>							
 <b>Bremsschlauch</b>							
1.6 4x4 (SQ 416)	69	03/98→07/03	←	☐		24.5291-0755.3 331195	L= 755
1.6 4x4 (SQ 416)	71	09/03→09/05	←	☐			
1.6 4x4 (SQ 416)	73	02/00→09/02	←	☐		24.5291-0756.3 331196	L= 755
2.0 4x4 (SQ 420)	97	08/98→12/00					
2.0 4x4 (SQ 420)	103	04/98→08/05					
↓							





























	kW			 	! #		
<b>SUZUKI - GRAND VITARA I (FT, HT) 03/98→08/06</b>							
 <b>Bremsschlauch</b>							
2.0 HDI 110 16V 4x4 (SQ 420D)	80	07/01→09/05	←			24.5291-0755.3 331195	L= 755
2.0 HDI 110 4x4 (SQ 420D)	80	07/01→09/05	←			24.5291-0756.3 331196	L= 755
2.0 TD 4x4 (SQ 420D)	63	04/00→09/05					
2.0 TD 4x4 (SQ 420D)	64	03/98→07/03					
2.5 V6 24V 4x4 (SQ 625)	116	04/01→07/03					
2.7 4x4 (JA 627)	127	09/01→07/03					
2.7 4x4 (JA 627)	135	04/03→07/03					
2.0 4x4 (SQ 420)	94	03/98→07/03	←			24.5291-0755.3 331195	L= 755
			←			24.5291-0755.3 331195	L= 755
			←			24.5291-0756.3 331196	L= 755
			←			24.5291-0756.3 331196	L= 755
2.5 V6 24V 4x4 (SQ 625)	106	04/98→07/03	←		→ 09/00	24.5291-0755.3 331195	L= 755
			←		→ 09/00	24.5291-0756.3 331196	L= 755
2.7 (JA 627)	127	06/01→08/03	←		09/01→	24.5291-0755.3 331195	L= 755
2.7 4x4 (JA 627)	130	07/01→07/03	←		09/01→	24.5291-0756.3 331196	L= 755
			←				
2.7 (JA 627)	135	09/03→08/06	←		→ 09/05	24.5291-0755.3 331195	L= 755
			←		→ 09/05	24.5291-0756.3 331196	L= 755
<b>SUZUKI - GRAND VITARA I Cabriolet (GT) 03/98→09/05</b>							
 <b>Bremsschlauch</b>							
1.6 4x4 (SQ 416)	69	03/98→07/03	←			24.5291-0755.3 331195	L= 755
			←			24.5291-0756.3 331196	L= 755
2.0 4x4 (SQ 420)	94	03/98→07/03	←			24.5291-0755.3 331195	L= 755
			←			24.5291-0755.3 331195	L= 755
			←			24.5291-0756.3 331196	L= 755
			←			24.5291-0756.3 331196	L= 755
<b>SUZUKI - GRAND VITARA II (JT, TE, TD) 04/05→02/15</b>							
 <b>Bremsschlauch</b>							
1.6 (JB416)	78	10/05→02/15	←		→ 02/15	24.5291-0755.3 331195	L= 755
			←		→ 02/15	24.5291-0756.3 331196	L= 755
1.6 Allrad (JB416)	73	09/05→02/15	←			24.5291-0755.3 331195	L= 755
1.6 Allrad (JB416)	78	04/05→02/15	←			24.5291-0755.3 331195	L= 755
1.9 DDiS (JB419D)	95	03/06→08/08	←			24.5291-0756.3 331196	L= 755
2.0 Allrad (JB420)	103	10/05→02/15					
1.9 DDiS Allrad (JB419D)	95	10/05→02/15	←		→ 08/08	24.5291-0755.3 331195	L= 755
			←		→ 08/08	24.5291-0756.3 331196	L= 755
2.0 (JB420)	103	10/05→02/15	←		→ 12/11	24.5291-0755.3 331195	L= 755
			←		→ 12/11	24.5291-0756.3 331196	L= 755
2.7 (JB627)	138	09/05→12/08	←		10/05→ 08/08	24.5291-0755.3 331195	L= 755
			←		10/05→ 08/08	24.5291-0756.3 331196	L= 755
<b>SUZUKI - IGNIS II (MH) 09/03→</b>							
 <b>Bremssattel</b>							
1.3 DDiS (RM413D)	51	09/03→	←		→ 12/12	24.3481-1777.5 240451	Ø 48 - Halter
			←		→ 12/12	24.3481-1778.5 240452	Ø 48 - Halter
 <b>Bremsschlauch</b>							
1.3 (RM413)	69	09/03→	←		→ 12/12	2 24.5291-0430.3 331084	L= 430
1.3 4x4 (RM413)	69	09/03→					
1.3 DDiS (RM413D)	51	09/03→	→		→ 12/12	2 24.5284-0283.3 331080	L= 283
1.5 (RM415)	73	09/03→					
1.5 4x4 (RM415)	73	09/03→					
<b>SUZUKI - JIMNY (FJ) 07/98→</b>							
 <b>Bremsschlauch</b>							
1.3 (SN413)	63	08/04→	←			24.5291-0345.3 331165	L= 345
1.3 16V (SN413)	59	09/98→					
1.3 16V (SN413)	60	02/01→	←			24.5291-0508.3 331085	L= 508
1.3 16V 4WD (SN413)	59	09/98→					























	kw			 	! #		
<b>SUZUKI - JIMNY (FJ) 07/98→</b>							
 <b>Bremsschlauch</b>							
1.3 16V 4WD (SN413)	60	02/01→	→		2	24.5279-0360.3	331045 L= 360
1.3 16V 4x4 (SN413)	63	08/05→					
1.3 4WD (SN413)	62	05/14→					
1.3 4x4 (SN413)	63	09/98→08/00					
1.3 4x4 (SN413)	65	09/00→08/02					
1.5 DDiS 4WD (SN415D)	48	12/03→					
1.5 DDiS 4x4	63	08/05→					
<b>SUZUKI - SPLASH (EX) 01/08→</b>							
 <b>Bremssattel</b>							
1.0 (A5B 310)	48	01/08→	←	☐		24.3541-1821.7	220695 TRW Ø 54 - Halter
1.0 (A5B 310)	50	06/11→					
1.2 (A5B 412)	63	01/08→	←	☐		24.3541-1822.7	220696 TRW Ø 54 - Halter
1.2 VVT (A5B 412)	66	06/11→					
1.2 VVT (A5B 412)	67	08/12→					
1.2 VVT (A5B 412)	69	09/10→					
1.3 CDTI (A5B 413D)	55	01/08→					
<b>Zubehörsatz, Bremssattel</b>							
1.0 (A5B 310)	48	01/08→				24.0101-3802.2	260100 TRW
1.0 (A5B 310)	50	06/11→					
1.2 (A5B 412)	63	01/08→					
1.2 VVT (A5B 412)	66	06/11→					
1.2 VVT (A5B 412)	67	08/12→					
1.2 VVT (A5B 412)	69	09/10→					
1.3 CDTI (A5B 413D)	55	01/08→					
<b>Bremsschlauch</b>							
1.0 (A5B 310)	48	01/08→	←		2	24.5273-0490.3	330940 L= 490
1.0 (A5B 310)	50	06/11→					
1.2 (A5B 412)	63	01/08→	→	☐		24.5279-0300.3	331135 L= 300
1.2 VVT (A5B 412)	66	06/11→	→	☐		24.5279-0305.3	330946 L= 305
1.2 VVT (A5B 412)	67	08/12→					
1.2 VVT (A5B 412)	69	09/10→					
1.3 CDTI (A5B 413D)	55	01/08→					
<b>SUZUKI - SWIFT III (MZ, EZ) 02/05→</b>							
 <b>Bremssattel</b>							
1.3 (RS 413)	68	02/05→	←	☐; → 09/10		24.3541-1821.7	220695 TRW Ø 54 - Halter
1.3 4x4 (RS 413)	66	01/06→					
1.3 4x4 (RS 413)	68	02/05→	←	☐; → 09/10		24.3541-1822.7	220696 TRW Ø 54 - Halter
1.3 DDiS (RS 413D)	55	08/05→					
1.5 (RS 415)	75	02/05→					
1.5 4x4 (RS 415)	74	02/05→					
1.6 (RS 416)	92	05/06→					
1.3 DDiS (RS 413D)	51	08/05→	←	☐; → 09/07		24.3541-1821.7	220695 TRW Ø 54 - Halter
			←	☐; → 09/07		24.3541-1822.7	220696 TRW Ø 54 - Halter
<b>Zubehörsatz, Bremssattel</b>							
1.3 (RS 413)	68	02/05→		→ 09/10		24.0101-3802.2	260100 TRW
1.3 4x4 (RS 413)	66	01/06→					
1.3 4x4 (RS 413)	68	02/05→					
1.3 DDiS (RS 413D)	55	08/05→					
1.5 (RS 415)	75	02/05→					
1.5 4x4 (RS 415)	74	02/05→					
1.6 (RS 416)	92	05/06→					
1.3 DDiS (RS 413D)	51	08/05→		→ 09/07		24.0101-3802.2	260100 TRW
<b>Bremsschlauch</b>							
1.3 (RS 413)	68	02/05→	←	→ 09/10; für Linkslenker; Made in Ungarn	2	24.5273-0490.3	330940 L= 490
1.3 4x4 (RS 413)	66	01/06→					
1.3 4x4 (RS 413)	68	02/05→	→	☐; → 09/10; Made in Ungarn		24.5279-0300.3	331135 L= 300
1.3 DDiS (RS 413D)	55	08/05→					
1.5 (RS 415)	75	02/05→	→	☐; → 09/10; Made in Ungarn		24.5279-0305.3	330946 L= 305
1.5 4x4 (RS 415)	74	02/05→					
1.3 DDiS (RS 413D)	51	08/05→	←	→ 09/07; für Linkslenker; Made in Ungarn	2	24.5273-0490.3	330940 L= 490
			→	☐; → 09/07; Made in Ungarn		24.5279-0300.3	331135 L= 300
			→	☐; → 09/07; Made in Ungarn		24.5279-0305.3	330946 L= 305
1.6 (RS 416)	92	05/06→	→	☐; → 09/10; Made in Ungarn		24.5279-0300.3	331135 L= 300
			→	☐; → 09/10; Made in Ungarn		24.5279-0305.3	330946 L= 305









	kw			 	! #		
<b>SUZUKI - SX4 (EY, GY) 06/06→</b>							
 <b>Bremssattel</b>							
1.5 (RW 415)	73	06/06→07/10	←	☐; Made in Ungarn		24.3571-1767.7 220981	TRW Ø 57 - Halter
1.6 VVT (RW 416)	79	06/06→	←	☐; Made in Ungarn		24.3571-1768.7 220982	TRW Ø 57 - Halter
1.6 VVT 4x4 (RW 416)	79	06/06→	←	☐; Made in Ungarn		24.3571-1768.7 220982	TRW Ø 57 - Halter
1.9 DDiS (RW 419D)	88	06/06→	←	☐		24.3571-1767.7 220981	TRW Ø 57 - Halter
1.9 DDiS 4x4 (RW 419D)	88	06/06→	←	☐		24.3571-1768.7 220982	TRW Ø 57 - Halter
 <b>Bremsschlauch</b>							
1.5 (RW 415)	73	06/06→07/10	←	Made in Ungarn	2	24.5273-0375.3 331147	L= 375
1.5 VVTi	81	07/07→12/15	→	innen; Made in Japan	2	24.5279-0300.3 331135	L= 300
1.6 (RW 416)	74	06/06→	→	innen; Made in Japan	2	24.5279-0300.3 331135	L= 300
1.6 VVT (RW 416)	79	06/06→	→	innen; Made in Japan	2	24.5279-0300.3 331135	L= 300
1.6 VVT (RW 416)	88	07/09→	→	innen; Made in Japan	2	24.5279-0300.3 331135	L= 300
1.6 VVT 4x4 (RW 416)	79	06/06→	→	innen; Made in Japan	2	24.5279-0300.3 331135	L= 300
1.6 VVT 4x4 (RW 416)	88	07/09→	→	innen; Made in Japan	2	24.5279-0300.3 331135	L= 300
1.5 VVT (RW 415)	82	07/10→	←	Made in Ungarn	2	24.5273-0375.3 331147	L= 375
1.5 VVT 4x4 (RW 415)	82	07/10→	←	Made in Ungarn	2	24.5273-0375.3 331147	L= 375
1.6 DDiS (RW 416D)	66	04/07→	→	innen	2	24.5279-0300.3 331135	L= 300
1.6 VVT 4x4 (RW 416)	82	07/09→	→	innen	2	24.5279-0300.3 331135	L= 300
1.9 DDiS (RW 419D)	88	06/06→	→	innen	2	24.5279-0300.3 331135	L= 300
1.9 DDiS 4x4 (RW 419D)	88	06/06→	→	innen	2	24.5279-0300.3 331135	L= 300
2.0 DDiS (RW 420D)	99	07/09→	→	innen	2	24.5279-0300.3 331135	L= 300
2.0 DDiS 4x4 (RW 420D)	99	07/09→	→	innen	2	24.5279-0300.3 331135	L= 300
2.0	107	06/06→	→	innen	2	24.5279-0300.3 331135	L= 300
2.0	112	01/10→	→	innen	2	24.5279-0300.3 331135	L= 300
2.0 16V 4x4	112	01/10→	→	innen	2	24.5279-0300.3 331135	L= 300
2.0 4x4	107	06/06→	→	innen	2	24.5279-0300.3 331135	L= 300
<b>SUZUKI - SX4 Stufenheck (GY) 10/07→</b>							
 <b>Bremssattel</b>							
1.6 (RW 416)	79	10/07→	←	☐; Made in Ungarn		24.3571-1767.7 220981	TRW Ø 57 - Halter
1.6 AWD (RW 416)	79	10/07→12/11	←	☐; Made in Ungarn		24.3571-1768.7 220982	TRW Ø 57 - Halter
 <b>Bremsschlauch</b>							
1.6 (RW 416)	74	10/07→	←	Made in Ungarn	2	24.5273-0375.3 331147	L= 375
1.6 (RW 416)	75	10/07→	←	Made in Ungarn	2	24.5273-0375.3 331147	L= 375
1.6 (RW 416)	79	10/07→	→	innen; Made in Japan	2	24.5279-0300.3 331135	L= 300
1.6 (RW 416)	88	10/07→	→	innen; Made in Japan	2	24.5279-0300.3 331135	L= 300
1.6 AWD (RW 416)	79	10/07→12/11	→	innen; Made in Japan	2	24.5279-0300.3 331135	L= 300
2.0	107	10/07→01/10	→	innen	2	24.5279-0300.3 331135	L= 300
2.0	112	01/10→	→	innen	2	24.5279-0300.3 331135	L= 300
<b>SUZUKI - WAGON R 07/03→08/05</b>							
 <b>Bremssattel</b>							
1.0	39	07/03→08/05	←	☐		24.3481-1777.5 240451	Ø 48 - Halter
1.0	44	06/04→08/05	←	☐		24.3481-1778.5 240452	Ø 48 - Halter
1.2	59	06/04→08/05	←	☐		24.3481-1778.5 240452	Ø 48 - Halter
 <b>Bremsschlauch</b>							
1.0	39	07/03→08/05	←		2	24.5291-0430.3 331084	L= 430
1.0	44	06/04→08/05	←		2	24.5291-0430.3 331084	L= 430
1.2	59	06/04→08/05	→		2	24.5284-0283.3 331080	L= 283
<b>SUZUKI - WAGON R+ (MM) 05/00→</b>							
 <b>Bremssattel</b>							
1.0	51	08/00→07/03	←	☐		24.3481-1777.5 240451	Ø 48 - Halter
1.0 XT Plus	74	08/00→07/01	←	☐		24.3481-1778.5 240452	Ø 48 - Halter
1.3 (RB 413)	56	05/00→12/04	←	☐		24.3481-1757.5 240325	TRW Ø 48 - Halter
1.3 (RB 413)	56	05/00→12/04	←	☐		24.3481-1758.5 240326	BOS Ø 48 - Halter
1.3 (RB 413)	65	08/01→	←	☐; → 04/08		24.3481-1777.5 240451	Ø 48 - Halter
1.3 (RB 413)	69	09/03→	←	☐; → 04/08		24.3481-1778.5 240452	Ø 48 - Halter
1.3 4WD (RB 413)	69	09/03→	←	☐; → 04/08		24.3481-1778.5 240452	Ø 48 - Halter
1.3 DDiS (RB 413D)	51	09/03→	←	☐; → 04/08		24.3481-1778.5 240452	Ø 48 - Halter
1.3 4WD (RB 413)	56	10/01→	←	☐; → 12/04		24.3481-1757.5 240325	TRW Ø 48 - Halter
1.3 4WD (RB 413)	56	10/01→	←	☐; → 12/04		24.3481-1758.5 240326	BOS Ø 48 - Halter
 <b>Bremsschlauch</b>							
1.0	51	08/00→07/03	←		2	24.5291-0430.3 331084	L= 430
1.0 XT Plus	74	08/00→07/01	←		2	24.5291-0430.3 331084	L= 430
1.3 (RB 413)	56	05/00→12/04	→		2	24.5284-0283.3 331080	L= 283
↓							

























	kw					! #					
<b>SUZUKI - WAGON R+ (MM) 05/00→</b>											
 <b>Bremsschlauch</b>											
1.3 (RB 413)	65	08/01→	←	→ 04/08	2	24.5291-0430.3	331084	L= 430			
1.3 (RB 413)	69	09/03→	→	→ 04/08	2	24.5284-0283.3	331080	L= 283			
1.3 4WD (RB 413)	69	09/03→									
1.3 DDiS (RB 413D)	51	09/03→									
1.3 4WD (RB 413)	56	10/01→	←	→ 12/04	2	24.5291-0430.3	331084	L= 430			
			→	→ 12/04	2	24.5284-0283.3	331080	L= 283			
<b>TOYOTA - AURIS (E15) 10/06→09/12</b>											
 <b>Bremsschlauch</b>											
1.33 Dual-VVTi (NRE150_)	73	01/10→09/12	→	 / am Bremssattel / außen; Made in Japan		24.5235-0128.3	331324	L= 128			
1.33 Dual-VVTi (NRE150_)	74	05/09→09/12	→	 / am Bremssattel / außen; Made in Japan		24.5235-0160.3	331325	L= 160			
1.4 (ZZE150_)	71	03/07→09/12	→	 / am Bremssattel / außen; Made in Großbritannien		24.5261-0130.3	331387	L= 130			
1.4 D-4D (NDE150_)	66	03/07→09/12	→	innen; Made in Großbritannien	2	24.5262-0180.3	331180	L= 180			
1.5 (NZE151_)	81	09/09→09/12									
1.6 (ZRE151_)	91	03/07→09/12	→	innen; Made in Japan	2	24.5274-0180.3	330941	L= 180			
1.6 (ZRE151_)	97	05/09→09/12	→		2	24.5274-0180.3	330941	L= 180			
1.8 (ZRE152_)	100	10/06→09/12									
1.8 (ZRE152_)	106	02/09→09/12									
1.8 (ZRE152_)	108	02/09→09/12									
1.8 4WD (ZRE154_)	100	02/09→09/12									
2.0 D-4D (ADE150_)	93	03/07→09/12									
1.5 4WD (NZE154_)	77	09/09→09/12	→	 / am Bremssattel / außen; Made in Japan		24.5235-0128.3	331324	L= 128			
			→	 / am Bremssattel / außen; Made in Japan		24.5235-0160.3	331325	L= 160			
			→	 / am Bremssattel / außen		24.5261-0130.3	331387	L= 130			
			→	innen; Made in Großbritannien	2	24.5262-0180.3	331180	L= 180			
			→	innen; Made in Japan	2	24.5274-0180.3	330941	L= 180			
2.2 D (ADE157_)	130	03/07→09/12	→			24.5265-0347.3	331405	L= 345			
			→			24.5275-0341.3	331382	L= 341			
<b>TOYOTA - AVENSIS (T22) 09/97→02/03</b>											
 <b>Bremssattel</b>											
1.6 (AT220_)	74	09/97→10/00	←	 ; → 09/00; für Fahrzeuge mit Trommelbremse an der Hinterachse		11.9571-9801.2	220577	ATE Ø 57 - Halter			
1.6 (AT220_)	81	09/97→10/00					24.3571-9801.5	240497	ATE Ø 57 - Halter		
1.8 (AT221_)	81	09/97→10/00									
2.0 (ST220_)	94	09/97→10/00	←	 ; → 09/00; für Fahrzeuge mit Trommelbremse an der Hinterachse		24.3571-9802.5	240498	ATE Ø 57 - Halter			
1.6 VVT-i (ZZT220_)	81	10/00→02/03	←	 ; 07/01→; für Fahrzeuge mit Scheibenbremse an der Hinterachse		11.9571-9821.2	220579	ATE Ø 57 - Halter			
1.8 VVT-i (ZZT221_)	95	10/00→02/03									
2.0 VVT-i (AZT220_)	110	10/00→02/03	←	 ; 07/01→; für Fahrzeuge mit Scheibenbremse an der Hinterachse		11.9571-9822.2	220580	ATE Ø 57 - Halter			
2.0 D (CT220_)	61	10/97→05/98	←	 ; für Fahrzeuge mit Trommelbremse an der Hinterachse		11.9571-9801.2	220577	ATE Ø 57 - Halter			
							24.3571-9801.5	240497	ATE Ø 57 - Halter		
			←	 ; für Fahrzeuge mit Trommelbremse an der Hinterachse		24.3571-9802.5	240498	ATE Ø 57 - Halter			
2.0 D-4D (CDT220_)	81	10/99→02/03	←	 ; für Fahrzeuge mit Trommelbremse an der Hinterachse		11.9571-9801.2	220577	ATE Ø 57 - Halter			
2.0 TD (CT220_)	66	09/97→02/03					24.3571-9801.5	240497	ATE Ø 57 - Halter		
			←	 ; 07/01→; für Fahrzeuge mit Scheibenbremse an der Hinterachse		11.9571-9821.2	220579	ATE Ø 57 - Halter			
			←	 ; 07/01→; für Fahrzeuge mit Scheibenbremse an der Hinterachse		11.9571-9822.2	220580	ATE Ø 57 - Halter			
			←	 ; für Fahrzeuge mit Trommelbremse an der Hinterachse		24.3571-9802.5	240498	ATE Ø 57 - Halter			
<b>Führungshülzensatz, Bremssattel</b>											
1.6 (AT220_)	74	09/97→10/00	←	→ 09/00; für Fahrzeuge mit Trommelbremse an der Hinterachse		11.0101-5407.2	260011	ATE			
1.6 (AT220_)	81	09/97→10/00									
1.8 (AT221_)	81	09/97→10/00									
2.0 (ST220_)	94	09/97→10/00									
↓											

	kw					! #			
<b>TOYOTA - AVENSIS (_T22_) 09/97→02/03</b>									
<b>Führungshülzensatz, Bremsattel</b>									
1.6 VVT-i (ZZT220_)	81	10/00→02/03	←	07/01→;			11.0101-5407.2	260011	ATE
1.8 VVT-i (ZZT221_)	95	10/00→02/03		für Fahrzeuge mit Scheibenbremse an					
2.0 VVT-i (AZT220_)	110	10/00→02/03		der Hinterachse					
2.0 D (CT220_)	61	10/97→05/98	←	für Fahrzeuge mit Trommelbremse an			11.0101-5407.2	260011	ATE
				der Hinterachse					
2.0 D-4D (CDT220_)	81	10/99→02/03	←	07/01→;			11.0101-5407.2	260011	ATE
2.0 TD (CT220_)	66	09/97→02/03		für Fahrzeuge mit Scheibenbremse an					
			←	der Hinterachse			11.0101-5407.2	260011	ATE
				für Fahrzeuge mit Trommelbremse an					
				der Hinterachse					
<b>Führungsbolzen, Bremsattel</b>									
1.6 (AT220_)	74	09/97→10/00		→ 09/00;			11.8171-0008.1	990049	ATE
1.6 (AT220_)	81	09/97→10/00		für Fahrzeuge mit Trommelbremse an					
1.8 (AT221_)	81	09/97→10/00		der Hinterachse					
2.0 (ST220_)	94	09/97→10/00							
1.6 VVT-i (ZZT220_)	81	10/00→02/03		07/01→;			11.8171-0008.1	990049	ATE
1.8 VVT-i (ZZT221_)	95	10/00→02/03		für Fahrzeuge mit Scheibenbremse an					
2.0 VVT-i (AZT220_)	110	10/00→02/03		der Hinterachse					
2.0 D (CT220_)	61	10/97→05/98		für Fahrzeuge mit Trommelbremse an			11.8171-0008.1	990049	ATE
				der Hinterachse					
2.0 D-4D (CDT220_)	81	10/99→02/03		07/01→;			11.8171-0008.1	990049	ATE
2.0 TD (CT220_)	66	09/97→02/03		für Fahrzeuge mit Scheibenbremse an					
				der Hinterachse			11.8171-0008.1	990049	ATE
				für Fahrzeuge mit Trommelbremse an					
				der Hinterachse					
<b>TOYOTA - AVENSIS (_T25_) 04/03→11/08</b>									
 <b>Bremsattel</b>									
1.6 VVT-i (ZZT250_)	81	04/03→11/08	←				24.3571-1759.5	240459	Ø 57 - Halter
1.8 (ZZT251_)	95	04/03→11/08							
2.0 (AZT250_)	108	04/03→11/08	←				24.3571-1760.5	240460	Ø 57 - Halter
2.0 D-4D (ADT250_)	93	03/06→11/08							
2.0 D-4D (CDT250_)	85	04/03→11/08							
2.0 VVTi (AZT250_)	114	04/03→11/08							
2.2 D-4D (ADT251_)	110	10/05→11/08							
2.2 D-CAT (ADT251_)	130	07/05→11/08							
2.2 TD	74	04/05→11/08							
2.4 (AZT251_)	120	10/03→11/08							
2.4 (AZT251_)	125	09/03→11/08							
 <b>Bremsschlauch</b>									
1.6 VVT-i (ZZT250_)	81	04/03→11/08	←				24.5262-0575.3	330922	L= 575
1.8 (ZZT251_)	95	04/03→11/08							
2.0 (AZT250_)	108	04/03→11/08	←				24.5262-0576.3	330923	L= 575
2.0 D-4D (ADT250_)	93	03/06→11/08	→			2	24.5276-0240.3	330943	L= 240
2.0 D-4D (CDT250_)	85	04/03→11/08							
2.0 VVTi (AZT250_)	114	04/03→11/08							
2.2 D-4D (ADT251_)	110	10/05→11/08							
2.2 D-CAT (ADT251_)	130	07/05→11/08							
2.2 TD	74	04/05→11/08							
2.4 (AZT251_)	120	10/03→11/08							
2.4 (AZT251_)	125	09/03→11/08							
<b>TOYOTA - AVENSIS Combi (_T25_) 04/03→11/08</b>									
 <b>Bremsattel</b>									
1.6 VVT-i (ZZT250_)	81	04/03→11/08	←				24.3571-1759.5	240459	Ø 57 - Halter
1.8 (ZZT251_)	95	04/03→11/08							
2.0 (AZT250_)	108	04/03→11/08	←				24.3571-1760.5	240460	Ø 57 - Halter
2.0 D-4D (ADT250_)	93	03/06→11/08							
2.0 D-4D (CDT250_)	85	04/03→11/08							
2.0 VVTi (AZT250_)	114	04/03→11/08							
2.2 D-4D (ADT251_)	110	10/05→11/08							
2.2 D-CAT (ADT251_)	130	07/05→11/08							
2.2 TD	74	04/05→11/08							
2.4 (AZT251_)	120	10/03→11/08							
2.4 (AZT251_)	125	09/03→11/08							
 <b>Bremsschlauch</b>									
1.6 VVT-i (ZZT250_)	81	04/03→11/08	←				24.5262-0575.3	330922	L= 575
1.8 (ZZT251_)	95	04/03→11/08							
2.0 (AZT250_)	108	04/03→11/08	←				24.5262-0576.3	330923	L= 575
2.0 D-4D (ADT250_)	93	03/06→11/08	→			2	24.5276-0240.3	330943	L= 240
2.0 D-4D (CDT250_)	85	04/03→11/08							
2.0 VVTi (AZT250_)	114	04/03→11/08							
2.2 D-4D (ADT251_)	110	10/05→11/08							
2.2 D-CAT (ADT251_)	130	07/05→11/08							
2.2 TD	74	04/05→11/08							
↓									

	kw			 	! #		
<b>TOYOTA - AVENSIS Combi ( T25_ ) 04/03→11/08</b>							
 <b>Bremsschlauch</b>							
2.4 (AZT251_) 2.4 (AZT251_)	120 125	10/03→11/08 09/03→11/08	← ← →	<input type="checkbox"/> <input type="checkbox"/> <input type="checkbox"/>		24.5262-0575.3 330922 24.5262-0576.3 330923 24.5276-0240.3 330943	L= 575 L= 575 L= 240
<b>TOYOTA - AVENSIS Liftback ( T22_ ) 09/97→02/03</b>							
 <b>Bremssattel</b>							
1.6 (AT220_) 1.6 (AT220_) 1.8 (AT221_) 2.0 (ST220_)	74 81 81 94	09/97→10/00 09/97→10/00 09/97→10/00 09/97→10/00	← ← ← ←	<input type="checkbox"/> <input type="checkbox"/> <input type="checkbox"/> <input type="checkbox"/>	→ 09/00; für Fahrzeuge mit Trommelbremse an der Hinterachse	11.9571-9801.2 220577 24.3571-9801.5 240497 24.3571-9802.5 240498	ATE Ø 57 - Halter ATE Ø 57 - Halter ATE Ø 57 - Halter
1.6 (ZZT220_) 1.8 (ZZT221_) 2.0 (AZT220_)	81 95 110	10/00→02/03 10/00→02/03 10/00→02/03	← ← ←	<input type="checkbox"/> <input type="checkbox"/> <input type="checkbox"/>	07/01→; für Fahrzeuge mit Scheibenbremse an der Hinterachse	11.9571-9821.2 220579 11.9571-9822.2 220580	ATE Ø 57 - Halter ATE Ø 57 - Halter
2.0 D (CDT220_) 2.0 D (CT220_)	85 61	09/02→02/03 10/97→05/98	← ← ← ←	<input type="checkbox"/> <input type="checkbox"/> <input type="checkbox"/> <input type="checkbox"/>	für Fahrzeuge mit Scheibenbremse an der Hinterachse	11.9571-9821.2 220579 11.9571-9822.2 220580 11.9571-9801.2 220577 24.3571-9801.5 240497	ATE Ø 57 - Halter ATE Ø 57 - Halter ATE Ø 57 - Halter ATE Ø 57 - Halter
2.0 D-4D (CDT220_) 2.0 TD (CT220_)	81 66	10/99→02/03 09/97→02/03	← ← ← ←	<input type="checkbox"/> <input type="checkbox"/> <input type="checkbox"/> <input type="checkbox"/>	für Fahrzeuge mit Trommelbremse an der Hinterachse	11.9571-9801.2 220577 24.3571-9801.5 240497 11.9571-9821.2 220579 11.9571-9822.2 220580 24.3571-9802.5 240498	ATE Ø 57 - Halter ATE Ø 57 - Halter ATE Ø 57 - Halter ATE Ø 57 - Halter
<b>Führungshülzensatz, Bremssattel</b>							
1.6 (AT220_) 1.6 (AT220_) 1.8 (AT221_) 2.0 (ST220_)	74 81 81 94	09/97→10/00 09/97→10/00 09/97→10/00 09/97→10/00	← ← ← ←	<input type="checkbox"/> <input type="checkbox"/> <input type="checkbox"/> <input type="checkbox"/>	→ 09/00; für Fahrzeuge mit Trommelbremse an der Hinterachse	11.0101-5407.2 260011	ATE
1.6 (ZZT220_) 1.8 (ZZT221_) 2.0 (AZT220_)	81 95 110	10/00→02/03 10/00→02/03 10/00→02/03	← ← ←	<input type="checkbox"/> <input type="checkbox"/> <input type="checkbox"/>	07/01→; für Fahrzeuge mit Scheibenbremse an der Hinterachse	11.0101-5407.2 260011	ATE
2.0 D (CDT220_) 2.0 D (CT220_)	85 61	09/02→02/03 10/97→05/98	← ← ← ←	<input type="checkbox"/> <input type="checkbox"/> <input type="checkbox"/> <input type="checkbox"/>	für Fahrzeuge mit Scheibenbremse an der Hinterachse	11.0101-5407.2 260011 11.0101-5407.2 260011	ATE ATE
2.0 D-4D (CDT220_) 2.0 TD (CT220_)	81 66	10/99→02/03 09/97→02/03	← ← ←	<input type="checkbox"/> <input type="checkbox"/> <input type="checkbox"/>	07/01→; für Fahrzeuge mit Scheibenbremse an der Hinterachse	11.0101-5407.2 260011 11.0101-5407.2 260011	ATE ATE
<b>Führungsbolzen, Bremssattel</b>							
1.6 (AT220_) 1.6 (AT220_) 1.8 (AT221_) 2.0 (ST220_)	74 81 81 94	09/97→10/00 09/97→10/00 09/97→10/00 09/97→10/00	← ← ← ←	<input type="checkbox"/> <input type="checkbox"/> <input type="checkbox"/> <input type="checkbox"/>	→ 09/00; für Fahrzeuge mit Trommelbremse an der Hinterachse	11.8171-0008.1 990049	ATE
1.6 (ZZT220_) 1.8 (ZZT221_) 2.0 (AZT220_)	81 95 110	10/00→02/03 10/00→02/03 10/00→02/03	← ← ←	<input type="checkbox"/> <input type="checkbox"/> <input type="checkbox"/>	07/01→; für Fahrzeuge mit Scheibenbremse an der Hinterachse	11.8171-0008.1 990049	ATE
2.0 D (CDT220_) 2.0 D (CT220_)	85 61	09/02→02/03 10/97→05/98	← ← ← ←	<input type="checkbox"/> <input type="checkbox"/> <input type="checkbox"/> <input type="checkbox"/>	für Fahrzeuge mit Scheibenbremse an der Hinterachse	11.8171-0008.1 990049 11.8171-0008.1 990049	ATE ATE
↓							















	kw			 	! #		
<b>TOYOTA - AVENSIS Liftback (_T22_) 09/97→02/03</b>							
<b>Führungsbolzen, Bremsattel</b>							
2.0 D-4D (CDT220_) 2.0 TD (CT220_)	81 66	10/99→02/03 09/97→02/03		07/01→; für Fahrzeuge mit Scheibenbremse an der Hinterachse		11.8171-0008.1 990049	ATE
				für Fahrzeuge mit Trommelbremse an der Hinterachse		11.8171-0008.1 990049	ATE
<b>TOYOTA - AVENSIS Station Wagon (_T22_) 09/97→02/03</b>							
 <b>Bremsattel</b>							
1.6 (AT220_, ZZT220_) 1.6 (AT220_) 1.8 (AT221_) 2.0 (ST220_)	81 74 81 94	09/97→10/00 09/97→10/00 09/97→10/00 09/97→10/00	←	☐; → 09/00; für Fahrzeuge mit Trommelbremse an der Hinterachse		11.9571-9801.2 220577 24.3571-9801.5 240497	ATE Ø 57 - Halter ATE Ø 57 - Halter
			←	☐; → 09/00; für Fahrzeuge mit Trommelbremse an der Hinterachse		24.3571-9802.5 240498	ATE Ø 57 - Halter
1.6 (ZZT250_) 1.8 (ZZT221_) 2.0 (AZT220_)	81 95 110	10/00→02/03 10/00→02/03 10/00→02/03	←	☐; 07/01→; für Fahrzeuge mit Scheibenbremse an der Hinterachse		11.9571-9821.2 220579	ATE Ø 57 - Halter
			←	☐; 07/01→; für Fahrzeuge mit Scheibenbremse an der Hinterachse		11.9571-9822.2 220580	ATE Ø 57 - Halter
2.0 D (CDT220_)	85	09/02→02/03	←	☐; für Fahrzeuge mit Scheibenbremse an der Hinterachse		11.9571-9821.2 220579	ATE Ø 57 - Halter
			←	☐; für Fahrzeuge mit Scheibenbremse an der Hinterachse		11.9571-9822.2 220580	ATE Ø 57 - Halter
2.0 D (CT220_)	61	10/97→05/98	←	☐; für Fahrzeuge mit Trommelbremse an der Hinterachse		11.9571-9801.2 220577 24.3571-9801.5 240497	ATE Ø 57 - Halter ATE Ø 57 - Halter
			←	☐; für Fahrzeuge mit Trommelbremse an der Hinterachse		24.3571-9802.5 240498	ATE Ø 57 - Halter
2.0 D-4D (CDT220_) 2.0 TD (CT220_)	81 66	10/99→02/03 09/97→02/03	←	☐; für Fahrzeuge mit Trommelbremse an der Hinterachse		11.9571-9801.2 220577 24.3571-9801.5 240497	ATE Ø 57 - Halter ATE Ø 57 - Halter
			←	☐; 07/01→; für Fahrzeuge mit Scheibenbremse an der Hinterachse		11.9571-9821.2 220579	ATE Ø 57 - Halter
			←	☐; 07/01→; für Fahrzeuge mit Scheibenbremse an der Hinterachse		11.9571-9822.2 220580	ATE Ø 57 - Halter
			←	☐; für Fahrzeuge mit Trommelbremse an der Hinterachse		24.3571-9802.5 240498	ATE Ø 57 - Halter
<b>Führungshülzensatz, Bremsattel</b>							
1.6 (AT220_, ZZT220_) 1.6 (AT220_) 1.8 (AT221_) 2.0 (ST220_)	81 74 81 94	09/97→10/00 09/97→10/00 09/97→10/00 09/97→10/00	←	→ 09/00; für Fahrzeuge mit Trommelbremse an der Hinterachse		11.0101-5407.2 260011	ATE
1.6 (ZZT250_) 1.8 (ZZT221_) 2.0 (AZT220_)	81 95 110	10/00→02/03 10/00→02/03 10/00→02/03	←	07/01→; für Fahrzeuge mit Scheibenbremse an der Hinterachse		11.0101-5407.2 260011	ATE
2.0 D (CDT220_)	85	09/02→02/03	←	für Fahrzeuge mit Scheibenbremse an der Hinterachse		11.0101-5407.2 260011	ATE
2.0 D (CT220_)	61	10/97→05/98	←	für Fahrzeuge mit Trommelbremse an der Hinterachse		11.0101-5407.2 260011	ATE
2.0 D-4D (CDT220_) 2.0 TD (CT220_)	81 66	10/99→02/03 09/97→02/03	←	07/01→; für Fahrzeuge mit Scheibenbremse an der Hinterachse		11.0101-5407.2 260011	ATE
			←	für Fahrzeuge mit Trommelbremse an der Hinterachse		11.0101-5407.2 260011	ATE
<b>Führungsbolzen, Bremsattel</b>							
1.6 (AT220_, ZZT220_) 1.6 (AT220_) 1.8 (AT221_) 2.0 (ST220_)	81 74 81 94	09/97→10/00 09/97→10/00 09/97→10/00 09/97→10/00		→ 09/00; für Fahrzeuge mit Trommelbremse an der Hinterachse		11.8171-0008.1 990049	ATE
1.6 (ZZT250_) 1.8 (ZZT221_) 2.0 (AZT220_)	81 95 110	10/00→02/03 10/00→02/03 10/00→02/03		07/01→; für Fahrzeuge mit Scheibenbremse an der Hinterachse		11.8171-0008.1 990049	ATE
2.0 D (CDT220_)	85	09/02→02/03		für Fahrzeuge mit Scheibenbremse an der Hinterachse		11.8171-0008.1 990049	ATE
2.0 D (CT220_)	61	10/97→05/98		für Fahrzeuge mit Trommelbremse an der Hinterachse		11.8171-0008.1 990049	ATE
↓							











	kw					! #		
<b>TOYOTA - AVENSIS Station Wagon (_T22_) 09/97→02/03</b>								
<b>Führungsbolzen, Bremsattel</b>								
2.0 D-4D (CDT220_)	81	10/99→02/03		07/01→;		11.8171-0008.1	990049	ATE
2.0 TD (CT220_)	66	09/97→02/03		für Fahrzeuge mit Scheibenbremse an der Hinterachse				
				für Fahrzeuge mit Trommelbremse an der Hinterachse		11.8171-0008.1	990049	ATE
<b>TOYOTA - AVENSIS Station Wagon (_T27_) 02/09→</b>								
<b>Bremsschlauch</b>								
1.6 (ZRT270_)	97	02/09→	➔	☐; → 09/12		24.5265-0347.3	331405	L= 345
1.8 (ZRT271_)	108	02/09→						
2.0 (ZRT272_)	112	02/09→	➔	☐; → 09/12		24.5275-0341.3	331382	L= 341
2.0 D-4D (ADT270_)	91	11/11→						
2.0 D-4D (ADT270_)	93	02/09→						
2.2 D-4D (ADT271_)	110	02/09→						
2.2 D-4D (ADT271_)	130	02/09→						
<b>TOYOTA - AVENSIS Stufenheck (_T25_) 04/03→11/08</b>								
<b>Bremssattel</b>								
1.6 VVT-i (ZZT250_)	81	04/03→11/08	←	☐		24.3571-1759.5	240459	Ø 57 - Halter
1.8 (ZZT251_)	95	04/03→11/08						
2.0 (AZT250_)	108	04/03→11/08	←	☐		24.3571-1760.5	240460	Ø 57 - Halter
2.0 D-4D (ADT250_)	93	03/06→11/08						
2.0 D-4D (CDT250_)	85	04/03→11/08						
2.0 VVTi (AZT250_)	114	04/03→11/08						
2.2 D-4D (ADT251_)	110	10/05→11/08						
2.2 D-CAT (ADT251_)	130	07/05→11/08						
2.2 TD	74	04/05→11/08						
2.4 (AZT251_)	120	10/03→11/08						
2.4 (AZT251_)	125	09/03→11/08						
<b>Bremsschlauch</b>								
1.6 VVT-i (ZZT250_)	81	04/03→11/08	←	☐		24.5262-0575.3	330922	L= 575
1.8 (ZZT251_)	95	04/03→11/08						
2.0 (AZT250_)	108	04/03→11/08	←	☐		24.5262-0576.3	330923	L= 575
2.0 D-4D (ADT250_)	93	03/06→11/08	➔		2	24.5276-0240.3	330943	L= 240
2.0 D-4D (CDT250_)	85	04/03→11/08						
2.0 VVTi (AZT250_)	114	04/03→11/08						
2.2 D-4D (ADT251_)	110	10/05→11/08						
2.2 D-CAT (ADT251_)	130	07/05→11/08						
2.2 TD	74	04/05→11/08						
2.4 (AZT251_)	120	10/03→11/08						
2.4 (AZT251_)	125	09/03→11/08						
<b>TOYOTA - AVENSIS Stufenheck (_T27_) 11/08→</b>								
<b>Bremsschlauch</b>								
1.6 (ZRT270_)	97	11/08→	➔	☐; 02/09→ 09/12		24.5265-0347.3	331405	L= 345
1.8 (ZRT271_)	108	11/08→						
2.0 (ZRT272_)	112	11/08→	➔	☐; 02/09→ 09/12		24.5275-0341.3	331382	L= 341
2.0 D-4D (ADT270_)	93	11/08→						
2.2 D-4D (ADT271_)	110	11/08→						
2.2 D-4D (ADT271_)	130	11/08→						
2.0 D-4D (ADT270_)	91	11/11→	➔	☐; → 09/12		24.5265-0347.3	331405	L= 345
			➔	☐; → 09/12		24.5275-0341.3	331382	L= 341
<b>TOYOTA - AVENSIS VERSO (_M2_) 08/01→11/09</b>								
<b>Bremssattel</b>								
2.0 D (CLM20_)	85	08/01→08/05	➔	☐		24.3431-1707.7	220935	TRW Ø 43 - Halter
			➔	☐		24.3431-1708.7	220936	TRW Ø 43 - Halter
<b>Bremsschlauch</b>								
2.0 (ACM20_)	110	08/01→11/09	←	☐		24.5263-0575.3	330924	L= 575
2.0 D (CLM20_)	85	08/01→08/05	←	☐		24.5263-0576.3	330925	L= 575
2.4 (ACM21)	115	10/03→11/09	➔	☐		24.5145-0176.3	330965	L= 175
			➔	☐		24.5235-0250.3	330917	L= 250
<b>TOYOTA - AYGO (_B1_) 02/05→</b>								
<b>Bremssattel</b>								
1.0 (KGB10_)	50	07/05→	←	☐; → 06/14		24.3481-1791.5	240731	Ø 48 - Halter
1.0 GPL (KGB10_)	50	07/05→	←	☐; → 06/14		24.3481-1792.5	240732	Ø 48 - Halter
1.4 HDi (WNB10_)	40	07/05→08/10	←	☐		24.3481-1791.5	240731	Ø 48 - Halter
↓								

	kw					! #		
<b>TOYOTA - AYGO (_B1_) 02/05→</b>								
 <b>Bremssattel</b>								
1.4 HDi (WNB10_)	40	07/05→08/10	←	☐		24.3481-1792.5	240732	Ø 48 - Halter
 <b>Bremsschlauch</b>								
1.0 (KGB10_)	50	07/05→	←	☐; → 06/14		24.5262-0501.3	331025	L= 501,5
1.0 GPL (KGB10_)	50	07/05→	←	☐; → 06/14		24.5295-0496.3	331033	L= 496
			→	→ 06/14	2	24.5261-0225.3	330909	L= 225
1.4 HDi (WNB10_)	40	07/05→08/10	←	☐		24.5262-0501.3	331025	L= 501,5
			←	☐		24.5295-0496.3	331033	L= 496
			→		2	24.5261-0225.3	330909	L= 225
<b>TOYOTA - AYGO (_B4_) 05/14→</b>								
 <b>Bremssattel</b>								
1.0 (KGB40_)	51	05/14→	←	☐		24.3481-1791.5	240731	Ø 48 - Halter
1.2 (PAB40_)	60	05/14→	←	☐		24.3481-1792.5	240732	Ø 48 - Halter
<b>TOYOTA - CAMRY Stufenheck (_V4_) 01/06→09/11</b>								
 <b>Bremsschlauch</b>								
2.0	108	01/06→09/11	→	☐; 02/07→ 08/11		24.5296-0562.3	331482	L= 562
2.4	127	10/06→09/11	→			24.5296-0563.3	331483	L= 562
2.4 (ACV40_)	123	01/06→09/11	→	☐; 02/07→ 08/11		24.5296-0562.3	331482	L= 562
2.4 (ACV40)	116	01/06→09/11	→			24.5296-0563.3	331483	L= 562
2.4 Hybrid	105	01/06→09/11	→			24.5296-0562.3	331482	L= 562
2.4 Hybrid	110	01/06→09/11	→			24.5296-0563.3	331483	L= 562
2.5	129	01/10→09/11	→	☐; → 08/11		24.5296-0562.3	331482	L= 562
3.5	209	01/08→09/11	→	☐; → 08/11		24.5296-0563.3	331483	L= 562
3.5 (GSV40_)	204	01/08→09/11	→			24.5296-0562.3	331482	L= 562
2.5 (ASV40_)	124	01/10→09/11	→	☐		24.5296-0563.3	331483	L= 562
			→	☐		24.5296-0562.3	331482	L= 562
<b>TOYOTA - CARINA E (_T19_) 04/92→09/97</b>								
 <b>Bremssattel</b>								
1.6 (AT190)	73	12/93→09/97	←	☐		24.3571-1713.5	240201	SUM Ø 57 - Halter
1.6 (AT190)	85	12/93→09/97	←	☐		24.3571-1714.5	240202	SUM Ø 57 - Halter
1.6 16V (AT190_)	78	10/95→09/97	←					
1.6 GLI (AT190)	79	04/92→09/97	←					
1.8 (AT191)	79	01/95→09/97	←					
2.0 D (CT190)	54	04/92→01/96	←					
2.0 TD (CT190)	61	01/96→09/97	←					
 <b>Bremsschlauch</b>								
1.6 (AT190)	73	12/93→09/97	←	☐; 03/94→		24.5264-0525.3	330926	L= 525
1.6 (AT190)	85	12/93→09/97	←	☐; 03/94→		24.5264-0526.3	330927	L= 525
1.6 GLI (AT190)	79	04/92→09/97	←					
2.0 D (CT190)	54	04/92→01/96	←					
2.0 GLI (ST191)	98	04/92→09/97	←					
2.0 i (ST191)	93	12/93→09/97	←					
1.6 16V (AT190_)	78	10/95→09/97	←	☐		24.5264-0525.3	330926	L= 525
1.8 (AT191)	79	01/95→09/97	←	☐		24.5264-0526.3	330927	L= 525
2.0 GTi 16V (ST191_)	129	03/94→09/97	←					
2.0 TD (CT190)	61	01/96→09/97	←					
<b>TOYOTA - CARINA E Sportswagon (_T19_) 02/92→09/97</b>								
 <b>Bremssattel</b>								
1.6	85	04/92→09/97	←	☐		24.3571-1713.5	240201	SUM Ø 57 - Halter
1.6 GLI (AT190_)	79	01/93→09/97	←	☐		24.3571-1714.5	240202	SUM Ø 57 - Halter
1.6 i (AT190_)	73	02/95→09/97	←					
1.8 i (AT191_)	79	02/95→09/97	←					
2.0 D (CT190_)	54	01/93→01/96	←					
2.0 TD (CT190_)	61	01/96→09/97	←					
 <b>Bremsschlauch</b>								
1.6	85	04/92→09/97	←	☐; 03/94→		24.5264-0525.3	330926	L= 525
1.6 GLI (AT190_)	79	01/93→09/97	←	☐; 03/94→		24.5264-0526.3	330927	L= 525
2.0 D (CT190_)	54	01/93→01/96	←					
2.0 GLI (ST191_)	98	01/93→09/97	←					
1.6 i (AT190_)	73	02/95→09/97	←	☐		24.5264-0525.3	330926	L= 525
1.8 i (AT191_)	79	02/95→09/97	←	☐		24.5264-0526.3	330927	L= 525
2.0 i (ST191_)	93	05/95→09/97	←	☐				
2.0 TD (CT190_)	61	01/96→09/97	←					



































	kw					! #			
<b>TOYOTA - CARINA E Stufenheck ( _T19_ ) 04/92→09/97</b>									
 <b>Bremssattel</b>									
1.6 (AT190)	73	01/95→09/97	←	☐			24.3571-1713.5	240201	SUM Ø 57 - Halter
1.6 (AT190)	78	10/95→09/97							
1.6 (AT190)	79	01/93→09/97	←	☐			24.3571-1714.5	240202	SUM Ø 57 - Halter
1.6 16V (AT190_)	85	12/94→09/97							
1.8 i 16V (AT191)	79	01/95→09/97							
2.0 D (CT190)	54	08/92→01/96							
2.0 TD (CT190_)	61	01/96→09/97							
 <b>Bremsschlauch</b>									
1.6 (AT190)	73	01/95→09/97	←	☐			24.5264-0525.3	330926	L= 525
1.6 (AT190)	78	10/95→09/97							
1.6 16V (AT190_)	85	12/94→09/97	←	☐			24.5264-0526.3	330927	L= 525
1.8 i 16V (AT191)	79	01/95→09/97							
2.0 GTi 16V (ST191_)	129	03/94→09/97							
2.0 TD (CT190_)	61	01/96→09/97							
1.6 (AT190)	79	01/93→09/97	←	☐; 03/94→			24.5264-0525.3	330926	L= 525
2.0 (ST191)	98	01/93→09/97							
2.0 D (CT190)	54	08/92→01/96	←	☐; 03/94→			24.5264-0526.3	330927	L= 525
2.0 i (ST191)	93	12/92→09/97							
<b>TOYOTA - CELICA ( _T20_ ) 09/93→11/99</b>									
 <b>Bremssattel</b>									
1.8 i 16V (AT200/ST)	85	11/93→11/99	←	☐			24.3571-1713.5	240201	SUM Ø 57 - Halter
			←	☐			24.3571-1714.5	240202	SUM Ø 57 - Halter
<b>TOYOTA - CELICA ( _T23_ ) 08/99→09/05</b>									
 <b>Bremsschlauch</b>									
1.8 16V TS (ZZT231_)	141	08/99→09/05	→	11/99→	2		24.5264-0245.3	331133	L= 245
1.8 16V VT-i (ZZT230_)	105	08/99→07/05							
<b>TOYOTA - COROLLA ( _E10_ ) 06/91→11/99</b>									
 <b>Bremssattel</b>									
1.3 XLI (EE101_)	55	09/95→04/97	←	☐			24.3541-1705.5	240111	SUM Ø 54 - Halter
1.3 XLI 16V (EE101)	65	07/92→09/95	←	☐			24.3541-1706.5	240112	SUM Ø 54 - Halter
2.0 D (CE100_)	53	07/92→04/97	←	☐					
1.6	76	07/92→07/95	←	☐; Raddurchmesser [Zoll]: 14			24.3541-1705.5	240111	SUM Ø 54 - Halter
1.6	85	05/92→07/95	←	☐; Raddurchmesser [Zoll]: 14			24.3541-1706.5	240112	SUM Ø 54 - Halter
1.6 Si (AE101_)	84	09/95→04/97	←	☐; Raddurchmesser [Zoll]: 14					
<b>Zubehörsatz, Bremssattel</b>									
1.3 XLI (EE101_)	55	09/95→04/97					24.0101-5405.2	260063	
1.3 XLI 16V (EE101)	65	07/92→09/95							
2.0 D (CE100_)	53	07/92→04/97							
1.6	76	07/92→07/95		Raddurchmesser [Zoll]: 14			24.0101-5405.2	260063	
1.6	85	05/92→07/95							
1.6 Si (AE101_)	84	09/95→04/97							
 <b>Bremsschlauch</b>									
1.3 12V (EE100_)	53	07/92→04/97	←	→ 05/95	2		24.5235-0275.3	331179	L= 275
			→	→ 05/95	2		24.5235-0275.3	331179	L= 275
1.3 XLI (EE101_)	55	09/95→04/97	←		2		24.5235-0275.3	331179	L= 275
			→		2		24.5260-0280.3	330883	L= 280
1.3 XLI 16V (EE101)	65	07/92→09/95	←		2		24.5235-0275.3	331179	L= 275
			→	→ 05/95	2		24.5235-0275.3	331179	L= 275
			→	06/95→	2		24.5260-0280.3	330883	L= 280
1.6	76	07/92→07/95	←	→ 04/95	2		24.5235-0275.3	331179	L= 275
1.6	85	05/92→07/95	→	→ 05/95	2		24.5235-0275.3	331179	L= 275
2.0 D (CE100_)	53	07/92→04/97	→	06/95→	2		24.5260-0280.3	330883	L= 280
1.6 i 20V (AE101)	117	06/91→08/98	←	05/92→ 05/95	2		24.5235-0275.3	331179	L= 275
			→	05/92→ 05/95	2		24.5235-0275.3	331179	L= 275
1.6 Si (AE101_)	84	09/95→04/97	→		2		24.5260-0280.3	330883	L= 280
<b>TOYOTA - COROLLA ( _E11_ ) 04/97→06/02</b>									
 <b>Bremssattel</b>									
1.4 (EE111_)	63	04/97→02/00	←	☐; 05/97→ 01/00; für Fahrzeuge ohne Schlechtwegeausführung			24.3541-1705.5	240111	SUM Ø 54 - Halter
1.6	81	04/97→02/00							
1.6 Aut. (AE111_)	79	04/97→02/00							
↓									














	kw			 	! #		
<b>TOYOTA - COROLLA (_E11_) 04/97→06/02</b>							
 <b>Bremssattel</b>							
1.4 (EE111_) 1.6 1.6 Aut. (AE111_)	63 81 79	04/97→02/00 04/97→02/00 04/97→02/00	←	☐; 05/97→ 01/00; für Fahrzeuge ohne Schlechtwegeausführung		24.3541-1706.5 240112	SUM Ø 54 - Halter
1.4 16V (ZZE111_) 1.6 16V (ZZE112_)	71 81	02/00→11/01 02/00→11/01	←	☐; für Fahrzeuge ohne Schlechtwegeausführung		24.3541-1705.5 240111	SUM Ø 54 - Halter
			←	☐; für Fahrzeuge ohne Schlechtwegeausführung		24.3541-1706.5 240112	SUM Ø 54 - Halter
			→	☐; Made in Großbritannien		24.3387-1737.5 240703	TRW Ø 38 - Halter
			→	☐; Made in Großbritannien		24.3387-1738.5 240704	TRW Ø 38 - Halter
1.6 i 20V (AE111)	121	08/98→08/00	←	☐; → 01/00; für Fahrzeuge ohne Schlechtwegeausführung		24.3541-1705.5 240111	SUM Ø 54 - Halter
			←	☐; → 01/00; für Fahrzeuge ohne Schlechtwegeausführung		24.3541-1706.5 240112	SUM Ø 54 - Halter
1.8	85	08/98→06/02	←	☐; → 12/01		24.3541-1705.5 240111	SUM Ø 54 - Halter
			←	☐; → 12/01		24.3541-1706.5 240112	SUM Ø 54 - Halter
1.9 D (WZE110_)	51	02/00→11/01	←	☐		24.3541-1705.5 240111	SUM Ø 54 - Halter
			←	☐		24.3541-1706.5 240112	SUM Ø 54 - Halter
			→	☐; Made in Großbritannien		24.3387-1737.5 240703	TRW Ø 38 - Halter
			→	☐; Made in Großbritannien		24.3387-1738.5 240704	TRW Ø 38 - Halter
2.0 D (CE110_)	53	04/97→02/00	←	☐; 05/97→ 01/00		24.3541-1705.5 240111	SUM Ø 54 - Halter
			←	☐; 05/97→ 01/00		24.3541-1706.5 240112	SUM Ø 54 - Halter
2.0 D-4D (CDE110_)	66	09/00→11/01	←	☐		24.3541-1705.5 240111	SUM Ø 54 - Halter
			←	☐		24.3541-1706.5 240112	SUM Ø 54 - Halter
 <b>Bremsschlauch</b>							
1.3	55	05/97→10/01	→	→ 02/00; für Fahrzeuge mit Trommelbremse an der Hinterachse	2	24.5260-0280.3 330883	L= 280
1.4 (EE111_) 1.6 1.6 Aut. (AE111_)	63 81 79	04/97→02/00 04/97→02/00 04/97→02/00	→	05/97→ 01/00; für Fahrzeuge mit Trommelbremse an der Hinterachse	2	24.5260-0280.3 330883	L= 280
1.6 i 20V (AE111)	121	08/98→08/00	→	→ 01/00; für Fahrzeuge mit Trommelbremse an der Hinterachse	2	24.5260-0280.3 330883	L= 280
<b>TOYOTA - COROLLA (_E12_) 01/01→02/07</b>							
 <b>Bremssattel</b>							
1.4 D (NDE120_) 1.8 VVTi 1.8 VVTL-i TS (ZZE123_) 1.8 VVTL-i TS (ZZE123_)	66 100 160 165	07/04→02/07 06/04→02/07 10/05→12/06 02/05→02/07	←	☐; → 10/06		24.3571-1755.5 240409	TRW Ø 57 - Halter
			←	☐; → 10/06		24.3571-1756.5 240410	TRW Ø 57 - Halter
			→	☐; → 10/06		24.3341-1703.5 240443	Ø 34 - Halter
			→	☐; → 10/06		24.3341-1704.5 240444	Ø 34 - Halter
1.4 VVT-i (ZZE120_)	71	01/02→12/06	←	☐; 02/02→ 05/04; Made in Großbritannien		24.3571-1755.5 240409	TRW Ø 57 - Halter
			←	☐; 06/04→ 10/06		24.3571-1755.5 240409	TRW Ø 57 - Halter
			←	☐; 06/04→ 10/06		24.3571-1756.5 240410	TRW Ø 57 - Halter
			←	☐; 02/02→ 05/04; Made in Großbritannien		24.3571-1756.5 240410	TRW Ø 57 - Halter
			→	☐; 06/04→ 10/06		24.3341-1703.5 240443	Ø 34 - Halter
			→	☐; 02/02→ 05/04; Made in Großbritannien		24.3341-1703.5 240443	Ø 34 - Halter
			→	☐; 06/04→ 10/06		24.3341-1704.5 240444	Ø 34 - Halter
			→	☐; 02/02→ 05/04; Made in Großbritannien		24.3341-1704.5 240444	Ø 34 - Halter
1.6 VVT-i (ZZE121_)	81	01/02→12/06	←	☐; 06/04→ 10/06		24.3571-1755.5 240409	TRW Ø 57 - Halter
			←	☐; 08/02→ 05/04; Made in Großbritannien		24.3571-1755.5 240409	TRW Ø 57 - Halter
			←	☐; 06/04→ 10/06		24.3571-1756.5 240410	TRW Ø 57 - Halter
			←	☐; 08/02→ 05/04; Made in Großbritannien		24.3571-1756.5 240410	TRW Ø 57 - Halter
			→	☐; 06/04→ 10/06		24.3341-1703.5 240443	Ø 34 - Halter
↓							


























	kw			 	! #			
<b>TOYOTA - COROLLA (_E12_) 01/01→02/07</b>								
 <b>Bremssattel</b>								
1.6 VVT-i (ZZE121_)	81	01/02→12/06	➡	☐; 08/02→05/04; Made in Großbritannien		24.3341-1703.5	240443	Ø 34 - Halter
			➡	☐; 08/02→05/04; Made in Großbritannien		24.3341-1704.5	240444	Ø 34 - Halter
			➡	☐; 06/04→10/06		24.3341-1704.5	240444	Ø 34 - Halter
1.8 4WD	100	12/01→02/07	←	☐; → 12/01		24.3541-1705.5	240111	SUM Ø 54 - Halter
			←	☐; → 12/01		24.3541-1706.5	240112	SUM Ø 54 - Halter
1.8 VVTL-i TS 2.0 D-4D (CDE120R_ CDE120L_)	141 81	01/02→02/07 01/02→12/06	←	☐; → 05/04; Made in Großbritannien		24.3571-1755.5	240409	TRW Ø 57 - Halter
			←	☐; → 05/04; Made in Großbritannien		24.3571-1756.5	240410	TRW Ø 57 - Halter
			➡	☐; → 05/04; Made in Großbritannien		24.3341-1703.5	240443	Ø 34 - Halter
			➡	☐; → 05/04; Made in Großbritannien		24.3341-1704.5	240444	Ø 34 - Halter
2.0 D-4D (CDE120_)	66	01/02→12/06	←	☐; 08/02→05/04; Made in Großbritannien		24.3571-1755.5	240409	TRW Ø 57 - Halter
			←	☐; 08/02→05/04; Made in Großbritannien		24.3571-1756.5	240410	TRW Ø 57 - Halter
			➡	☐; 08/02→05/04; Made in Großbritannien		24.3341-1703.5	240443	Ø 34 - Halter
			➡	☐; 08/02→05/04; Made in Großbritannien		24.3341-1704.5	240444	Ø 34 - Halter
2.0 D-4D (CDE120R_ CDE120L_)	85	05/03→02/07	←	☐; → 05/04; Made in Großbritannien		24.3571-1755.5	240409	TRW Ø 57 - Halter
			←	☐; 06/04→10/06		24.3571-1755.5	240409	TRW Ø 57 - Halter
			←	☐; → 05/04; Made in Großbritannien		24.3571-1756.5	240410	TRW Ø 57 - Halter
			←	☐; 06/04→10/06		24.3571-1756.5	240410	TRW Ø 57 - Halter
			➡	☐; 06/04→10/06		24.3341-1703.5	240443	Ø 34 - Halter
			➡	☐; → 05/04; Made in Großbritannien		24.3341-1703.5	240443	Ø 34 - Halter
			➡	☐; 06/04→10/06		24.3341-1704.5	240444	Ø 34 - Halter
			➡	☐; → 05/04; Made in Großbritannien		24.3341-1704.5	240444	Ø 34 - Halter
 <b>Bremsschlauch</b>								
1.4 D (NDE120_)	66	07/04→02/07	←	☐; → 10/06		24.5262-0575.3	330922	L= 575
			←	☐; → 10/06		24.5262-0576.3	330923	L= 575
1.8 VVTi	100	06/04→02/07	←	☐; → 10/06		24.5262-0576.3	330923	L= 575
1.8 VVTL-i TS (ZZE123_)	160	10/05→12/06	➡	→ 10/06	2	24.5264-0221.3	330995	L= 221,5
			➡	→ 10/06	2	24.5264-0221.3	330995	L= 221,5
1.8 VVTL-i TS (ZZE123_)	165	02/05→02/07	➡	→ 10/06	2	24.5264-0221.3	330995	L= 221,5
1.4 VVT-i (ZZE120_)	71	01/02→12/06	←	☐; 06/04→10/06		24.5262-0575.3	330922	L= 575
			←	☐; 06/04→10/06		24.5262-0576.3	330923	L= 575
1.6 VVT-i (ZZE121_)	81	01/02→12/06	➡	06/04→10/06	2	24.5264-0221.3	330995	L= 221,5
			➡	→ 05/04	2	24.5264-0221.3	330995	L= 221,5
			➡	☐; 06/04→10/06		24.5262-0575.3	330922	L= 575
1.6 VVTi	91	10/06→02/07	➡	☐ / am Bremssattel / außen; 11/06→		24.5235-0128.3	331324	L= 128
			➡	☐ / am Bremssattel / außen; 11/06→		24.5235-0160.3	331325	L= 160
			➡	innen; 11/06→	2	24.5274-0180.3	330941	L= 180
1.8 VVTL-i TS 2.0 D-4D (CDE120R_ CDE120L_)	141 81	01/02→02/07 01/02→12/06	←	☐; → 05/04		24.5262-0575.3	330922	L= 575
			←	☐; → 05/04		24.5262-0576.3	330923	L= 575
2.0 D-4D (CDE120_)	66	01/02→12/06	➡	→ 05/04	2	24.5264-0221.3	330995	L= 221,5
			←	☐; 08/02→05/04		24.5262-0575.3	330922	L= 575
			←	☐; 08/02→05/04		24.5262-0576.3	330923	L= 575
2.0 D-4D (CDE120R_ CDE120L_)	85	05/03→02/07	➡	08/02→05/04	2	24.5264-0221.3	330995	L= 221,5
			←	☐; → 05/04		24.5262-0575.3	330922	L= 575
			←	☐; 06/04→10/06		24.5262-0575.3	330922	L= 575
			←	☐; → 05/04		24.5262-0576.3	330923	L= 575
			←	☐; 06/04→10/06		24.5262-0576.3	330923	L= 575
			➡	→ 05/04	2	24.5264-0221.3	330995	L= 221,5
1.4 D4-D (NDE120_)	66	07/04→02/07	←	☐; → 10/06		24.3571-1755.5	240409	TRW Ø 57 - Halter
			←	☐; → 10/06		24.3571-1756.5	240410	TRW Ø 57 - Halter
1.8	100	06/04→02/07	←	☐; → 10/06		24.3571-1756.5	240410	TRW Ø 57 - Halter
<b>TOYOTA - COROLLA Combi (_E12_) 03/01→02/07</b>								
 <b>Bremssattel</b>								
1.4 D4-D (NDE120_)	66	07/04→02/07	←	☐; → 10/06		24.3571-1755.5	240409	TRW Ø 57 - Halter
			←	☐; → 10/06		24.3571-1756.5	240410	TRW Ø 57 - Halter
1.8	100	06/04→02/07	←	☐; → 10/06		24.3571-1756.5	240410	TRW Ø 57 - Halter

	kw			 	! #			
<b>TOYOTA - COROLLA Combi ( E12_ ) 03/01→02/07</b>								
<b> Bremssattel</b>								
1.4 D4-D (NDE120_) 1.8	66	07/04→02/07	➡	☐; → 10/06		24.3341-1703.5	240443	Ø 34 - Halter
	100	06/04→02/07	➡	☐; → 10/06		24.3341-1704.5	240444	Ø 34 - Halter
1.4 VVT-i (ZZE120_)	71	01/02→02/07	←	☐; 02/02→ 05/04; Made in Großbritannien		24.3571-1755.5	240409	TRW Ø 57 - Halter
			←	☐; 06/04→ 10/06		24.3571-1755.5	240409	TRW Ø 57 - Halter
			←	☐; 06/04→ 10/06		24.3571-1756.5	240410	TRW Ø 57 - Halter
			←	☐; 02/02→ 05/04; Made in Großbritannien		24.3571-1756.5	240410	TRW Ø 57 - Halter
			➡	☐; 06/04→ 10/06		24.3341-1703.5	240443	Ø 34 - Halter
			➡	☐; 02/02→ 05/04; Made in Großbritannien		24.3341-1703.5	240443	Ø 34 - Halter
			➡	☐; 06/04→ 10/06		24.3341-1704.5	240444	Ø 34 - Halter
			➡	☐; 02/02→ 05/04; Made in Großbritannien		24.3341-1704.5	240444	Ø 34 - Halter
1.6 VVT-i (ZZE121_)	81	01/02→02/07	←	☐; 06/04→ 10/06		24.3571-1755.5	240409	TRW Ø 57 - Halter
			←	☐; 08/02→ 05/04; Made in Großbritannien		24.3571-1755.5	240409	TRW Ø 57 - Halter
			←	☐; 06/04→ 10/06		24.3571-1756.5	240410	TRW Ø 57 - Halter
			←	☐; 08/02→ 05/04; Made in Großbritannien		24.3571-1756.5	240410	TRW Ø 57 - Halter
			➡	☐; 06/04→ 10/06		24.3341-1703.5	240443	Ø 34 - Halter
			➡	☐; 08/02→ 05/04; Made in Großbritannien		24.3341-1703.5	240443	Ø 34 - Halter
			➡	☐; 08/02→ 05/04; Made in Großbritannien		24.3341-1704.5	240444	Ø 34 - Halter
1.8 4WD	100	12/01→02/07	←	☐; → 12/01		24.3541-1705.5	240111	SUM Ø 54 - Halter
			←	☐; → 12/01		24.3541-1706.5	240112	SUM Ø 54 - Halter
			←	☐; 08/02→ 05/04; Made in Großbritannien		24.3571-1755.5	240409	TRW Ø 57 - Halter
			←	☐; 08/02→ 05/04; Made in Großbritannien		24.3571-1756.5	240410	TRW Ø 57 - Halter
2.0 D-4D (CDE120_)	66	01/02→02/07	➡	☐; 08/02→ 05/04; Made in Großbritannien		24.3341-1703.5	240443	Ø 34 - Halter
			➡	☐; 08/02→ 05/04; Made in Großbritannien		24.3341-1704.5	240444	Ø 34 - Halter
			←	☐; 08/02→ 05/04; Made in Großbritannien		24.3571-1755.5	240409	TRW Ø 57 - Halter
			←	☐; 08/02→ 05/04; Made in Großbritannien		24.3571-1756.5	240410	TRW Ø 57 - Halter
2.0 D-4D (CDE120_)	85	04/04→02/07	←	☐; → 05/04; Made in Großbritannien		24.3571-1755.5	240409	TRW Ø 57 - Halter
			←	☐; 06/04→ 10/06		24.3571-1755.5	240409	TRW Ø 57 - Halter
			←	☐; → 05/04; Made in Großbritannien		24.3571-1756.5	240410	TRW Ø 57 - Halter
			←	☐; 06/04→ 10/06		24.3571-1756.5	240410	TRW Ø 57 - Halter
			➡	☐; 06/04→ 10/06		24.3341-1703.5	240443	Ø 34 - Halter
			➡	☐; → 05/04; Made in Großbritannien		24.3341-1703.5	240443	Ø 34 - Halter
			➡	☐; 06/04→ 10/06		24.3341-1704.5	240444	Ø 34 - Halter
			➡	☐; → 05/04; Made in Großbritannien		24.3341-1704.5	240444	Ø 34 - Halter
<b> Bremsschlauch</b>								
1.4 D4-D (NDE120_) 1.8	66 100	07/04→02/07 06/04→02/07	←	☐; → 10/06		24.5262-0575.3	330922	L= 575
			←	☐; → 10/06		24.5262-0576.3	330923	L= 575
			➡	→ 10/06	2	24.5264-0221.3	330995	L= 221,5
1.4 VVT-i (ZZE120_) 1.6 VVT-i (ZZE121_)	71 81	01/02→02/07 01/02→02/07	←	☐; 06/04→ 10/06		24.5262-0575.3	330922	L= 575
			←	☐; 06/04→ 10/06		24.5262-0576.3	330923	L= 575
			➡	06/04→ 10/06	2	24.5264-0221.3	330995	L= 221,5
			➡	→ 05/04	2	24.5264-0221.3	330995	L= 221,5
2.0 D-4D (CDE120_)	66	01/02→02/07	←	☐; 08/02→ 05/04		24.5262-0575.3	330922	L= 575
			←	☐; 08/02→ 05/04		24.5262-0576.3	330923	L= 575
			➡	08/02→ 05/04	2	24.5264-0221.3	330995	L= 221,5
2.0 D-4D (CDE120_)	85	04/04→02/07	←	☐; → 05/04		24.5262-0575.3	330922	L= 575
			←	☐; 06/04→ 10/06		24.5262-0575.3	330922	L= 575
			←	☐; → 05/04		24.5262-0576.3	330923	L= 575
↓								











	kw					! #		
<b>TOYOTA - COROLLA Combi ( _E12_ ) 03/01→02/07</b>								
 <b>Bremsschlauch</b>								
2.0 D-4D (CDE120_)	85	04/04→02/07	←	☐; 06/04→ 10/06		2	24.5262-0576.3 330923	L= 575
			→	05/04		2	24.5264-0221.3 330995	L= 221,5
			→	06/04→ 10/06		2	24.5264-0221.3 330995	L= 221,5
<b>TOYOTA - COROLLA Compact ( _E10_ ) 05/92→11/99</b>								
 <b>Bremssattel</b>								
1.3 XLI (EE101_)	55	09/95→04/97	←	☐			24.3541-1705.5 240111	SUM Ø 54 - Halter
1.3 XLI 16V (EE101)	65	07/92→09/95	←	☐			24.3541-1706.5 240112	SUM Ø 54 - Halter
1.8 GT (AE102_)	86	11/92→05/95	←	☐				
1.8 GTi 4WD	81	11/92→04/95						
2.0 D (CE100_)	53	07/92→04/97						
1.6 i (AE101)	78	09/94→11/99	←	☐; → 04/97; Raddurchmesser [Zoll]: 14			24.3541-1705.5 240111	SUM Ø 54 - Halter
			←	☐; → 04/97; Raddurchmesser [Zoll]: 14			24.3541-1706.5 240112	SUM Ø 54 - Halter
1.6 Si (AE101_)	84	07/92→04/97	←	☐; Raddurchmesser [Zoll]: 14			24.3541-1705.5 240111	SUM Ø 54 - Halter
			←	☐; Raddurchmesser [Zoll]: 14			24.3541-1706.5 240112	SUM Ø 54 - Halter
<b>Zubehörsatz, Bremssattel</b>								
1.3 XLI (EE101_)	55	09/95→04/97					24.0101-5405.2 260063	
1.3 XLI 16V (EE101)	65	07/92→09/95						
1.8 GT (AE102_)	86	11/92→05/95						
1.8 GTi 4WD	81	11/92→04/95						
2.0 D (CE100_)	53	07/92→04/97						
1.6 i (AE101)	78	09/94→11/99		→ 04/97; Raddurchmesser [Zoll]: 14			24.0101-5405.2 260063	
1.6 Si (AE101_)	84	07/92→04/97		Raddurchmesser [Zoll]: 14			24.0101-5405.2 260063	
 <b>Bremsschlauch</b>								
1.3 12V (EE100_)	53	07/92→05/95	←			2	24.5235-0275.3 331179	L= 275
			→			2	24.5235-0275.3 331179	L= 275
1.3 XLI (EE101_)	55	09/95→04/97	←			2	24.5235-0275.3 331179	L= 275
			→			2	24.5260-0280.3 330883	L= 280
1.3 XLI 16V (EE101)	65	07/92→09/95	←			2	24.5235-0275.3 331179	L= 275
			→	05/95		2	24.5235-0275.3 331179	L= 275
			→	06/95→		2	24.5260-0280.3 330883	L= 280
1.6 i (AE101)	78	09/94→11/99	←	→ 04/95		2	24.5235-0275.3 331179	L= 275
			→	05/95		2	24.5235-0275.3 331179	L= 275
			→	06/95→ 04/97		2	24.5260-0280.3 330883	L= 280
1.6 Si (AE101_)	84	07/92→04/97	←	→ 04/95		2	24.5235-0275.3 331179	L= 275
2.0 D (CE100_)	53	07/92→04/97	→	05/95		2	24.5235-0275.3 331179	L= 275
			→	06/95→		2	24.5260-0280.3 330883	L= 280
<b>TOYOTA - COROLLA Compact ( _E11_ ) 04/97→01/02</b>								
 <b>Bremssattel</b>								
1.4 (EE111_)	63	04/97→02/00	←	☐; 05/97→ 01/00; für Fahrzeuge ohne Schlechtwegeausführung			24.3541-1705.5 240111	SUM Ø 54 - Halter
1.6 (AE111_)	81	04/97→02/00	←	☐; 05/97→ 01/00; für Fahrzeuge ohne Schlechtwegeausführung			24.3541-1706.5 240112	SUM Ø 54 - Halter
1.6 Aut. (AE111_)	79	04/97→02/00	←	☐; 05/97→ 01/00; für Fahrzeuge ohne Schlechtwegeausführung				
1.4 (ZZE111_)	71	02/00→01/02	←	☐; → 12/01; für Fahrzeuge ohne Schlechtwegeausführung			24.3541-1705.5 240111	SUM Ø 54 - Halter
1.6 (ZZE112_)	81	02/00→01/02	←	☐; → 12/01; für Fahrzeuge ohne Schlechtwegeausführung			24.3541-1706.5 240112	SUM Ø 54 - Halter
			→	☐; → 12/01; Made in Großbritannien			24.3387-1737.5 240703	TRW Ø 38 - Halter
			→	☐; → 12/01; Made in Großbritannien			24.3387-1738.5 240704	TRW Ø 38 - Halter
1.9 D (WZE110_)	51	02/00→01/02	←	☐; → 12/01			24.3541-1705.5 240111	SUM Ø 54 - Halter
			←	☐; → 12/01			24.3541-1706.5 240112	SUM Ø 54 - Halter
			→	☐; → 12/01; Made in Großbritannien			24.3387-1737.5 240703	TRW Ø 38 - Halter
			→	☐; → 12/01; Made in Großbritannien			24.3387-1738.5 240704	TRW Ø 38 - Halter
2.0 D (CE110_)	53	04/97→02/00	←	☐; 05/97→ 01/00			24.3541-1705.5 240111	SUM Ø 54 - Halter
			←	☐; 05/97→ 01/00			24.3541-1706.5 240112	SUM Ø 54 - Halter
↓								


















	kw					! #		
<b>TOYOTA - COROLLA Compact ( _E11_ ) 04/97→01/02</b>								
 <b>Bremssattel</b>								
2.0 D-4D (CDE110_)	66	09/00→01/02	←	☐; → 12/01		24.3541-1705.5	240111	SUM Ø 54 - Halter
			←	☐; → 12/01		24.3541-1706.5	240112	SUM Ø 54 - Halter
 <b>Bremsschlauch</b>								
1.4 (EE111_)	63	04/97→02/00	→	05/97→ 01/00;	2	24.5260-0280.3	330883	L= 280
1.6 (AE111_)	81	04/97→02/00		für Fahrzeuge mit Trommelbremse an				
1.6 Aut. (AE111_)	79	04/97→02/00		der Hinterachse				
<b>TOYOTA - COROLLA LEVIN Coupe ( _E10_ ) 06/91→08/97</b>								
 <b>Bremsschlauch</b>								
1.6 GT	85	06/91→08/97	←	05/92→ 05/95	2	24.5235-0275.3	331179	L= 275
			→	05/92→ 05/95	2	24.5235-0275.3	331179	L= 275
<b>TOYOTA - COROLLA Liftback ( _E10_ ) 05/92→04/97</b>								
 <b>Bremssattel</b>								
1.3 XLI (EE101_)	65	07/92→04/97	←	☐		24.3541-1705.5	240111	SUM Ø 54 - Halter
1.8 GT (AE102_)	86	11/92→05/95	←	☐		24.3541-1706.5	240112	SUM Ø 54 - Halter
2.0 D (CE100_)	53	07/92→04/97	←	☐; Raddurchmesser [Zoll]: 14		24.3541-1705.5	240111	SUM Ø 54 - Halter
1.6 GLI (AE101_)	84	07/92→04/97	←	☐; Raddurchmesser [Zoll]: 14		24.3541-1706.5	240112	SUM Ø 54 - Halter
<b>Zubehörsatz, Bremssattel</b>								
1.3 XLI (EE101_)	65	07/92→04/97				24.0101-5405.2	260063	
1.8 GT (AE102_)	86	11/92→05/95						
2.0 D (CE100_)	53	07/92→04/97						
1.6 GLI (AE101_)	84	07/92→04/97		Raddurchmesser [Zoll]: 14		24.0101-5405.2	260063	
 <b>Bremsschlauch</b>								
1.3 12V (EE100_)	53	07/92→05/95	←		2	24.5235-0275.3	331179	L= 275
			→		2	24.5235-0275.3	331179	L= 275
1.3 XLI (EE101_)	65	07/92→04/97	←		2	24.5235-0275.3	331179	L= 275
			→	→ 05/95	2	24.5235-0275.3	331179	L= 275
			→	06/95→	2	24.5260-0280.3	330883	L= 280
1.6 GLI (AE101_)	84	07/92→04/97	←	→ 04/95	2	24.5235-0275.3	331179	L= 275
2.0 D (CE100_)	53	07/92→04/97	→	→ 05/95	2	24.5235-0275.3	331179	L= 275
			→	06/95→	2	24.5260-0280.3	330883	L= 280
<b>TOYOTA - COROLLA Liftback ( _E11_ ) 04/97→01/02</b>								
 <b>Bremssattel</b>								
1.4 (EE111_)	63	04/97→02/00	←	☐; 05/97→ 01/00;		24.3541-1705.5	240111	SUM Ø 54 - Halter
1.6 (AE111_)	81	04/97→02/00		für Fahrzeuge ohne Schlechtwegeaus-				
1.6 Aut. (AE111_)	79	04/97→02/00	←	☐; 05/97→ 01/00;		24.3541-1706.5	240112	SUM Ø 54 - Halter
				für Fahrzeuge ohne Schlechtwegeaus-				
1.4 (ZZE111_)	71	02/00→01/02	←	☐; → 12/01;		24.3541-1705.5	240111	SUM Ø 54 - Halter
1.6 (ZZE112_)	81	02/00→01/02		für Fahrzeuge ohne Schlechtwegeaus-				
			←	☐; → 12/01;		24.3541-1706.5	240112	SUM Ø 54 - Halter
			→	☐; → 12/01; Made in Groß Britannien		24.3387-1737.5	240703	TRW Ø 38 - Halter
			→	☐; → 12/01; Made in Groß Britannien		24.3387-1738.5	240704	TRW Ø 38 - Halter
1.9 D (WZE110_)	51	02/00→01/02	←	☐; → 12/01		24.3541-1705.5	240111	SUM Ø 54 - Halter
			←	☐; → 12/01		24.3541-1706.5	240112	SUM Ø 54 - Halter
			→	☐; → 12/01; Made in Groß Britannien		24.3387-1737.5	240703	TRW Ø 38 - Halter
			→	☐; → 12/01; Made in Groß Britannien		24.3387-1738.5	240704	TRW Ø 38 - Halter
2.0 D (CE110)	53	04/97→02/00	←	☐; 05/97→ 01/00		24.3541-1705.5	240111	SUM Ø 54 - Halter
			←	☐; 05/97→ 01/00		24.3541-1706.5	240112	SUM Ø 54 - Halter
2.0 D-4D (CDE110_)	66	09/00→01/02	←	☐; → 12/01		24.3541-1705.5	240111	SUM Ø 54 - Halter
			←	☐; → 12/01		24.3541-1706.5	240112	SUM Ø 54 - Halter
↓								
















	kw			 	! #		
<b>TOYOTA - COROLLA Liftback ( _E11_ ) 04/97→01/02</b>							
 <b>Bremsschlauch</b>							
1.4 (EE111_) 1.6 (AE111_) 1.6 Aut. (AE111_)	63 81 79	04/97→02/00 04/97→02/00 04/97→02/00	➔	05/97→ 01/00; für Fahrzeuge mit Trommelbremse an der Hinterachse	2	24.5260-0280.3 330883	L= 280
<b>TOYOTA - COROLLA Stufenheck ( _E12_ ) 08/00→03/08</b>							
 <b>Bremssattel</b>							
1.4 D-4D 1.4 D-4D (NDE120_) 2.0 D-4D (CDE120_)	55 66 85	07/04→07/07 07/04→07/07 06/04→07/07	←	☐; → 10/06		24.3571-1755.5 240409	TRW Ø 57 - Halter
			←	☐; → 10/06		24.3571-1756.5 240410	TRW Ø 57 - Halter
			➔	☐; → 10/06		24.3341-1703.5 240443	Ø 34 - Halter
			➔	☐; → 10/06		24.3341-1704.5 240444	Ø 34 - Halter
1.4 VVT-i (ZZE120_) 1.6 VVT-i (ZZE121_)	71 81	08/02→07/07 08/02→07/07	←	☐; → 05/04; Made in Großbritannien		24.3571-1755.5 240409	TRW Ø 57 - Halter
			←	☐; 06/04→ 10/06		24.3571-1755.5 240409	TRW Ø 57 - Halter
			←	☐; → 05/04; Made in Großbritannien		24.3571-1756.5 240410	TRW Ø 57 - Halter
			←	☐; 06/04→ 10/06		24.3571-1756.5 240410	TRW Ø 57 - Halter
			➔	☐; 06/04→ 10/06		24.3341-1703.5 240443	Ø 34 - Halter
			➔	☐; → 05/04; Made in Großbritannien		24.3341-1703.5 240443	Ø 34 - Halter
			➔	☐; 06/04→ 10/06		24.3341-1704.5 240444	Ø 34 - Halter
			➔	☐; → 05/04; Made in Großbritannien		24.3341-1704.5 240444	Ø 34 - Halter
1.8	100	11/01→07/07	←	☐; 06/04→ 10/06		24.3571-1755.5 240409	TRW Ø 57 - Halter
			←	☐; 06/04→ 10/06		24.3571-1756.5 240410	TRW Ø 57 - Halter
			➔	☐; 06/04→ 10/06		24.3341-1703.5 240443	Ø 34 - Halter
			➔	☐; 06/04→ 10/06		24.3341-1704.5 240444	Ø 34 - Halter
2.0 D-4D (CDE120_)	66	08/02→07/07	←	☐; 05/03→ 05/04; Made in Großbritannien		24.3571-1755.5 240409	TRW Ø 57 - Halter
			←	☐; → 05/04; Made in Großbritannien		24.3571-1755.5 240409	TRW Ø 57 - Halter
			←	☐; → 05/04; Made in Großbritannien		24.3571-1756.5 240410	TRW Ø 57 - Halter
			←	☐; 05/03→ 05/04; Made in Großbritannien		24.3571-1756.5 240410	TRW Ø 57 - Halter
			➔	☐; 05/03→ 05/04; Made in Großbritannien		24.3341-1703.5 240443	Ø 34 - Halter
			➔	☐; → 05/04; Made in Großbritannien		24.3341-1703.5 240443	Ø 34 - Halter
			➔	☐; 05/03→ 05/04; Made in Großbritannien		24.3341-1704.5 240444	Ø 34 - Halter
			➔	☐; → 05/04; Made in Großbritannien		24.3341-1704.5 240444	Ø 34 - Halter
 <b>Bremsschlauch</b>							
1.4 D-4D 1.4 D-4D (NDE120_) 2.0 D-4D (CDE120_)	55 66 85	07/04→07/07 07/04→07/07 06/04→07/07	←	☐; → 10/06		24.5262-0575.3 330922	L= 575
			←	☐; → 10/06		24.5262-0576.3 330923	L= 575
			➔	→ 10/06	2	24.5264-0221.3 330995	L= 221,5
1.4 VVT-i (ZZE120_) 1.6 VVT-i (ZZE121_)	71 81	08/02→07/07 08/02→07/07	←	☐; 06/04→ 10/06		24.5262-0575.3 330922	L= 575
			←	☐; 06/04→ 10/06		24.5262-0576.3 330923	L= 575
			➔	06/04→ 10/06	2	24.5264-0221.3 330995	L= 221,5
			➔	→ 05/04	2	24.5264-0221.3 330995	L= 221,5
1.8	100	11/01→07/07	←	☐; 06/04→ 10/06		24.5262-0575.3 330922	L= 575
			←	☐; 06/04→ 10/06		24.5262-0576.3 330923	L= 575
			➔	06/04→ 10/06	2	24.5264-0221.3 330995	L= 221,5
2.0 D-4D (CDE120_)	66	08/02→07/07	←	☐; 05/03→ 05/04		24.5262-0575.3 330922	L= 575
			←	☐; → 05/04		24.5262-0575.3 330922	L= 575
			←	☐; → 05/04		24.5262-0576.3 330923	L= 575
			←	☐; 05/03→ 05/04		24.5262-0576.3 330923	L= 575
			➔	→ 05/04	2	24.5264-0221.3 330995	L= 221,5
			➔	05/03→ 05/04	2	24.5264-0221.3 330995	L= 221,5
<b>TOYOTA - COROLLA Stufenheck ( _E15_ ) 10/06→</b>							
 <b>Bremsschlauch</b>							
1.33 1.3 VVT-i ↓	74 63	01/07→ 03/08→	➔	☐ / am Bremssattel / außen; 10/08→ 05/13		24.5235-0128.3 331324	L= 128













	kw			 	! #		
<b>TOYOTA - COROLLA Stufenheck ( _E15_ ) 10/06→</b>							
 <b>Bremsschlauch</b>							
1.33 1.3 VVT-i	74 63	01/07→ 03/08→	➡	☐ / am Bremssattel / außen; 10/08→ 05/13		24.5235-0160.3 331325	L= 160
			➡	innen; 10/08→ 05/13	2	24.5274-0180.3 330941	L= 180
1.4 D-4D	66	10/06→	➡	☐ / am Bremssattel / außen; 01/09→ 05/13		24.5235-0128.3 331324	L= 128
			➡	☐ / am Bremssattel / außen; 01/09→ 05/13		24.5235-0160.3 331325	L= 160
			➡	innen; 01/09→ 05/13	2	24.5274-0180.3 330941	L= 180
1.4 VVT-i	71	01/07→	➡	☐ / am Bremssattel / außen; → 12/08		24.5235-0128.3 331324	L= 128
1.6 CNG	80	08/07→	➡	☐ / am Bremssattel / außen; → 12/08		24.5235-0160.3 331325	L= 160
1.6 Dual VVTi (ZRE141)	91	01/07→	➡	innen; → 12/08	2	24.5274-0180.3 330941	L= 180
1.6 VVT-i	81	08/07→	➡				
1.6	97	01/09→	➡	☐ / am Bremssattel / außen; → 05/13		24.5235-0128.3 331324	L= 128
2.0 D-4D	93	01/07→	➡	☐ / am Bremssattel / außen; → 05/13		24.5235-0160.3 331325	L= 160
			➡	innen; → 05/13	2	24.5274-0180.3 330941	L= 180
<b>TOYOTA - COROLLA Verso ( _E12_ ) 07/01→07/04</b>							
 <b>Bremssattel</b>							
2.0 D-4D (CDE120_)	85	09/01→07/04	←	☐; 06/04→		24.3571-1755.5 240409	TRW Ø 57 - Halter
			←	☐; 06/04→		24.3571-1756.5 240410	TRW Ø 57 - Halter
			➡	☐; 06/04→		24.3341-1703.5 240443	Ø 34 - Halter
			➡	☐; 06/04→		24.3341-1704.5 240444	Ø 34 - Halter
 <b>Bremsschlauch</b>							
1.6 VVT-i (ZZE121_)	81	01/02→05/04	←	☐; 06/02→		24.5262-0575.3 330922	L= 575
2.0 D-4D (CDE120_)	66	01/02→05/04	←	☐; 06/02→		24.5262-0576.3 330923	L= 575
			➡		2	24.5264-0221.3 330995	L= 221,5
1.8 VVT-i (ZZE122_)	99	01/02→05/04	➡		2	24.5264-0221.3 330995	L= 221,5
2.0 D-4D (CDE120_)	85	09/01→07/04	←	☐; 06/04→		24.5262-0575.3 330922	L= 575
			←	☐; 06/04→		24.5262-0576.3 330923	L= 575
			➡	06/04→	2	24.5264-0221.3 330995	L= 221,5
<b>TOYOTA - COROLLA Verso (ZER_, ZZE12_, R1_) 03/04→04/09</b>							
 <b>Bremssattel</b>							
1.4 D-4D	66	03/04→03/09	←	☐; 06/04→ 10/06		24.3571-1755.5 240409	TRW Ø 57 - Halter
			←	☐; 06/04→ 10/06		24.3571-1756.5 240410	TRW Ø 57 - Halter
			➡	☐; 06/04→ 10/06		24.3341-1703.5 240443	Ø 34 - Halter
			➡	☐; 06/04→ 10/06		24.3341-1704.5 240444	Ø 34 - Halter
1.6 (ZNR10_)	81	04/04→03/09	←	☐; 09/04→		24.3571-1759.5 240459	Ø 57 - Halter
1.8	92	03/04→03/09	←	☐; 05/04→ 08/04		24.3571-1759.5 240459	Ø 57 - Halter
1.8 (ZNR11_)	95	04/04→03/09	←	☐; 09/04→		24.3571-1760.5 240460	Ø 57 - Halter
2.0 D-4D (CUR10_)	85	04/04→03/09	←	☐; 05/04→ 08/04		24.3571-1760.5 240460	Ø 57 - Halter
			←				
2.2 D-4D (AUR10_)	100	10/05→03/09	←	☐		24.3571-1759.5 240459	Ø 57 - Halter
2.2 D-4D (AUR10_)	130	10/05→03/09	←	☐		24.3571-1760.5 240460	Ø 57 - Halter
			←				
 <b>Bremsschlauch</b>							
1.4 D-4D	66	03/04→03/09	←	☐; 06/04→ 10/06		24.5262-0575.3 330922	L= 575
			←	☐; 06/04→ 10/06		24.5262-0576.3 330923	L= 575
			➡	06/04→ 10/06	2	24.5264-0221.3 330995	L= 221,5
1.6 (ZNR10_)	81	04/04→03/09	←	☐; 05/04→		24.5262-0575.3 330922	L= 575
1.8	92	03/04→03/09	←	☐; 05/04→		24.5262-0576.3 330923	L= 575
1.8 (ZNR11_)	95	04/04→03/09	←	☐; 05/04→		24.5262-0576.3 330923	L= 575
2.0 D-4D (CUR10_)	85	04/04→03/09	➡	05/04→	2	24.5275-0200.3 330942	L= 200
2.2 D-4D (AUR10_)	100	10/05→03/09	←	☐		24.5262-0575.3 330922	L= 575
2.2 D-4D (AUR10_)	130	10/05→03/09	←	☐		24.5262-0576.3 330923	L= 575
			➡		2	24.5275-0200.3 330942	L= 200



















	kw			 	! #		
<b>TOYOTA - COROLLA Wagon (E10) 05/92→04/97</b>							
 <b>Bremssattel</b>							
1.3 XLI (EE101_)	55	09/95→04/97	←	☐		24.3541-1705.5 240111	SUM Ø 54 - Halter
1.3 XLI 16V (EE101_)	65	07/92→09/95	←	☐		24.3541-1706.5 240112	SUM Ø 54 - Halter
2.0 D (CE100_)	53	07/92→04/97	←	☐			
1.6 Si (AE101_)	84	07/92→04/97	←	☐; Raddurchmesser [Zoll]: 14		24.3541-1705.5 240111	SUM Ø 54 - Halter
			←	☐; Raddurchmesser [Zoll]: 14		24.3541-1706.5 240112	SUM Ø 54 - Halter
1.8	81	09/92→04/97	←	☐; → 05/95		24.3541-1705.5 240111	SUM Ø 54 - Halter
			←	☐; → 05/95		24.3541-1706.5 240112	SUM Ø 54 - Halter
1.8 16V 4WD (AE103_)	81	09/95→04/97	←	☐		24.3541-1705.5 240111	SUM Ø 54 - Halter
1.8 4WD	92	08/95→04/97	←	☐		24.3541-1706.5 240112	SUM Ø 54 - Halter
<b>Zubehörsatz, Bremssattel</b>							
1.3 XLI (EE101_)	55	09/95→04/97				24.0101-5405.2 260063	
1.3 XLI 16V (EE101_)	65	07/92→09/95					
2.0 D (CE100_)	53	07/92→04/97					
1.6 Si (AE101_)	84	07/92→04/97		Raddurchmesser [Zoll]: 14		24.0101-5405.2 260063	
1.8	81	09/92→04/97		→ 05/95		24.0101-5405.2 260063	
1.8 16V 4WD (AE103_)	81	09/95→04/97				24.0101-5405.2 260063	
1.8 4WD	92	08/95→04/97					
 <b>Bremsschlauch</b>							
1.3 12V (EE100_)	53	07/92→05/95	←		2	24.5235-0275.3 331179	L= 275
			→		2	24.5235-0275.3 331179	L= 275
1.3 XLI (EE101_)	55	09/95→04/97	←		2	24.5235-0275.3 331179	L= 275
			→		2	24.5260-0280.3 330883	L= 280
1.3 XLI 16V (EE101_)	65	07/92→09/95	←		2	24.5235-0275.3 331179	L= 275
			→	→ 05/95	2	24.5235-0275.3 331179	L= 275
			→	06/95→	2	24.5260-0280.3 330883	L= 280
1.6 Si (AE101_)	84	07/92→04/97	←	→ 04/95	2	24.5235-0275.3 331179	L= 275
2.0 D (CE100_)	53	07/92→04/97	→	→ 05/95	2	24.5235-0275.3 331179	L= 275
			→	06/95→	2	24.5260-0280.3 330883	L= 280
1.8 16V 4WD (AE103_)	81	09/95→04/97	→		2	24.5260-0280.3 330883	L= 280
1.8 4WD	92	08/95→04/97					
<b>TOYOTA - COROLLA Wagon (E11) 04/97→10/01</b>							
 <b>Bremssattel</b>							
1.4 (EE111_)	63	04/97→02/00	←	☐; 05/97→ 01/00; für Fahrzeuge ohne Schlechtwegeausführung		24.3541-1705.5 240111	SUM Ø 54 - Halter
1.6 (AE111_)	81	04/97→02/00	←	☐; 05/97→ 01/00; für Fahrzeuge ohne Schlechtwegeausführung		24.3541-1706.5 240112	SUM Ø 54 - Halter
1.6 Aut. (AE111_)	79	04/97→02/00	←	☐; 05/97→ 01/00; für Fahrzeuge ohne Schlechtwegeausführung			
1.4 16V (ZZE111_)	71	02/00→10/01	←	☐; für Fahrzeuge ohne Schlechtwegeausführung		24.3541-1705.5 240111	SUM Ø 54 - Halter
1.6 16V (ZZE112_)	81	02/00→10/01	←	☐; für Fahrzeuge ohne Schlechtwegeausführung		24.3541-1706.5 240112	SUM Ø 54 - Halter
			→	☐; Made in Großbritannien		24.3387-1737.5 240703	TRW Ø 38 - Halter
			→	☐; Made in Großbritannien		24.3387-1738.5 240704	TRW Ø 38 - Halter
1.8	81	10/97→10/01	←	☐		24.3541-1705.5 240111	SUM Ø 54 - Halter
			←	☐		24.3541-1706.5 240112	SUM Ø 54 - Halter
1.8 4WD (AE115_)	81	04/97→10/01	←	☐; 05/97→		24.3541-1705.5 240111	SUM Ø 54 - Halter
			←	☐; 05/97→		24.3541-1706.5 240112	SUM Ø 54 - Halter
1.9 D (WZE110_)	51	02/00→10/01	←	☐		24.3541-1705.5 240111	SUM Ø 54 - Halter
			←	☐		24.3541-1706.5 240112	SUM Ø 54 - Halter
			→	☐; Made in Großbritannien		24.3387-1737.5 240703	TRW Ø 38 - Halter
			→	☐; Made in Großbritannien		24.3387-1738.5 240704	TRW Ø 38 - Halter
2.0 D (CE110_)	53	04/97→02/00	←	☐; 05/97→ 01/00		24.3541-1705.5 240111	SUM Ø 54 - Halter
			←	☐; 05/97→ 01/00		24.3541-1706.5 240112	SUM Ø 54 - Halter
2.0 D-4D (CDE110_)	66	09/00→10/01	←	☐		24.3541-1705.5 240111	SUM Ø 54 - Halter
			←	☐		24.3541-1706.5 240112	SUM Ø 54 - Halter
↓							


























































































	kw					! #		
<b>TOYOTA - COROLLA Wagon ( _E11_ ) 04/97→10/01</b>								
 <b>Bremsschlauch</b>								
1.4 (EE111_) 1.6 (AE111_) 1.6 Aut. (AE111_)	63 81 79	04/97→02/00 04/97→02/00 04/97→02/00	➔	05/97→ 01/00; für Fahrzeuge mit Trommelbremse an der Hinterachse	2	24.5260-0280.3	330883	L= 280
<b>TOYOTA - HIACE / COMMUTER V (TRH2_, KDH2_) 08/04→</b>								
 <b>Bremsschlauch</b>								
2.5 D-4D 2.5 D-4D (KDH222)	75 80	09/06→ 09/06→06/14	←			24.5265-0263.3	331157	L= 263
			←			24.5265-0264.3	331158	L= 263
<b>TOYOTA - HIACE IV Bus ( _H1_, _H2_ ) 08/95→</b>								
 <b>Bremsschlauch</b>								
2.5 D-4D (KLH12_, KLH18_, KLH22_) 2.5 D-4D (KLH12_, KLH22_)	86 70	08/06→ 08/01→	←	☐; 09/06→ ☐; 09/06→		24.5265-0263.3	331157	L= 263
			←			24.5265-0264.3	331158	L= 263
<b>TOYOTA - HIACE IV Kasten (LXH1_, RZH1_, LH1_) 08/95→</b>								
 <b>Bremsschlauch</b>								
2.5 D-4D (KLH12_, KLH22_) 2.5 D-4D (KLH12_, KLH22_)	70 86	09/06→ 09/06→	←	☐ ☐		24.5265-0263.3	331157	L= 263
			←			24.5265-0264.3	331158	L= 263
<b>TOYOTA - HIACE V Kasten (TRH2_, KDH2_) 08/04→</b>								
 <b>Bremsschlauch</b>								
2.5 D-4D 2.5 D-4D 2.5 D-4D 2.5 D-4D (KDH200, KDH220)	70 75 86 80	09/06→ 09/06→ 09/06→ 09/06→	←	☐ ☐ ☐		24.5265-0263.3	331157	L= 263
			←			24.5265-0264.3	331158	L= 263
<b>TOYOTA - HILUX VII Pick-up ( _N1_, _N2_, _N3_ ) 08/04→</b>								
 <b>Bremsschlauch</b>								
2.5 D-4D 2.5 D-4D 4WD 2.5 D-4D 4WD (KUN25_) 2.5 D 4WD (KUN25_) 3.0 D-4D 4WD 3.0 D-4D 4WD (KUN36_) 2.7 4WD 3.0 D (KUN16, KUN26) 3.0 D 4WD (KUN26_) 4.0	106 106 88 75 145 126 118 126 120 175	01/10→ 09/09→ 12/07→ 10/05→ 05/08→12/08 12/07→ 01/05→03/12 10/06→ 08/05→ 08/05→	←	→ 05/15      12/07→	2 2     2	24.5235-0275.3 24.5235-0275.3     24.5235-0275.3	331179 331179     331179	L= 275 L= 275     L= 275
<b>TOYOTA - HILUX Pritsche/Fahrgestell ( _N1_, _N2_ ) 02/05→</b>								
 <b>Bremsschlauch</b>								
3.0 D 4WD	126	02/05→	←	12/07→	2	24.5235-0275.3	331179	L= 275
<b>TOYOTA - MATRIX ( _E13_ ) 01/02→12/07</b>								
 <b>Bremsschlauch</b>								
1.8 VVTi	96	01/02→02/04	➔	02/02→	2	24.5264-0221.3	330995	L= 221,5
<b>TOYOTA - PICNIC ( _XM1_ ) 05/96→12/01</b>								
 <b>Bremsschlauch</b>								
2.0 2.0 (SXM10_) 2.0 (SXM10_) 2.0 16V (SXM10_) 2.2 D (CMX10_)	99 90 100 94 66	09/96→05/01 01/01→12/01 05/96→04/01 05/96→12/01 08/97→12/01	←	☐ ☐ ☐ ☐; 09/97→ ☐; 09/97→ ☐; 09/97→	2 2  2	24.5264-0525.3 24.5264-0526.3 24.5235-0190.3 24.5264-0525.3 24.5264-0526.3 24.5235-0190.3	330926 330927 330916 330926 330927 330916	L= 525 L= 525 L= 190 L= 525 L= 525 L= 190
<b>TOYOTA - PREVIA ( _R3_ ) 02/00→01/06</b>								
 <b>Bremssattel</b>								
2.0 D-4D (CLR30_) ↓	85	03/01→01/06	➔	☐; → 12/05		24.3431-1707.7	220935	TRW Ø 43 - Halter














	kw					! #		
<b>TOYOTA - PREVIA ( _R3_ ) 02/00→01/06</b>								
 <b>Bremssattel</b>								
2.4 (ACR30)	115	08/00→01/06	➔	☐; ➔ 12/05		24.3431-1708.7	220936	TRW Ø 43 - Halter
<b>TOYOTA - PRIUS ( _W3_ ) 04/09→</b>								
 <b>Bremsschlauch</b>								
1.8 Hybrid (ZVW3_)	73	04/09→	➔	☐		24.5296-0720.3	331494	L= 720
<b>TOYOTA - PRIUS Liftback ( _W2_ ) 08/03→03/09</b>								
 <b>Bremsschlauch</b>								
1.5 (NHW2_)	57	08/03→03/09	➔		2	24.5264-0205.3	331059	L= 205
<b>TOYOTA - RAV 4 II ( _A2_ ) 06/00→11/05</b>								
 <b>Bremsschlauch</b>								
1.8 (ZCA25_, ZCA26_)	92	08/00→11/05	➔	☐; 02/01→		24.5265-0557.3	330928	L= 557
			➔	☐; 02/01→		24.5265-0558.3	330929	L= 558
			➔	☐; 02/01→		24.5296-0280.3	331034	L= 280,5
			➔	☐; 02/01→		24.5296-0281.3	331035	L= 280,5
2.0 4WD	110	06/00→11/05	➔	☐		24.5265-0557.3	330928	L= 557
2.4 4WD	112	08/03→11/05	➔	☐		24.5265-0558.3	330929	L= 558
2.4 4WD	120	08/03→11/05	➔	☐		24.5296-0280.3	331034	L= 280,5
			➔	☐		24.5296-0281.3	331035	L= 280,5
2.0 D-4D 4WD (CLA20_, CLA21_)	85	05/01→11/05	➔	☐; 09/01→		24.5265-0557.3	330928	L= 557
			➔	☐; 09/01→		24.5265-0558.3	330929	L= 558
			➔	☐; 09/01→		24.5296-0280.3	331034	L= 280,5
			➔	☐; 09/01→		24.5296-0281.3	331035	L= 280,5
<b>TOYOTA - RAV 4 III ( _A3_ ) 06/05→</b>								
 <b>Bremsschlauch</b>								
2.0 (ZSA35_)	116	12/08→	➔	☐		24.5295-0680.3	331355	L= 680
2.0 4WD (ZSA30_)	116	12/08→	➔	☐		24.5295-0681.3	331356	L= 680
2.0 VVT-i	109	03/09→	➔	☐		24.5275-0287.3	331481	L= 287
2.0 VVT-i 4WD	109	03/09→	➔	☐		24.5275-0289.3	331505	L= 289
2.2 D-4D (ALA35_)	110	12/08→12/13	➔	☐				
2.2 D-4D 4WD (ALA30_)	110	12/08→12/13	➔	☐				
2.5	132	11/08→						
2.5 4WD	132	11/08→						
3.5 4WD	206	08/07→						
2.0 VVT-i 4WD (ACA30_)	112	03/06→	➔	☐; 02/07→		24.5295-0680.3	331355	L= 680
2.2 D-4D 4WD (ALA30_)	100	03/06→	➔	☐; 02/07→		24.5295-0681.3	331356	L= 680
2.2 D-CAT 4WD (ALA30_)	130	03/06→	➔	☐; 02/07→		24.5275-0287.3	331481	L= 287
2.4 VVTi	125	11/05→	➔	☐; 02/07→		24.5275-0289.3	331505	L= 289
2.4 VVTi 4WD	125	11/05→						
3.5 VVTi 4WD	198	11/05→						
3.5 VVTi 4WD (GSA33)	201	11/05→						
<b>TOYOTA - RAV 4 IV ( _A4_ ) 12/12→</b>								
 <b>Bremsschlauch</b>								
2.0 VVT-i	107	12/12→	➔	☐		24.5295-0680.3	331355	L= 680
2.0 VVT-i 4WD (ZSA44_)	111	12/12→	➔	☐		24.5295-0681.3	331356	L= 680
2.2 D4-D 4WD	110	12/12→	➔	☐		24.5275-0287.3	331481	L= 287
2.5 VVT-i 4WD	132	12/12→	➔	☐		24.5275-0289.3	331505	L= 289
<b>TOYOTA - STARLET ( _P9_ ) 01/96→10/99</b>								
 <b>Bremssattel</b>								
1.3 (EP91_, EP95_)	55	01/96→10/99	➔	☐; 05/96→ 07/99; - ABS		24.3481-1793.5	240743	Ø 48 - Halter
			➔	☐; 05/96→ 07/99; - ABS		24.3481-1794.5	240744	Ø 48 - Halter
<b>TOYOTA - URBAN CRUISER ( _P1_ ) 07/07→</b>								
 <b>Bremsschlauch</b>								
1.33 (NSP110_)	74	04/09→	➔	☐		24.5265-0440.3	331351	L= 440
			➔	☐		24.5265-0441.3	331352	L= 440
↓								

	kw			 	! #		
<b>TOYOTA - URBAN CRUISER ( _P1_ ) 07/07→</b>							
 <b>Bremsschlauch</b>							
1.4 D-4D (NLP110_)	66	01/09→04/14	←	☐; 04/09→		24.5265-0440.3 331351	L= 440
1.4 D-4D 4WD (NLP115_)	66	01/09→04/14	←	☐; 04/09→		24.5265-0441.3 331352	L= 440
<b>TOYOTA - VERSO ( _R2_ ) 04/09→</b>							
 <b>Bremsschlauch</b>							
1.6 (ZGR20_)	97	04/09→	→	☐ / innen		24.5261-0130.3 331387	L= 130
1.8 (ZGR21_)	108	04/09→	→	am Bremsattel / außen	2	24.5262-0180.3 331180	L= 180
2.0 D-4D (AUR20_)	93	04/09→					
2.2 D-4D (AUR21_)	110	04/09→					
2.2 D-CAT (AUR21_)	130	04/09→					
<b>TOYOTA - VERSO S ( _P12_ ) 11/10→10/16</b>							
 <b>Bremsschlauch</b>							
1.33 (NSP120_)	70	11/10→10/16	←	☐		24.5265-0440.3 331351	L= 440
1.33 (NSP120_)	73	11/10→10/16	←	☐		24.5265-0441.3 331352	L= 440
1.4 D4-D (NLP121_)	66	11/10→10/16	→	☐ / innen		24.5235-0200.3 331280	L= 198
<b>TOYOTA - VIOS/YARIS Stufenheck ( _P9_ ) 08/05→</b>							
 <b>Bremsschlauch</b>							
1.3 (NCP92_)	63	08/05→	←	☐; 01/06→ 11/11		24.5265-0440.3 331351	L= 440
			←	☐; 01/06→ 11/11		24.5265-0441.3 331352	L= 440
			→	☐; 01/06→ 11/11		24.5235-0200.3 331280	L= 198
<b>TOYOTA - YARIS ( _P1_ ) 01/99→12/05</b>							
 <b>Bremsattel</b>							
1.0 (SCP10_)	48	03/03→09/05	←	☐; 04/03→ 08/05; für Fahrzeuge mit Scheibenbremse an der Hinterachse		24.3511-1711.5 240379	Ø 51 - Halter
			←	☐; 04/03→ 08/05; für Fahrzeuge mit Scheibenbremse an der Hinterachse		24.3511-1712.5 240380	Ø 51 - Halter
1.0 (SCP10_)	50	04/99→09/05	←	☐; 08/99→ 03/03; für Fahrzeuge mit Scheibenbremse an der Hinterachse		24.3511-1711.5 240379	Ø 51 - Halter
			←	☐; 08/99→ 03/03; für Fahrzeuge mit Scheibenbremse an der Hinterachse		24.3511-1712.5 240380	Ø 51 - Halter
1.3 (NCP10_, SCP12_)	63	11/99→10/05	←	☐; → 10/04; für Fahrzeuge mit Scheibenbremse an der Hinterachse		24.3511-1711.5 240379	Ø 51 - Halter
			←	☐; → 10/04; für Fahrzeuge mit Scheibenbremse an der Hinterachse		24.3511-1712.5 240380	Ø 51 - Halter
1.3 (SCP12_)	57	09/03→12/04	←	☐; → 03/03; für Fahrzeuge mit Scheibenbremse an der Hinterachse		24.3511-1711.5 240379	Ø 51 - Halter
1.5 (NCP13_)	78	04/01→09/05	←	☐; → 03/03; für Fahrzeuge mit Scheibenbremse an der Hinterachse		24.3511-1712.5 240380	Ø 51 - Halter
1.3 (SCP12_)	64	08/99→09/05	←	☐; 04/02→ 03/03; für Fahrzeuge mit Scheibenbremse an der Hinterachse		24.3511-1711.5 240379	Ø 51 - Halter
			←	☐; 04/02→ 03/03; für Fahrzeuge mit Scheibenbremse an der Hinterachse		24.3511-1712.5 240380	Ø 51 - Halter
1.4 D-4D (NLP10_)	55	10/01→09/05	←	☐; 12/01→ 08/05; für Fahrzeuge mit Scheibenbremse an der Hinterachse		24.3511-1711.5 240379	Ø 51 - Halter
			←	☐; 12/01→ 08/05; für Fahrzeuge mit Scheibenbremse an der Hinterachse		24.3511-1712.5 240380	Ø 51 - Halter
1.5 (NCP13_)	77	01/03→11/05	←	☐; → 08/05; für Fahrzeuge mit Scheibenbremse an der Hinterachse		24.3511-1711.5 240379	Ø 51 - Halter
			←	☐; → 08/05; für Fahrzeuge mit Scheibenbremse an der Hinterachse		24.3511-1712.5 240380	Ø 51 - Halter
1.5 (NCP13_)	110	03/00→07/05	←	☐; 04/03→ 10/04; für Fahrzeuge mit Scheibenbremse an der Hinterachse		24.3511-1711.5 240379	Ø 51 - Halter
↓							

	kw			 	! #		
<b>TOYOTA - YARIS (P1) 01/99→12/05</b>							
 <b>Bremssattel</b>							
1.5 (NCP13_)	110	03/00→07/05	←	☐; 04/03→ 10/04; für Fahrzeuge mit Scheibenbremse an der Hinterachse		24.3511-1712.5 240380	Ø 51 - Halter
 <b>Bremsschlauch</b>							
1.0 (SCP10_)	48	03/03→09/05	←	☐; 04/03→ 08/05; Made in Japan		24.5277-0530.3 331002	L= 530
			←	☐; 04/03→ 08/05; Made in Japan		24.5277-0531.3 331003	L= 530
			←	☐; 04/03→ 08/05; Made in Frankreich		24.5295-0525.3 331353	L= 525
			←	☐; 04/03→ 08/05; Made in Frankreich		24.5295-0526.3 331354	L= 525
			→	04/03→ 08/05; Made in Japan	2	24.5261-0291.3 330994	L= 291
			→	☐; 04/03→ 08/05; + ABS; Made in Frankreich		24.5263-0592.3 331284	L= 325 L2= 290
			→	☐; 04/03→ 08/05; + ABS; Made in Frankreich		24.5263-0593.3 331285	L= 325 L2= 290
1.0 (SCP10_)	50	04/99→09/05	←	☐; → 03/03; Made in Japan		24.5277-0530.3 331002	L= 530
			←	☐; → 03/03; Made in Japan		24.5277-0531.3 331003	L= 530
			←	☐; → 03/03; Made in Frankreich		24.5295-0525.3 331353	L= 525
			←	☐; → 03/03; Made in Frankreich		24.5295-0526.3 331354	L= 525
			→	→ 03/03; Made in Japan	2	24.5261-0291.3 330994	L= 291
			→	☐; → 03/03; + ABS; Made in Frankreich		24.5263-0592.3 331284	L= 325 L2= 290
			→	☐; → 03/03; + ABS; Made in Frankreich		24.5263-0593.3 331285	L= 325 L2= 290
1.3 (NCP10_, SCP12_)	63	11/99→10/05	←	☐; → 10/04; Made in Japan		24.5277-0530.3 331002	L= 530
			←	☐; → 10/04; Made in Japan		24.5277-0531.3 331003	L= 530
			←	☐; → 10/04; Made in Frankreich		24.5295-0525.3 331353	L= 525
			←	☐; → 10/04; Made in Frankreich		24.5295-0526.3 331354	L= 525
			→	☐; 05/00→ 10/04		24.5263-0440.3 331282	L= 440
			→	☐; 05/00→ 10/04		24.5263-0441.3 331283	L= 440
1.3 (SCP12_)	57	09/03→12/04	←	☐; Made in Japan		24.5277-0530.3 331002	L= 530
			←	☐; Made in Japan		24.5277-0531.3 331003	L= 530
			←	☐; Made in Frankreich		24.5295-0525.3 331353	L= 525
			←	☐; Made in Frankreich		24.5295-0526.3 331354	L= 525
			→	☐; + ABS; Made in Frankreich		24.5263-0592.3 331284	L= 325 L2= 290
			→	☐; + ABS; Made in Frankreich		24.5263-0593.3 331285	L= 325 L2= 290
1.3 (SCP12_)	64	08/99→09/05	←	☐; 04/02→ 08/05; Made in Japan		24.5277-0530.3 331002	L= 530
			←	☐; 04/02→ 08/05; Made in Japan		24.5277-0531.3 331003	L= 530
			←	☐; 04/02→ 08/05; Made in Frankreich		24.5295-0525.3 331353	L= 525
			←	☐; 04/02→ 08/05; Made in Frankreich		24.5295-0526.3 331354	L= 525
			→	☐; 04/02→ 08/05; + ABS; Made in Frankreich		24.5263-0592.3 331284	L= 325 L2= 290
			→	☐; 04/02→ 08/05; + ABS; Made in Frankreich		24.5263-0593.3 331285	L= 325 L2= 290
1.4 D-4D (NLP10_)	55	10/01→09/05	←	☐; 12/01→ 08/05; Made in Japan		24.5277-0530.3 331002	L= 530
			←	☐; 12/01→ 08/05; Made in Japan		24.5277-0531.3 331003	L= 530
			←	☐; 12/01→ 08/05; Made in Frankreich		24.5295-0525.3 331353	L= 525
			←	☐; 12/01→ 08/05; Made in Frankreich		24.5295-0526.3 331354	L= 525
			→	☐; 12/01→ 08/05; + ABS; Made in Frankreich		24.5263-0592.3 331284	L= 325 L2= 290
			→	☐; 12/01→ 08/05; + ABS; Made in Frankreich		24.5263-0593.3 331285	L= 325 L2= 290
			→	☐; 12/01→ 08/05; Made in Japan		24.5263-0594.3 331286	L= 325 L2= 290
1.5 (NCP13_)	77	01/03→11/05	←	☐; → 08/05; Made in Japan		24.5277-0530.3 331002	L= 530
			←	☐; → 08/05; Made in Japan		24.5277-0531.3 331003	L= 530
			←	☐; → 08/05; Made in Frankreich		24.5295-0525.3 331353	L= 525
			←	☐; → 08/05; Made in Frankreich		24.5295-0526.3 331354	L= 525
			→	☐; → 08/05		24.5263-0594.3 331286	L= 325 L2= 290
			→	☐; → 08/05		24.5263-0595.3 331287	L= 325 L2= 290
↓							






































	kw			 	! #			
<b>TOYOTA - YARIS (_P1_) 01/99→12/05</b>								
<b>Bremsschlauch</b>								
1.5 (NCP13_)	78	04/01→09/05	←	☐; → 03/03; Made in Japan	24.5277-0530.3	331002	L= 530	
			←	☐; → 03/03; Made in Japan	24.5277-0531.3	331003	L= 530	
			←	☐; → 03/03; Made in Frankreich	24.5295-0525.3	331353	L= 525	
			←	☐; → 03/03; Made in Frankreich	24.5295-0526.3	331354	L= 525	
			→	☐; → 03/03	24.5263-0594.3	331286	L= 325 L2= 290	
			→	☐; → 03/03	24.5263-0595.3	331287	L= 325 L2= 290	
1.5 (NCP13_)	110	03/00→07/05	←	☐; 04/03→ 10/04; Made in Japan	24.5277-0530.3	331002	L= 530	
			←	☐; 04/03→ 10/04; Made in Japan	24.5277-0531.3	331003	L= 530	
			←	☐; 04/03→ 10/04; Made in Frankreich	24.5295-0525.3	331353	L= 525	
			←	☐; 04/03→ 10/04; Made in Frankreich	24.5295-0526.3	331354	L= 525	
			→	☐; 04/03→ 10/04	24.5263-0594.3	331286	L= 325 L2= 290	
			→	☐; 04/03→ 10/04	24.5263-0595.3	331287	L= 325 L2= 290	
<b>TOYOTA - YARIS (_P9_) 01/05→</b>								
<b>Bremssattel</b>								
1.0 GPL (KSP90_) 1.33 VVT-i (NSP90_)	51 73	01/06→ 07/10→	←	☐; → 08/11; Made in Frankreich	11.9541-9569.2	220725	ATE Ø 54 - Halter	
			←	☐; → 08/11; Made in Frankreich	11.9541-9570.2	220726	ATE Ø 54 - Halter	
			→	☐; → 08/11; Made in Frankreich	11.9347-7005.2	220643	ATE Ø 34 - Halter	
			→	☐; → 08/11; Made in Frankreich	11.9347-7006.2	220644	ATE Ø 34 - Halter	
1.0 VVT-i (KSP90_) 1.3 VVT-i (NCP90_, SCP90_) 1.3 VVT-i (SCP90_) 1.4 D-4D (NLP90_)	51 63 64 66	01/05→11/11 01/05→ 08/05→ 08/05→	←	☐; 01/06→ 08/11; Made in Frankreich	11.9541-9569.2	220725	ATE Ø 54 - Halter	
			←	☐; 01/06→ 08/11; Made in Frankreich	11.9541-9570.2	220726	ATE Ø 54 - Halter	
			→	☐; 01/06→ 08/11; Made in Frankreich	11.9347-7005.2	220643	ATE Ø 34 - Halter	
			→	☐; 01/06→ 08/11; Made in Frankreich	11.9347-7006.2	220644	ATE Ø 34 - Halter	
1.33 VVT-i (NSP90_)	74	11/08→	←	☐; 03/09→ 08/11; Made in Frankreich	11.9541-9569.2	220725	ATE Ø 54 - Halter	
			←	☐; 03/09→ 08/11; Made in Frankreich	11.9541-9570.2	220726	ATE Ø 54 - Halter	
			→	☐; 03/09→ 08/11; Made in Frankreich	11.9347-7005.2	220643	ATE Ø 34 - Halter	
			→	☐; 03/09→ 08/11; Made in Frankreich	11.9347-7006.2	220644	ATE Ø 34 - Halter	
1.8 VVTi	97	11/05→	→	☐; 01/06→ 08/11; Made in Frankreich	11.9347-7005.2	220643	ATE Ø 34 - Halter	
			→	☐; 01/06→ 08/11; Made in Frankreich	11.9347-7006.2	220644	ATE Ø 34 - Halter	
1.8 VVTi (ZSP90_)	98	01/07→	→	☐; → 08/11; Made in Frankreich	11.9347-7005.2	220643	ATE Ø 34 - Halter	
			→	☐; → 08/11; Made in Frankreich	11.9347-7006.2	220644	ATE Ø 34 - Halter	
<b>Feder, Bremssattel</b>								
1.0 GPL (KSP90_) 1.33 VVT-i (NSP90_)	51 73	01/06→ 07/10→	←	→ 08/11; Made in Frankreich	2	11.8116-0264.1	390594	ATE
			→	→ 08/11; Made in Frankreich	2	11.8116-0340.1	390595	ATE
1.0 VVT-i (KSP90_) 1.3 VVT-i (NCP90_, SCP90_) 1.3 VVT-i (SCP90_) 1.4 D-4D (NLP90_)	51 63 64 66	01/05→11/11 01/05→ 08/05→ 08/05→	←	01/06→ 08/11; Made in Frankreich	2	11.8116-0264.1	390594	ATE
			→	01/06→ 08/11; Made in Frankreich	2	11.8116-0340.1	390595	ATE
			←	03/09→ 08/11; Made in Frankreich	2	11.8116-0264.1	390594	ATE
			→	03/09→ 08/11; Made in Frankreich	2	11.8116-0340.1	390595	ATE
1.8 VVTi	97	11/05→	→	01/06→ 08/11; Made in Frankreich	2	11.8116-0340.1	390595	ATE
			→	→ 08/11; Made in Frankreich	2	11.8116-0340.1	390595	ATE
<b>Führungshülzensatz, Bremssattel</b>								
1.0 GPL (KSP90_) 1.33 VVT-i (NSP90_)	51 73	01/06→ 07/10→	←	→ 08/11; Made in Frankreich	11.0101-5407.2	260011	ATE	
			→	→ 08/11; Made in Frankreich	11.0101-5407.2	260011	ATE	
1.0 VVT-i (KSP90_) 1.3 VVT-i (NCP90_, SCP90_) 1.3 VVT-i (SCP90_) 1.4 D-4D (NLP90_)	51 63 64 66	01/05→11/11 01/05→ 08/05→ 08/05→	←	01/06→ 08/11; Made in Frankreich	11.0101-5407.2	260011	ATE	
			→	01/06→ 08/11; Made in Frankreich	11.0101-5407.2	260011	ATE	
			←	03/09→ 08/11; Made in Frankreich	11.0101-5407.2	260011	ATE	
			→	03/09→ 08/11; Made in Frankreich	11.0101-5407.2	260011	ATE	
1.8 VVTi	97	11/05→	→	01/06→ 08/11; Made in Frankreich	11.0101-5407.2	260011	ATE	
			→	→ 08/11; Made in Frankreich	11.0101-5407.2	260011	ATE	
1.8 VVTi (ZSP90_)	98	01/07→	→	→ 08/11; Made in Frankreich	11.0101-5407.2	260011	ATE	
↓								











	kw			 	! #		
<b>TOYOTA - YARIS (_P9_) 01/05→</b>							
<b>Führungsbolzen, Bremsattel</b>							
1.0 GPL (KSP90_) 1.33 VVT-i (NSP90_) 1.8 VVTi (ZSP90_)	51 73 98	01/06→ 07/10→ 01/07→		→ 08/11; Made in Frankreich		11.8171-0008.1 990049	ATE
1.0 VVT-i (KSP90_) 1.3 VVT-i (NCP90_, SCP90_) 1.3 VVT-i (SCP90_) 1.4 D-4D (NLP90_) 1.8 VVTi	51 63 64 66 97	01/05→11/11 01/05→ 08/05→ 08/05→ 11/05→		01/06→ 08/11; Made in Frankreich		11.8171-0008.1 990049	ATE
1.33 VVT-i (NSP90_)	74	11/08→		03/09→ 08/11; Made in Frankreich		11.8171-0008.1 990049	ATE
<b> Bremsschlauch</b>							
1.0 GPL (KSP90_)	51	01/06→		 → 08/11; Made in Japan	24.5265-0440.3 331351	L= 440	
				 → 08/11; Made in Japan	24.5265-0441.3 331352	L= 440	
				 → 08/11; Made in Frankreich	24.5286-0488.3 331221	L= 488	
				 → 08/11; Made in Frankreich	24.5286-0489.3 331222	L= 488	
				→ 08/11; Made in Japan	2 24.5235-0200.3 331280	L= 198	
				 → 08/11; Made in Frankreich	24.5261-0195.3 331077	L= 195	
				 → 08/11; Made in Frankreich	24.5261-0255.3 331078	L= 255	
1.0 VVT-i (KSP90_)	51	01/05→11/11		 01/06→ 08/11; Made in Japan	24.5265-0440.3 331351	L= 440	
				 01/06→ 08/11; Made in Japan	24.5265-0441.3 331352	L= 440	
				 01/06→ 08/11; Made in Frankreich	24.5286-0488.3 331221	L= 488	
				 01/06→ 08/11; Made in Frankreich	24.5286-0489.3 331222	L= 488	
				01/06→ 08/11; Made in Japan	2 24.5235-0200.3 331280	L= 198	
				 01/06→ 08/11; Made in Frankreich	24.5261-0195.3 331077	L= 195	
				 01/06→ 08/11; Made in Frankreich	24.5261-0255.3 331078	L= 255	
1.33 VVT-i (NSP90_)	73	07/10→		 → 08/11; Made in Frankreich	24.5286-0488.3 331221	L= 488	
				 → 08/11; Made in Frankreich	24.5286-0489.3 331222	L= 488	
				 → 08/11; Made in Frankreich	24.5261-0195.3 331077	L= 195	
				 → 08/11; Made in Frankreich	24.5261-0255.3 331078	L= 255	
1.33 VVT-i (NSP90_)	74	11/08→		 03/09→ 08/11; Made in Frankreich	24.5286-0488.3 331221	L= 488	
				 03/09→ 08/11; Made in Frankreich	24.5286-0489.3 331222	L= 488	
				 03/09→ 08/11; Made in Frankreich	24.5261-0195.3 331077	L= 195	
				 03/09→ 08/11; Made in Frankreich	24.5261-0255.3 331078	L= 255	
1.3 VVT-i (NCP90_, SCP90_) 1.3 VVT-i (SCP90_) 1.4 D-4D (NLP90_)	63 64 66	01/05→ 08/05→ 08/05→		 01/06→ 08/11; Made in Frankreich	24.5286-0488.3 331221	L= 488	
				 01/06→ 08/11; Made in Frankreich	24.5286-0489.3 331222	L= 488	
				 01/06→ 08/11; Made in Frankreich	24.5261-0195.3 331077	L= 195	
				 01/06→ 08/11; Made in Frankreich	24.5261-0255.3 331078	L= 255	
1.8 VVTi	97	11/05→		 01/06→ 08/11; Made in Japan	24.5265-0440.3 331351	L= 440	
				 01/06→ 08/11; Made in Japan	24.5265-0441.3 331352	L= 440	
				01/06→ 08/11; Made in Japan	2 24.5235-0200.3 331280	L= 198	
1.8 VVTi (ZSP90_)	98	01/07→		 → 08/11; Made in Japan	24.5265-0440.3 331351	L= 440	
				 → 08/11; Made in Japan	24.5265-0441.3 331352	L= 440	
				→ 08/11; Made in Japan	2 24.5235-0200.3 331280	L= 198	
<b>TOYOTA - YARIS (_P13_) 12/10→</b>							
<b> Bremsattel</b>							
1.0 (KSP130_) 1.3 4WD (NSP135_)	51 70	12/10→ 12/10→		 09/11→; Made in Frankreich	11.9541-9569.2 220725	ATE Ø 54 - Halter	
				 09/11→; Made in Frankreich	11.9541-9570.2 220726	ATE Ø 54 - Halter	
				 09/11→; Made in Frankreich; + ESP	11.9347-7005.2 220643	ATE Ø 34 - Halter	
				 09/11→; Made in Frankreich; + ESP	11.9347-7006.2 220644	ATE Ø 34 - Halter	
1.3 (NCP130_) 1.3 (NSP130_) 1.3 (NSP130_)	63 70 73	08/11→ 09/11→ 09/11→		 ; Made in Frankreich	11.9541-9569.2 220725	ATE Ø 54 - Halter	
				 ; Made in Frankreich	11.9541-9570.2 220726	ATE Ø 54 - Halter	
				 ; Made in Frankreich; + ESP	11.9347-7005.2 220643	ATE Ø 34 - Halter	
				 ; Made in Frankreich; + ESP	11.9347-7006.2 220644	ATE Ø 34 - Halter	
1.4 D-4D (NLP130_)	66	09/11→			11.9541-9569.2 220725	ATE Ø 54 - Halter	
					11.9541-9570.2 220726	ATE Ø 54 - Halter	








	kw			 	! #		
<b>TOYOTA - YARIS (_P13_) 12/10→</b>							
 <b>Bremssattel</b>							
1.4 D-4D (NLP130_)	66	09/11→	→	☐; + ESP	11.9347-7005.2	220643	ATE Ø 34 - Halter
			→	☐; + ESP	11.9347-7006.2	220644	ATE Ø 34 - Halter
1.5 Hybrid (NHP130_)	54	04/15→	→	☐; + ESP	11.9347-7005.2	220643	ATE Ø 34 - Halter
1.5 Hybrid (NHP130_)	55	03/12→	→	☐; + ESP	11.9347-7006.2	220644	ATE Ø 34 - Halter
 <b>Bremsschlauch</b>							
1.0 (KSP130_)	51	12/10→	→	☐; 09/11→; Made in Japan	24.5235-0200.3	331280	L= 198
1.3 4WD (NSP135_)	70	12/10→					
1.3 (NCP130_)	63	08/11→	→	☐; Made in Japan	24.5235-0200.3	331280	L= 198
1.3 (NSP130_)	70	09/11→					
1.3 (NSP130_)	73	09/11→					
<b>TOYOTA - YARIS (_P15_) 10/13→</b>							
 <b>Bremssattel</b>							
1.2 (NSP152_)	63	10/13→	←	☐; Made in Frankreich	11.9541-9569.2	220725	ATE Ø 54 - Halter
			←	☐; Made in Frankreich	11.9541-9570.2	220726	ATE Ø 54 - Halter
			→	☐; Made in Frankreich; + ESP	11.9347-7005.2	220643	ATE Ø 34 - Halter
			→	☐; Made in Frankreich; + ESP	11.9347-7006.2	220644	ATE Ø 34 - Halter
 <b>Bremsschlauch</b>							
1.2 (NSP152_)	63	10/13→	→	☐; Made in Japan	24.5235-0200.3	331280	L= 198
<b>TOYOTA - YARIS VERSO (_P2_) 08/99→09/05</b>							
 <b>Bremssattel</b>							
1.3 (NCP20_, NCP22_)	62	11/02→09/05	←	☐; 01/03→	24.3511-1711.5	240379	Ø 51 - Halter
			←	☐; 01/03→	24.3511-1712.5	240380	Ø 51 - Halter
1.3 (NCP20_, NCP22_)	63	08/99→10/02	←	☐; 11/99→	24.3511-1711.5	240379	Ø 51 - Halter
			←	☐; 11/99→	24.3511-1712.5	240380	Ø 51 - Halter
			→	☐; 11/99→ 02/01; + ABS	24.3321-1701.7	220715	Ø 32 - Halter
			→	☐; 11/99→ 02/01; + ABS	24.3321-1702.7	220716	Ø 32 - Halter
1.4 D-4D (NLP20_, NLP22_)	55	12/01→09/05	←	☐	24.3511-1711.5	240379	Ø 51 - Halter
1.5 (NCP21_)	77	05/03→09/05	←	☐	24.3511-1712.5	240380	Ø 51 - Halter
1.5 (NCP21_)	78	03/00→09/05	←	☐; → 03/03	24.3511-1711.5	240379	Ø 51 - Halter
			←	☐; → 03/03	24.3511-1712.5	240380	Ø 51 - Halter
			→	☐; → 02/01; + ABS	24.3321-1701.7	220715	Ø 32 - Halter
			→	☐; → 02/01; + ABS	24.3321-1702.7	220716	Ø 32 - Halter
1.5 4WD (NCP21_)	78	03/00→09/05	←	☐	24.3511-1711.5	240379	Ø 51 - Halter
			←	☐	24.3511-1712.5	240380	Ø 51 - Halter
			→	☐; → 02/01; + ABS	24.3321-1701.7	220715	Ø 32 - Halter
			→	☐; → 02/01; + ABS	24.3321-1702.7	220716	Ø 32 - Halter
 <b>Bremsschlauch</b>							
1.3 (NCP20_, NCP22_)	62	11/02→09/05	←	☐; 01/03→	24.5277-0530.3	331002	L= 530
			←	☐; 01/03→	24.5277-0531.3	331003	L= 530
			→	01/03→	2	24.5261-0291.3	330994 L= 291
1.3 (NCP20_, NCP22_)	63	08/99→10/02	←	☐; 11/99→	24.5277-0530.3	331002	L= 530
			←	☐; 11/99→	24.5277-0531.3	331003	L= 530
			→	11/99→	2	24.5261-0291.3	330994 L= 291
1.4 D-4D (NLP20_, NLP22_)	55	12/01→09/05	←	☐	24.5277-0530.3	331002	L= 530
1.5 (NCP21_)	77	05/03→09/05	←	☐	24.5277-0531.3	331003	L= 530
1.5 4WD (NCP21_)	78	03/00→09/05	→		2	24.5261-0291.3	330994 L= 291
1.5 (NCP21_)	78	03/00→09/05	←	☐; → 03/03	24.5277-0530.3	331002	L= 530
			←	☐; → 03/03	24.5277-0531.3	331003	L= 530
			→	→ 03/03	2	24.5261-0291.3	330994 L= 291




























	kw			 	! #		
<b>VAUXHALL - ADAM 10/12→</b>							
 <b>Bremssattel</b>							
1.0 1.0 1.4 LPG 1.4 S	66 85 64 110	07/14→ 07/14→ 07/13→ 11/14→	←	 ; für Bremsscheibendurchmesser [mm]: 308; für Fahrzeuge ohne Sportpaket	11.9571-9824.2 24.3571-9824.5	220472 240500	ATE Ø 57 - Halter ATE Ø 57 - Halter
			←	 ; für Bremsscheibendurchmesser [mm]: 257	24.3541-1769.5	240601	BOS Ø 54 - Halter
			←	 ; für Bremsscheibendurchmesser [mm]: 257	24.3541-1770.5	240602	BOS Ø 54 - Halter
			←	 ; für Bremsscheibendurchmesser [mm]: 308; für Fahrzeuge ohne Sportpaket	24.3571-9823.5	240499	ATE Ø 57 - Halter
1.2 1.4 1.4	51 64 74	10/12→ 10/12→ 10/12→	←	 ; 01/13→; für Bremsscheibendurchmesser [mm]: 308; für Fahrzeuge ohne Sportpaket	11.9571-9824.2 24.3571-9824.5	220472 240500	ATE Ø 57 - Halter ATE Ø 57 - Halter
			←	 ; 01/13→; für Bremsscheibendurchmesser [mm]: 257	24.3541-1769.5	240601	BOS Ø 54 - Halter
			←	 ; 01/13→; für Bremsscheibendurchmesser [mm]: 257	24.3541-1770.5	240602	BOS Ø 54 - Halter
			←	 ; 01/13→; für Bremsscheibendurchmesser [mm]: 308; für Fahrzeuge ohne Sportpaket	24.3571-9823.5	240499	ATE Ø 57 - Halter
 <b>Bremsschlauch</b>							
1.0 1.0 1.4 LPG 1.4 S	66 85 64 110	07/14→ 07/14→ 07/13→ 11/14→	→	am Bremssattel; Scheibenbremse	2	24.5112-0142.3 331016	L= 142
1.2 1.4 1.4	51 64 74	10/12→ 10/12→ 10/12→	→	am Bremssattel; 01/13→; Scheibenbremse	2	24.5112-0142.3 331016	L= 142
<b>VAUXHALL - AGILA Mk I (A) 02/00→03/08</b>							
 <b>Bremssattel</b>							
1.0 12V 1.2 16V Twinport	43 59	09/00→08/05 07/04→11/06	←	 ; → 3G002367	24.3481-1757.5	240325	TRW Ø 48 - Halter
			←	 ; → 3G002367	24.3481-1758.5	240326	BOS Ø 48 - Halter
			←	 ; 3G002368→	24.3481-1777.5	240451	Ø 48 - Halter
			←	 ; 3G002368→	24.3481-1778.5	240452	Ø 48 - Halter
1.0 12V	44	02/00→11/06	←	 ; 09/00→; → 3G002367	24.3481-1757.5	240325	TRW Ø 48 - Halter
			←	 ; 09/00→; → 3G002367	24.3481-1758.5	240326	BOS Ø 48 - Halter
			←	 ; 3G002368→	24.3481-1777.5	240451	Ø 48 - Halter
			←	 ; 3G002368→	24.3481-1778.5	240452	Ø 48 - Halter
1.2 16V	55	09/00→03/08	←	 ; → 3G002367	24.3481-1757.5	240325	TRW Ø 48 - Halter
			←	 ; → 3G002367	24.3481-1758.5	240326	BOS Ø 48 - Halter
			←	 ; 3G002368→; → 07/07	24.3481-1777.5	240451	Ø 48 - Halter
			←	 ; 3G002368→; → 07/07	24.3481-1778.5	240452	Ø 48 - Halter
 <b>Bremsschlauch</b>							
1.0 12V 1.2 16V Twinport	43 59	09/00→08/05 07/04→11/06	→		2	24.5247-0280.3 330700	L= 280
1.0 12V	44	02/00→11/06	→	09/00→	2	24.5247-0280.3 330700	L= 280
1.2 16V	55	09/00→03/08	→	→ 07/07	2	24.5247-0280.3 330700	L= 280
<b>VAUXHALL - AGILA Mk II (B) 01/08→11/14</b>							
 <b>Bremssattel</b>							
1.0 12V 1.0 i 1.2 i 16V 1.2 i 16V 1.3 CDTI	48 50 63 69 55	01/08→11/14 08/11→11/14 01/08→11/14 01/08→11/14 01/08→11/14	←		24.3541-1821.7	220695	TRW Ø 54 - Halter
			←		24.3541-1822.7	220696	TRW Ø 54 - Halter
<b>VAUXHALL - AMPERA 03/12→</b>							
 <b>Bremssattel</b>							
EV 150 (D1JOI)	111	03/12→	←		11.9601-2601.2	220913	ATE Ø 60 - Halter
			←		11.9601-2602.2	220914	ATE Ø 60 - Halter
↓							








	kw			 	! #		
<b>VAUXHALL - AMPERA 03/12→</b>							
 <b>Bremssattel</b>							
EV 150 (D1JOI)	111	03/12→	➔	☐; + eFSB		11.9382-7001.2 220889	ATE Ø 38 - Halter
			➔	☐; + eFSB		11.9382-7002.2 220890	ATE Ø 38 - Halter
<b>Zubehörsatz, Bremssattel</b>							
EV 150 (D1JOI)	111	03/12→				11.0103-0001.2 250156	ATE
				08.2012→		11.0103-0002.2 250157	ATE
 <b>Bremsschlauch</b>							
EV 150 (D1JOI)	111	03/12→	←		2	24.5176-0400.3 331492	L= 400
<b>VAUXHALL - ASTRA Mk III (F) 09/91→09/98</b>							
 <b>Bremssattel</b>							
1.4 i	44	04/92→09/98	←	☐		24.3481-1733.5 240213	ATE Ø 48 - Halter
			←	☐		24.3481-1734.5 240214	ATE Ø 48 - Halter
1.4 i	60	04/92→09/98	←	☐; 08/95→		11.9481-9871.2 220681	ATE Ø 48 - Halter
			←	☐; 08/95→		11.9481-9872.2 220682	ATE Ø 48 - Halter
			←	☐; → 07/95		24.3481-1733.5 240213	ATE Ø 48 - Halter
			←	☐; → 07/95		24.3481-1734.5 240214	ATE Ø 48 - Halter
1.4 i 16V 1.7 D 1.7 TD 1.7 TD	66 44 50 60	02/96→09/98 07/92→09/98 08/94→09/98 12/91→09/98	←	☐; nicht für Fahrzeuge mit verstärkter Bremse		11.9481-9871.2 220681	ATE Ø 48 - Halter
			←	☐; nicht für Fahrzeuge mit verstärkter Bremse		11.9481-9872.2 220682	ATE Ø 48 - Halter
			←	☐; für Fahrzeuge mit verstärkter Bremse		24.3521-1701.5 240001	ATE Ø 52 - Halter
			←	☐; für Fahrzeuge mit verstärkter Bremse		24.3521-1702.5 240002	ATE Ø 52 - Halter
1.6 i 1.6 i	52 55	08/94→07/96 03/92→09/98	←	☐; Vollautomatik		11.9481-9871.2 220681	ATE Ø 48 - Halter
			←	☐; Vollautomatik		11.9481-9872.2 220682	ATE Ø 48 - Halter
			←	☐; Schaltgetriebe		24.3481-1733.5 240213	ATE Ø 48 - Halter
			←	☐; Schaltgetriebe		24.3481-1734.5 240214	ATE Ø 48 - Halter
			←	☐		24.3521-1701.5 240001	ATE Ø 52 - Halter
			←	☐		24.3521-1702.5 240002	ATE Ø 52 - Halter
1.6 i 16V 2.0 i	74 85	08/94→09/98 03/92→09/98	←	☐		24.3521-1701.5 240001	ATE Ø 52 - Halter
			←	☐		24.3521-1702.5 240002	ATE Ø 52 - Halter
1.8 i	66	03/92→09/98	←	☐		11.9481-9871.2 220681	ATE Ø 48 - Halter
				☐		24.3521-1701.5 240001	ATE Ø 52 - Halter
			←	☐		11.9481-9872.2 220682	ATE Ø 48 - Halter
				☐		24.3521-1702.5 240002	ATE Ø 52 - Halter
1.8 i 16V 1.8 i 16V 2.0 i 16V	82 85 100	09/95→02/98 01/94→12/96 02/95→09/98	←	☐		24.3521-1701.5 240001	ATE Ø 52 - Halter
			←	☐		24.3521-1702.5 240002	ATE Ø 52 - Halter
			➔	☐		13.2351-0013.2 210010	ATE Ø 35
			➔	☐		13.2351-0014.2 210011	ATE Ø 35
			➔	☐		24.9235-0013.5 230001	ATE Ø 35
			➔	☐		24.9235-0014.5 230002	ATE Ø 35
<b>Feder, Bremssattel</b>							
1.4 i	44	04/92→09/98	←		2	11.8116-0129.1 390591	ATE
1.4 i	60	04/92→09/98	←	→ 07/95	2	11.8116-0129.1 390591	ATE
			←	08/95→	2	11.8116-0129.1 390591	ATE
1.4 i 16V 1.7 D 1.7 TD 1.7 TD	66 44 50 60	02/96→09/98 07/92→09/98 08/94→09/98 12/91→09/98		für Fahrzeuge mit verstärkter Bremse	2	11.8116-0097.1 390590	ATE
			←	nicht für Fahrzeuge mit verstärkter Bremse	2	11.8116-0129.1 390591	ATE
1.6 i 1.6 i	52 55	08/94→07/96 03/92→09/98			2	11.8116-0097.1 390590	ATE
			←	Vollautomatik	2	11.8116-0129.1 390591	ATE
			←	Schaltgetriebe	2	11.8116-0129.1 390591	ATE
1.6 i 16V 1.8 i 16V 1.8 i 16V 2.0 i ↓	74 82 85 85	08/94→09/98 09/95→02/98 01/94→12/96 03/92→09/98			2	11.8116-0097.1 390590	ATE










	kw			 	! #		
<b>VAUXHALL - ASTRA Mk III (F) 09/91→09/98</b>							
<b>Feder, Bremssattel</b>							
2.0 i 16V	100	02/95→09/98			2	11.8116-0097.1 390590	ATE
1.8 i	66	03/92→09/98			2	11.8116-0097.1 390590	ATE
			←		2	11.8116-0129.1 390591	ATE
<b>Führungshülzensatz, Bremssattel</b>							
1.4 i	44	04/92→09/98	←			11.0101-5407.2 260011	ATE
1.6 i 16V	74	08/94→09/98					
1.8 i	66	03/92→09/98					
1.8 i 16V	82	09/95→02/98					
1.8 i 16V	85	01/94→12/96					
2.0 i	85	03/92→09/98					
2.0 i 16V	100	02/95→09/98					
1.4 i	60	04/92→09/98	←	08/95→		11.0101-5407.2 260011	ATE
			←	→ 07/95		11.0101-5407.2 260011	ATE
1.4 i 16V	66	02/96→09/98	←	nicht für Fahrzeuge mit verstärkter Bremse		11.0101-5407.2 260011	ATE
1.7 D	44	07/92→09/98					
1.7 TD	50	08/94→09/98	←	für Fahrzeuge mit verstärkter Bremse		11.0101-5407.2 260011	ATE
1.7 TD	60	12/91→09/98					
1.6 i	52	08/94→07/96	←			11.0101-5407.2 260011	ATE
1.6 i	55	03/92→09/98	←	Schaltgetriebe		11.0101-5407.2 260011	ATE
			←	Vollautomatik		11.0101-5407.2 260011	ATE
<b>Führungsbolzen, Bremssattel</b>							
1.4 i	44	04/92→09/98	←			11.8171-0008.1 990049	ATE
1.4 i	60	04/92→09/98	←	08/95→		11.8171-0008.1 990049	ATE
			←	→ 07/95		11.8171-0008.1 990049	ATE
1.4 i 16V	66	02/96→09/98		für Fahrzeuge mit verstärkter Bremse		11.8171-0008.1 990049	ATE
1.7 D	44	07/92→09/98	←	nicht für Fahrzeuge mit verstärkter Bremse		11.8171-0008.1 990049	ATE
1.7 TD	50	08/94→09/98					
1.7 TD	60	12/91→09/98					
1.6 i	52	08/94→07/96				11.8171-0008.1 990049	ATE
1.6 i	55	03/92→09/98	←	Vollautomatik		11.8171-0008.1 990049	ATE
			←	Schaltgetriebe		11.8171-0008.1 990049	ATE
1.6 i 16V	74	08/94→09/98				11.8171-0008.1 990049	ATE
1.8 i 16V	82	09/95→02/98					
1.8 i 16V	85	01/94→12/96					
2.0 i	85	03/92→09/98					
2.0 i 16V	100	02/95→09/98					
1.8 i	66	03/92→09/98				11.8171-0008.1 990049	ATE
			←			11.8171-0008.1 990049	ATE
<b>Dichtungssatz, Bremssattel</b>							
1.4 i	44	04/92→09/98	←			11.0441-4811.2 250024	ATE
1.4 i	60	04/92→09/98	←	08/95→		11.0441-4811.2 250024	ATE
			←	→ 07/95		11.0441-4811.2 250024	ATE
1.4 i 16V	66	02/96→09/98	←	nicht für Fahrzeuge mit verstärkter Bremse		11.0441-4811.2 250024	ATE
1.7 D	44	07/92→09/98					
1.7 TD	50	08/94→09/98	←	für Fahrzeuge mit verstärkter Bremse		11.0441-5202.2 250026	ATE
1.7 TD	60	12/91→09/98					
1.6 i	52	08/94→07/96	←	Schaltgetriebe		11.0441-4811.2 250024	ATE
1.6 i	55	03/92→09/98	←	Vollautomatik		11.0441-4811.2 250024	ATE
			←			11.0441-5202.2 250026	ATE
1.6 i 16V	74	08/94→09/98	←			11.0441-5202.2 250026	ATE
2.0 i	85	03/92→09/98					
1.8 i	66	03/92→09/98	←			11.0441-4811.2 250024	ATE
						11.0441-5202.2 250026	ATE
1.8 i 16V	82	09/95→02/98	←			11.0441-5202.2 250026	ATE
1.8 i 16V	85	01/94→12/96					
2.0 i 16V	100	02/95→09/98	→			13.0441-3506.2 250052	ATE
<b>Bremsschlauch</b>							
1.4 i	44	04/92→09/98	←		2	24.5298-0322.3 331314	L= 322
1.4 i	60	04/92→09/98	→		2	24.5117-0195.3 330565	L= 198
1.4 i 16V	66	02/96→09/98					
1.6 i	52	08/94→07/96					
1.6 i	55	03/92→09/98					
1.6 i 16V	74	08/94→09/98					
1.7 D	44	07/92→09/98					
1.7 TD	50	08/94→09/98					
↓							

	kw			 	! #		
<b>VAUXHALL - ASTRA Mk III (F) 09/91→09/98</b>							
 <b>Bremsschlauch</b>							
1.7 TD	60	12/91→09/98	←		2	24.5298-0322.3 331314	L= 322
1.8 i	66	03/92→09/98	→		2	24.5117-0195.3 330565	L= 198
1.8 i 16V	82	09/95→02/98					
1.8 i 16V	85	01/94→12/96					
2.0 i	85	03/92→09/98					
2.0 i 16V	100	02/95→09/98					
<b>VAUXHALL - ASTRA Mk III (F) CC 09/91→02/98</b>							
 <b>Bremssattel</b>							
1.4 i	44	09/91→02/98	←	☐; 10/91→		24.3481-1733.5 240213	ATE Ø 48 - Halter
1.4 S	55	09/91→02/98	←	☐; 10/91→		24.3481-1734.5 240214	ATE Ø 48 - Halter
1.4 i	60	03/92→02/98	←	☐; Vollautomatik; nicht für Fahrzeuge mit verstärkter Bremse		11.9481-9871.2 220681	ATE Ø 48 - Halter
			←	☐; Vollautomatik; nicht für Fahrzeuge mit verstärkter Bremse		11.9481-9872.2 220682	ATE Ø 48 - Halter
			←	☐; Schaltgetriebe; nicht für Fahrzeuge mit verstärkter Bremse		24.3481-1733.5 240213	ATE Ø 48 - Halter
			←	☐; Schaltgetriebe; nicht für Fahrzeuge mit verstärkter Bremse		24.3481-1734.5 240214	ATE Ø 48 - Halter
			←	☐; für Fahrzeuge mit verstärkter Bremse		24.3521-1701.5 240001	ATE Ø 52 - Halter
			←	☐; für Fahrzeuge mit verstärkter Bremse		24.3521-1702.5 240002	ATE Ø 52 - Halter
			←	☐; für Fahrzeuge mit verstärkter Bremse		24.3521-1702.5 240002	ATE Ø 52 - Halter
1.4 i 16V	66	02/96→02/98	←	☐; nicht für Fahrzeuge mit verstärkter Bremse		11.9481-9871.2 220681	ATE Ø 48 - Halter
1.7 D	42	12/91→02/98					
1.7 TD	50	08/94→02/98					
1.7 TD	60	12/91→02/98					
1.6 i	52	02/93→12/96	←	☐; Vollautomatik		11.9481-9871.2 220681	ATE Ø 48 - Halter
			←	☐; Vollautomatik		11.9481-9872.2 220682	ATE Ø 48 - Halter
			←	☐; Schaltgetriebe		24.3481-1733.5 240213	ATE Ø 48 - Halter
			←	☐; Schaltgetriebe		24.3481-1734.5 240214	ATE Ø 48 - Halter
1.6 i	55	09/91→02/98	←	☐; 10/91→; Vollautomatik		11.9481-9871.2 220681	ATE Ø 48 - Halter
			←	☐; 10/91→; Vollautomatik		11.9481-9872.2 220682	ATE Ø 48 - Halter
			←	☐; 10/91→; Schaltgetriebe		24.3481-1733.5 240213	ATE Ø 48 - Halter
			←	☐; 10/91→; Schaltgetriebe		24.3481-1734.5 240214	ATE Ø 48 - Halter
			←	☐; 10/91→		24.3521-1701.5 240001	ATE Ø 52 - Halter
			←	☐; 10/91→		24.3521-1702.5 240002	ATE Ø 52 - Halter
1.6 i 1.6 i 16V	74 74	03/92→02/98 01/94→02/98	←	☐		11.9481-9871.2 220681	ATE Ø 48 - Halter
			←	☐		24.3521-1701.5 240001	ATE Ø 52 - Halter
			←	☐		11.9481-9872.2 220682	ATE Ø 48 - Halter
1.8 i	66	09/91→02/98	←	☐; 10/91→		11.9481-9871.2 220681	ATE Ø 48 - Halter
			←	☐; 10/91→		24.3521-1701.5 240001	ATE Ø 52 - Halter
			←	☐; 10/91→		11.9481-9872.2 220682	ATE Ø 48 - Halter
1.8 i 16V 2.0 i 16V	85 100	09/94→02/98 01/94→02/98	←	☐		24.3521-1701.5 240001	ATE Ø 52 - Halter
			←	☐		24.3521-1702.5 240002	ATE Ø 52 - Halter
			←	☐		24.3521-1702.5 240002	ATE Ø 52 - Halter
1.8 i 16V	92	09/94→02/98	←	☐		24.3521-1701.5 240001	ATE Ø 52 - Halter
			←	☐		24.3521-1702.5 240002	ATE Ø 52 - Halter
			→	☐		13.2351-0013.2 210010	ATE Ø 35
			→	☐		13.2351-0014.2 210011	ATE Ø 35
			→	☐		24.9235-0013.5 230001	ATE Ø 35
			→	☐		24.9235-0014.5 230002	ATE Ø 35
2.0 i ↓	85	09/91→02/98	←	☐; 10/91→		24.3521-1701.5 240001	ATE Ø 52 - Halter

	kw			 	! #		
<b>VAUXHALL - ASTRA Mk III (F) CC 09/91→02/98</b>							
<b>Bremssattel</b>							
2.0 i	85	09/91→02/98	←	☐; 10/91→		24.3521-1702.5 240002	ATE Ø 52 - Halter
2.0 i 16V	110	09/91→02/98	←	☐; 10/91→		24.3521-1701.5 240001	ATE Ø 52 - Halter
			←	☐; 10/91→		24.3521-1702.5 240002	ATE Ø 52 - Halter
			→	☐; 10/91→		13.2351-0013.2 210010	ATE Ø 35
			→	☐; 10/91→		13.2351-0014.2 210011	ATE Ø 35
			→	☐; 10/91→		24.9235-0013.5 230001	ATE Ø 35
			→	☐; 10/91→		24.9235-0014.5 230002	ATE Ø 35
<b>Feder, Bremssattel</b>							
1.4 i	44	09/91→02/98	←	10/91→	2	11.8116-0129.1 390591	ATE
1.4 S	55	09/91→02/98					
1.4 i	60	03/92→02/98		für Fahrzeuge mit verstärkter Bremse	2	11.8116-0097.1 390590	ATE
			←	Schaltgetriebe; nicht für Fahrzeuge mit verstärkter Bremse	2	11.8116-0129.1 390591	ATE
			←	Vollautomatik; nicht für Fahrzeuge mit verstärkter Bremse	2	11.8116-0129.1 390591	ATE
1.4 i 16V	66	02/96→02/98		für Fahrzeuge mit verstärkter Bremse	2	11.8116-0097.1 390590	ATE
1.7 D	42	12/91→02/98					
1.7 TD	50	08/94→02/98	←	nicht für Fahrzeuge mit verstärkter Bremse	2	11.8116-0129.1 390591	ATE
1.7 TD	60	12/91→02/98					
1.6 i	52	02/93→12/96			2	11.8116-0097.1 390590	ATE
			←	Vollautomatik	2	11.8116-0129.1 390591	ATE
			←	Schaltgetriebe	2	11.8116-0129.1 390591	ATE
1.6 i	55	09/91→02/98		10/91→	2	11.8116-0097.1 390590	ATE
			←	10/91→; Schaltgetriebe	2	11.8116-0129.1 390591	ATE
			←	10/91→; Vollautomatik	2	11.8116-0129.1 390591	ATE
1.6 i	74	03/92→02/98			2	11.8116-0097.1 390590	ATE
1.6 i 16V	74	01/94→02/98	←		2	11.8116-0129.1 390591	ATE
1.8 i	66	09/91→02/98		10/91→	2	11.8116-0097.1 390590	ATE
			←	10/91→	2	11.8116-0129.1 390591	ATE
1.8 i 16V	85	09/94→02/98			2	11.8116-0097.1 390590	ATE
1.8 i 16V	92	09/94→02/98					
2.0 i 16V	100	01/94→02/98					
2.0 i	85	09/91→02/98		10/91→	2	11.8116-0097.1 390590	ATE
2.0 i 16V	110	09/91→02/98					
<b>Führungshülzensatz, Bremssattel</b>							
1.4 i	44	09/91→02/98	←	10/91→		11.0101-5407.2 260011	ATE
1.4 S	55	09/91→02/98					
1.8 i	66	09/91→02/98					
2.0 i	85	09/91→02/98					
2.0 i 16V	110	09/91→02/98					
1.4 i	60	03/92→02/98	←	Schaltgetriebe; nicht für Fahrzeuge mit verstärkter Bremse		11.0101-5407.2 260011	ATE
			←	Vollautomatik; nicht für Fahrzeuge mit verstärkter Bremse		11.0101-5407.2 260011	ATE
			←	für Fahrzeuge mit verstärkter Bremse		11.0101-5407.2 260011	ATE
1.4 i 16V	66	02/96→02/98	←	nicht für Fahrzeuge mit verstärkter Bremse		11.0101-5407.2 260011	ATE
1.7 D	42	12/91→02/98					
1.7 TD	50	08/94→02/98	←	für Fahrzeuge mit verstärkter Bremse		11.0101-5407.2 260011	ATE
1.7 TD	60	12/91→02/98					
1.6 i	52	02/93→12/96	←			11.0101-5407.2 260011	ATE
			←	Schaltgetriebe		11.0101-5407.2 260011	ATE
			←	Vollautomatik		11.0101-5407.2 260011	ATE
1.6 i	55	09/91→02/98	←	10/91→; Schaltgetriebe		11.0101-5407.2 260011	ATE
			←	10/91→; Vollautomatik		11.0101-5407.2 260011	ATE
			←	10/91→		11.0101-5407.2 260011	ATE
1.6 i	74	03/92→02/98	←			11.0101-5407.2 260011	ATE
1.6 i 16V	74	01/94→02/98					
1.8 i 16V	85	09/94→02/98					
1.8 i 16V	92	09/94→02/98					
2.0 i 16V	100	01/94→02/98					
↓							








	kW			 	! #		
<b>VAUXHALL - ASTRA Mk III (F) CC 09/91→02/98</b>							
<b>Führungsbolzen, Bremsattel</b>							
1.4 i	44	09/91→02/98	←	10/91→		11.8171-0008.1 990049	ATE
1.4 S	55	09/91→02/98					
1.4 i	60	03/92→02/98		für Fahrzeuge mit verstärkter Bremse		11.8171-0008.1 990049	ATE
			←	Schaltgetriebe; nicht für Fahrzeuge mit verstärkter Bremse		11.8171-0008.1 990049	ATE
			←	Vollautomatik; nicht für Fahrzeuge mit verstärkter Bremse		11.8171-0008.1 990049	ATE
1.4 i 16V	66	02/96→02/98		für Fahrzeuge mit verstärkter Bremse		11.8171-0008.1 990049	ATE
1.7 D	42	12/91→02/98					
1.7 TD	50	08/94→02/98	←	nicht für Fahrzeuge mit verstärkter Bremse		11.8171-0008.1 990049	ATE
1.7 TD	60	12/91→02/98					
1.6 i	52	02/93→12/96				11.8171-0008.1 990049	ATE
			←	Vollautomatik		11.8171-0008.1 990049	ATE
			←	Schaltgetriebe		11.8171-0008.1 990049	ATE
1.6 i	55	09/91→02/98		10/91→		11.8171-0008.1 990049	ATE
			←	10/91→; Schaltgetriebe		11.8171-0008.1 990049	ATE
			←	10/91→; Vollautomatik		11.8171-0008.1 990049	ATE
1.6 i	74	03/92→02/98				11.8171-0008.1 990049	ATE
1.6 i 16V	74	01/94→02/98	←			11.8171-0008.1 990049	ATE
1.8 i	66	09/91→02/98		10/91→		11.8171-0008.1 990049	ATE
			←	10/91→		11.8171-0008.1 990049	ATE
1.8 i 16V	85	09/94→02/98				11.8171-0008.1 990049	ATE
1.8 i 16V	92	09/94→02/98					
2.0 i 16V	100	01/94→02/98					
2.0 i	85	09/91→02/98		10/91→		11.8171-0008.1 990049	ATE
2.0 i 16V	110	09/91→02/98					
<b>Dichtungssatz, Bremsattel</b>							
1.4 i	44	09/91→02/98	←	10/91→		11.0441-4811.2 250024	ATE
1.4 S	55	09/91→02/98					
1.4 i	60	03/92→02/98	←	Schaltgetriebe; nicht für Fahrzeuge mit verstärkter Bremse		11.0441-4811.2 250024	ATE
			←	Vollautomatik; nicht für Fahrzeuge mit verstärkter Bremse		11.0441-4811.2 250024	ATE
			←	für Fahrzeuge mit verstärkter Bremse		11.0441-5202.2 250026	ATE
1.4 i 16V	66	02/96→02/98	←	nicht für Fahrzeuge mit verstärkter Bremse		11.0441-4811.2 250024	ATE
1.7 D	42	12/91→02/98					
1.7 TD	50	08/94→02/98	←	für Fahrzeuge mit verstärkter Bremse		11.0441-5202.2 250026	ATE
1.7 TD	60	12/91→02/98					
1.6 i	52	02/93→12/96	←	Schaltgetriebe		11.0441-4811.2 250024	ATE
			←	Vollautomatik		11.0441-4811.2 250024	ATE
			←			11.0441-5202.2 250026	ATE
1.6 i	55	09/91→02/98	←	10/91→; Schaltgetriebe		11.0441-4811.2 250024	ATE
			←	10/91→; Vollautomatik		11.0441-4811.2 250024	ATE
			←	10/91→		11.0441-5202.2 250026	ATE
1.6 i	74	03/92→02/98	←			11.0441-4811.2 250024	ATE
1.6 i 16V	74	01/94→02/98				11.0441-5202.2 250026	ATE
1.8 i	66	09/91→02/98	←	10/91→		11.0441-4811.2 250024	ATE
						11.0441-5202.2 250026	ATE
1.8 i 16V	85	09/94→02/98	←			11.0441-5202.2 250026	ATE
2.0 i 16V	100	01/94→02/98					
1.8 i 16V	92	09/94→02/98	←			11.0441-5202.2 250026	ATE
			→			13.0441-3506.2 250052	ATE
2.0 i	85	09/91→02/98	←	10/91→		11.0441-5202.2 250026	ATE
2.0 i 16V	110	09/91→02/98	←	10/91→		11.0441-5202.2 250026	ATE
			→	10/91→		13.0441-3506.2 250052	ATE
<b>Bremsschlauch</b>							
1.4 i	44	09/91→02/98	←	10/91→	2	24.5298-0322.3 331314	L= 322
1.4 S	55	09/91→02/98					
1.6 i	55	09/91→02/98	→	10/91→	2	24.5117-0195.3 330565	L= 198
1.8 i	66	09/91→02/98					
2.0 i	85	09/91→02/98					
↓							










	kw			 	! #		
<b>VAUXHALL - ASTRA Mk III (F) CC 09/91→02/98</b>							
<b>Bremsschlauch</b>							
2.0 i 16V	110	09/91→02/98	←	10/91→	2	24.5298-0322.3 331314	L= 322
			→	10/91→	2	24.5117-0195.3 330565	L= 198
1.4 i	60	03/92→02/98	←		2	24.5298-0322.3 331314	L= 322
1.4 i 16V	66	02/96→02/98	←				
1.6 i	52	02/93→12/96	→		2	24.5117-0195.3 330565	L= 198
1.6 i	74	03/92→02/98	→				
1.6 i 16V	74	01/94→02/98	→				
1.7 D	42	12/91→02/98	→				
1.7 TD	60	12/91→02/98	→				
1.8 i 16V	85	09/94→02/98	→				
1.8 i 16V	92	09/94→02/98	→				
1.7 TD	50	08/94→02/98	←		2	24.5298-0322.3 331314	L= 322
<b>VAUXHALL - ASTRA Mk III (F) Convertible 03/93→03/01</b>							
<b>Bremssattel</b>							
1.4 i	60	05/93→03/01	←	☐		11.9481-9871.2 220681	ATE Ø 48 - Halter
1.4 i 16V	66	01/96→03/01	←	☐		11.9481-9872.2 220682	ATE Ø 48 - Halter
1.6	74	03/94→08/95	←	☐		11.9481-9871.2 220681	ATE Ø 48 - Halter
1.6 i	52	03/93→08/96	←	☐		24.3521-1701.5 240001	ATE Ø 52 - Halter
			←	☐		11.9481-9872.2 220682	ATE Ø 48 - Halter
			←	☐		24.3521-1702.5 240002	ATE Ø 52 - Halter
1.6 i	55	01/96→03/01	←	☐		11.9481-9871.2 220681	ATE Ø 48 - Halter
			←	☐		11.9481-9872.2 220682	ATE Ø 48 - Halter
			←	☐; → 09/98		24.3521-1701.5 240001	ATE Ø 52 - Halter
			←	☐; → 09/98		24.3521-1702.5 240002	ATE Ø 52 - Halter
1.8	92	09/94→08/96	←	☐		24.3521-1701.5 240001	ATE Ø 52 - Halter
			←	☐		24.3521-1702.5 240002	ATE Ø 52 - Halter
			→	☐		13.2351-0013.2 210010	ATE Ø 35
			→	☐		13.2351-0014.2 210011	ATE Ø 35
			→	☐		24.9235-0013.5 230001	ATE Ø 35
			→	☐		24.9235-0014.5 230002	ATE Ø 35
1.8 16V	85	11/94→03/01	←	☐		24.3521-1701.5 240001	ATE Ø 52 - Halter
			←	☐; → 09/98		24.3521-1701.5 240001	ATE Ø 52 - Halter
			←	☐		24.3521-1702.5 240002	ATE Ø 52 - Halter
			←	☐; → 09/98		24.3521-1702.5 240002	ATE Ø 52 - Halter
2.0 i 16V	100	01/94→02/98	←	☐; → 10/94		24.3521-1701.5 240001	ATE Ø 52 - Halter
			←	☐; → 10/94		24.3521-1702.5 240002	ATE Ø 52 - Halter
<b>Feder, Bremssattel</b>							
1.4 i	60	05/93→03/01	←		2	11.8116-0129.1 390591	ATE
1.4 i 16V	66	01/96→03/01	←				
1.6	74	03/94→08/95	←		2	11.8116-0097.1 390590	ATE
1.6 i	52	03/93→08/96	←		2	11.8116-0129.1 390591	ATE
1.6 i	55	01/96→03/01	←	→ 09/98	2	11.8116-0097.1 390590	ATE
			←		2	11.8116-0129.1 390591	ATE
1.8	92	09/94→08/96	←		2	11.8116-0097.1 390590	ATE
1.8 16V	85	11/94→03/01	←	→ 09/98	2	11.8116-0097.1 390590	ATE
2.0 i 16V	100	01/94→02/98	←	→ 10/94	2	11.8116-0097.1 390590	ATE
<b>Führungshülzensatz, Bremssattel</b>							
1.4 i	60	05/93→03/01	←			11.0101-5407.2 260011	ATE
1.4 i 16V	66	01/96→03/01	←				
1.6	74	03/94→08/95	←				
1.6 i	52	03/93→08/96	←				
1.8	92	09/94→08/96	←				
1.6 i	55	01/96→03/01	←			11.0101-5407.2 260011	ATE
1.8 16V	85	11/94→03/01	←	→ 09/98		11.0101-5407.2 260011	ATE
2.0 i 16V	100	01/94→02/98	←	→ 10/94		11.0101-5407.2 260011	ATE
<b>Führungsbolzen, Bremssattel</b>							
1.4 i	60	05/93→03/01	←			11.8171-0008.1 990049	ATE
↓							

	kw			 	! #		
<b>VAUXHALL - ASTRA Mk III (F) Convertible 03/93→03/01</b>							
<b>Führungsbolzen, Bremsattel</b>							
1.4 i 16V	66	01/96→03/01	←			11.8171-0008.1 990049	ATE
1.6	74	03/94→08/95				11.8171-0008.1 990049	ATE
1.6 i	52	03/93→08/96	←			11.8171-0008.1 990049	ATE
1.6 i	55	01/96→03/01		→ 09/98		11.8171-0008.1 990049	ATE
			←			11.8171-0008.1 990049	ATE
1.8	92	09/94→08/96				11.8171-0008.1 990049	ATE
1.8 16V	85	11/94→03/01		→ 09/98		11.8171-0008.1 990049	ATE
						11.8171-0008.1 990049	ATE
2.0 i 16V	100	01/94→02/98		→ 10/94		11.8171-0008.1 990049	ATE
<b>Dichtungssatz, Bremsattel</b>							
1.4 i	60	05/93→03/01	←			11.0441-4811.2 250024	ATE
1.4 i 16V	66	01/96→03/01					
1.6	74	03/94→08/95	←			11.0441-4811.2 250024	ATE
1.6 i	52	03/93→08/96				11.0441-5202.2 250026	ATE
1.6 i	55	01/96→03/01	←			11.0441-4811.2 250024	ATE
			←	→ 09/98		11.0441-5202.2 250026	ATE
1.8	92	09/94→08/96	←			11.0441-5202.2 250026	ATE
			→			13.0441-3506.2 250052	ATE
1.8 16V	85	11/94→03/01	←			11.0441-5202.2 250026	ATE
			←	→ 09/98		11.0441-5202.2 250026	ATE
2.0 i 16V	100	01/94→02/98	←	→ 10/94		11.0441-5202.2 250026	ATE
<b> Bremschlauch</b>							
1.4 i	60	05/93→03/01	←	→ 09/98	2	24.5298-0322.3 331314	L= 322
1.4 i 16V	66	01/96→03/01					
1.6 i	55	01/96→03/01					
1.8 16V	85	11/94→03/01					
1.6	74	03/94→08/95	←		2	24.5298-0322.3 331314	L= 322
1.6 i	52	03/93→08/96					
1.8	92	09/94→08/96	←		2	24.5298-0322.3 331314	L= 322
			→		2	24.5117-0195.3 330565	L= 198
<b>VAUXHALL - ASTRA Mk III (F) Estate 03/91→02/98</b>							
<b> Bremsattel</b>							
1.4 i	44	09/91→02/98	←	☐; 10/91→		24.3481-1733.5 240213	ATE Ø 48 - Halter
1.4 S	55	09/91→02/98	←	☐; 10/91→		24.3481-1734.5 240214	ATE Ø 48 - Halter
1.4 i	60	03/91→02/98	←	☐; 10/91→; Vollautomatik; nicht für Fahrzeuge mit verstärkter Bremsen		11.9481-9871.2 220681	ATE Ø 48 - Halter
			←	☐; 10/91→; Vollautomatik; nicht für Fahrzeuge mit verstärkter Bremsen		11.9481-9872.2 220682	ATE Ø 48 - Halter
			←	☐; 10/91→; Schaltgetriebe; nicht für Fahrzeuge mit verstärkter Bremsen		24.3481-1733.5 240213	ATE Ø 48 - Halter
			←	☐; 10/91→; Schaltgetriebe; nicht für Fahrzeuge mit verstärkter Bremsen		24.3481-1734.5 240214	ATE Ø 48 - Halter
			←	☐; 10/91→; für Fahrzeuge mit verstärkter Bremsen		24.3521-1701.5 240001	ATE Ø 52 - Halter
			←	☐; 10/91→; für Fahrzeuge mit verstärkter Bremsen		24.3521-1702.5 240002	ATE Ø 52 - Halter
1.4 i 16V	66	02/96→01/98	←	☐; nicht für Fahrzeuge mit verstärkter Bremsen		11.9481-9871.2 220681	ATE Ø 48 - Halter
1.7 D	42	12/91→02/98					
1.7 TD	50	01/94→02/98					
1.7 TD	60	12/91→02/98	←	☐; nicht für Fahrzeuge mit verstärkter Bremsen		11.9481-9872.2 220682	ATE Ø 48 - Halter
			←	☐; für Fahrzeuge mit verstärkter Bremsen		24.3521-1701.5 240001	ATE Ø 52 - Halter
			←	☐; für Fahrzeuge mit verstärkter Bremsen		24.3521-1702.5 240002	ATE Ø 52 - Halter
1.6 i	52	07/94→02/98	←	☐		11.9481-9871.2 220681	ATE Ø 48 - Halter
			←	☐		24.3521-1701.5 240001	ATE Ø 52 - Halter
			←	☐		11.9481-9872.2 220682	ATE Ø 48 - Halter
			←	☐		24.3521-1702.5 240002	ATE Ø 52 - Halter
↓							



























	kw			 	! #		
<b>VAUXHALL - ASTRA Mk III (F) Estate 03/91→02/98</b>							
<b>Bremssattel</b>							
1.6 i	55	09/91→02/98	←	☐; 10/91→		11.9481-9871.2 220681	ATE Ø 48 - Halter
1.8 i	66	09/91→02/98	←	☐; 10/91→		24.3521-1701.5 240001	ATE Ø 52 - Halter
			←	☐; 10/91→		11.9481-9872.2 220682	ATE Ø 48 - Halter
			←	☐; 10/91→		24.3521-1702.5 240002	ATE Ø 52 - Halter
1.6 i 16V	74	01/94→02/98	←	☐		24.3521-1701.5 240001	ATE Ø 52 - Halter
1.8 i 16V	85	09/94→02/98	←	☐		24.3521-1702.5 240002	ATE Ø 52 - Halter
1.8 i 16V	92	09/94→02/98	←	☐		24.3521-1702.5 240002	ATE Ø 52 - Halter
2.0 i 16V	100	01/94→02/98	←	☐		24.3521-1702.5 240002	ATE Ø 52 - Halter
2.0 i	85	09/91→02/98	←	☐; 10/91→		24.3521-1701.5 240001	ATE Ø 52 - Halter
			←	☐; 10/91→		24.3521-1702.5 240002	ATE Ø 52 - Halter
<b>Feder, Bremssattel</b>							
1.4 i	44	09/91→02/98	←	10/91→	2	11.8116-0129.1 390591	ATE
1.4 S	55	09/91→02/98	←	10/91→	2	11.8116-0129.1 390591	ATE
1.4 i	60	03/91→02/98	←	10/91→; für Fahrzeuge mit verstärkter Bremse	2	11.8116-0097.1 390590	ATE
			←	10/91→; Schaltgetriebe; nicht für Fahrzeuge mit verstärkter Bremse	2	11.8116-0129.1 390591	ATE
			←	10/91→; Vollautomatik; nicht für Fahrzeuge mit verstärkter Bremse	2	11.8116-0129.1 390591	ATE
1.4 i 16V	66	02/96→01/98	←	für Fahrzeuge mit verstärkter Bremse	2	11.8116-0097.1 390590	ATE
1.7 D	42	12/91→02/98	←	nicht für Fahrzeuge mit verstärkter Bremse	2	11.8116-0129.1 390591	ATE
1.7 TD	50	01/94→02/98	←	nicht für Fahrzeuge mit verstärkter Bremse	2	11.8116-0129.1 390591	ATE
1.7 TD	60	12/91→02/98	←	nicht für Fahrzeuge mit verstärkter Bremse	2	11.8116-0129.1 390591	ATE
1.6 i	52	07/94→02/98	←		2	11.8116-0097.1 390590	ATE
			←		2	11.8116-0129.1 390591	ATE
1.6 i	55	09/91→02/98	←	10/91→	2	11.8116-0097.1 390590	ATE
1.8 i	66	09/91→02/98	←	10/91→	2	11.8116-0129.1 390591	ATE
1.6 i 16V	74	01/94→02/98	←		2	11.8116-0097.1 390590	ATE
1.8 i 16V	85	09/94→02/98	←		2	11.8116-0097.1 390590	ATE
1.8 i 16V	92	09/94→02/98	←		2	11.8116-0097.1 390590	ATE
2.0 i 16V	100	01/94→02/98	←		2	11.8116-0097.1 390590	ATE
2.0 i	85	09/91→02/98	←	10/91→	2	11.8116-0097.1 390590	ATE
<b>Führungshülsensatz, Bremssattel</b>							
1.4 i	44	09/91→02/98	←	10/91→		11.0101-5407.2 260011	ATE
1.4 S	55	09/91→02/98	←	10/91→		11.0101-5407.2 260011	ATE
1.6 i	55	09/91→02/98	←	10/91→		11.0101-5407.2 260011	ATE
1.8 i	66	09/91→02/98	←	10/91→		11.0101-5407.2 260011	ATE
2.0 i	85	09/91→02/98	←	10/91→		11.0101-5407.2 260011	ATE
1.4 i	60	03/91→02/98	←	10/91→; für Fahrzeuge mit verstärkter Bremse		11.0101-5407.2 260011	ATE
			←	10/91→; Schaltgetriebe; nicht für Fahrzeuge mit verstärkter Bremse		11.0101-5407.2 260011	ATE
			←	10/91→; Vollautomatik; nicht für Fahrzeuge mit verstärkter Bremse		11.0101-5407.2 260011	ATE
1.4 i 16V	66	02/96→01/98	←	nicht für Fahrzeuge mit verstärkter Bremse		11.0101-5407.2 260011	ATE
1.7 D	42	12/91→02/98	←	nicht für Fahrzeuge mit verstärkter Bremse		11.0101-5407.2 260011	ATE
1.7 TD	50	01/94→02/98	←	für Fahrzeuge mit verstärkter Bremse		11.0101-5407.2 260011	ATE
1.7 TD	60	12/91→02/98	←	für Fahrzeuge mit verstärkter Bremse		11.0101-5407.2 260011	ATE
1.6 i	52	07/94→02/98	←			11.0101-5407.2 260011	ATE
1.6 i 16V	74	01/94→02/98	←			11.0101-5407.2 260011	ATE
1.8 i 16V	85	09/94→02/98	←			11.0101-5407.2 260011	ATE
1.8 i 16V	92	09/94→02/98	←			11.0101-5407.2 260011	ATE
2.0 i 16V	100	01/94→02/98	←			11.0101-5407.2 260011	ATE
<b>Führungsbolzen, Bremssattel</b>							
1.4 i	44	09/91→02/98	←	10/91→		11.8171-0008.1 990049	ATE
1.4 S	55	09/91→02/98	←	10/91→		11.8171-0008.1 990049	ATE
1.4 i	60	03/91→02/98	←	10/91→; für Fahrzeuge mit verstärkter Bremse		11.8171-0008.1 990049	ATE
			←	10/91→; Schaltgetriebe; nicht für Fahrzeuge mit verstärkter Bremse		11.8171-0008.1 990049	ATE
			←	10/91→; Vollautomatik; nicht für Fahrzeuge mit verstärkter Bremse		11.8171-0008.1 990049	ATE
1.4 i 16V	66	02/96→01/98	←	für Fahrzeuge mit verstärkter Bremse		11.8171-0008.1 990049	ATE
1.7 D	42	12/91→02/98	←	nicht für Fahrzeuge mit verstärkter Bremse		11.8171-0008.1 990049	ATE
1.7 TD	50	01/94→02/98	←	nicht für Fahrzeuge mit verstärkter Bremse		11.8171-0008.1 990049	ATE
1.7 TD	60	12/91→02/98	←	nicht für Fahrzeuge mit verstärkter Bremse		11.8171-0008.1 990049	ATE
↓							







	kw			 	! #		
<b>VAUXHALL - ASTRA Mk III (F) Estate 03/91→02/98</b>							
<b>Führungsbolzen, Bremsattel</b>							
1.6 i	52	07/94→02/98				11.8171-0008.1 990049	ATE
			←			11.8171-0008.1 990049	ATE
1.6 i	55	09/91→02/98		10/91→		11.8171-0008.1 990049	ATE
1.8 i	66	09/91→02/98	←	10/91→		11.8171-0008.1 990049	ATE
1.6 i 16V	74	01/94→02/98				11.8171-0008.1 990049	ATE
1.8 i 16V	85	09/94→02/98					
1.8 i 16V	92	09/94→02/98					
2.0 i 16V	100	01/94→02/98					
2.0 i	85	09/91→02/98		10/91→		11.8171-0008.1 990049	ATE
<b>Dichtungssatz, Bremsattel</b>							
1.4 i	44	09/91→02/98	←	10/91→		11.0441-4811.2 250024	ATE
1.4 S	55	09/91→02/98	←				
1.4 i	60	03/91→02/98	←	10/91→; Schaltgetriebe; nicht für Fahrzeuge mit verstärkter Bremse		11.0441-4811.2 250024	ATE
			←	10/91→; Vollautomatik; nicht für Fahrzeuge mit verstärkter Bremse		11.0441-4811.2 250024	ATE
			←	10/91→; für Fahrzeuge mit verstärkter Bremse		11.0441-5202.2 250026	ATE
1.4 i 16V	66	02/96→01/98	←	nicht für Fahrzeuge mit verstärkter Bremse		11.0441-4811.2 250024	ATE
1.7 D	42	12/91→02/98					
1.7 TD	50	01/94→02/98	←	für Fahrzeuge mit verstärkter Bremse		11.0441-5202.2 250026	ATE
1.7 TD	60	12/91→02/98	←				
1.6 i	52	07/94→02/98	←			11.0441-4811.2 250024	ATE
						11.0441-5202.2 250026	ATE
1.6 i	55	09/91→02/98	←	10/91→		11.0441-4811.2 250024	ATE
1.8 i	66	09/91→02/98	←			11.0441-5202.2 250026	ATE
1.6 i 16V	74	01/94→02/98	←			11.0441-5202.2 250026	ATE
1.8 i 16V	85	09/94→02/98					
1.8 i 16V	92	09/94→02/98					
2.0 i 16V	100	01/94→02/98					
2.0 i	85	09/91→02/98	←	10/91→		11.0441-5202.2 250026	ATE
<b> Bremsschlauch</b>							
1.4 i	44	09/91→02/98	←	10/91→	2	24.5298-0322.3 331314	L= 322
1.4 i	60	03/91→02/98	←				
1.4 S	55	09/91→02/98	→	10/91→	2	24.5233-0200.3 330425	L= 198
1.6 i	55	09/91→02/98					
1.8 i	66	09/91→02/98					
2.0 i	85	09/91→02/98					
1.4 i 16V	66	02/96→01/98	←		2	24.5298-0322.3 331314	L= 322
1.6 i	52	07/94→02/98	→				
1.7 D	42	12/91→02/98	→		2	24.5233-0200.3 330425	L= 198
1.7 TD	50	01/94→02/98					
1.7 TD	60	12/91→02/98					
1.8 i 16V	85	09/94→02/98					
1.8 i 16V	92	09/94→02/98					
1.6 i 16V	74	01/94→02/98	←		2	24.5298-0322.3 331314	L= 322
<b>VAUXHALL - ASTRA Mk IV (G) CC 02/98→05/05</b>							
<b> Bremsattel</b>							
1.2 16V	48	02/98→09/00	←	☐; 22000001→		24.3521-7001.5 240481	ATE Ø 52 - Halter
			←	☐; 22000001→		24.3521-7002.5 240482	ATE Ø 52 - Halter
1.2 16V	55	09/00→05/05	←	☐; 22000001→		24.3521-7001.5 240481	ATE Ø 52 - Halter
			←	☐; 22000001→		24.3521-7002.5 240482	ATE Ø 52 - Halter
			→	☐; 07/01→ 07/03		24.3344-1713.7 220559	TRW Ø 34 - Halter
			→	☐; 07/01→ 07/03		24.3344-1714.7 220560	TRW Ø 34 - Halter
			→	☐; 08/03→		24.3347-1711.5 240699	TRW Ø 34 - Halter
			→	☐; 08/03→		24.3347-1712.5 240700	TRW Ø 34 - Halter
1.4 16V	66	02/98→05/05	←	☐; 04/98→		24.3521-7001.5 240481	ATE Ø 52 - Halter
1.6 16V	74	02/98→05/05	←	☐; 04/98→		24.3521-7002.5 240482	ATE Ø 52 - Halter
			→	☐; 07/01→ 07/03		24.3344-1713.7 220559	TRW Ø 34 - Halter
			→	☐; 07/01→ 07/03		24.3344-1714.7 220560	TRW Ø 34 - Halter
			→	☐; 08/03→		24.3347-1711.5 240699	TRW Ø 34 - Halter
			→	☐; 08/03→		24.3347-1712.5 240700	TRW Ø 34 - Halter
↓							




















	kw			 	! #			
<b>VAUXHALL - ASTRA Mk IV (G) CC 02/98→05/05</b>								
 <b>Bremssattel</b>								
1.6	55	02/98→09/00	←	☐; 04/98→		24.3521-7001.5	240481	ATE Ø 52 - Halter
1.7 TD	50	02/98→08/00	←	☐; 04/98→		24.3521-7002.5	240482	ATE Ø 52 - Halter
1.6 1.6 Dualfuel	62 62	09/00→05/05 07/00→05/05	←	☐		24.3521-7001.5	240481	ATE Ø 52 - Halter
			←	☐		24.3521-7002.5	240482	ATE Ø 52 - Halter
			→	☐; 07/01→ 07/03		24.3344-1713.7	220559	TRW Ø 34 - Halter
			→	☐; 07/01→ 07/03		24.3344-1714.7	220560	TRW Ø 34 - Halter
			→	☐; 08/03→; für Fahrzeuge ohne Sportfahrwerk		24.3347-1711.5	240699	TRW Ø 34 - Halter
			→	☐; 08/03→; für Fahrzeuge ohne Sportfahrwerk		24.3347-1712.5	240700	TRW Ø 34 - Halter
			→	☐; 08/03→; für Fahrzeuge mit Sportfahrwerk		24.3367-1707.7	220669	TRW Ø 36 - Halter
			→	☐; 08/03→; für Fahrzeuge mit Sportfahrwerk		24.3367-1708.7	220670	TRW Ø 36 - Halter
1.6	76	12/02→05/05	←	☐		24.3521-7001.5	240481	ATE Ø 52 - Halter
			←	☐		24.3521-7002.5	240482	ATE Ø 52 - Halter
			→	☐		24.3367-1713.7	220779	TRW Ø 36 - Halter
			→	☐		24.3367-1714.7	220780	TRW Ø 36 - Halter
1.6 Dualfuel	63	09/02→05/05	←	☐		24.3521-7001.5	240481	ATE Ø 52 - Halter
			←	☐		24.3521-7002.5	240482	ATE Ø 52 - Halter
			→	☐; → 07/03		24.3344-1713.7	220559	TRW Ø 34 - Halter
			→	☐; → 07/03		24.3344-1714.7	220560	TRW Ø 34 - Halter
			→	☐; 08/03→; für Fahrzeuge ohne Sportfahrwerk		24.3347-1711.5	240699	TRW Ø 34 - Halter
			→	☐; 08/03→		24.3347-1711.5	240699	TRW Ø 34 - Halter
			→	☐; 08/03→; für Fahrzeuge ohne Sportfahrwerk		24.3347-1712.5	240700	TRW Ø 34 - Halter
			→	☐; 08/03→		24.3347-1712.5	240700	TRW Ø 34 - Halter
			→	☐; 08/03→; für Fahrzeuge mit Sportfahrwerk		24.3367-1707.7	220669	TRW Ø 36 - Halter
			→	☐; 08/03→; für Fahrzeuge mit Sportfahrwerk		24.3367-1708.7	220670	TRW Ø 36 - Halter
1.7 CDTI 16V	59	04/03→05/05	←	☐		24.3521-7001.5	240481	ATE Ø 52 - Halter
			←	☐		24.3521-7002.5	240482	ATE Ø 52 - Halter
			→	☐; → 07/03		24.3344-1713.7	220559	TRW Ø 34 - Halter
			→	☐; → 07/03		24.3344-1714.7	220560	TRW Ø 34 - Halter
			→	☐; 08/03→		24.3347-1711.5	240699	TRW Ø 34 - Halter
			→	☐; 08/03→		24.3347-1712.5	240700	TRW Ø 34 - Halter
1.7 DTI 16V	55	02/00→05/05	←	☐		24.3521-7001.5	240481	ATE Ø 52 - Halter
			←	☐		24.3521-7002.5	240482	ATE Ø 52 - Halter
			→	☐; 07/01→ 07/03		24.3344-1713.7	220559	TRW Ø 34 - Halter
			→	☐; 07/01→ 07/03		24.3344-1714.7	220560	TRW Ø 34 - Halter
			→	☐; 08/03→		24.3347-1711.5	240699	TRW Ø 34 - Halter
			→	☐; 08/03→		24.3347-1712.5	240700	TRW Ø 34 - Halter
1.8 16V	85	02/98→09/00	←	☐; 04/98→; + ABS		11.9571-9824.2	220472	ATE Ø 57 - Halter
						24.3571-9824.5	240500	ATE Ø 57 - Halter
			←	☐; 04/98→; - ABS		24.3521-7001.5	240481	ATE Ø 52 - Halter
			←	☐; 04/98→; - ABS		24.3521-7002.5	240482	ATE Ø 52 - Halter
			←	☐; 04/98→; + ABS		24.3571-9823.5	240499	ATE Ø 57 - Halter
1.8 16V	92	09/00→05/05	←	☐; + ABS		11.9571-9824.2	220472	ATE Ø 57 - Halter
						24.3571-9824.5	240500	ATE Ø 57 - Halter
			←	☐; - ABS		24.3521-7001.5	240481	ATE Ø 52 - Halter
			←	☐; - ABS		24.3521-7002.5	240482	ATE Ø 52 - Halter
			←	☐; + ABS		24.3571-9823.5	240499	ATE Ø 57 - Halter
			→	☐; 07/01→ 07/03		24.3344-1713.7	220559	TRW Ø 34 - Halter
			→	☐; 07/01→ 07/03		24.3344-1714.7	220560	TRW Ø 34 - Halter
			→	☐; 08/03→		24.3347-1711.5	240699	TRW Ø 34 - Halter
↓								

	kw			 	! #		
<b>VAUXHALL - ASTRA Mk IV (G) CC 02/98→05/05</b>							
<b>Bremssattel</b>							
1.8 16V	92	09/00→05/05	➔	☐; 08/03→		24.3347-1712.5 240700	TRW Ø 34 - Halter
1.8 16V Dualfuel	87	09/02→05/05	➔	☐; + ABS		11.9571-9824.2 220472	ATE Ø 57 - Halter
					24.3571-9824.5 240500	ATE Ø 57 - Halter	
			➔	☐; - ABS		24.3521-7001.5 240481	ATE Ø 52 - Halter
			➔	☐; - ABS		24.3521-7002.5 240482	ATE Ø 52 - Halter
			➔	☐; + ABS		24.3571-9823.5 240499	ATE Ø 57 - Halter
			➔	☐; → 07/03		24.3344-1713.7 220559	TRW Ø 34 - Halter
			➔	☐; → 07/03		24.3344-1714.7 220560	TRW Ø 34 - Halter
			➔	☐; 08/03→		24.3347-1711.5 240699	TRW Ø 34 - Halter
			➔	☐; 08/03→		24.3347-1712.5 240700	TRW Ø 34 - Halter
2.0	118	10/99→08/00	➔	☐		11.9571-9824.2 220472	ATE Ø 57 - Halter
					24.3571-9824.5 240500	ATE Ø 57 - Halter	
			➔	☐		24.3571-9823.5 240499	ATE Ø 57 - Halter
2.0 16V	100	02/98→05/05	➔	☐; 04/98→		11.9571-9824.2 220472	ATE Ø 57 - Halter
					24.3571-9824.5 240500	ATE Ø 57 - Halter	
			➔	☐; 04/98→		24.3571-9823.5 240499	ATE Ø 57 - Halter
2.0 DI	60	02/98→05/05	➔	☐; 04/98→; + ABS		11.9571-9824.2 220472	ATE Ø 57 - Halter
					24.3571-9824.5 240500	ATE Ø 57 - Halter	
			➔	☐; 04/98→; - ABS		24.3521-7001.5 240481	ATE Ø 52 - Halter
			➔	☐; 04/98→; - ABS		24.3521-7002.5 240482	ATE Ø 52 - Halter
			➔	☐; 04/98→; + ABS		24.3571-9823.5 240499	ATE Ø 57 - Halter
			➔	☐; 07/01→ 07/03		24.3344-1713.7 220559	TRW Ø 34 - Halter
			➔	☐; 07/01→ 07/03		24.3344-1714.7 220560	TRW Ø 34 - Halter
			➔	☐; 08/03→		24.3347-1711.5 240699	TRW Ø 34 - Halter
			➔	☐; 08/03→		24.3347-1712.5 240700	TRW Ø 34 - Halter
2.0 DTI 16V 2.2 16V	74 108	08/99→05/05 03/01→05/05	➔	☐		11.9571-9824.2 220472	ATE Ø 57 - Halter
					24.3571-9824.5 240500	ATE Ø 57 - Halter	
			➔	☐		24.3571-9823.5 240499	ATE Ø 57 - Halter
			➔	☐; 07/01→		24.3367-1713.7 220779	TRW Ø 36 - Halter
			➔	☐; 07/01→		24.3367-1714.7 220780	TRW Ø 36 - Halter
2.0 SRI Turbo	141	11/01→05/05	➔	☐		11.9571-9824.2 220472	ATE Ø 57 - Halter
					24.3571-9824.5 240500	ATE Ø 57 - Halter	
			➔	☐		24.3571-9823.5 240499	ATE Ø 57 - Halter
			➔	☐		24.3384-1753.7 220633	TRW Ø 38 - Halter
			➔	☐		24.3384-1754.7 220634	TRW Ø 38 - Halter
<b>Halter, Bremssattel</b>							
2.0	118	10/99→08/00	➔			11.8170-0758.1 260120	ATE
<b>Feder, Bremssattel</b>							
1.2 16V	48	02/98→09/00		22000001→	2	11.8116-0292.1 390521	ATE
1.2 16V	55	09/00→05/05					
1.4 16V	66	02/98→05/05		04/98→	2	11.8116-0292.1 390521	ATE
1.6	55	02/98→09/00					
1.6 16V	74	02/98→05/05					
1.7 TD	50	02/98→08/00					
1.6	62	09/00→05/05			2	11.8116-0292.1 390521	ATE
1.6	76	12/02→05/05					
1.6 Dualfuel	62	07/00→05/05					
1.6 Dualfuel	63	09/02→05/05					
1.7 CDTI 16V	59	04/03→05/05					
1.7 DTI 16V	55	02/00→05/05					
1.8 16V	85	02/98→09/00		04/98→; - ABS	2	11.8116-0292.1 390521	ATE
2.0 DI	60	02/98→05/05	➔	04/98→; + ABS	2	11.8116-0292.1 390521	ATE
1.8 16V	92	09/00→05/05		- ABS	2	11.8116-0292.1 390521	ATE
1.8 16V Dualfuel	87	09/02→05/05	➔	+ ABS	2	11.8116-0292.1 390521	ATE
2.0	118	10/99→08/00	➔		2	11.8116-0292.1 390521	ATE
2.0 DTI 16V	74	08/99→05/05					
2.0 SRI Turbo	141	11/01→05/05					
2.2 16V	108	03/01→05/05					
2.0 16V	100	02/98→05/05	➔	04/98→	2	11.8116-0292.1 390521	ATE
↓							










	kw			 	! #		
<b>VAUXHALL - ASTRA Mk IV (G) CC 02/98→05/05</b>							
<b>Führungshülzensatz, Bremssattel</b>							
1.2 16V	48	02/98→09/00	←	22000001→		11.0101-5407.2 260011	ATE
			←	04/98→; → 18999999; für Fahrzeuge mit Trommelbremse an der Hinterachse		11.0101-5407.2 260011	ATE
1.2 16V	55	09/00→05/05	←	22000001→		11.0101-5407.2 260011	ATE
			←	→ 18999999; für Fahrzeuge mit Trommelbremse an der Hinterachse		11.0101-5407.2 260011	ATE
1.4 16V 1.6 1.6 16V 1.7 TD 2.0 16V	66 55 74 50 100	02/98→05/05 02/98→09/00 02/98→05/05 02/98→08/00 02/98→05/05	←	04/98→		11.0101-5407.2 260011	ATE
1.6 1.6 1.6 Dualfuel 1.6 Dualfuel 1.7 CDTI 16V 1.7 DTI 16V 2.0 2.0 DTI 16V 2.0 SRI Turbo 2.2 16V	62 76 62 63 59 55 118 74 141 108	09/00→05/05 12/02→05/05 07/00→05/05 09/02→05/05 04/03→05/05 02/00→05/05 10/99→08/00 08/99→05/05 11/01→05/05 03/01→05/05	←			11.0101-5407.2 260011	ATE
1.8 16V 2.0 DI	85 60	02/98→09/00 02/98→05/05	←	04/98→; - ABS		11.0101-5407.2 260011	ATE
			←	04/98→; + ABS		11.0101-5407.2 260011	ATE
1.8 16V 1.8 16V Dualfuel	92 87	09/00→05/05 09/02→05/05	←	+ ABS		11.0101-5407.2 260011	ATE
			←	- ABS		11.0101-5407.2 260011	ATE
<b>Führungsbolzen, Bremssattel</b>							
1.2 16V	48	02/98→09/00	←	22000001→		11.8171-0008.1 990049	ATE
			←	04/98→; → 18999999; für Fahrzeuge mit Trommelbremse an der Hinterachse		11.8171-0008.1 990049	ATE
1.2 16V	55	09/00→05/05	←	22000001→		11.8171-0008.1 990049	ATE
			←	→ 18999999; für Fahrzeuge mit Trommelbremse an der Hinterachse		11.8171-0008.1 990049	ATE
1.4 16V 1.6 1.6 16V 1.7 TD 2.0 16V	66 55 74 50 100	02/98→05/05 02/98→09/00 02/98→05/05 02/98→08/00 02/98→05/05	←	04/98→		11.8171-0008.1 990049	ATE
1.6 1.6 1.6 Dualfuel 1.6 Dualfuel 1.7 CDTI 16V 1.7 DTI 16V 2.0 DTI 16V 2.0 SRI Turbo 2.2 16V	62 76 62 63 59 55 74 141 108	09/00→05/05 12/02→05/05 07/00→05/05 09/02→05/05 04/03→05/05 02/00→05/05 08/99→05/05 11/01→05/05 03/01→05/05	←			11.8171-0008.1 990049	ATE
1.8 16V 2.0 DI	85 60	02/98→09/00 02/98→05/05	←	04/98→; + ABS		11.8171-0008.1 990049	ATE
			←	04/98→; - ABS		11.8171-0008.1 990049	ATE
1.8 16V 1.8 16V Dualfuel	92 87	09/00→05/05 09/02→05/05	←	+ ABS		11.8171-0008.1 990049	ATE
			←	- ABS		11.8171-0008.1 990049	ATE
2.0	118	10/99→08/00				11.8171-0008.1 990049	ATE
<b>Dichtungssatz, Bremssattel</b>							
1.8 16V 2.0 DI	85 60	02/98→09/00 02/98→05/05	←	04/98→; + ABS		11.0441-5704.2 250034	ATE
1.8 16V 1.8 16V Dualfuel	92 87	09/00→05/05 09/02→05/05	←	+ ABS		11.0441-5704.2 250034	ATE
2.0 2.0 DTI 16V 2.0 SRI Turbo 2.2 16V	118 74 141 108	10/99→08/00 08/99→05/05 11/01→05/05 03/01→05/05	←			11.0441-5704.2 250034	ATE
2.0 16V	100	02/98→05/05	←	04/98→		11.0441-5704.2 250034	ATE
<b>Bremsschlauch</b>							
1.2 16V 1.4 16V 1.6 1.6 16V ↓	48 66 55 74	02/98→09/00 02/98→05/05 02/98→09/00 02/98→05/05	←	04/98→	2	24.5241-0396.3 331380	L= 398









	kw				! #				
<b>VAUXHALL - ASTRA Mk IV (G) CC 02/98→05/05</b>									
<b>Bremsschlauch</b>									
1.2 16V 1.4 16V 1.6 1.6 16V	48 66 55 74	02/98→09/00 02/98→05/05 02/98→09/00 02/98→05/05	➔ ➔ ➔ ➔	☐; 32000001→; für Fahrzeuge mit Scheibenbremse an der Hinterachse ☐; 32000001→; für Fahrzeuge mit Scheibenbremse an der Hinterachse 04/98→; für Fahrzeuge mit Trommelbremse an der Hinterachse 04/98→; → 22999999; für Fahrzeuge mit Scheibenbremse an der Hinterachse		24.5157-0218.3 24.5157-0219.3 24.5240-0220.3 24.5241-0200.3	331095 331096 330619 330620	L= 219 L2= 185 mit Rohrleitung L= 219 L2= 185 mit Rohrleitung L= 220 L= 200	
1.2 16V 1.6 1.6 Dualfuel 1.6 Dualfuel 1.7 DTI 16V	55 62 62 63 55	09/00→05/05 09/00→05/05 07/00→05/05 09/02→05/05 02/00→05/05	← ➔ ➔ ➔ ➔		2	24.5241-0396.3 24.5157-0218.3 24.5157-0219.3 24.5240-0220.3 24.5241-0200.3	331380 331095 331096 330619 330620	L= 398 L= 219 L2= 185 mit Rohrleitung L= 219 L2= 185 mit Rohrleitung L= 220 L= 200	
1.6 1.7 CDTI 16V 1.8 16V 1.8 16V Dualfuel 2.0 2.0 DTI 16V 2.0 SRI Turbo 2.2 16V	76 59 92 87 118 74 141 108	12/02→05/05 04/03→05/05 09/00→05/05 09/02→05/05 10/99→08/00 08/99→05/05 11/01→05/05 03/01→05/05	← ➔ ➔ ➔ ➔ ➔ ➔ ➔		2	24.5241-0396.3 24.5157-0218.3 24.5157-0219.3 24.5241-0200.3	331380 331095 331096 330620	L= 398 L= 219 L2= 185 mit Rohrleitung L= 219 L2= 185 mit Rohrleitung L= 200	
1.7 TD	50	02/98→08/00	← ➔ ➔	04/98→ 04/98→; für Fahrzeuge mit Trommelbremse an der Hinterachse 04/98→; für Fahrzeuge mit Scheibenbremse an der Hinterachse	2 2 2	24.5241-0396.3 24.5240-0220.3 24.5241-0200.3	331380 330619 330620	L= 398 L= 220 L= 200	
1.8 16V 2.0 16V 2.0 DI	85 100 60	02/98→09/00 02/98→05/05 02/98→05/05	← ➔ ➔ ➔	04/98→ ☐; 32000001→ ☐; 32000001→ 04/98→; → 22999999	2 2 2 2	24.5241-0396.3 24.5157-0218.3 24.5157-0219.3 24.5241-0200.3	331380 331095 331096 330620	L= 398 L= 219 L2= 185 mit Rohrleitung L= 219 L2= 185 mit Rohrleitung L= 200	
<b>VAUXHALL - ASTRA Mk IV (G) Convertible 03/01→10/05</b>									
<b>Bremssattel</b>									
1.6 16V	74	03/01→10/05	← ← ➔ ➔	☐ ☐ ☐; 07/01→ ☐; 07/01→		24.3521-7001.5 24.3521-7002.5 24.3367-1713.7 24.3367-1714.7	240481 240482 220779 220780	ATE Ø 52 - Halter ATE Ø 52 - Halter TRW Ø 36 - Halter TRW Ø 36 - Halter	
1.6 16V	76	03/03→10/05	← ← ➔ ➔	☐ ☐ ☐ ☐		24.3521-7001.5 24.3521-7002.5 24.3367-1713.7 24.3367-1714.7	240481 240482 220779 220780	ATE Ø 52 - Halter ATE Ø 52 - Halter TRW Ø 36 - Halter TRW Ø 36 - Halter	
1.8 16V	92	03/01→10/05	← ← ← ← ➔ ➔	☐; + ABS ☐; - ABS ☐; - ABS ☐; + ABS ☐; 07/01→ ☐; 07/01→		11.9571-9824.2 24.3571-9824.5 24.3521-7001.5 24.3521-7002.5 24.3571-9823.5 24.3384-1753.7 24.3384-1754.7	220472 240500 240481 240482 240499 220633 220634	ATE Ø 57 - Halter ATE Ø 57 - Halter ATE Ø 52 - Halter ATE Ø 52 - Halter ATE Ø 57 - Halter TRW Ø 38 - Halter TRW Ø 38 - Halter	
2.0 2.0 Turbo	147 141	09/02→10/05 03/02→10/05	← ← ➔	☐ ☐ ☐		11.9571-9824.2 24.3571-9824.5 24.3571-9823.5 24.3384-1753.7	220472 240500 240499 220633	ATE Ø 57 - Halter ATE Ø 57 - Halter ATE Ø 57 - Halter TRW Ø 38 - Halter	
↓									

	kw					! #			
<b>VAUXHALL - ASTRA Mk IV (G) Convertible 03/01→10/05</b>									
 <b>Bremssattel</b>									
2.0	147	09/02→10/05	→	☐			24.3384-1754.7	220634	TRW Ø 38 - Halter
2.0 Turbo	141	03/02→10/05	→	☐					
2.2 16V	108	03/01→10/05	←	☐			11.9571-9824.2	220472	ATE Ø 57 - Halter
			←	☐			24.3571-9824.5	240500	ATE Ø 57 - Halter
			←	☐			24.3571-9823.5	240499	ATE Ø 57 - Halter
			→	☐; 07/01→			24.3384-1753.7	220633	TRW Ø 38 - Halter
			→	☐; 07/01→			24.3384-1754.7	220634	TRW Ø 38 - Halter
<b>Halter, Bremssattel</b>									
2.0	147	09/02→10/05	←				11.8170-0758.1	260120	ATE
<b>Feder, Bremssattel</b>									
1.6 16V	74	03/01→10/05				2	11.8116-0292.1	390521	ATE
1.6 16V	76	03/03→10/05							
1.8 16V	92	03/01→10/05		- ABS		2	11.8116-0292.1	390521	ATE
			←	+ ABS		2	11.8116-0292.1	390521	ATE
2.0	147	09/02→10/05	←			2	11.8116-0292.1	390521	ATE
2.0 Turbo	141	03/02→10/05	←						
2.2 16V	108	03/01→10/05	←						
<b>Führungshülzensatz, Bremssattel</b>									
1.6 16V	74	03/01→10/05	←				11.0101-5407.2	260011	ATE
1.6 16V	76	03/03→10/05							
2.0	147	09/02→10/05							
2.0 Turbo	141	03/02→10/05							
2.2 16V	108	03/01→10/05							
1.8 16V	92	03/01→10/05	←	+ ABS			11.0101-5407.2	260011	ATE
			←	- ABS			11.0101-5407.2	260011	ATE
<b>Führungsbolzen, Bremssattel</b>									
1.6 16V	74	03/01→10/05	←				11.8171-0008.1	990049	ATE
1.6 16V	76	03/03→10/05							
2.0 Turbo	141	03/02→10/05							
2.2 16V	108	03/01→10/05							
1.8 16V	92	03/01→10/05	←	+ ABS			11.8171-0008.1	990049	ATE
			←	- ABS			11.8171-0008.1	990049	ATE
2.0	147	09/02→10/05					11.8171-0008.1	990049	ATE
<b>Dichtungssatz, Bremssattel</b>									
1.8 16V	92	03/01→10/05	←	+ ABS			11.0441-5704.2	250034	ATE
2.0	147	09/02→10/05	←				11.0441-5704.2	250034	ATE
2.0 Turbo	141	03/02→10/05	←						
2.2 16V	108	03/01→10/05	←						
 <b>Bremsschlauch</b>									
1.6 16V	74	03/01→10/05	←			2	24.5241-0396.3	331380	L= 398
1.6 16V	76	03/03→10/05							
1.8 16V	92	03/01→10/05	→	☐; 32000001→			24.5157-0218.3	331095	L= 219 L2= 185 mit Rohrleitung
2.0	147	09/02→10/05	→	☐; 32000001→			24.5157-0219.3	331096	L= 219 L2= 185 mit Rohrleitung
2.0 Turbo	141	03/02→10/05	→						
2.2 16V	108	03/01→10/05	→	→ 22999999		2	24.5241-0200.3	330620	L= 200
<b>VAUXHALL - ASTRA Mk IV (G) Coupe (F67) 03/00→08/05</b>									
 <b>Bremssattel</b>									
1.6 16V	76	03/00→08/05	←	☐			24.3521-7001.5	240481	ATE Ø 52 - Halter
			←	☐			24.3521-7002.5	240482	ATE Ø 52 - Halter
			→	☐; 07/01→ 07/03			24.3344-1713.7	220559	TRW Ø 34 - Halter
			→	☐; 07/01→ 07/03			24.3344-1714.7	220560	TRW Ø 34 - Halter
			→	☐; 08/03→			24.3347-1711.5	240699	TRW Ø 34 - Halter
			→	☐; 08/03→			24.3347-1712.5	240700	TRW Ø 34 - Halter
1.8 16V	85	03/00→08/05	←	☐			11.9571-9824.2	220472	ATE Ø 57 - Halter
1.8 16V	92	09/00→08/05	←	☐			24.3571-9824.5	240500	ATE Ø 57 - Halter
2.0 16V Turbo	140	09/00→08/05	←	☐			24.3571-9823.5	240499	ATE Ø 57 - Halter
			→	☐; 07/01→			24.3384-1753.7	220633	TRW Ø 38 - Halter
			→	☐; 07/01→			24.3384-1754.7	220634	TRW Ø 38 - Halter
1.8 16V Dualfuel	87	09/02→08/05	←	☐			11.9571-9824.2	220472	ATE Ø 57 - Halter








	kw					! #			
<b>VAUXHALL - ASTRA Mk IV (G) Coupe (F67) 03/00→08/05</b>									
<b>Bremssattel</b>									
2.0	147	08/02→05/05	←	☐			24.3571-9824.5	240500	ATE Ø 57 - Halter
			←	☐			24.3571-9823.5	240499	ATE Ø 57 - Halter
			→	☐			24.3384-1753.7	220633	TRW Ø 38 - Halter
			→	☐			24.3384-1754.7	220634	TRW Ø 38 - Halter
2.2 16V	108	03/00→08/05	←	☐; 09/00→			11.9571-9824.2	220472	ATE Ø 57 - Halter
			←	☐; 09/00→			24.3571-9824.5	240500	ATE Ø 57 - Halter
			→	☐; 07/01→			24.3384-1753.7	220633	TRW Ø 38 - Halter
			→	☐; 07/01→			24.3384-1754.7	220634	TRW Ø 38 - Halter
<b>Halter, Bremssattel</b>									
2.0	147	08/02→05/05	←				11.8170-0758.1	260120	ATE
<b>Feder, Bremssattel</b>									
1.6 16V	76	03/00→08/05				2	11.8116-0292.1	390521	ATE
1.8 16V	85	03/00→08/05	←			2	11.8116-0292.1	390521	ATE
1.8 16V	92	09/00→08/05							
1.8 16V Dualfuel	87	09/02→08/05							
2.0	147	08/02→05/05							
2.0 16V Turbo	140	09/00→08/05							
2.2 16V	108	03/00→08/05	←	09/00→		2	11.8116-0292.1	390521	ATE
<b>Führungshülzensatz, Bremssattel</b>									
1.6 16V	76	03/00→08/05	←				11.0101-5407.2	260011	ATE
1.8 16V	85	03/00→08/05							
1.8 16V	92	09/00→08/05							
1.8 16V Dualfuel	87	09/02→08/05							
2.0	147	08/02→05/05							
2.0 16V Turbo	140	09/00→08/05							
2.2 16V	108	03/00→08/05	←	09/00→			11.0101-5407.2	260011	ATE
<b>Führungsbolzen, Bremssattel</b>									
1.6 16V	76	03/00→08/05	←				11.8171-0008.1	990049	ATE
1.8 16V	85	03/00→08/05							
1.8 16V	92	09/00→08/05							
1.8 16V Dualfuel	87	09/02→08/05							
2.0 16V Turbo	140	09/00→08/05							
2.0	147	08/02→05/05					11.8171-0008.1	990049	ATE
2.2 16V	108	03/00→08/05	←	09/00→			11.8171-0008.1	990049	ATE
<b>Dichtungssatz, Bremssattel</b>									
1.8 16V	85	03/00→08/05	←				11.0441-5704.2	250034	ATE
1.8 16V	92	09/00→08/05							
1.8 16V Dualfuel	87	09/02→08/05							
2.0	147	08/02→05/05							
2.0 16V Turbo	140	09/00→08/05							
2.2 16V	108	03/00→08/05	←	09/00→			11.0441-5704.2	250034	ATE
<b>Bremsschlauch</b>									
1.6 16V	76	03/00→08/05	←			2	24.5241-0396.3	331380	L= 398
			→	☐; 32000001→;	für Fahrzeuge mit Scheibenbremse an der Hinterachse		24.5157-0218.3	331095	L= 219 L2= 185 mit Rohrleitung
			→	☐; 32000001→;	für Fahrzeuge mit Scheibenbremse an der Hinterachse		24.5157-0219.3	331096	L= 219 L2= 185 mit Rohrleitung
			→		für Fahrzeuge mit Trommelbremse an der Hinterachse	2	24.5240-0220.3	330619	L= 220
			→	→ 22999999;	für Fahrzeuge mit Scheibenbremse an der Hinterachse	2	24.5241-0200.3	330620	L= 200
1.8 16V	85	03/00→08/05	←			2	24.5241-0396.3	331380	L= 398
			→	☐; 32000001→			24.5157-0218.3	331095	L= 219 L2= 185 mit Rohrleitung
			→	☐; 32000001→			24.5157-0219.3	331096	L= 219 L2= 185 mit Rohrleitung
			→	→ 22999999		2	24.5241-0200.3	330620	L= 200
2.2 16V	108	03/00→08/05	←	09/00→		2	24.5241-0396.3	331380	L= 398
			→	☐; 32000001→			24.5157-0218.3	331095	L= 219 L2= 185 mit Rohrleitung
↓									


















	kw					! #		
<b>VAUXHALL - ASTRA Mk IV (G) Coupe (F67) 03/00→08/05</b>								
 <b>Bremsschlauch</b>								
2.2 16V	108	03/00→08/05	➡	☐; 32000001→		24.5157-0219.3	331096	L= 219 L2= 185 mit Rohrleitung
			➡	09/00→; → 22999999	2	24.5241-0200.3	330620	L= 200
<b>VAUXHALL - ASTRA Mk IV (G) Estate 02/98→05/05</b>								
 <b>Bremssattel</b>								
1.2 16V	48	02/98→09/00	←	☐; 22000001→		24.3521-7001.5	240481	ATE Ø 52 - Halter
			←	☐; 22000001→		24.3521-7002.5	240482	ATE Ø 52 - Halter
1.2 16V	55	09/00→05/05	←	☐; 22000001→		24.3521-7001.5	240481	ATE Ø 52 - Halter
			←	☐; 22000001→		24.3521-7002.5	240482	ATE Ø 52 - Halter
			➡	☐; 07/01→ 07/03		24.3344-1713.7	220559	TRW Ø 34 - Halter
			➡	☐; 07/01→ 07/03		24.3344-1714.7	220560	TRW Ø 34 - Halter
			➡	☐; 08/03→		24.3347-1711.5	240699	TRW Ø 34 - Halter
			➡	☐; 08/03→		24.3347-1712.5	240700	TRW Ø 34 - Halter
1.4 16V 1.6 16V	66 74	02/98→05/05 03/98→04/04	←	☐; 04/98→		24.3521-7001.5	240481	ATE Ø 52 - Halter
			←	☐; 04/98→		24.3521-7002.5	240482	ATE Ø 52 - Halter
			➡	☐; 07/01→ 07/03		24.3344-1713.7	220559	TRW Ø 34 - Halter
			➡	☐; 07/01→ 07/03		24.3344-1714.7	220560	TRW Ø 34 - Halter
			➡	☐; 08/03→		24.3347-1711.5	240699	TRW Ø 34 - Halter
			➡	☐; 08/03→		24.3347-1712.5	240700	TRW Ø 34 - Halter
1.6 1.6 1.6 Dualfuel	55 62 63	03/98→04/04 03/98→04/04 03/98→04/04	←	☐; 04/98→		24.3521-7001.5	240481	ATE Ø 52 - Halter
			←	☐; 04/98→		24.3521-7002.5	240482	ATE Ø 52 - Halter
			➡	☐; 07/01→ 07/03		24.3344-1713.7	220559	TRW Ø 34 - Halter
			➡	☐; 07/01→ 07/03		24.3344-1714.7	220560	TRW Ø 34 - Halter
			➡	☐; 08/03→; für Fahrzeuge ohne Sportfahrwerk		24.3347-1711.5	240699	TRW Ø 34 - Halter
			➡	☐; 08/03→; für Fahrzeuge ohne Sportfahrwerk		24.3347-1712.5	240700	TRW Ø 34 - Halter
			➡	☐; 08/03→; für Fahrzeuge mit Sportfahrwerk		24.3367-1707.7	220669	TRW Ø 36 - Halter
			➡	☐; 08/03→; für Fahrzeuge mit Sportfahrwerk		24.3367-1708.7	220670	TRW Ø 36 - Halter
1.6	76	12/02→05/05	←	☐		24.3521-7001.5	240481	ATE Ø 52 - Halter
			←	☐		24.3521-7002.5	240482	ATE Ø 52 - Halter
			➡	☐; → 07/03		24.3344-1713.7	220559	TRW Ø 34 - Halter
			➡	☐; → 07/03		24.3344-1714.7	220560	TRW Ø 34 - Halter
			➡	☐; 08/03→; für Fahrzeuge ohne Sportfahrwerk		24.3347-1711.5	240699	TRW Ø 34 - Halter
			➡	☐; 08/03→; für Fahrzeuge ohne Sportfahrwerk		24.3347-1712.5	240700	TRW Ø 34 - Halter
			➡	☐; 08/03→; für Fahrzeuge mit Sportfahrwerk		24.3367-1707.7	220669	TRW Ø 36 - Halter
			➡	☐; 08/03→; für Fahrzeuge mit Sportfahrwerk		24.3367-1708.7	220670	TRW Ø 36 - Halter
1.6 Dualfuel	62	07/00→05/05	←	☐		24.3521-7001.5	240481	ATE Ø 52 - Halter
			←	☐		24.3521-7002.5	240482	ATE Ø 52 - Halter
			➡	☐; 07/01→ 07/03		24.3344-1713.7	220559	TRW Ø 34 - Halter
			➡	☐; 07/01→ 07/03		24.3344-1714.7	220560	TRW Ø 34 - Halter
			➡	☐; 08/03→; für Fahrzeuge ohne Sportfahrwerk		24.3347-1711.5	240699	TRW Ø 34 - Halter
			➡	☐; 08/03→; für Fahrzeuge ohne Sportfahrwerk		24.3347-1712.5	240700	TRW Ø 34 - Halter
			➡	☐; 08/03→; für Fahrzeuge mit Sportfahrwerk		24.3367-1707.7	220669	TRW Ø 36 - Halter
			➡	☐; 08/03→; für Fahrzeuge mit Sportfahrwerk		24.3367-1708.7	220670	TRW Ø 36 - Halter
1.7 CDTI 16V	59	04/03→05/05	←	☐		24.3521-7001.5	240481	ATE Ø 52 - Halter
			←	☐		24.3521-7002.5	240482	ATE Ø 52 - Halter
			➡	☐; → 07/03		24.3344-1713.7	220559	TRW Ø 34 - Halter
			➡	☐; → 07/03		24.3344-1714.7	220560	TRW Ø 34 - Halter
↓								








	kw			 	! #			
<b>VAUXHALL - ASTRA Mk IV (G) Estate 02/98→05/05</b>								
 <b>Bremssattel</b>								
1.7 CDTI 16V	59	04/03→05/05	➔	☐; 08/03→		24.3347-1711.5	240699	TRW Ø 34 - Halter
			➔	☐; 08/03→		24.3347-1712.5	240700	TRW Ø 34 - Halter
1.7 DTI 16V	55	02/00→05/05	←	☐		24.3521-7001.5	240481	ATE Ø 52 - Halter
			←	☐		24.3521-7002.5	240482	ATE Ø 52 - Halter
			➔	☐; 07/01→ 07/03		24.3344-1713.7	220559	TRW Ø 34 - Halter
			➔	☐; 07/01→ 07/03		24.3344-1714.7	220560	TRW Ø 34 - Halter
			➔	☐; 08/03→		24.3347-1711.5	240699	TRW Ø 34 - Halter
			➔	☐; 08/03→		24.3347-1712.5	240700	TRW Ø 34 - Halter
1.7 TD	50	02/98→08/00	←	☐; 04/98→		24.3521-7001.5	240481	ATE Ø 52 - Halter
			←	☐; 04/98→		24.3521-7002.5	240482	ATE Ø 52 - Halter
1.8 16V	85	02/98→08/00	←	☐; 04/98→; + ABS		11.9571-9824.2	220472	ATE Ø 57 - Halter
						24.3571-9824.5	240500	ATE Ø 57 - Halter
			←	☐; 04/98→; - ABS		24.3521-7001.5	240481	ATE Ø 52 - Halter
			←	☐; 04/98→; - ABS		24.3521-7002.5	240482	ATE Ø 52 - Halter
			←	☐; 04/98→; + ABS		24.3571-9823.5	240499	ATE Ø 57 - Halter
1.8 16V	92	09/00→05/05	←	☐; + ABS		11.9571-9824.2	220472	ATE Ø 57 - Halter
						24.3571-9824.5	240500	ATE Ø 57 - Halter
			←	☐; - ABS		24.3521-7001.5	240481	ATE Ø 52 - Halter
			←	☐; - ABS		24.3521-7002.5	240482	ATE Ø 52 - Halter
			←	☐; + ABS		24.3571-9823.5	240499	ATE Ø 57 - Halter
			➔	☐; 07/01→ 07/03		24.3344-1713.7	220559	TRW Ø 34 - Halter
			➔	☐; 07/01→ 07/03		24.3344-1714.7	220560	TRW Ø 34 - Halter
			➔	☐; 08/03→		24.3347-1711.5	240699	TRW Ø 34 - Halter
➔	☐; 08/03→		24.3347-1712.5	240700	TRW Ø 34 - Halter			
1.8 16V Dualfuel	87	09/02→05/05	←	☐; + ABS		11.9571-9824.2	220472	ATE Ø 57 - Halter
						24.3571-9824.5	240500	ATE Ø 57 - Halter
			←	☐; - ABS		24.3521-7001.5	240481	ATE Ø 52 - Halter
			←	☐; - ABS		24.3521-7002.5	240482	ATE Ø 52 - Halter
			←	☐; + ABS		24.3571-9823.5	240499	ATE Ø 57 - Halter
			➔	☐; → 07/03		24.3344-1713.7	220559	TRW Ø 34 - Halter
			➔	☐; → 07/03		24.3344-1714.7	220560	TRW Ø 34 - Halter
			➔	☐; 08/03→		24.3347-1711.5	240699	TRW Ø 34 - Halter
➔	☐; 08/03→		24.3347-1712.5	240700	TRW Ø 34 - Halter			
2.0 16V	100	02/98→05/05	←	☐; 04/98→		11.9571-9824.2	220472	ATE Ø 57 - Halter
						24.3571-9824.5	240500	ATE Ø 57 - Halter
			←	☐; 04/98→		24.3571-9823.5	240499	ATE Ø 57 - Halter
2.0 DI	60	03/98→04/04	←	☐; 04/98→; + ABS		11.9571-9824.2	220472	ATE Ø 57 - Halter
						24.3571-9824.5	240500	ATE Ø 57 - Halter
			←	☐; 04/98→; - ABS		24.3521-7001.5	240481	ATE Ø 52 - Halter
			←	☐; 04/98→; - ABS		24.3521-7002.5	240482	ATE Ø 52 - Halter
			←	☐; 04/98→; + ABS		24.3571-9823.5	240499	ATE Ø 57 - Halter
			➔	☐; 07/01→ 07/03		24.3344-1713.7	220559	TRW Ø 34 - Halter
			➔	☐; 07/01→ 07/03		24.3344-1714.7	220560	TRW Ø 34 - Halter
			➔	☐; 08/03→		24.3347-1711.5	240699	TRW Ø 34 - Halter
➔	☐; 08/03→		24.3347-1712.5	240700	TRW Ø 34 - Halter			
2.0 DTI 16V	74	03/98→04/04	←	☐; 08/99→		11.9571-9824.2	220472	ATE Ø 57 - Halter
						24.3571-9824.5	240500	ATE Ø 57 - Halter
			←	☐; 08/99→		24.3571-9823.5	240499	ATE Ø 57 - Halter
			➔	☐; 07/01→		24.3367-1713.7	220779	TRW Ø 36 - Halter
➔	☐; 07/01→		24.3367-1714.7	220780	TRW Ø 36 - Halter			
2.2 16V	108	03/01→05/05	←	☐		11.9571-9824.2	220472	ATE Ø 57 - Halter
						24.3571-9824.5	240500	ATE Ø 57 - Halter
			←	☐		24.3571-9823.5	240499	ATE Ø 57 - Halter
➔	☐; 07/01→		24.3367-1713.7	220779	TRW Ø 36 - Halter			
↓								










	kW			 	! #		
<b>VAUXHALL - ASTRA Mk IV (G) Estate 02/98→05/05</b>							
<b>Bremssattel</b>							
2.2 16V	108	03/01→05/05	➔	☐; 07/01→		24.3367-1714.7 220780	TRW Ø 36 - Halter
<b>Feder, Bremssattel</b>							
1.2 16V	48	02/98→09/00		22000001→	2	11.8116-0292.1 390521	ATE
1.2 16V	55	09/00→05/05					
1.4 16V	66	02/98→05/05		04/98→	2	11.8116-0292.1 390521	ATE
1.6	55	03/98→04/04					
1.6	62	03/98→04/04					
1.6 16V	74	03/98→04/04					
1.6 Dualfuel	63	03/98→04/04					
1.7 TD	50	02/98→08/00					
1.6	76	12/02→05/05			2	11.8116-0292.1 390521	ATE
1.6 Dualfuel	62	07/00→05/05					
1.7 CDTI 16V	59	04/03→05/05					
1.7 DTI 16V	55	02/00→05/05					
1.8 16V	85	02/98→08/00		04/98→; - ABS	2	11.8116-0292.1 390521	ATE
2.0 DI	60	03/98→04/04	←	04/98→; + ABS	2	11.8116-0292.1 390521	ATE
1.8 16V	92	09/00→05/05		- ABS	2	11.8116-0292.1 390521	ATE
1.8 16V Dualfuel	87	09/02→05/05	←	+ ABS	2	11.8116-0292.1 390521	ATE
2.0 16V	100	02/98→05/05	←	04/98→	2	11.8116-0292.1 390521	ATE
2.0 DTI 16V	74	03/98→04/04	←	08/99→	2	11.8116-0292.1 390521	ATE
2.2 16V	108	03/01→05/05	←		2	11.8116-0292.1 390521	ATE
<b>Führungshülzensatz, Bremssattel</b>							
1.2 16V	48	02/98→09/00	←	22000001→		11.0101-5407.2 260011	ATE
			←	04/98→; → 18999999; für Fahrzeuge mit Trommelbremse an der Hinterachse		11.0101-5407.2 260011	ATE
1.2 16V	55	09/00→05/05	←	22000001→		11.0101-5407.2 260011	ATE
			←	→ 18999999; für Fahrzeuge mit Trommelbremse an der Hinterachse		11.0101-5407.2 260011	ATE
1.4 16V	66	02/98→05/05	←	04/98→		11.0101-5407.2 260011	ATE
1.6	55	03/98→04/04					
1.6	62	03/98→04/04					
1.6 16V	74	03/98→04/04					
1.6 Dualfuel	63	03/98→04/04					
1.7 TD	50	02/98→08/00					
2.0 16V	100	02/98→05/05					
1.6	76	12/02→05/05	←			11.0101-5407.2 260011	ATE
1.6 Dualfuel	62	07/00→05/05					
1.7 CDTI 16V	59	04/03→05/05					
1.7 DTI 16V	55	02/00→05/05					
2.2 16V	108	03/01→05/05					
1.8 16V	85	02/98→08/00	←	04/98→; - ABS		11.0101-5407.2 260011	ATE
2.0 DI	60	03/98→04/04	←	04/98→; + ABS		11.0101-5407.2 260011	ATE
1.8 16V	92	09/00→05/05	←	+ ABS		11.0101-5407.2 260011	ATE
1.8 16V Dualfuel	87	09/02→05/05	←	- ABS		11.0101-5407.2 260011	ATE
2.0 DTI 16V	74	03/98→04/04	←	08/99→		11.0101-5407.2 260011	ATE
<b>Führungsbolzen, Bremssattel</b>							
1.2 16V	48	02/98→09/00	←	22000001→		11.8171-0008.1 990049	ATE
			←	04/98→; → 18999999; für Fahrzeuge mit Trommelbremse an der Hinterachse		11.8171-0008.1 990049	ATE
1.2 16V	55	09/00→05/05	←	22000001→		11.8171-0008.1 990049	ATE
			←	→ 18999999; für Fahrzeuge mit Trommelbremse an der Hinterachse		11.8171-0008.1 990049	ATE
1.4 16V	66	02/98→05/05	←	04/98→		11.8171-0008.1 990049	ATE
1.6	55	03/98→04/04					
1.6	62	03/98→04/04					
1.6 16V	74	03/98→04/04					
1.6 Dualfuel	63	03/98→04/04					
1.7 TD	50	02/98→08/00					
2.0 16V	100	02/98→05/05					
1.6	76	12/02→05/05	←			11.8171-0008.1 990049	ATE
1.6 Dualfuel	62	07/00→05/05					
1.7 CDTI 16V	59	04/03→05/05					
1.7 DTI 16V	55	02/00→05/05					
2.2 16V	108	03/01→05/05					
↓							








	kw			 	! #		
<b>VAUXHALL - ASTRA Mk IV (G) Estate 02/98→05/05</b>							
<b>Führungsbolzen, Bremsattel</b>							
1.8 16V 2.0 DI	85 60	02/98→08/00 03/98→04/04	←	04/98→; + ABS		11.8171-0008.1 990049	ATE
			←	04/98→; - ABS		11.8171-0008.1 990049	ATE
1.8 16V 1.8 16V Dualfuel	92 87	09/00→05/05 09/02→05/05	←	+ ABS		11.8171-0008.1 990049	ATE
			←	- ABS		11.8171-0008.1 990049	ATE
2.0 DTI 16V	74	03/98→04/04	←	08/99→		11.8171-0008.1 990049	ATE
<b>Dichtungssatz, Bremsattel</b>							
1.8 16V 2.0 DI	85 60	02/98→08/00 03/98→04/04	←	04/98→; + ABS		11.0441-5704.2 250034	ATE
1.8 16V 1.8 16V Dualfuel	92 87	09/00→05/05 09/02→05/05	←	+ ABS		11.0441-5704.2 250034	ATE
2.0 16V	100	02/98→05/05	←	04/98→		11.0441-5704.2 250034	ATE
2.0 DTI 16V	74	03/98→04/04	←	08/99→		11.0441-5704.2 250034	ATE
2.2 16V	108	03/01→05/05	←			11.0441-5704.2 250034	ATE
<b>Bremsschlauch</b>							
1.2 16V 1.4 16V 1.6 1.6 1.6 16V 1.6 Dualfuel	48 66 55 62 74 63	02/98→09/00 02/98→05/05 03/98→04/04 03/98→04/04 03/98→04/04 03/98→04/04	←	04/98→	2	24.5241-0396.3 331380	L= 398
			→	☐; 32000001→; für Fahrzeuge mit Scheibenbremse an der Hinterachse		24.5157-0218.3 331095	L= 219 L2= 185 mit Rohrleitung
			→	☐; 32000001→; für Fahrzeuge mit Scheibenbremse an der Hinterachse		24.5157-0219.3 331096	L= 219 L2= 185 mit Rohrleitung
			→	04/98→; für Fahrzeuge mit Trommelbremse an der Hinterachse	2	24.5240-0220.3 330619	L= 220
			→	04/98→; → 22999999; für Fahrzeuge mit Scheibenbremse an der Hinterachse	2	24.5241-0200.3 330620	L= 200
1.2 16V 1.6 1.6 Dualfuel 1.7 DTI 16V	55 76 62 55	09/00→05/05 12/02→05/05 07/00→05/05 02/00→05/05	←		2	24.5241-0396.3 331380	L= 398
			→	☐; 32000001→; für Fahrzeuge mit Scheibenbremse an der Hinterachse		24.5157-0218.3 331095	L= 219 L2= 185 mit Rohrleitung
			→	☐; 32000001→; für Fahrzeuge mit Scheibenbremse an der Hinterachse		24.5157-0219.3 331096	L= 219 L2= 185 mit Rohrleitung
			→	für Fahrzeuge mit Trommelbremse an der Hinterachse	2	24.5240-0220.3 330619	L= 220
			→	→ 22999999; für Fahrzeuge mit Scheibenbremse an der Hinterachse	2	24.5241-0200.3 330620	L= 200
1.7 CDTI 16V 1.8 16V 1.8 16V Dualfuel 2.2 16V	59 92 87 108	04/03→05/05 09/00→05/05 09/02→05/05 03/01→05/05	←		2	24.5241-0396.3 331380	L= 398
			→	☐; 32000001→		24.5157-0218.3 331095	L= 219 L2= 185 mit Rohrleitung
			→	☐; 32000001→		24.5157-0219.3 331096	L= 219 L2= 185 mit Rohrleitung
			→	→ 22999999	2	24.5241-0200.3 330620	L= 200
1.7 TD	50	02/98→08/00	←	04/98→	2	24.5241-0396.3 331380	L= 398
			→	04/98→; für Fahrzeuge mit Trommelbremse an der Hinterachse	2	24.5240-0220.3 330619	L= 220
			→	04/98→; für Fahrzeuge mit Scheibenbremse an der Hinterachse	2	24.5241-0200.3 330620	L= 200
1.8 16V 2.0 16V 2.0 DI	85 100 60	02/98→08/00 02/98→05/05 03/98→04/04	←	04/98→	2	24.5241-0396.3 331380	L= 398
			→	☐; 32000001→		24.5157-0218.3 331095	L= 219 L2= 185 mit Rohrleitung
			→	☐; 32000001→		24.5157-0219.3 331096	L= 219 L2= 185 mit Rohrleitung
			→	04/98→; → 22999999	2	24.5241-0200.3 330620	L= 200
2.0 DTI 16V	74	03/98→04/04	←	08/99→	2	24.5241-0396.3 331380	L= 398
			→	☐; 32000001→		24.5157-0218.3 331095	L= 219 L2= 185 mit Rohrleitung
			→	☐; 32000001→		24.5157-0219.3 331096	L= 219 L2= 185 mit Rohrleitung
			→	08/99→; → 22999999	2	24.5241-0200.3 330620	L= 200
<b>VAUXHALL - ASTRA Mk IV (G) Sedan 02/98→05/05</b>							
<b>Bremssattel</b>							
1.2 16V ↓	48	09/98→09/00	←	☐; 22000001→		24.3521-7001.5 240481	ATE Ø 52 - Halter

	kw			 	! #		
<b>VAUXHALL - ASTRA Mk IV (G) Sedan 02/98→05/05</b>							
<b> Bremssattel</b>							
1.2 16V	48	09/98→09/00	←	☐; 22000001→		24.3521-7002.5 240482	ATE Ø 52 - Halter
1.2 16V	55	09/00→05/05	←	☐; 22000001→		24.3521-7001.5 240481	ATE Ø 52 - Halter
			←	☐; 22000001→		24.3521-7002.5 240482	ATE Ø 52 - Halter
			→	☐; 07/01→ 07/03		24.3344-1713.7 220559	TRW Ø 34 - Halter
			→	☐; 07/01→ 07/03		24.3344-1714.7 220560	TRW Ø 34 - Halter
			→	☐; 08/03→		24.3347-1711.5 240699	TRW Ø 34 - Halter
			→	☐; 08/03→		24.3347-1712.5 240700	TRW Ø 34 - Halter
1.4 16V 1.6 16V 1.7 DTI 16V	66 74 55	09/98→05/05 09/98→05/05 02/00→05/05	←	☐		24.3521-7001.5 240481	ATE Ø 52 - Halter
			←	☐		24.3521-7002.5 240482	ATE Ø 52 - Halter
			→	☐; 07/01→ 07/03		24.3344-1713.7 220559	TRW Ø 34 - Halter
			→	☐; 07/01→ 07/03		24.3344-1714.7 220560	TRW Ø 34 - Halter
			→	☐; 08/03→		24.3347-1711.5 240699	TRW Ø 34 - Halter
			→	☐; 08/03→		24.3347-1712.5 240700	TRW Ø 34 - Halter
1.6 1.7 TD	55 50	09/98→09/00 09/98→08/00	←	☐		24.3521-7001.5 240481	ATE Ø 52 - Halter
			←	☐		24.3521-7002.5 240482	ATE Ø 52 - Halter
1.6 1.6 Dualfuel	62 62	09/00→05/05 07/00→05/05	←	☐		24.3521-7001.5 240481	ATE Ø 52 - Halter
			←	☐		24.3521-7002.5 240482	ATE Ø 52 - Halter
			→	☐; 07/01→ 07/03		24.3344-1713.7 220559	TRW Ø 34 - Halter
			→	☐; 07/01→ 07/03		24.3344-1714.7 220560	TRW Ø 34 - Halter
			→	☐; 08/03→; für Fahrzeuge ohne Sportfahrwerk		24.3347-1711.5 240699	TRW Ø 34 - Halter
			→	☐; 08/03→; für Fahrzeuge ohne Sportfahrwerk		24.3347-1712.5 240700	TRW Ø 34 - Halter
			→	☐; 08/03→; für Fahrzeuge mit Sportfahrwerk		24.3367-1707.7 220669	TRW Ø 36 - Halter
→	☐; 08/03→; für Fahrzeuge mit Sportfahrwerk		24.3367-1708.7 220670	TRW Ø 36 - Halter			
1.6 Dualfuel	63	09/02→05/05	←	☐		24.3521-7001.5 240481	ATE Ø 52 - Halter
			←	☐		24.3521-7002.5 240482	ATE Ø 52 - Halter
			→	☐; → 07/03		24.3344-1713.7 220559	TRW Ø 34 - Halter
			→	☐; → 07/03		24.3344-1714.7 220560	TRW Ø 34 - Halter
			→	☐; 08/03→; für Fahrzeuge ohne Sportfahrwerk		24.3347-1711.5 240699	TRW Ø 34 - Halter
			→	☐; 08/03→; für Fahrzeuge ohne Sportfahrwerk		24.3347-1712.5 240700	TRW Ø 34 - Halter
			→	☐; 08/03→; für Fahrzeuge mit Sportfahrwerk		24.3367-1707.7 220669	TRW Ø 36 - Halter
→	☐; 08/03→; für Fahrzeuge mit Sportfahrwerk		24.3367-1708.7 220670	TRW Ø 36 - Halter			
1.7 CDTI 16V	59	04/03→05/05	←	☐		24.3521-7001.5 240481	ATE Ø 52 - Halter
			←	☐		24.3521-7002.5 240482	ATE Ø 52 - Halter
			→	☐; → 07/03		24.3344-1713.7 220559	TRW Ø 34 - Halter
			→	☐; → 07/03		24.3344-1714.7 220560	TRW Ø 34 - Halter
			→	☐; 08/03→		24.3347-1711.5 240699	TRW Ø 34 - Halter
			→	☐; 08/03→		24.3347-1712.5 240700	TRW Ø 34 - Halter
1.8 16V 1.8 16V 1.8 16V Dualfuel 2.0 DI	85 92 87 60	02/98→07/04 02/98→07/04 02/98→07/04 02/98→07/04	←	☐; 04/98→; + ABS		11.9571-9824.2 220472	ATE Ø 57 - Halter
			←	☐; 04/98→; + ABS		24.3571-9824.5 240500	ATE Ø 57 - Halter
			←	☐; 04/98→; - ABS		24.3521-7001.5 240481	ATE Ø 52 - Halter
			←	☐; 04/98→; - ABS		24.3521-7002.5 240482	ATE Ø 52 - Halter
			←	☐; 04/98→; + ABS		24.3571-9823.5 240499	ATE Ø 57 - Halter
			→	☐; 07/01→ 07/03		24.3344-1713.7 220559	TRW Ø 34 - Halter
			→	☐; 07/01→ 07/03		24.3344-1714.7 220560	TRW Ø 34 - Halter
			→	☐; 08/03→		24.3347-1711.5 240699	TRW Ø 34 - Halter
			→	☐; 08/03→		24.3347-1712.5 240700	TRW Ø 34 - Halter
2.0 16V 2.0 16V	100 118	09/98→05/05 10/99→05/05	←	☐		11.9571-9824.2 220472	ATE Ø 57 - Halter
			←	☐		24.3571-9824.5 240500	ATE Ø 57 - Halter
			←	☐		24.3571-9823.5 240499	ATE Ø 57 - Halter
↓							







	kW			 	! #		
<b>VAUXHALL - ASTRA Mk IV (G) Sedan 02/98→05/05</b>							
<b>Bremssattel</b>							
2.0 DTI 16V	74	02/98→07/04	←	☐; 08/99→		11.9571-9824.2 220472	ATE Ø 57 - Halter
						24.3571-9824.5 240500	ATE Ø 57 - Halter
			←	☐; 08/99→		24.3571-9823.5 240499	ATE Ø 57 - Halter
			→	☐; 07/01→		24.3367-1713.7 220779	TRW Ø 36 - Halter
			→	☐; 07/01→		24.3367-1714.7 220780	TRW Ø 36 - Halter
2.2 16V	108	03/01→05/05	←	☐		11.9571-9824.2 220472	ATE Ø 57 - Halter
						24.3571-9824.5 240500	ATE Ø 57 - Halter
			←	☐		24.3571-9823.5 240499	ATE Ø 57 - Halter
			→	☐; 07/01→		24.3367-1713.7 220779	TRW Ø 36 - Halter
			→	☐; 07/01→		24.3367-1714.7 220780	TRW Ø 36 - Halter
2.2 DTI	92	09/02→05/05	←	☐		11.9571-9824.2 220472	ATE Ø 57 - Halter
						24.3571-9824.5 240500	ATE Ø 57 - Halter
			←	☐		24.3571-9823.5 240499	ATE Ø 57 - Halter
			→	☐		24.3367-1713.7 220779	TRW Ø 36 - Halter
			→	☐		24.3367-1714.7 220780	TRW Ø 36 - Halter
<b>Feder, Bremssattel</b>							
1.2 16V	48	09/98→09/00		22000001→	2	11.8116-0292.1 390521	ATE
1.2 16V	55	09/00→05/05					
1.4 16V	66	09/98→05/05			2	11.8116-0292.1 390521	ATE
1.6	55	09/98→09/00					
1.6	62	09/00→05/05					
1.6 16V	74	09/98→05/05					
1.6 Dualfuel	62	07/00→05/05					
1.6 Dualfuel	63	09/02→05/05					
1.7 CDTI 16V	59	04/03→05/05					
1.7 DTI 16V	55	02/00→05/05					
1.7 TD	50	09/98→08/00					
1.8 16V	85	02/98→07/04		04/98→; - ABS	2	11.8116-0292.1 390521	ATE
1.8 16V	92	02/98→07/04					
1.8 16V Dualfuel	87	02/98→07/04	←	04/98→; + ABS	2	11.8116-0292.1 390521	ATE
2.0 DI	60	02/98→07/04					
2.0 16V	100	09/98→05/05	←		2	11.8116-0292.1 390521	ATE
2.0 16V	118	10/99→05/05					
2.2 16V	108	03/01→05/05					
2.2 DTI	92	09/02→05/05					
2.0 DTI 16V	74	02/98→07/04	←	08/99→	2	11.8116-0292.1 390521	ATE
<b>Führungshülzensatz, Bremssattel</b>							
1.2 16V	48	09/98→09/00	←	22000001→		11.0101-5407.2 260011	ATE
1.2 16V	55	09/00→05/05	←	→ 18999999; für Fahrzeuge mit Trommelbremse an der Hinterachse		11.0101-5407.2 260011	ATE
1.4 16V	66	09/98→05/05	←			11.0101-5407.2 260011	ATE
1.6	55	09/98→09/00					
1.6	62	09/00→05/05					
1.6 16V	74	09/98→05/05					
1.6 Dualfuel	62	07/00→05/05					
1.6 Dualfuel	63	09/02→05/05					
1.7 CDTI 16V	59	04/03→05/05					
1.7 DTI 16V	55	02/00→05/05					
1.7 TD	50	09/98→08/00					
2.0 16V	100	09/98→05/05					
2.0 16V	118	10/99→05/05					
2.2 16V	108	03/01→05/05					
2.2 DTI	92	09/02→05/05					
1.8 16V	85	02/98→07/04	←	04/98→; - ABS		11.0101-5407.2 260011	ATE
1.8 16V	92	02/98→07/04					
1.8 16V Dualfuel	87	02/98→07/04	←	04/98→; + ABS		11.0101-5407.2 260011	ATE
2.0 DI	60	02/98→07/04					
2.0 DTI 16V	74	02/98→07/04	←	08/99→		11.0101-5407.2 260011	ATE
<b>Führungsbolzen, Bremssattel</b>							
1.2 16V	48	09/98→09/00	←	22000001→		11.8171-0008.1 990049	ATE
1.2 16V	55	09/00→05/05	←	→ 18999999; für Fahrzeuge mit Trommelbremse an der Hinterachse		11.8171-0008.1 990049	ATE
1.4 16V	66	09/98→05/05	←			11.8171-0008.1 990049	ATE
1.6	55	09/98→09/00					
1.6	62	09/00→05/05					
1.6 16V	74	09/98→05/05					
1.6 Dualfuel	62	07/00→05/05					
↓							

















	kw			 	! #		
<b>VAUXHALL - ASTRA Mk IV (G) Sedan 02/98→05/05</b>							
<b>Führungsbolzen, Bremsattel</b>							
1.6 Dualfuel	63	09/02→05/05	←			11.8171-0008.1	990049 ATE
1.7 CDTI 16V	59	04/03→05/05					
1.7 DTI 16V	55	02/00→05/05					
1.7 TD	50	09/98→08/00					
2.0 16V	100	09/98→05/05					
2.0 16V	118	10/99→05/05					
2.2 16V	108	03/01→05/05					
2.2 DTI	92	09/02→05/05					
1.8 16V	85	02/98→07/04	←	04/98→; + ABS		11.8171-0008.1	990049 ATE
1.8 16V	92	02/98→07/04					
1.8 16V Dualfuel	87	02/98→07/04	←	04/98→; - ABS		11.8171-0008.1	990049 ATE
2.0 DI	60	02/98→07/04					
2.0 DTI 16V	74	02/98→07/04	←	08/99→		11.8171-0008.1	990049 ATE
<b>Dichtungssatz, Bremsattel</b>							
1.8 16V	85	02/98→07/04	←	04/98→; + ABS		11.0441-5704.2	250034 ATE
1.8 16V	92	02/98→07/04					
1.8 16V Dualfuel	87	02/98→07/04					
2.0 DI	60	02/98→07/04					
2.0 16V	100	09/98→05/05	←			11.0441-5704.2	250034 ATE
2.0 16V	118	10/99→05/05					
2.2 16V	108	03/01→05/05					
2.2 DTI	92	09/02→05/05					
2.0 DTI 16V	74	02/98→07/04	←	08/99→		11.0441-5704.2	250034 ATE
<b>Bremsschlauch</b>							
1.2 16V	48	09/98→09/00	←		2	24.5241-0396.3	331380 L= 398
1.2 16V	55	09/00→05/05					
1.4 16V	66	09/98→05/05	→	☐; 32000001→; für Fahrzeuge mit Scheibenbremse an der Hinterachse		24.5157-0218.3	331095 L= 219 L2= 185 mit Rohrleitung
1.6	55	09/98→09/00					
1.6	62	09/00→05/05					
1.6 16V	74	09/98→05/05	→	☐; 32000001→; für Fahrzeuge mit Scheibenbremse an der Hinterachse		24.5157-0219.3	331096 L= 219 L2= 185 mit Rohrleitung
1.6 Dualfuel	62	07/00→05/05					
1.6 Dualfuel	63	09/02→05/05					
1.7 DTI 16V	55	02/00→05/05	→	für Fahrzeuge mit Trommelbremse an der Hinterachse	2	24.5240-0220.3	330619 L= 220
			→	→ 22999999; für Fahrzeuge mit Scheibenbremse an der Hinterachse	2	24.5241-0200.3	330620 L= 200
1.7 CDTI 16V	59	04/03→05/05	←		2	24.5241-0396.3	331380 L= 398
2.0 16V	100	09/98→05/05	→	☐; 32000001→		24.5157-0218.3	331095 L= 219 L2= 185 mit Rohrleitung
2.0 16V	118	10/99→05/05					
2.2 16V	108	03/01→05/05	→	☐; 32000001→		24.5157-0219.3	331096 L= 219 L2= 185 mit Rohrleitung
2.2 DTI	92	09/02→05/05	→	→ 22999999	2	24.5241-0200.3	330620 L= 200
1.7 TD	50	09/98→08/00	←		2	24.5241-0396.3	331380 L= 398
			→	für Fahrzeuge mit Trommelbremse an der Hinterachse	2	24.5240-0220.3	330619 L= 220
			→	für Fahrzeuge mit Scheibenbremse an der Hinterachse	2	24.5241-0200.3	330620 L= 200
1.8 16V	85	02/98→07/04	←	04/98→	2	24.5241-0396.3	331380 L= 398
1.8 16V	92	02/98→07/04					
1.8 16V Dualfuel	87	02/98→07/04	→	☐; 32000001→		24.5157-0218.3	331095 L= 219 L2= 185 mit Rohrleitung
2.0 DI	60	02/98→07/04	→	☐; 32000001→		24.5157-0219.3	331096 L= 219 L2= 185 mit Rohrleitung
			→	04/98→; → 22999999	2	24.5241-0200.3	330620 L= 200
2.0 DTI 16V	74	02/98→07/04	←	08/99→	2	24.5241-0396.3	331380 L= 398
			→	☐; 32000001→		24.5157-0218.3	331095 L= 219 L2= 185 mit Rohrleitung
			→	☐; 32000001→		24.5157-0219.3	331096 L= 219 L2= 185 mit Rohrleitung
			→	08/99→; → 22999999	2	24.5241-0200.3	330620 L= 200
<b>VAUXHALL - ASTRA Mk V (H) CC 01/04→09/09</b>							
<b>Bremssattel</b>							
1.3 CDTI	66	01/04→05/09	←	☐; 08/05→		11.9571-9824.2	220472 ATE Ø 57 - Halter
			←	☐; 08/05→		24.3571-9824.5	240500 ATE Ø 57 - Halter
			→	☐; 08/05→; Felge Lochzahl: 4		24.3367-1707.7	220669 TRW Ø 36 - Halter
			→	☐; 08/05→; Felge Lochzahl: 4		24.3367-1708.7	220670 TRW Ø 36 - Halter
			→	☐; 08/05→; Felge Lochzahl: 5		24.3387-1701.5	240826 TRW Ø 38 - Halter
			→	☐; 08/05→; Felge Lochzahl: 5		24.3387-1702.5	240827 TRW Ø 38 - Halter
1.4	55	04/04→12/05	←	☐		11.9571-9824.2	220472 ATE Ø 57 - Halter
1.4	66	01/04→05/09					

	kw			 	! #			
<b>VAUXHALL - ASTRA Mk V (H) CC 01/04→09/09</b>								
<b>Bremssattel</b>								
1.6	77	01/04→05/09	←	☐		24.3571-9824.5	240500	ATE Ø 57 - Halter
1.7 CDTI	59	01/04→05/09	←	☐		24.3571-9823.5	240499	ATE Ø 57 - Halter
1.7 CDTI	74	01/04→05/09	←	☐		24.3571-9823.5	240499	ATE Ø 57 - Halter
1.8	92	01/04→05/09	→	☐; Felge Lochzahl: 4		24.3367-1707.7	220669	TRW Ø 36 - Halter
2.0 Turbo	125	01/04→05/09	→	☐; Felge Lochzahl: 4		24.3367-1708.7	220670	TRW Ø 36 - Halter
			→	☐; Felge Lochzahl: 5		24.3387-1701.5	240826	TRW Ø 38 - Halter
			→	☐; Felge Lochzahl: 5		24.3387-1702.5	240827	TRW Ø 38 - Halter
1.6	85	01/04→05/09	←	☐; 01/07→		11.9571-9824.2	220472	ATE Ø 57 - Halter
1.6 Turbo	132	09/06→09/09	←	☐; 01/07→		24.3571-9824.5	240500	ATE Ø 57 - Halter
			←	☐; 01/07→		24.3571-9823.5	240499	ATE Ø 57 - Halter
			→	☐; 01/07→; Felge Lochzahl: 4		24.3367-1707.7	220669	TRW Ø 36 - Halter
			→	☐; 01/07→; Felge Lochzahl: 4		24.3367-1708.7	220670	TRW Ø 36 - Halter
			→	☐; 01/07→; Felge Lochzahl: 5		24.3387-1701.5	240826	TRW Ø 38 - Halter
			→	☐; 01/07→; Felge Lochzahl: 5		24.3387-1702.5	240827	TRW Ø 38 - Halter
1.7 CDTi	81	01/04→05/09	←	☐; 04/07→		11.9571-9824.2	220472	ATE Ø 57 - Halter
			←	☐; 04/07→		24.3571-9824.5	240500	ATE Ø 57 - Halter
			←	☐; 04/07→		24.3571-9823.5	240499	ATE Ø 57 - Halter
			→	☐; 04/07→; Felge Lochzahl: 4		24.3367-1707.7	220669	TRW Ø 36 - Halter
			→	☐; 04/07→; Felge Lochzahl: 4		24.3367-1708.7	220670	TRW Ø 36 - Halter
			→	☐; 04/07→; Felge Lochzahl: 5		24.3387-1701.5	240826	TRW Ø 38 - Halter
			→	☐; 04/07→; Felge Lochzahl: 5		24.3387-1702.5	240827	TRW Ø 38 - Halter
1.8	103	01/04→05/09	←	☐; 01/06→		11.9571-9824.2	220472	ATE Ø 57 - Halter
			←	☐; 01/06→		24.3571-9824.5	240500	ATE Ø 57 - Halter
			←	☐; 01/06→		24.3571-9823.5	240499	ATE Ø 57 - Halter
			→	☐; 01/06→; Felge Lochzahl: 4		24.3367-1707.7	220669	TRW Ø 36 - Halter
			→	☐; 01/06→; Felge Lochzahl: 4		24.3367-1708.7	220670	TRW Ø 36 - Halter
			→	☐; 01/06→; Felge Lochzahl: 5		24.3387-1701.5	240826	TRW Ø 38 - Halter
			→	☐; 01/06→; Felge Lochzahl: 5		24.3387-1702.5	240827	TRW Ø 38 - Halter
1.9 CDTI	88	01/04→05/09	←	☐; 09/04→		11.9571-9824.2	220472	ATE Ø 57 - Halter
1.9 CDTI	110	01/04→05/09	←	☐; 09/04→		24.3571-9824.5	240500	ATE Ø 57 - Halter
1.9 CDTI 16V	88	01/04→05/09	←	☐; 09/04→		24.3571-9824.5	240500	ATE Ø 57 - Halter
2.0 Turbo	147	01/04→05/09	←	☐; 09/04→		24.3571-9823.5	240499	ATE Ø 57 - Halter
			→	☐; 09/04→; Felge Lochzahl: 4		24.3367-1707.7	220669	TRW Ø 36 - Halter
			→	☐; 09/04→; Felge Lochzahl: 4		24.3367-1708.7	220670	TRW Ø 36 - Halter
			→	☐; 09/04→; Felge Lochzahl: 5		24.3387-1701.5	240826	TRW Ø 38 - Halter
			→	☐; 09/04→; Felge Lochzahl: 5		24.3387-1702.5	240827	TRW Ø 38 - Halter
2.0 Turbo	177	01/04→05/09	←	☐; 03/05→		11.9571-9779.2	220657	ATE Ø 57 - Halter
			←	☐; 03/05→		11.9571-9780.2	220658	ATE Ø 57 - Halter
<b>Halter, Bremssattel</b>								
1.6 Turbo	132	09/06→09/09	←	01/07→		11.8170-0758.1	260120	ATE
1.9 CDTI	88	01/04→05/09	←	09/04→		11.8170-0758.1	260120	ATE
1.9 CDTI	110	01/04→05/09	←	09/04→		11.8170-0758.1	260120	ATE
1.9 CDTI 16V	88	01/04→05/09	←	09/04→		11.8170-0758.1	260120	ATE
2.0 Turbo	147	01/04→05/09	←	09/04→		11.8170-0758.1	260120	ATE
2.0 Turbo	125	01/04→05/09	←			11.8170-0758.1	260120	ATE
<b>Feder, Bremssattel</b>								
1.3 CDTI	66	01/04→05/09	←	08/05→	2	11.8116-0292.1	390521	ATE
1.4	55	04/04→12/05	←		2	11.8116-0292.1	390521	ATE
1.4	66	01/04→05/09	←					
1.6	77	01/04→05/09	←					
1.7 CDTI	59	01/04→05/09	←					
1.7 CDTI	74	01/04→05/09	←					
1.8	92	01/04→05/09	←					
2.0 Turbo	125	01/04→05/09	←					
1.6	85	01/04→05/09	←	01/07→	2	11.8116-0292.1	390521	ATE
1.6 Turbo	132	09/06→09/09	←	01/07→				
1.7 CDTi	81	01/04→05/09	←	04/07→	2	11.8116-0292.1	390521	ATE
1.8	103	01/04→05/09	←	01/06→	2	11.8116-0292.1	390521	ATE
1.9 CDTI	88	01/04→05/09	←	09/04→	2	11.8116-0292.1	390521	ATE
1.9 CDTI	110	01/04→05/09	←	09/04→				
↓								











	kw				! #		
<b>VAUXHALL - ASTRA Mk V (H) CC 01/04→09/09</b>							
<b>Feder, Bremssattel</b>							
1.9 CDTI 16V	88	01/04→05/09	←	09/04→	2	11.8116-0292.1 390521	ATE
2.0 Turbo	147	01/04→05/09					
2.0 Turbo	177	01/04→05/09		03/05→	2	11.8116-0356.1 390586	ATE
<b>Führungshülzensatz, Bremssattel</b>							
1.3 CDTI	66	01/04→05/09	←	08/05→		11.0101-5407.2 260011	ATE
1.4	55	04/04→12/05	←			11.0101-5407.2 260011	ATE
1.4	66	01/04→05/09					
1.6	77	01/04→05/09					
1.7 CDTI	59	01/04→05/09					
1.7 CDTI	74	01/04→05/09					
1.8	92	01/04→05/09					
2.0 Turbo	125	01/04→05/09					
1.6	85	01/04→05/09	←	01/07→		11.0101-5407.2 260011	ATE
1.6 Turbo	132	09/06→09/09					
1.7 CDTi	81	01/04→05/09	←	04/07→		11.0101-5407.2 260011	ATE
1.8	103	01/04→05/09	←	01/06→		11.0101-5407.2 260011	ATE
1.9 CDTI	88	01/04→05/09	←	09/04→		11.0101-5407.2 260011	ATE
1.9 CDTI	110	01/04→05/09					
1.9 CDTI 16V	88	01/04→05/09					
2.0 Turbo	147	01/04→05/09					
2.0 Turbo	177	01/04→05/09	←	03/05→		11.0101-5407.2 260011	ATE
<b>Führungsbolzen, Bremssattel</b>							
1.3 CDTI	66	01/04→05/09		08/05→		11.8171-0008.1 990049	ATE
1.4	55	04/04→12/05				11.8171-0008.1 990049	ATE
1.4	66	01/04→05/09					
1.6	77	01/04→05/09					
1.7 CDTI	59	01/04→05/09					
1.7 CDTI	74	01/04→05/09					
1.8	92	01/04→05/09					
2.0 Turbo	125	01/04→05/09					
1.6	85	01/04→05/09		01/07→		11.8171-0008.1 990049	ATE
1.6 Turbo	132	09/06→09/09					
1.7 CDTi	81	01/04→05/09		04/07→		11.8171-0008.1 990049	ATE
1.8	103	01/04→05/09		01/06→		11.8171-0008.1 990049	ATE
1.9 CDTI	88	01/04→05/09		09/04→		11.8171-0008.1 990049	ATE
1.9 CDTI	110	01/04→05/09					
1.9 CDTI 16V	88	01/04→05/09					
2.0 Turbo	147	01/04→05/09					
2.0 Turbo	177	01/04→05/09		03/05→		11.8171-0008.1 990049	ATE
<b>Dichtungssatz, Bremssattel</b>							
1.3 CDTI	66	01/04→05/09	←	08/05→		11.0441-5704.2 250034	ATE
1.4	55	04/04→12/05	←			11.0441-5704.2 250034	ATE
1.4	66	01/04→05/09					
1.6	77	01/04→05/09					
1.7 CDTI	59	01/04→05/09					
1.7 CDTI	74	01/04→05/09					
1.8	92	01/04→05/09					
2.0 Turbo	125	01/04→05/09					
1.6	85	01/04→05/09	←	01/07→		11.0441-5704.2 250034	ATE
1.6 Turbo	132	09/06→09/09					
1.7 CDTi	81	01/04→05/09	←	04/07→		11.0441-5704.2 250034	ATE
1.8	103	01/04→05/09	←	01/06→		11.0441-5704.2 250034	ATE
1.9 CDTI	88	01/04→05/09	←	09/04→		11.0441-5704.2 250034	ATE
1.9 CDTI	110	01/04→05/09					
1.9 CDTI 16V	88	01/04→05/09					
2.0 Turbo	147	01/04→05/09					
<b>Bremsschlauch</b>							
1.3 CDTI	66	01/04→05/09	←	08/05→	2	24.5241-0429.3 331381	L= 429
			→	☐; 08/05→; für Fahrzeuge mit Trommelbremse an der Hinterachse		24.5152-0218.3 331042	L= 230 mit Rohrleitung
			→	☐; 08/05→; für Fahrzeuge mit Trommelbremse an der Hinterachse		24.5152-0219.3 331043	L= 230 mit Rohrleitung
			→	☐; 08/05→; für Fahrzeuge mit Scheibenbremse an der Hinterachse		24.5157-0218.3 331095	L= 219 L2= 185 mit Rohrleitung
			→	☐; 08/05→; für Fahrzeuge mit Scheibenbremse an der Hinterachse		24.5157-0219.3 331096	L= 219 L2= 185 mit Rohrleitung
↓							

	kw			 	! #		
<b>VAUXHALL - ASTRA Mk V (H) CC 01/04→09/09</b>							
<b>Bremsschlauch</b>							
1.4	55	04/04→12/05	←		2	24.5241-0429.3 331381	L= 429
1.4	66	01/04→05/09	→	☐;		24.5152-0218.3 331042	L= 230 mit Rohrleitung
1.6	77	01/04→05/09	→	für Fahrzeuge mit Trommelbremse an der Hinterachse			
1.7 CDTI	59	01/04→05/09	→	☐;		24.5152-0219.3 331043	L= 230 mit Rohrleitung
1.7 CDTI	74	01/04→05/09	→	für Fahrzeuge mit Trommelbremse an der Hinterachse			
1.8	92	01/04→05/09	→	☐;		24.5157-0218.3 331095	L= 219 L2= 185 mit Rohrleitung
2.0 Turbo	125	01/04→05/09	→	für Fahrzeuge mit Scheibenbremse an der Hinterachse			
			→	☐;		24.5157-0219.3 331096	L= 219 L2= 185 mit Rohrleitung
			→	für Fahrzeuge mit Scheibenbremse an der Hinterachse			
1.6	85	01/04→05/09	←	01/07→	2	24.5241-0429.3 331381	L= 429
			→	☐; 01/07→;		24.5152-0218.3 331042	L= 230 mit Rohrleitung
			→	für Fahrzeuge mit Trommelbremse an der Hinterachse			
			→	☐; 01/07→;		24.5152-0219.3 331043	L= 230 mit Rohrleitung
			→	für Fahrzeuge mit Trommelbremse an der Hinterachse			
			→	☐; 01/07→;		24.5157-0218.3 331095	L= 219 L2= 185 mit Rohrleitung
			→	für Fahrzeuge mit Scheibenbremse an der Hinterachse			
			→	☐; 01/07→;		24.5157-0219.3 331096	L= 219 L2= 185 mit Rohrleitung
			→	für Fahrzeuge mit Scheibenbremse an der Hinterachse			
1.6 Turbo	132	09/06→09/09	←	01/07→	2	24.5241-0429.3 331381	L= 429
			→	☐; 01/07→;		24.5157-0218.3 331095	L= 219 L2= 185 mit Rohrleitung
			→	für Fahrzeuge mit Scheibenbremse an der Hinterachse			
			→	☐; 01/07→;		24.5157-0219.3 331096	L= 219 L2= 185 mit Rohrleitung
			→	für Fahrzeuge mit Scheibenbremse an der Hinterachse			
1.7 CDTi	81	01/04→05/09	←	04/07→	2	24.5241-0429.3 331381	L= 429
			→	☐; 04/07→;		24.5157-0218.3 331095	L= 219 L2= 185 mit Rohrleitung
			→	für Fahrzeuge mit Scheibenbremse an der Hinterachse			
			→	☐; 04/07→;		24.5157-0219.3 331096	L= 219 L2= 185 mit Rohrleitung
			→	für Fahrzeuge mit Scheibenbremse an der Hinterachse			
1.8	103	01/04→05/09	←	01/06→	2	24.5241-0429.3 331381	L= 429
			→	☐; 01/06→;		24.5152-0218.3 331042	L= 230 mit Rohrleitung
			→	für Fahrzeuge mit Trommelbremse an der Hinterachse			
			→	☐; 01/06→;		24.5152-0219.3 331043	L= 230 mit Rohrleitung
			→	für Fahrzeuge mit Trommelbremse an der Hinterachse			
			→	☐; 01/06→;		24.5157-0218.3 331095	L= 219 L2= 185 mit Rohrleitung
			→	für Fahrzeuge mit Scheibenbremse an der Hinterachse			
			→	☐; 01/06→;		24.5157-0219.3 331096	L= 219 L2= 185 mit Rohrleitung
			→	für Fahrzeuge mit Scheibenbremse an der Hinterachse			
1.9 CDTI	88	01/04→05/09	←	09/04→	2	24.5241-0429.3 331381	L= 429
1.9 CDTI	110	01/04→05/09	→	☐; 09/04→;		24.5152-0218.3 331042	L= 230 mit Rohrleitung
1.9 CDTI 16V	88	01/04→05/09	→	für Fahrzeuge mit Trommelbremse an der Hinterachse			
2.0 Turbo	147	01/04→05/09	→	☐; 09/04→;		24.5152-0219.3 331043	L= 230 mit Rohrleitung
			→	für Fahrzeuge mit Trommelbremse an der Hinterachse			
			→	☐; 09/04→;		24.5157-0218.3 331095	L= 219 L2= 185 mit Rohrleitung
			→	für Fahrzeuge mit Scheibenbremse an der Hinterachse			
			→	☐; 09/04→;		24.5157-0219.3 331096	L= 219 L2= 185 mit Rohrleitung
			→	für Fahrzeuge mit Scheibenbremse an der Hinterachse			
2.0 Turbo	177	01/04→05/09	→	☐; 03/05→;		24.5152-0218.3 331042	L= 230 mit Rohrleitung
			→	für Fahrzeuge mit Trommelbremse an der Hinterachse			
			→	☐; 03/05→;		24.5152-0219.3 331043	L= 230 mit Rohrleitung
			→	für Fahrzeuge mit Trommelbremse an der Hinterachse			
↓							

	kw			 	! #		
<b>VAUXHALL - ASTRA Mk V (H) CC 01/04→09/09</b>							
<b>Bremsschlauch</b>							
2.0 Turbo	177	01/04→05/09	➔	☐; 03/05→; für Fahrzeuge mit Scheibenbremse an der Hinterachse		24.5157-0218.3 331095	L= 219 L2= 185 mit Rohrleitung
			➔	☐; 03/05→; für Fahrzeuge mit Scheibenbremse an der Hinterachse		24.5157-0219.3 331096	L= 219 L2= 185 mit Rohrleitung
<b>VAUXHALL - ASTRA Mk V (H) Estate 08/04→10/12</b>							
<b>Bremssattel</b>							
1.3 CDTi	66	08/04→03/09	←	☐; 08/05→		11.9571-9824.2 220472	ATE Ø 57 - Halter
			←	☐; 08/05→		24.3571-9824.5 240500	ATE Ø 57 - Halter
			➔	☐; 08/05→; Felge Lochzahl: 4		24.3367-1707.7 220669	TRW Ø 36 - Halter
			➔	☐; 08/05→; Felge Lochzahl: 4		24.3367-1708.7 220670	TRW Ø 36 - Halter
			➔	☐; 08/05→; Felge Lochzahl: 5		24.3387-1701.5 240826	TRW Ø 38 - Halter
			➔	☐; 08/05→; Felge Lochzahl: 5		24.3387-1702.5 240827	TRW Ø 38 - Halter
1.4	55	08/04→10/10	←	☐		11.9571-9824.2 220472	ATE Ø 57 - Halter
1.4	66	08/04→03/09	←	☐		24.3571-9824.5 240500	ATE Ø 57 - Halter
1.6	77	08/04→03/09	←	☐		24.3571-9823.5 240499	ATE Ø 57 - Halter
1.7 CDTi	74	08/04→03/09	←	☐		24.3571-9823.5 240499	ATE Ø 57 - Halter
1.7 CDTi	59	08/04→05/09	➔	☐; Felge Lochzahl: 4		24.3367-1707.7 220669	TRW Ø 36 - Halter
1.8	92	10/04→03/09	➔	☐; Felge Lochzahl: 4		24.3367-1708.7 220670	TRW Ø 36 - Halter
1.8	103	12/05→10/10	➔	☐; Felge Lochzahl: 4		24.3367-1708.7 220670	TRW Ø 36 - Halter
1.9 CDTi	88	08/04→03/09	➔	☐; Felge Lochzahl: 5		24.3387-1701.5 240826	TRW Ø 38 - Halter
2.0 Turbo	125	08/04→10/10	➔	☐; Felge Lochzahl: 5		24.3387-1702.5 240827	TRW Ø 38 - Halter
1.6	85	08/04→03/09	←	☐; 01/07→		11.9571-9824.2 220472	ATE Ø 57 - Halter
1.6	132	08/04→03/09	←	☐; 01/07→		24.3571-9823.5 240499	ATE Ø 57 - Halter
			➔	☐; 01/07→; Felge Lochzahl: 4		24.3367-1707.7 220669	TRW Ø 36 - Halter
			➔	☐; 01/07→; Felge Lochzahl: 4		24.3367-1708.7 220670	TRW Ø 36 - Halter
			➔	☐; 01/07→; Felge Lochzahl: 5		24.3387-1701.5 240826	TRW Ø 38 - Halter
			➔	☐; 01/07→; Felge Lochzahl: 5		24.3387-1702.5 240827	TRW Ø 38 - Halter
1.7 CDTi	81	08/04→10/12	←	☐; 04/07→ 11/10		11.9571-9824.2 220472	ATE Ø 57 - Halter
			←	☐; 04/07→ 11/10		24.3571-9823.5 240499	ATE Ø 57 - Halter
			➔	☐; 04/07→ 11/10; Felge Lochzahl: 4		24.3367-1707.7 220669	TRW Ø 36 - Halter
			➔	☐; 04/07→ 11/10; Felge Lochzahl: 4		24.3367-1708.7 220670	TRW Ø 36 - Halter
			➔	☐; 04/07→ 11/10; Felge Lochzahl: 5		24.3387-1701.5 240826	TRW Ø 38 - Halter
			➔	☐; 04/07→ 11/10; Felge Lochzahl: 5		24.3387-1702.5 240827	TRW Ø 38 - Halter
1.7 CDTi	92	02/07→10/10	←	☐; 04/07→		11.9571-9824.2 220472	ATE Ø 57 - Halter
			←	☐; 04/07→		24.3571-9823.5 240499	ATE Ø 57 - Halter
			➔	☐; 04/07→; Felge Lochzahl: 4		24.3367-1707.7 220669	TRW Ø 36 - Halter
			➔	☐; 04/07→; Felge Lochzahl: 4		24.3367-1708.7 220670	TRW Ø 36 - Halter
			➔	☐; 04/07→; Felge Lochzahl: 5		24.3387-1701.5 240826	TRW Ø 38 - Halter
			➔	☐; 04/07→; Felge Lochzahl: 5		24.3387-1702.5 240827	TRW Ø 38 - Halter
1.9 CDTi	74	08/04→03/09	←	☐; 09/05→		11.9571-9824.2 220472	ATE Ø 57 - Halter
			←	☐; 09/05→		24.3571-9823.5 240499	ATE Ø 57 - Halter
			➔	☐; 09/05→; Felge Lochzahl: 4		24.3367-1707.7 220669	TRW Ø 36 - Halter
			➔	☐; 09/05→; Felge Lochzahl: 4		24.3367-1708.7 220670	TRW Ø 36 - Halter
			➔	☐; 09/05→; Felge Lochzahl: 5		24.3387-1701.5 240826	TRW Ø 38 - Halter
			➔	☐; 09/05→; Felge Lochzahl: 5		24.3387-1702.5 240827	TRW Ø 38 - Halter
1.9 CDTi	110	08/04→03/09	←	☐; 09/04→		11.9571-9824.2 220472	ATE Ø 57 - Halter
2.0 Turbo	147	08/04→10/10	←	☐; 09/04→		24.3571-9823.5 240499	ATE Ø 57 - Halter
			➔	☐; 09/04→; Felge Lochzahl: 4		24.3367-1707.7 220669	TRW Ø 36 - Halter
			➔	☐; 09/04→; Felge Lochzahl: 4		24.3367-1708.7 220670	TRW Ø 36 - Halter
			➔	☐; 09/04→; Felge Lochzahl: 5		24.3387-1701.5 240826	TRW Ø 38 - Halter



	kW			 	! #		
<b>VAUXHALL - ASTRA Mk V (H) Estate 08/04→10/12</b>							
<b> Bremssattel</b>							
1.9 CDTi 2.0 Turbo	110 147	08/04→03/09 08/04→10/10	➡	☐; 09/04→; Felge Lochzahl: 5		24.3387-1702.5 240827	TRW Ø 38 - Halter
<b>Halter, Bremssattel</b>							
1.6	132	08/04→03/09	←	01/07→		11.8170-0758.1 260120	ATE
1.7 CDTi	92	02/07→10/10	←	04/07→		11.8170-0758.1 260120	ATE
1.9 CDTi	74	08/04→03/09	←	09/05→		11.8170-0758.1 260120	ATE
1.9 CDTi 2.0 Turbo	88 125	08/04→03/09 08/04→10/10	←			11.8170-0758.1 260120	ATE
1.9 CDTi 2.0 Turbo	110 147	08/04→03/09 08/04→10/10	←	09/04→		11.8170-0758.1 260120	ATE
<b>Feder, Bremssattel</b>							
1.3 CDTi	66	08/04→03/09	←	08/05→	2	11.8116-0292.1 390521	ATE
1.4 1.4 1.6 1.7 CDTi 1.7 CDTi 1.8 1.8 1.9 CDTi 2.0 Turbo	55 66 77 74 59 92 103 88 125	08/04→10/10 08/04→03/09 08/04→03/09 08/04→03/09 08/04→05/09 10/04→03/09 12/05→10/10 08/04→03/09 08/04→10/10	←		2	11.8116-0292.1 390521	ATE
1.6 1.6	85 132	08/04→03/09 08/04→03/09	←	01/07→	2	11.8116-0292.1 390521	ATE
1.7 CDTi	81	08/04→10/12	←	04/07→ 11/10	2	11.8116-0292.1 390521	ATE
1.7 CDTi	92	02/07→10/10	←	04/07→	2	11.8116-0292.1 390521	ATE
1.9 CDTi	74	08/04→03/09	←	09/05→	2	11.8116-0292.1 390521	ATE
1.9 CDTi 2.0 Turbo	110 147	08/04→03/09 08/04→10/10	←	09/04→	2	11.8116-0292.1 390521	ATE
<b>Führungshülzensatz, Bremssattel</b>							
1.3 CDTi	66	08/04→03/09	←	08/05→		11.0101-5407.2 260011	ATE
1.4 1.4 1.6 1.7 CDTi 1.7 CDTi 1.8 1.8 1.9 CDTi 2.0 Turbo	55 66 77 74 59 92 103 88 125	08/04→10/10 08/04→03/09 08/04→03/09 08/04→03/09 08/04→05/09 10/04→03/09 12/05→10/10 08/04→03/09 08/04→10/10	←			11.0101-5407.2 260011	ATE
1.6 1.6	85 132	08/04→03/09 08/04→03/09	←	01/07→		11.0101-5407.2 260011	ATE
1.7 CDTi	81	08/04→10/12	←	04/07→ 11/10		11.0101-5407.2 260011	ATE
1.7 CDTi	92	02/07→10/10	←	04/07→		11.0101-5407.2 260011	ATE
1.9 CDTi	74	08/04→03/09	←	09/05→		11.0101-5407.2 260011	ATE
1.9 CDTi 2.0 Turbo	110 147	08/04→03/09 08/04→10/10	←	09/04→		11.0101-5407.2 260011	ATE
<b>Führungsbolzen, Bremssattel</b>							
1.3 CDTi	66	08/04→03/09	←	08/05→		11.8171-0008.1 990049	ATE
1.4 1.4 1.6 1.7 CDTi 1.7 CDTi 1.8 1.8 1.9 CDTi 2.0 Turbo	55 66 77 74 59 92 103 88 125	08/04→10/10 08/04→03/09 08/04→03/09 08/04→03/09 08/04→05/09 10/04→03/09 12/05→10/10 08/04→03/09 08/04→10/10	←			11.8171-0008.1 990049	ATE
1.6 1.6	85 132	08/04→03/09 08/04→03/09	←	01/07→		11.8171-0008.1 990049	ATE
1.7 CDTi	81	08/04→10/12	←	04/07→ 11/10		11.8171-0008.1 990049	ATE
1.7 CDTi	92	02/07→10/10	←	04/07→		11.8171-0008.1 990049	ATE
1.9 CDTi	74	08/04→03/09	←	09/05→		11.8171-0008.1 990049	ATE
1.9 CDTi 2.0 Turbo	110 147	08/04→03/09 08/04→10/10	←	09/04→		11.8171-0008.1 990049	ATE
<b>Dichtungssatz, Bremssattel</b>							
1.3 CDTi	66	08/04→03/09	←	08/05→		11.0441-5704.2 250034	ATE
↓							

**VAUXHALL - ASTRA Mk V (H) Estate 08/04→10/12**

**Dichtungssatz, Bremssattel**

1.4	55	08/04→10/10	←			11.0441-5704.2	250034	ATE
1.4	66	08/04→03/09						
1.6	77	08/04→03/09						
1.7 CDTi	74	08/04→03/09						
1.7 CDTI	59	08/04→05/09						
1.8	92	10/04→03/09						
1.8	103	12/05→10/10						
1.9 CDTi	88	08/04→03/09						
2.0 Turbo	125	08/04→10/10						
1.6	85	08/04→03/09	←	01/07→		11.0441-5704.2	250034	ATE
1.6	132	08/04→03/09						
1.7 CDTi	81	08/04→10/12	←	04/07→ 11/10		11.0441-5704.2	250034	ATE
1.7 CDTI	92	02/07→10/10	←	04/07→		11.0441-5704.2	250034	ATE
1.9 CDTi	74	08/04→03/09	←	09/05→		11.0441-5704.2	250034	ATE
1.9 CDTi	110	08/04→03/09	←	09/04→		11.0441-5704.2	250034	ATE
2.0 Turbo	147	08/04→10/10						

**Bremsschlauch**








1.3 CDTi	66	08/04→03/09	←	08/05→	2	24.5241-0429.3	331381	L= 429
			→	☐; 08/05→		24.5157-0218.3	331095	L= 219 L2= 185 mit Rohrleitung
			→	☐; 08/05→		24.5157-0219.3	331096	L= 219 L2= 185 mit Rohrleitung
1.4	55	08/04→10/10	←		2	24.5241-0429.3	331381	L= 429
1.4	66	08/04→03/09						
1.6	77	08/04→03/09	→	☐		24.5157-0218.3	331095	L= 219 L2= 185 mit Rohrleitung
1.7 CDTi	74	08/04→03/09	→	☐		24.5157-0219.3	331096	L= 219 L2= 185 mit Rohrleitung
1.7 CDTI	59	08/04→05/09						
1.8	92	10/04→03/09						
1.8	103	12/05→10/10						
1.9 CDTi	88	08/04→03/09						
2.0 Turbo	125	08/04→10/10						
1.6	85	08/04→03/09	←	01/07→	2	24.5241-0429.3	331381	L= 429
1.6	132	08/04→03/09	→	☐; 01/07→		24.5157-0218.3	331095	L= 219 L2= 185 mit Rohrleitung
			→	☐; 01/07→		24.5157-0219.3	331096	L= 219 L2= 185 mit Rohrleitung
1.7 CDTi	81	08/04→10/12	←	04/07→ 11/10	2	24.5241-0429.3	331381	L= 429
			→	☐; 04/07→ 11/10		24.5157-0218.3	331095	L= 219 L2= 185 mit Rohrleitung
			→	☐; 04/07→ 11/10		24.5157-0219.3	331096	L= 219 L2= 185 mit Rohrleitung
1.7 CDTI	92	02/07→10/10	←	04/07→	2	24.5241-0429.3	331381	L= 429
			→	☐; 04/07→		24.5157-0218.3	331095	L= 219 L2= 185 mit Rohrleitung
			→	☐; 04/07→		24.5157-0219.3	331096	L= 219 L2= 185 mit Rohrleitung
1.9 CDTi	74	08/04→03/09	←	09/05→	2	24.5241-0429.3	331381	L= 429
			→	☐; 09/05→		24.5157-0218.3	331095	L= 219 L2= 185 mit Rohrleitung
			→	☐; 09/05→		24.5157-0219.3	331096	L= 219 L2= 185 mit Rohrleitung
1.9 CDTi	110	08/04→03/09	←	09/04→	2	24.5241-0429.3	331381	L= 429
2.0 Turbo	147	08/04→10/10	→	☐; 09/04→		24.5157-0218.3	331095	L= 219 L2= 185 mit Rohrleitung
			→	☐; 09/04→		24.5157-0219.3	331096	L= 219 L2= 185 mit Rohrleitung

**VAUXHALL - ASTRA Mk V (H) Sport Hatch 02/05→11/10**








**Bremssattel**










1.3 CDTi	66	04/05→11/10	←	☐; 08/05→		11.9571-9824.2	220472	ATE Ø 57 - Halter
						24.3571-9824.5	240500	ATE Ø 57 - Halter
			←	☐; 08/05→		24.3571-9823.5	240499	ATE Ø 57 - Halter
			→	☐; 08/05→; Felge Lochzahl: 4		24.3367-1707.7	220669	TRW Ø 36 - Halter
			→	☐; 08/05→; Felge Lochzahl: 4		24.3367-1708.7	220670	TRW Ø 36 - Halter
			→	☐; 08/05→; Felge Lochzahl: 5		24.3387-1701.5	240826	TRW Ø 38 - Halter
			→	☐; 08/05→; Felge Lochzahl: 5		24.3387-1702.5	240827	TRW Ø 38 - Halter
1.4	55	02/05→11/10	←	☐		11.9571-9824.2	220472	ATE Ø 57 - Halter
1.4 i 16V	66	03/05→11/10				24.3571-9824.5	240500	ATE Ø 57 - Halter
1.6	77	02/05→11/10						
1.7 CDTi	74	02/05→11/10	←	☐		24.3571-9823.5	240499	ATE Ø 57 - Halter
1.8	92	02/05→11/10	→	☐; Felge Lochzahl: 4		24.3367-1707.7	220669	TRW Ø 36 - Halter
1.8 i 16V	103	03/07→11/10						
1.9 CDTi	88	02/05→11/10	→	☐; Felge Lochzahl: 4		24.3367-1708.7	220670	TRW Ø 36 - Halter
1.9 CDTi	110	02/05→11/10	→	☐; Felge Lochzahl: 5		24.3387-1701.5	240826	TRW Ø 38 - Halter
2.0 Turbo	125	02/05→11/10	→	☐; Felge Lochzahl: 5		24.3387-1702.5	240827	TRW Ø 38 - Halter

↓










	kw					! #			
<b>VAUXHALL - ASTRA Mk V (H) Sport Hatch 02/05→11/10</b>									
<b>Bremssattel</b>									
1.6 1.6 i 16V	132 85	10/06→11/10 12/06→11/10	←	☐; 01/07→		11.9571-9824.2	220472	ATE Ø 57 - Halter	
						24.3571-9824.5	240500	ATE Ø 57 - Halter	
			←	☐; 01/07→		24.3571-9823.5	240499	ATE Ø 57 - Halter	
			→	☐; 01/07→; Felge Lochzahl: 4		24.3367-1707.7	220669	TRW Ø 36 - Halter	
			→	☐; 01/07→; Felge Lochzahl: 4		24.3367-1708.7	220670	TRW Ø 36 - Halter	
			→	☐; 01/07→; Felge Lochzahl: 5		24.3387-1701.5	240826	TRW Ø 38 - Halter	
1.7 CDTi	81	02/07→11/10	←	☐; 04/07→		11.9571-9824.2	220472	ATE Ø 57 - Halter	
						24.3571-9824.5	240500	ATE Ø 57 - Halter	
			←	☐; 04/07→		24.3571-9823.5	240499	ATE Ø 57 - Halter	
			→	☐; 04/07→; Felge Lochzahl: 4		24.3367-1707.7	220669	TRW Ø 36 - Halter	
			→	☐; 04/07→; Felge Lochzahl: 4		24.3367-1708.7	220670	TRW Ø 36 - Halter	
			→	☐; 04/07→; Felge Lochzahl: 5		24.3387-1701.5	240826	TRW Ø 38 - Halter	
1.9 CDTi	74	08/05→11/10	←	☐; 09/05→		11.9571-9824.2	220472	ATE Ø 57 - Halter	
						24.3571-9824.5	240500	ATE Ø 57 - Halter	
			←	☐; 09/05→		24.3571-9823.5	240499	ATE Ø 57 - Halter	
			→	☐; 09/05→; Felge Lochzahl: 4		24.3367-1707.7	220669	TRW Ø 36 - Halter	
			→	☐; 09/05→; Felge Lochzahl: 4		24.3367-1708.7	220670	TRW Ø 36 - Halter	
			→	☐; 09/05→; Felge Lochzahl: 5		24.3387-1701.5	240826	TRW Ø 38 - Halter	
2.0 VXR	176	02/09→11/10	←	☐		11.9571-9779.2	220657	ATE Ø 57 - Halter	
			←	☐		11.9571-9780.2	220658	ATE Ø 57 - Halter	
<b>Halter, Bremssattel</b>									
1.6	132	10/06→11/10	←	01/07→		11.8170-0758.1	260120	ATE	
1.9 CDTi	74	08/05→11/10	←	09/05→		11.8170-0758.1	260120	ATE	
1.9 CDTi	88	02/05→11/10	←			11.8170-0758.1	260120	ATE	
1.9 CDTi	110	02/05→11/10							
2.0 Turbo	125	02/05→11/10							
<b>Feder, Bremssattel</b>									
1.3 CDTi	66	04/05→11/10	←	08/05→	2	11.8116-0292.1	390521	ATE	
1.4	55	02/05→11/10	←		2	11.8116-0292.1	390521	ATE	
1.4 i 16V	66	03/05→11/10							
1.6	77	02/05→11/10							
1.7 CDTi	74	02/05→11/10							
1.8	92	02/05→11/10							
1.8 i 16V	103	03/07→11/10							
1.9 CDTi	88	02/05→11/10							
1.9 CDTi	110	02/05→11/10							
2.0 Turbo	125	02/05→11/10							
1.6	132	10/06→11/10	←	01/07→	2	11.8116-0292.1	390521	ATE	
1.6 i 16V	85	12/06→11/10							
1.7 CDTi	81	02/07→11/10	←	04/07→	2	11.8116-0292.1	390521	ATE	
1.9 CDTi	74	08/05→11/10	←	09/05→	2	11.8116-0292.1	390521	ATE	
2.0 VXR	176	02/09→11/10			2	11.8116-0356.1	390586	ATE	
<b>Führungshülzensatz, Bremssattel</b>									
1.3 CDTi	66	04/05→11/10	←	08/05→		11.0101-5407.2	260011	ATE	
1.4	55	02/05→11/10	←			11.0101-5407.2	260011	ATE	
1.4 i 16V	66	03/05→11/10							
1.6	77	02/05→11/10							
1.7 CDTi	74	02/05→11/10							
1.8	92	02/05→11/10							
1.8 i 16V	103	03/07→11/10							
1.9 CDTi	88	02/05→11/10							
1.9 CDTi	110	02/05→11/10							
2.0 Turbo	125	02/05→11/10							
2.0 VXR	176	02/09→11/10							
1.6	132	10/06→11/10	←	01/07→		11.0101-5407.2	260011	ATE	
1.6 i 16V	85	12/06→11/10							
1.7 CDTi	81	02/07→11/10	←	04/07→		11.0101-5407.2	260011	ATE	
1.9 CDTi	74	08/05→11/10	←	09/05→		11.0101-5407.2	260011	ATE	
↓									







































	kw			 	! #		
<b>VAUXHALL - ASTRA Mk V (H) Sport Hatch 02/05→11/10</b>							
<b>Führungsbolzen, Bremsattel</b>							
1.3 CDTi	66	04/05→11/10		08/05→		11.8171-0008.1 990049	ATE
1.4	55	02/05→11/10				11.8171-0008.1 990049	ATE
1.4 i 16V	66	03/05→11/10					
1.6	77	02/05→11/10					
1.7 CDTi	74	02/05→11/10					
1.8	92	02/05→11/10					
1.8 i 16V	103	03/07→11/10					
1.9 CDTi	88	02/05→11/10					
1.9 CDTi	110	02/05→11/10					
2.0 Turbo	125	02/05→11/10					
2.0 VXR	176	02/09→11/10					
1.6	132	10/06→11/10		01/07→		11.8171-0008.1 990049	ATE
1.6 i 16V	85	12/06→11/10					
1.7 CDTi	81	02/07→11/10		04/07→		11.8171-0008.1 990049	ATE
1.9 CDTi	74	08/05→11/10		09/05→		11.8171-0008.1 990049	ATE
<b>Dichtungssatz, Bremsattel</b>							
1.3 CDTi	66	04/05→11/10	←	08/05→		11.0441-5704.2 250034	ATE
1.4	55	02/05→11/10	←			11.0441-5704.2 250034	ATE
1.4 i 16V	66	03/05→11/10					
1.6	77	02/05→11/10					
1.7 CDTi	74	02/05→11/10					
1.8	92	02/05→11/10					
1.8 i 16V	103	03/07→11/10					
1.9 CDTi	88	02/05→11/10					
1.9 CDTi	110	02/05→11/10					
2.0 Turbo	125	02/05→11/10					
1.6	132	10/06→11/10	←	01/07→		11.0441-5704.2 250034	ATE
1.6 i 16V	85	12/06→11/10					
1.7 CDTi	81	02/07→11/10	←	04/07→		11.0441-5704.2 250034	ATE
1.9 CDTi	74	08/05→11/10	←	09/05→		11.0441-5704.2 250034	ATE
<b>Bremsschlauch</b>							
1.3 CDTi	66	04/05→11/10	←	08/05→	2	24.5241-0429.3 331381	L= 429
			→	☐; 08/05→; für Fahrzeuge mit Trommelbremse an der Hinterachse		24.5152-0218.3 331042	L= 230 mit Rohrleitung
			→	☐; 08/05→; für Fahrzeuge mit Trommelbremse an der Hinterachse		24.5152-0219.3 331043	L= 230 mit Rohrleitung
			→	☐; 08/05→; für Fahrzeuge mit Scheibenbremse an der Hinterachse		24.5157-0218.3 331095	L= 219 L2= 185 mit Rohrleitung
			→	☐; 08/05→; für Fahrzeuge mit Scheibenbremse an der Hinterachse		24.5157-0219.3 331096	L= 219 L2= 185 mit Rohrleitung
1.4	55	02/05→11/10	←		2	24.5241-0429.3 331381	L= 429
1.4 i 16V	66	03/05→11/10					
1.6	77	02/05→11/10	→	☐; für Fahrzeuge mit Trommelbremse an der Hinterachse		24.5152-0218.3 331042	L= 230 mit Rohrleitung
1.7 CDTi	74	02/05→11/10					
1.8	92	02/05→11/10					
1.8 i 16V	103	03/07→11/10	→	☐; für Fahrzeuge mit Trommelbremse an der Hinterachse		24.5152-0219.3 331043	L= 230 mit Rohrleitung
1.9 CDTi	88	02/05→11/10					
1.9 CDTi	110	02/05→11/10					
2.0 Turbo	125	02/05→11/10	→	☐; für Fahrzeuge mit Scheibenbremse an der Hinterachse		24.5157-0218.3 331095	L= 219 L2= 185 mit Rohrleitung
			→	☐; für Fahrzeuge mit Scheibenbremse an der Hinterachse		24.5157-0219.3 331096	L= 219 L2= 185 mit Rohrleitung
1.6	132	10/06→11/10	←	01/07→	2	24.5241-0429.3 331381	L= 429
			→	☐; 01/07→; für Fahrzeuge mit Scheibenbremse an der Hinterachse		24.5157-0218.3 331095	L= 219 L2= 185 mit Rohrleitung
			→	☐; 01/07→; für Fahrzeuge mit Scheibenbremse an der Hinterachse		24.5157-0219.3 331096	L= 219 L2= 185 mit Rohrleitung
1.6 i 16V	85	12/06→11/10	←	01/07→	2	24.5241-0429.3 331381	L= 429
			→	☐; 01/07→; für Fahrzeuge mit Trommelbremse an der Hinterachse		24.5152-0218.3 331042	L= 230 mit Rohrleitung
			→	☐; 01/07→; für Fahrzeuge mit Trommelbremse an der Hinterachse		24.5152-0219.3 331043	L= 230 mit Rohrleitung
↓							

	kw			 	! #				
<b>VAUXHALL - ASTRA Mk V (H) Sport Hatch 02/05→11/10</b>									
 <b>Bremsschlauch</b>									
1.6 i 16V	85	12/06→11/10	➔	☐; 01/07→; für Fahrzeuge mit Scheibenbremse an der Hinterachse	2	24.5157-0218.3	331095	L= 219 L2= 185 mit Rohrleitung	
			➔	☐; 01/07→; für Fahrzeuge mit Scheibenbremse an der Hinterachse		24.5157-0219.3	331096	L= 219 L2= 185 mit Rohrleitung	
1.7 CDTi	81	02/07→11/10	←	04/07→	2	24.5241-0429.3	331381	L= 429	
			➔	☐; 04/07→; für Fahrzeuge mit Scheibenbremse an der Hinterachse		24.5157-0218.3	331095	L= 219 L2= 185 mit Rohrleitung	
			➔	☐; 04/07→; für Fahrzeuge mit Scheibenbremse an der Hinterachse		24.5157-0219.3	331096	L= 219 L2= 185 mit Rohrleitung	
1.9 CDTi	74	08/05→11/10	←	09/05→	2	24.5241-0429.3	331381	L= 429	
			➔	☐; 09/05→; für Fahrzeuge mit Trommelbremse an der Hinterachse		24.5152-0218.3	331042	L= 230 mit Rohrleitung	
			➔	☐; 09/05→; für Fahrzeuge mit Trommelbremse an der Hinterachse		24.5152-0219.3	331043	L= 230 mit Rohrleitung	
			➔	☐; 09/05→; für Fahrzeuge mit Scheibenbremse an der Hinterachse		24.5157-0218.3	331095	L= 219 L2= 185 mit Rohrleitung	
			➔	☐; 09/05→; für Fahrzeuge mit Scheibenbremse an der Hinterachse		24.5157-0219.3	331096	L= 219 L2= 185 mit Rohrleitung	
2.0 VXR	176	02/09→11/10	➔	☐; für Fahrzeuge mit Trommelbremse an der Hinterachse	2	24.5152-0218.3	331042	L= 230 mit Rohrleitung	
			➔	☐; für Fahrzeuge mit Trommelbremse an der Hinterachse		24.5152-0219.3	331043	L= 230 mit Rohrleitung	
			➔	☐; für Fahrzeuge mit Scheibenbremse an der Hinterachse		24.5157-0218.3	331095	L= 219 L2= 185 mit Rohrleitung	
			➔	☐; für Fahrzeuge mit Scheibenbremse an der Hinterachse		24.5157-0219.3	331096	L= 219 L2= 185 mit Rohrleitung	
<b>VAUXHALL - ASTRA Mk V (H) TwinTop 09/05→11/10</b>									
 <b>Bremssattel</b>									
1.6 1.9 CDTi 2.0 2.0 Turbo	77	09/05→11/10	←	☐; 03/06→	2	11.9571-9824.2	220472	ATE Ø 57 - Halter	
	110	01/06→11/10				24.3571-9824.5	240500	ATE Ø 57 - Halter	
	125	02/06→11/10				24.3571-9823.5	240499	ATE Ø 57 - Halter	
	147	01/06→11/10	←	☐; 03/06→		24.3367-1707.7	220669	TRW Ø 36 - Halter	
				➔		☐; 03/06→; Felge Lochzahl: 4	24.3367-1708.7	220670	TRW Ø 36 - Halter
				➔		☐; 03/06→; Felge Lochzahl: 5	24.3387-1701.5	240826	TRW Ø 38 - Halter
1.6	132	10/06→11/10	←	☐; 02/07→	2	11.9571-9824.2	220472	ATE Ø 57 - Halter	
						24.3571-9824.5	240500	ATE Ø 57 - Halter	
			←	☐; 02/07→		24.3571-9823.5	240499	ATE Ø 57 - Halter	
			➔	☐; 02/07→; Felge Lochzahl: 4		24.3367-1707.7	220669	TRW Ø 36 - Halter	
			➔	☐; 02/07→; Felge Lochzahl: 4		24.3367-1708.7	220670	TRW Ø 36 - Halter	
			➔	☐; 02/07→; Felge Lochzahl: 5		24.3387-1701.5	240826	TRW Ø 38 - Halter	
1.6 i 16V	85	10/06→11/10	←	☐; 12/06→	2	11.9571-9824.2	220472	ATE Ø 57 - Halter	
						24.3571-9824.5	240500	ATE Ø 57 - Halter	
			←	☐; 12/06→		24.3571-9823.5	240499	ATE Ø 57 - Halter	
			➔	☐; 12/06→; Felge Lochzahl: 4		24.3367-1707.7	220669	TRW Ø 36 - Halter	
			➔	☐; 12/06→; Felge Lochzahl: 4		24.3367-1708.7	220670	TRW Ø 36 - Halter	
			➔	☐; 12/06→; Felge Lochzahl: 5		24.3387-1701.5	240826	TRW Ø 38 - Halter	
1.8	103	05/08→11/10	←	☐	2	11.9571-9824.2	220472	ATE Ø 57 - Halter	
						24.3571-9824.5	240500	ATE Ø 57 - Halter	
			←	☐		24.3571-9823.5	240499	ATE Ø 57 - Halter	
↓									



	kw					! #		
<b>VAUXHALL - ASTRA Mk V (H) TwinTop 09/05→11/10</b>								
<b> Bremssattel</b>								
1.8	103	05/08→11/10	➡	☐; Felge Lochzahl: 4		24.3367-1707.7	220669	TRW Ø 36 - Halter
			➡	☐; Felge Lochzahl: 4		24.3367-1708.7	220670	TRW Ø 36 - Halter
			➡	☐; Felge Lochzahl: 5		24.3387-1701.5	240826	TRW Ø 38 - Halter
			➡	☐; Felge Lochzahl: 5		24.3387-1702.5	240827	TRW Ø 38 - Halter
<b>Halter, Bremssattel</b>								
1.6	132	10/06→11/10	⬅	02/07→		11.8170-0758.1	260120	ATE
1.9 CDTi	110	01/06→11/10	⬅	03/06→		11.8170-0758.1	260120	ATE
2.0	125	02/06→11/10						
2.0 Turbo	147	01/06→11/10						
<b>Feder, Bremssattel</b>								
1.6	77	09/05→11/10	⬅	03/06→	2	11.8116-0292.1	390521	ATE
1.9 CDTi	110	01/06→11/10						
2.0	125	02/06→11/10						
2.0 Turbo	147	01/06→11/10						
1.6	132	10/06→11/10	⬅	02/07→	2	11.8116-0292.1	390521	ATE
1.6 i 16V	85	10/06→11/10	⬅	12/06→	2	11.8116-0292.1	390521	ATE
1.8	103	05/08→11/10	⬅		2	11.8116-0292.1	390521	ATE
<b>Führungshülzensatz, Bremssattel</b>								
1.6	77	09/05→11/10	⬅	03/06→		11.0101-5407.2	260011	ATE
1.9 CDTi	110	01/06→11/10						
2.0	125	02/06→11/10						
2.0 Turbo	147	01/06→11/10						
1.6	132	10/06→11/10	⬅	02/07→		11.0101-5407.2	260011	ATE
1.6 i 16V	85	10/06→11/10	⬅	12/06→		11.0101-5407.2	260011	ATE
1.8	103	05/08→11/10	⬅			11.0101-5407.2	260011	ATE
<b>Führungsbolzen, Bremssattel</b>								
1.6	77	09/05→11/10		03/06→		11.8171-0008.1	990049	ATE
1.9 CDTi	110	01/06→11/10						
2.0	125	02/06→11/10						
2.0 Turbo	147	01/06→11/10						
1.6	132	10/06→11/10		02/07→		11.8171-0008.1	990049	ATE
1.6 i 16V	85	10/06→11/10		12/06→		11.8171-0008.1	990049	ATE
1.8	103	05/08→11/10				11.8171-0008.1	990049	ATE
<b>Dichtungssatz, Bremssattel</b>								
1.6	77	09/05→11/10	⬅	03/06→		11.0441-5704.2	250034	ATE
1.9 CDTi	110	01/06→11/10						
2.0	125	02/06→11/10						
2.0 Turbo	147	01/06→11/10						
1.6	132	10/06→11/10	⬅	02/07→		11.0441-5704.2	250034	ATE
1.6 i 16V	85	10/06→11/10	⬅	12/06→		11.0441-5704.2	250034	ATE
1.8	103	05/08→11/10	⬅			11.0441-5704.2	250034	ATE
<b> Bremsschlauch</b>								
1.6	77	09/05→11/10	⬅	03/06→	2	24.5241-0429.3	331381	L= 429
1.9 CDTi	110	01/06→11/10						
2.0	125	02/06→11/10	➡	☐; 03/06→; für Fahrzeuge mit Scheibenbremse an der Hinterachse		24.5157-0218.3	331095	L= 219 L2= 185 mit Rohrleitung
2.0 Turbo	147	01/06→11/10	➡	☐; 03/06→; für Fahrzeuge mit Scheibenbremse an der Hinterachse		24.5157-0219.3	331096	L= 219 L2= 185 mit Rohrleitung
1.6	132	10/06→11/10	⬅	02/07→	2	24.5241-0429.3	331381	L= 429
			➡	☐; 02/07→; für Fahrzeuge mit Scheibenbremse an der Hinterachse		24.5157-0218.3	331095	L= 219 L2= 185 mit Rohrleitung
			➡	☐; 02/07→; für Fahrzeuge mit Scheibenbremse an der Hinterachse		24.5157-0219.3	331096	L= 219 L2= 185 mit Rohrleitung
1.6 i 16V	85	10/06→11/10	⬅	12/06→	2	24.5241-0429.3	331381	L= 429
			➡	☐; 12/06→; für Fahrzeuge mit Scheibenbremse an der Hinterachse		24.5157-0218.3	331095	L= 219 L2= 185 mit Rohrleitung
↓								

	kw			 	! #		
<b>VAUXHALL - ASTRA Mk V (H) TwinTop 09/05→11/10</b>							
 <b>Bremsschlauch</b>							
1.6 i 16V	85	10/06→11/10	➔	 ; 12/06→; für Fahrzeuge mit Scheibenbremse an der Hinterachse		24.5157-0219.3 331096	L= 219 L2= 185 mit Rohrleitung
1.8	103	05/08→11/10	➔		2	24.5241-0429.3 331381	L= 429
			➔	 ; für Fahrzeuge mit Scheibenbremse an der Hinterachse		24.5157-0218.3 331095	L= 219 L2= 185 mit Rohrleitung
			➔	 ; für Fahrzeuge mit Scheibenbremse an der Hinterachse		24.5157-0219.3 331096	L= 219 L2= 185 mit Rohrleitung
<b>VAUXHALL - ASTRA Mk VI (J) 12/09→</b>							
 <b>Bremssattel</b>							
1.3 CDTi	70	12/09→	➔	 ; für Bremsscheibendurchmesser [mm]: 300		11.9601-2601.2 220913	ATE Ø 60 - Halter
1.4	64	12/09→	➔				
1.4	74	12/09→	➔				
1.4 Turbo	88	08/11→	➔			11.9601-2602.2 220914	ATE Ø 60 - Halter
1.4 Turbo	103	12/09→	➔	 ; für Bremsscheibendurchmesser [mm]: 300			
1.6	85	12/09→	➔				
1.6 SIDI	125	12/12→	➔				
1.6 Turbo	132	12/09→	➔	 ; für Bremsscheibendurchmesser [mm]: 276		11.9601-2603.2 220915	ATE Ø 60 - Halter
1.7 CDTi	81	12/09→	➔				
1.7 CDTi	92	12/09→	➔				
1.7 CDTi	96	06/11→	➔	 ; für Bremsscheibendurchmesser [mm]: 276		11.9601-2604.2 220916	ATE Ø 60 - Halter
2.0 BiTurbo CDTi	143	12/12→	➔				
2.0 CDTi	118	12/09→	➔				
2.0 CDTi	121	08/11→	➔	 ; - eFSB		11.9382-7001.2 220889	ATE Ø 38 - Halter
			➔	 ; - eFSB		11.9382-7002.2 220890	ATE Ø 38 - Halter
			➔	 ; + eFSB		11.9382-7003.2 220891	ATE Ø 38 - Halter
			➔	 ; + eFSB		11.9382-7004.2 220892	ATE Ø 38 - Halter
1.6 CDTi	81	11/13→	➔	 ; 02/14→; für Bremsscheibendurchmesser [mm]: 300		11.9601-2601.2 220913	ATE Ø 60 - Halter
			➔	 ; 02/14→; für Bremsscheibendurchmesser [mm]: 300		11.9601-2602.2 220914	ATE Ø 60 - Halter
			➔	 ; 02/14→; für Bremsscheibendurchmesser [mm]: 276		11.9601-2603.2 220915	ATE Ø 60 - Halter
			➔	 ; 02/14→; für Bremsscheibendurchmesser [mm]: 276		11.9601-2604.2 220916	ATE Ø 60 - Halter
			➔	 ; 02/14→; - eFSB		11.9382-7001.2 220889	ATE Ø 38 - Halter
			➔	 ; 02/14→; - eFSB		11.9382-7002.2 220890	ATE Ø 38 - Halter
			➔	 ; 02/14→; + eFSB		11.9382-7003.2 220891	ATE Ø 38 - Halter
			➔	 ; 02/14→; + eFSB		11.9382-7004.2 220892	ATE Ø 38 - Halter
1.6 CDTi	100	11/13→	➔	 ; 01/14→; für Bremsscheibendurchmesser [mm]: 300		11.9601-2601.2 220913	ATE Ø 60 - Halter
			➔	 ; 01/14→; für Bremsscheibendurchmesser [mm]: 300		11.9601-2602.2 220914	ATE Ø 60 - Halter
			➔	 ; 01/14→; für Bremsscheibendurchmesser [mm]: 276		11.9601-2603.2 220915	ATE Ø 60 - Halter
			➔	 ; 01/14→; für Bremsscheibendurchmesser [mm]: 276		11.9601-2604.2 220916	ATE Ø 60 - Halter
			➔	 ; 01/14→; - eFSB		11.9382-7001.2 220889	ATE Ø 38 - Halter
			➔	 ; 01/14→; - eFSB		11.9382-7002.2 220890	ATE Ø 38 - Halter
			➔	 ; 01/14→; + eFSB		11.9382-7003.2 220891	ATE Ø 38 - Halter
			➔	 ; 01/14→; + eFSB		11.9382-7004.2 220892	ATE Ø 38 - Halter
<b>Zubehörsatz, Bremssattel</b>							
1.3 CDTi	70	12/09→		für Bremsscheibendurchmesser [mm]: 276; 08.2012→		11.0103-0002.2 250157	ATE
1.4	64	12/09→					
1.4	74	12/09→		für Bremsscheibendurchmesser [mm]: 300; 08.2012→		11.0103-0002.2 250157	ATE
1.4 Turbo	88	08/11→					
1.4 Turbo	103	12/09→					
1.6	85	12/09→					
1.6 SIDI	125	12/12→					
↓							



**VAUXHALL - ASTRA Mk VI (J) 12/09→**

**Zubehörsatz, Bremssattel**

1.6 Turbo	132	12/09→		für Bremsscheibendurchmesser [mm]: 276; 08.2012→	11.0103-0002.2	250157	ATE
1.7 CDTi	81	12/09→					
1.7 CDTi	92	12/09→		für Bremsscheibendurchmesser [mm]: 300; 08.2012→	11.0103-0002.2	250157	ATE
1.7 CDTi	96	06/11→					
2.0 BiTurbo CDTI	143	12/12→					
2.0 CDTi	118	12/09→					
2.0 CDTi	121	08/11→					
1.6 CDTi	81	11/13→		02/14→; für Bremsscheibendurchmesser [mm]: 276; 08.2012→	11.0103-0002.2	250157	ATE
				02/14→; für Bremsscheibendurchmesser [mm]: 300; 08.2012→	11.0103-0002.2	250157	ATE
1.6 CDTi	100	11/13→		01/14→; für Bremsscheibendurchmesser [mm]: 276; 08.2012→	11.0103-0002.2	250157	ATE
				01/14→; für Bremsscheibendurchmesser [mm]: 300; 08.2012→	11.0103-0002.2	250157	ATE

**Bremsschlauch**

1.3 CDTI	70	12/09→	←	→ A8068771	2	24.5176-0400.3	331492	L= 400
1.4	64	12/09→						
1.4	74	12/09→						
1.4 Turbo	88	08/11→						
1.4 Turbo	103	12/09→						
1.6	85	12/09→						
1.6 SIDI	125	12/12→						
1.6 Turbo	132	12/09→						
1.7 CDTi	81	12/09→						
1.7 CDTi	92	12/09→						
1.7 CDTi	96	06/11→						
2.0 BiTurbo CDTI	143	12/12→						
2.0 CDTi	118	12/09→						
2.0 CDTi	121	08/11→						

**VAUXHALL - ASTRA Mk VI (J) Estate 10/10→**

**Bremssattel**

1.3 CDTi	70	10/10→	←	☐; 11/10→; für Bremsscheibendurchmesser [mm]: 300	11.9601-2601.2	220913	ATE Ø 60 - Halter
1.4	64	10/10→					
1.4	74	10/10→					
1.4 Turbo	88	10/10→	←	☐; 11/10→; für Bremsscheibendurchmesser [mm]: 300	11.9601-2602.2	220914	ATE Ø 60 - Halter
1.4 Turbo	103	10/10→					
1.6	85	10/10→					
1.6 Turbo	132	10/10→					
1.7 CDTi	81	10/10→	←	☐; 11/10→; für Bremsscheibendurchmesser [mm]: 276	11.9601-2603.2	220915	ATE Ø 60 - Halter
1.7 CDTi	92	10/10→					
2.0 CDTi	118	10/10→	←	☐; 11/10→; für Bremsscheibendurchmesser [mm]: 276	11.9601-2604.2	220916	ATE Ø 60 - Halter
			→	☐; 11/10→; - eFSB	11.9382-7001.2	220889	ATE Ø 38 - Halter
			→	☐; 11/10→; - eFSB	11.9382-7002.2	220890	ATE Ø 38 - Halter
			→	☐; 11/10→; + eFSB	11.9382-7003.2	220891	ATE Ø 38 - Halter
			→	☐; 11/10→; + eFSB	11.9382-7004.2	220892	ATE Ø 38 - Halter
1.6 CDTi	81	01/14→	←	☐; 02/14→; für Bremsscheibendurchmesser [mm]: 300	11.9601-2601.2	220913	ATE Ø 60 - Halter
			←	☐; 02/14→; für Bremsscheibendurchmesser [mm]: 300	11.9601-2602.2	220914	ATE Ø 60 - Halter
			←	☐; 02/14→; für Bremsscheibendurchmesser [mm]: 276	11.9601-2603.2	220915	ATE Ø 60 - Halter
			←	☐; 02/14→; für Bremsscheibendurchmesser [mm]: 276	11.9601-2604.2	220916	ATE Ø 60 - Halter
			→	☐; 02/14→; - eFSB	11.9382-7001.2	220889	ATE Ø 38 - Halter
			→	☐; 02/14→; - eFSB	11.9382-7002.2	220890	ATE Ø 38 - Halter
			→	☐; 02/14→; + eFSB	11.9382-7003.2	220891	ATE Ø 38 - Halter
			→	☐; 02/14→; + eFSB	11.9382-7004.2	220892	ATE Ø 38 - Halter
1.6 CDTi	100	01/14→	←	☐;	11.9601-2601.2	220913	ATE Ø 60 - Halter
1.6 SIDI	125	12/12→		für Bremsscheibendurchmesser [mm]: 300			
1.7 CDTi	96	06/11→05/14					
2.0 BiTurbo CDTI	143	12/12→					

**VAUXHALL - ASTRA Mk VI (J) Estate 10/10 →**

**Bremssattel**

2.0 CDTi	121	08/11 →	←	☐; für Bremsscheibendurchmesser [mm]: 300	11.9601-2602.2	220914	ATE Ø 60 - Halter
			←	☐; für Bremsscheibendurchmesser [mm]: 276	11.9601-2603.2	220915	ATE Ø 60 - Halter
			←	☐; für Bremsscheibendurchmesser [mm]: 276	11.9601-2604.2	220916	ATE Ø 60 - Halter
			→	☐; - eFSB	11.9382-7001.2	220889	ATE Ø 38 - Halter
			→	☐; - eFSB	11.9382-7002.2	220890	ATE Ø 38 - Halter
			→	☐; + eFSB	11.9382-7003.2	220891	ATE Ø 38 - Halter
			→	☐; + eFSB	11.9382-7004.2	220892	ATE Ø 38 - Halter

**Zubehörsatz, Bremssattel**

1.3 CDTi 1.4 1.4 1.4 Turbo 1.4 Turbo 1.6 1.6 Turbo 1.7 CDTi 1.7 CDTi 2.0 CDTi	70 64 74 88 103 85 132 81 92 118	10/10 → 10/10 → 10/10 → 10/10 → 10/10 → 10/10 → 10/10 → 10/10 → 10/10 → 10/10 →		11/10 →; für Bremsscheibendurchmesser [mm]: 276; 08.2012 →	11.0103-0002.2	250157	ATE
			←	11/10 →; für Bremsscheibendurchmesser [mm]: 300; 08.2012 →	11.0103-0002.2	250157	ATE
			←	02/14 →; für Bremsscheibendurchmesser [mm]: 276; 08.2012 →	11.0103-0002.2	250157	ATE
			←	02/14 →; für Bremsscheibendurchmesser [mm]: 300; 08.2012 →	11.0103-0002.2	250157	ATE
			←	für Bremsscheibendurchmesser [mm]: 276; 08.2012 →	11.0103-0002.2	250157	ATE
			←	für Bremsscheibendurchmesser [mm]: 300; 08.2012 →	11.0103-0002.2	250157	ATE
			←	01/14 →			
			←	01/14 →			
			←	01/14 →			

**Bremsschlauch**

1.3 CDTi 1.4 1.4 1.4 Turbo 1.4 Turbo 1.6 1.6 Turbo 1.7 CDTi 1.7 CDTi 2.0 CDTi	70 64 74 88 103 85 132 81 92 118	10/10 → 10/10 → 10/10 → 10/10 → 10/10 → 10/10 → 10/10 → 10/10 → 10/10 → 10/10 →	←	11/10 →; → A8068771	2	24.5176-0400.3	331492	L= 400
			←	→ A8068771	2	24.5176-0400.3	331492	L= 400

**VAUXHALL - ASTRA Mk VI (J) GTC 10/11 →**

**Bremssattel**

1.4 1.4 1.4 1.6 1.6 CDTi 1.6 CDTi 1.6 SIDI 1.6 SIDI 1.7 CDTi 1.7 CDTi 2.0 BiTurbo CDTI 2.0 CDTi	74 88 103 132 81 100 125 147 81 96 143 121	10/11 → 10/11 → 10/11 → 10/11 → 07/14 → 07/14 → 12/12 → 09/13 → 10/11 → 10/11 → 12/12 → 10/11 →	←	☐; für Bremsscheibendurchmesser [mm]: 300	11.9601-2601.2	220913	ATE Ø 60 - Halter
			←	☐; für Bremsscheibendurchmesser [mm]: 300	11.9601-2602.2	220914	ATE Ø 60 - Halter
			←	☐; für Bremsscheibendurchmesser [mm]: 276	11.9601-2603.2	220915	ATE Ø 60 - Halter
			←	☐; für Bremsscheibendurchmesser [mm]: 276	11.9601-2604.2	220916	ATE Ø 60 - Halter
			→	☐; - eFSB	11.9382-7001.2	220889	ATE Ø 38 - Halter
			→	☐; - eFSB	11.9382-7002.2	220890	ATE Ø 38 - Halter
			→	☐; + eFSB	11.9382-7003.2	220891	ATE Ø 38 - Halter
			→	☐; + eFSB	11.9382-7004.2	220892	ATE Ø 38 - Halter

**VAUXHALL - ASTRA Mk VI (J) GTC 10/11→**

**Zubehörsatz, Bremssattel**









1.4	74	10/11→		für Bremsscheibendurchmesser [mm]: 276; 08.2012→	11.0103-0002.2	250157	ATE
1.4	88	10/11→					
1.4	103	10/11→		für Bremsscheibendurchmesser [mm]: 300; 08.2012→	11.0103-0002.2	250157	ATE
1.6	132	10/11→					
1.6 CDTi	81	07/14→					
1.6 CDTi	100	07/14→					
1.6 SIDI	125	12/12→					
1.6 SIDI	147	09/13→					
1.7 CDTi	81	10/11→					
1.7 CDTi	96	10/11→					
2.0 BiTurbo CDTi	143	12/12→					
2.0 CDTi	121	10/11→					

 **Bremsschlauch**

1.4	74	10/11→	←	→ A8068771	2	24.5176-0400.3	331492	L= 400
1.4	88	10/11→						
1.4	103	10/11→						
1.6	132	10/11→						
1.6 SIDI	125	12/12→						
1.7 CDTi	81	10/11→						
1.7 CDTi	96	10/11→						
2.0 BiTurbo CDTi	143	12/12→						
2.0 CDTi	121	10/11→						


**VAUXHALL - ASTRA Mk VI (J) Sedan 06/12→**

 **Bremssattel**

1.3 CDTi	70	06/12→	←	 ; für Bremsscheibendurchmesser [mm]: 300	11.9601-2601.2	220913	ATE Ø 60 - Halter
1.4	74	06/12→					
1.4 Turbo	103	06/12→					
1.6	85	06/12→	←	 ; für Bremsscheibendurchmesser [mm]: 300	11.9601-2602.2	220914	ATE Ø 60 - Halter
1.6 SIDI	125	12/12→					
1.6 Turbo	132	06/12→					
1.7 CDTi	81	06/12→	←	 ; für Bremsscheibendurchmesser [mm]: 276	11.9601-2603.2	220915	ATE Ø 60 - Halter
1.7 CDTi	96	06/12→					
2.0 BiTurbo CDTi	143	12/12→	←	 ; für Bremsscheibendurchmesser [mm]: 276	11.9601-2604.2	220916	ATE Ø 60 - Halter
			→	 ; - eFSB	11.9382-7001.2	220889	ATE Ø 38 - Halter
			→	 ; - eFSB	11.9382-7002.2	220890	ATE Ø 38 - Halter
			→	 ; + eFSB	11.9382-7003.2	220891	ATE Ø 38 - Halter
			→	 ; + eFSB	11.9382-7004.2	220892	ATE Ø 38 - Halter

**Zubehörsatz, Bremssattel**






1.3 CDTi	70	06/12→		für Bremsscheibendurchmesser [mm]: 276; 08.2012→	11.0103-0002.2	250157	ATE
1.4	74	06/12→					
1.4 Turbo	103	06/12→		für Bremsscheibendurchmesser [mm]: 300; 08.2012→	11.0103-0002.2	250157	ATE
1.6	85	06/12→					
1.6 SIDI	125	12/12→					
1.6 Turbo	132	06/12→					
1.7 CDTi	81	06/12→					
1.7 CDTi	96	06/12→					
2.0 BiTurbo CDTi	143	12/12→					











 **Bremsschlauch**
































1.3 CDTi	70	06/12→	←	→ A8068771	2	24.5176-0400.3	331492	L= 400
1.4	74	06/12→						
1.4 Turbo	103	06/12→						
1.6	85	06/12→						
1.6 SIDI	125	12/12→						
1.6 Turbo	132	06/12→						
1.7 CDTi	81	06/12→						
1.7 CDTi	96	06/12→						
2.0 BiTurbo CDTi	143	12/12→						







**VAUXHALL - ASTRVAN Mk III (F) 01/91→08/98**

 **Bremssattel**










1.6 i	52	02/94→10/96	←		11.9481-9871.2	220681	ATE Ø 48 - Halter
			←		24.3521-1701.5	240001	ATE Ø 52 - Halter
1.6 i	55	01/91→08/98	←	 ; 10/91→	11.9481-9871.2	220681	ATE Ø 48 - Halter
			←		24.3521-1702.5	240002	ATE Ø 52 - Halter
			←	 ; 10/91→	11.9481-9872.2	220682	ATE Ø 48 - Halter










	kw			 	! #		
<b>VAUXHALL - ASTRAVAN Mk III (F) 01/91→08/98</b>							
 <b>Bremssattel</b>							
1.6 i	55	01/91→08/98	←	☐; 10/91→		24.3521-1702.5 240002	ATE Ø 52 - Halter
1.7 TD	50	01/94→08/98	←	☐; nicht für Fahrzeuge mit verstärkter Bremse		11.9481-9871.2 220681	ATE Ø 48 - Halter
			←	☐; nicht für Fahrzeuge mit verstärkter Bremse		11.9481-9872.2 220682	ATE Ø 48 - Halter
			←	☐; für Fahrzeuge mit verstärkter Bremse		24.3521-1701.5 240001	ATE Ø 52 - Halter
			←	☐; für Fahrzeuge mit verstärkter Bremse		24.3521-1702.5 240002	ATE Ø 52 - Halter
<b>Feder, Bremssattel</b>							
1.6 i	52	02/94→10/96	←		2	11.8116-0097.1 390590	ATE
1.6 i	55	01/91→08/98	←	10/91→	2	11.8116-0129.1 390591	ATE
1.7 TD	50	01/94→08/98	←	für Fahrzeuge mit verstärkter Bremse	2	11.8116-0097.1 390590	ATE
			←	nicht für Fahrzeuge mit verstärkter Bremse	2	11.8116-0129.1 390591	ATE
<b>Führungshülzensatz, Bremssattel</b>							
1.6 i	52	02/94→10/96	←			11.0101-5407.2 260011	ATE
1.6 i	55	01/91→08/98	←	10/91→		11.0101-5407.2 260011	ATE
1.7 TD	50	01/94→08/98	←	nicht für Fahrzeuge mit verstärkter Bremse		11.0101-5407.2 260011	ATE
			←	für Fahrzeuge mit verstärkter Bremse		11.0101-5407.2 260011	ATE
<b>Führungsbolzen, Bremssattel</b>							
1.6 i	52	02/94→10/96	←			11.8171-0008.1 990049	ATE
1.6 i	55	01/91→08/98	←	10/91→		11.8171-0008.1 990049	ATE
1.7 TD	50	01/94→08/98	←	für Fahrzeuge mit verstärkter Bremse		11.8171-0008.1 990049	ATE
			←	nicht für Fahrzeuge mit verstärkter Bremse		11.8171-0008.1 990049	ATE
<b>Dichtungssatz, Bremssattel</b>							
1.6 i	52	02/94→10/96	←			11.0441-4811.2 250024	ATE
1.6 i	55	01/91→08/98	←	10/91→		11.0441-4811.2 250024	ATE
1.7 TD	50	01/94→08/98	←	nicht für Fahrzeuge mit verstärkter Bremse		11.0441-4811.2 250024	ATE
			←	für Fahrzeuge mit verstärkter Bremse		11.0441-5202.2 250026	ATE
 <b>Bremsschlauch</b>							
1.6 i 1.7 TD	52 50	02/94→10/96 01/94→08/98	←		2	24.5298-0322.3 331314	L= 322
1.6 i	55	01/91→08/98	←	10/91→	2	24.5298-0322.3 331314	L= 322
<b>VAUXHALL - ASTRAVAN Mk IV (G) 08/98→08/06</b>							
 <b>Bremssattel</b>							
1.6 i 1.7 TD	55 50	08/98→09/00 08/98→08/06	←	☐		24.3521-7001.5 240481	ATE Ø 52 - Halter
1.6 i	62	09/00→08/06	←	☐		24.3521-7002.5 240482	ATE Ø 52 - Halter
↓		09/00→08/06	←	☐		24.3521-7001.5 240481	ATE Ø 52 - Halter
			←	☐		24.3521-7002.5 240482	ATE Ø 52 - Halter
			→	☐; 07/01→ 07/03		24.3344-1713.7 220559	TRW Ø 34 - Halter
			→	☐; 07/01→ 07/03		24.3344-1714.7 220560	TRW Ø 34 - Halter
			→	☐; 08/03→; für Fahrzeuge ohne Sportfahrwerk		24.3347-1711.5 240699	TRW Ø 34 - Halter
			→	☐; 08/03→; für Fahrzeuge ohne Sportfahrwerk		24.3347-1712.5 240700	TRW Ø 34 - Halter
			→	☐; 08/03→; für Fahrzeuge mit Sportfahrwerk		24.3367-1707.7 220669	TRW Ø 36 - Halter
			→				

	kw			 	! #		
<b>VAUXHALL - ASTRAVAN Mk IV (G) 08/98→08/06</b>							
<b> Bremssattel</b>							
1.6 i	62	09/00→08/06	➔	 ; 08/03→; für Fahrzeuge mit Sportfahrwerk		24.3367-1708.7 220670	TRW Ø 36 - Halter
1.7 CDTI	59	04/04→08/06	➔			24.3521-7001.5 240481	ATE Ø 52 - Halter
			➔			24.3521-7002.5 240482	ATE Ø 52 - Halter
			➔			24.3347-1711.5 240699	TRW Ø 34 - Halter
			➔			24.3347-1712.5 240700	TRW Ø 34 - Halter
1.7 DTI 16V	55	04/01→08/06	➔			24.3521-7001.5 240481	ATE Ø 52 - Halter
			➔			24.3521-7002.5 240482	ATE Ø 52 - Halter
			➔	 ; 07/01→ 07/03		24.3344-1713.7 220559	TRW Ø 34 - Halter
			➔	 ; 07/01→ 07/03		24.3344-1714.7 220560	TRW Ø 34 - Halter
			➔	 ; 08/03→		24.3347-1711.5 240699	TRW Ø 34 - Halter
			➔	 ; 08/03→		24.3347-1712.5 240700	TRW Ø 34 - Halter
2.0 DI	60	08/98→08/06	➔	 ; + ABS		11.9571-9824.2 220472	ATE Ø 57 - Halter
						24.3571-9824.5 240500	ATE Ø 57 - Halter
			➔	 ; - ABS		24.3521-7001.5 240481	ATE Ø 52 - Halter
			➔	 ; - ABS		24.3521-7002.5 240482	ATE Ø 52 - Halter
			➔	 ; + ABS		24.3571-9823.5 240499	ATE Ø 57 - Halter
			➔	 ; 07/01→ 07/03		24.3344-1713.7 220559	TRW Ø 34 - Halter
			➔	 ; 07/01→ 07/03		24.3344-1714.7 220560	TRW Ø 34 - Halter
			➔	 ; 08/03→		24.3347-1711.5 240699	TRW Ø 34 - Halter
			 ; 08/03→		24.3347-1712.5 240700	TRW Ø 34 - Halter	
2.0 DTI	74	04/04→08/06	➔			11.9571-9824.2 220472	ATE Ø 57 - Halter
						24.3571-9824.5 240500	ATE Ø 57 - Halter
			➔			24.3367-1713.7 220779	TRW Ø 36 - Halter
			➔			24.3367-1714.7 220780	TRW Ø 36 - Halter
<b>Feder, Bremssattel</b>							
1.6 i	55	08/98→09/00			2	11.8116-0292.1 390521	ATE
1.6 i	62	09/00→08/06					
1.7 CDTI	59	04/04→08/06					
1.7 DTI 16V	55	04/01→08/06					
1.7 TD	50	08/98→08/06					
2.0 DI	60	08/98→08/06		- ABS	2	11.8116-0292.1 390521	ATE
			➔	+ ABS	2	11.8116-0292.1 390521	ATE
2.0 DTI	74	04/04→08/06	➔		2	11.8116-0292.1 390521	ATE
<b>Führungshülsensatz, Bremssattel</b>							
1.6 i	55	08/98→09/00	➔			11.0101-5407.2 260011	ATE
1.6 i	62	09/00→08/06					
1.7 CDTI	59	04/04→08/06					
1.7 DTI 16V	55	04/01→08/06					
1.7 TD	50	08/98→08/06					
2.0 DTI	74	04/04→08/06					
2.0 DI	60	08/98→08/06	➔	+ ABS		11.0101-5407.2 260011	ATE
			➔	- ABS		11.0101-5407.2 260011	ATE
<b>Führungsbolzen, Bremssattel</b>							
1.6 i	55	08/98→09/00	➔			11.8171-0008.1 990049	ATE
1.6 i	62	09/00→08/06					
1.7 CDTI	59	04/04→08/06					
1.7 DTI 16V	55	04/01→08/06					
1.7 TD	50	08/98→08/06					
2.0 DTI	74	04/04→08/06					
2.0 DI	60	08/98→08/06	➔	+ ABS		11.8171-0008.1 990049	ATE
			➔	- ABS		11.8171-0008.1 990049	ATE
<b>Dichtungssatz, Bremssattel</b>							
2.0 DI	60	08/98→08/06	➔	+ ABS		11.0441-5704.2 250034	ATE
2.0 DTI	74	04/04→08/06	➔			11.0441-5704.2 250034	ATE
<b> Bremsschlauch</b>							
1.6 i	55	08/98→09/00	➔		2	24.5241-0396.3 331380	L= 398
↓							








	kw				! #		
<b>VAUXHALL - ASTRAVAN Mk IV (G) 08/98→08/06</b>							
<b>Bremsschlauch</b>							
1.6 i 1.7 DTI 16V	62 55	09/00→08/06 04/01→08/06	➔	☐; 32000001→; für Fahrzeuge mit Scheibenbremse an der Hinterachse		24.5157-0218.3 331095	L= 219 L2= 185 mit Rohrleitung
			➔	☐; 32000001→; für Fahrzeuge mit Scheibenbremse an der Hinterachse		24.5157-0219.3 331096	L= 219 L2= 185 mit Rohrleitung
			➔	für Fahrzeuge mit Trommelbremse an der Hinterachse	2	24.5240-0220.3 330619	L= 220
			➔	→ 22999999; für Fahrzeuge mit Scheibenbremse an der Hinterachse	2	24.5241-0200.3 330620	L= 200
1.7 CDTi 2.0 DI 2.0 DTI	59 60 74	04/04→08/06 08/98→08/06 04/04→08/06	➔		2	24.5241-0396.3 331380	L= 398
			➔	☐; 32000001→		24.5157-0218.3 331095	L= 219 L2= 185 mit Rohrleitung
			➔	☐; 32000001→		24.5157-0219.3 331096	L= 219 L2= 185 mit Rohrleitung
			➔	→ 22999999	2	24.5241-0200.3 330620	L= 200
1.7 TD	50	08/98→08/06	➔		2	24.5241-0396.3 331380	L= 398
			➔	für Fahrzeuge mit Trommelbremse an der Hinterachse	2	24.5240-0220.3 330619	L= 220
			➔	für Fahrzeuge mit Scheibenbremse an der Hinterachse	2	24.5241-0200.3 330620	L= 200
<b>VAUXHALL - ASTRAVAN Mk V (H) 03/05→</b>							
<b>Bremssattel</b>							
1.3 CDTi 1.4 i 1.6 1.7 CDTi 1.9 CDTi 1.9 CDTi	66 66 76 74 88 110	08/05→ 03/05→ 03/05→ 03/05→11/11 03/05→11/11 03/05→11/11	➔	☐; → 11/10		11.9571-9824.2 220472 24.3571-9824.5 240500 24.3571-9823.5 240499	ATE Ø 57 - Halter ATE Ø 57 - Halter ATE Ø 57 - Halter
			➔	☐; → 11/10; Felge Lochzahl: 4		24.3367-1707.7 220669	TRW Ø 36 - Halter
			➔	☐; → 11/10; Felge Lochzahl: 4		24.3367-1708.7 220670	TRW Ø 36 - Halter
			➔	☐; → 11/10; Felge Lochzahl: 5		24.3387-1701.5 240826	TRW Ø 38 - Halter
			➔	☐; → 11/10; Felge Lochzahl: 5		24.3387-1702.5 240827	TRW Ø 38 - Halter
1.7 CDTi	59	03/05→07/06	➔	☐		11.9571-9824.2 220472 24.3571-9824.5 240500 24.3571-9823.5 240499	ATE Ø 57 - Halter ATE Ø 57 - Halter ATE Ø 57 - Halter
			➔	☐; Felge Lochzahl: 4		24.3367-1707.7 220669	TRW Ø 36 - Halter
			➔	☐; Felge Lochzahl: 4		24.3367-1708.7 220670	TRW Ø 36 - Halter
			➔	☐; Felge Lochzahl: 5		24.3387-1701.5 240826	TRW Ø 38 - Halter
			➔	☐; Felge Lochzahl: 5		24.3387-1702.5 240827	TRW Ø 38 - Halter
<b>Halter, Bremssattel</b>							
1.9 CDTi 1.9 CDTi	88 110	03/05→11/11 03/05→11/11	➔	→ 11/10		11.8170-0758.1 260120	ATE
<b>Feder, Bremssattel</b>							
1.3 CDTi 1.4 i 1.6 1.7 CDTi 1.9 CDTi 1.9 CDTi	66 66 76 74 88 110	08/05→ 03/05→ 03/05→ 03/05→11/11 03/05→11/11 03/05→11/11	➔	→ 11/10	2	11.8116-0292.1 390521	ATE
1.7 CDTi	59	03/05→07/06	➔		2	11.8116-0292.1 390521	ATE
<b>Führungshülzensatz, Bremssattel</b>							
1.3 CDTi 1.4 i 1.6 1.7 CDTi 1.9 CDTi 1.9 CDTi	66 66 76 74 88 110	08/05→ 03/05→ 03/05→ 03/05→11/11 03/05→11/11 03/05→11/11	➔	→ 11/10		11.0101-5407.2 260011	ATE
1.7 CDTi	59	03/05→07/06	➔			11.0101-5407.2 260011	ATE
<b>Führungsbolzen, Bremssattel</b>							
1.3 CDTi 1.4 i 1.6 1.7 CDTi 1.9 CDTi 1.9 CDTi	66 66 76 74 88 110	08/05→ 03/05→ 03/05→ 03/05→11/11 03/05→11/11 03/05→11/11	➔	→ 11/10		11.8171-0008.1 990049	ATE
1.7 CDTi	59	03/05→07/06	➔			11.8171-0008.1 990049	ATE










	kw			 	! #		
<b>VAUXHALL - ASTRAVAN Mk V (H) 03/05→</b>							
<b>Dichtungssatz, Bremssattel</b>							
1.3 CDTi	66	08/05→	←	→ 11/10		11.0441-5704.2	250034 ATE
1.4 i	66	03/05→					
1.6	76	03/05→					
1.7 CDTi	74	03/05→11/11					
1.9 CDTi	88	03/05→11/11					
1.9 CDTi	110	03/05→11/11					
1.7 CDTi	59	03/05→07/06	←			11.0441-5704.2	250034 ATE
<b> Bremsschlauch</b>							
1.3 CDTi	66	08/05→	←	→ 11/10	2	24.5241-0429.3	331381 L= 429
1.4 i	66	03/05→	→	☐; → 11/10		24.5157-0218.3	331095 L= 219 L2= 185 mit Rohrleitung
1.6	76	03/05→	→	☐; → 11/10			
1.7 CDTi	74	03/05→11/11	→	☐; → 11/10		24.5157-0219.3	331096 L= 219 L2= 185 mit Rohrleitung
1.9 CDTi	88	03/05→11/11					
1.9 CDTi	110	03/05→11/11					
1.7 CDTi	59	03/05→07/06	←		2	24.5241-0429.3	331381 L= 429
			→	☐		24.5157-0218.3	331095 L= 219 L2= 185 mit Rohrleitung
			→	☐		24.5157-0219.3	331096 L= 219 L2= 185 mit Rohrleitung
<b>VAUXHALL - CALIBRA 06/90→07/97</b>							
<b> Bremssattel</b>							
2.0 i	85	06/90→07/97	←	☐		24.3521-1701.5	240001 ATE Ø 52 - Halter
2.0 i 16V	100	06/90→07/97	←	☐		24.3521-1702.5	240002 ATE Ø 52 - Halter
			→	☐		13.2351-0013.2	210010 ATE Ø 35
			→	☐		13.2351-0014.2	210011 ATE Ø 35
			→	☐		24.9235-0013.5	230001 ATE Ø 35
			→	☐		24.9235-0014.5	230002 ATE Ø 35
2.0 i 16V 4x4	100	02/94→07/97	→	☐; T1000001→		13.2351-0013.2	210010 ATE Ø 35
2.0 i 4x4	85	06/90→07/97	→	☐; T1000001→		13.2351-0014.2	210011 ATE Ø 35
			→	☐; T1000001→		24.9235-0013.5	230001 ATE Ø 35
			→	☐; T1000001→		24.9235-0014.5	230002 ATE Ø 35
2.0 i Turbo 4x4	150	03/92→07/97	←	☐; → S9999999		24.3541-8085.5	240525 ATE Ø 54 - Halter
			←	☐; → S9999999		24.3541-8086.5	240526 ATE Ø 54 - Halter
			←	☐; T1000001→		24.3571-1761.5	240461 ATE Ø 57 - Halter
			←	☐; T1000001→		24.3571-1762.5	240462 ATE Ø 57 - Halter
			→	☐; T1000001→		13.2351-0013.2	210010 ATE Ø 35
			→	☐; T1000001→		13.2351-0014.2	210011 ATE Ø 35
			→	☐; T1000001→		24.9235-0013.5	230001 ATE Ø 35
			→	☐; T1000001→		24.9235-0014.5	230002 ATE Ø 35
2.5 i V6	125	04/93→07/97	←	☐; → S9999999		24.3541-8085.5	240525 ATE Ø 54 - Halter
			←	☐; → S9999999		24.3541-8086.5	240526 ATE Ø 54 - Halter
			←	☐; T1000001→		24.3571-1761.5	240461 ATE Ø 57 - Halter
			←	☐; T1000001→		24.3571-1762.5	240462 ATE Ø 57 - Halter
			→	☐; → S9999999		13.2351-0013.2	210010 ATE Ø 35
			→	☐; → S9999999		13.2351-0014.2	210011 ATE Ø 35
			→	☐; → S9999999		24.9235-0013.5	230001 ATE Ø 35
			→	☐; → S9999999		24.9235-0014.5	230002 ATE Ø 35
<b>Feder, Bremssattel</b>							
2.0 i 16V 4x4	100	02/94→07/97			2	11.8116-0097.1	390590 ATE
2.0 i 4x4	85	06/90→07/97					
2.0 i Turbo 4x4	150	03/92→07/97		→ S9999999	2	11.8116-0292.1	390521 ATE
2.5 i V6	125	04/93→07/97		T1000001→	2	11.8116-0292.1	390521 ATE
<b>Führungshülzensatz, Bremssattel</b>							
2.0 i	85	06/90→07/97	←			11.0101-5407.2	260011 ATE
2.0 i 16V	100	06/90→07/97					
2.0 i 16V 4x4	100	02/94→07/97					
2.0 i 4x4	85	06/90→07/97					
2.0 i Turbo 4x4	150	03/92→07/97	←	T1000001→		11.0101-5407.2	260011 ATE
2.5 i V6	125	04/93→07/97	←	→ S9999999		11.0101-5407.2	260011 ATE
↓							








	kW				! #		
<b>VAUXHALL - CALIBRA 06/90→07/97</b>							
<b>Führungsbolzen, Bremsattel</b>							
2.0 i	85	06/90→07/97				11.8171-0008.1	990049 ATE
2.0 i 16V	100	06/90→07/97					
2.0 i 16V 4x4	100	02/94→07/97	←			11.8171-0008.1	990049 ATE
2.0 i 4x4	85	06/90→07/97					
2.0 i Turbo 4x4	150	03/92→07/97	←	T1000001→		11.8171-0008.1	990049 ATE
2.5 i V6	125	04/93→07/97	←	→ S9999999		11.8171-0008.1	990049 ATE
<b>Dichtungssatz, Bremsattel</b>							
2.0 i	85	06/90→07/97	←			11.0441-5202.2	250026 ATE
2.0 i 16V	100	06/90→07/97	→			13.0441-3506.2	250052 ATE
2.0 i 16V 4x4	100	02/94→07/97	←			11.0441-5402.2	250028 ATE
2.0 i 4x4	85	06/90→07/97	→	T1000001→		13.0441-3506.2	250052 ATE
2.0 i Turbo 4x4	150	03/92→07/97	→	T1000001→		13.0441-3506.2	250052 ATE
2.5 i V6	125	04/93→07/97	→	→ S9999999		13.0441-3506.2	250052 ATE
			→	T1000001→		13.0441-3506.2	250052 ATE
<b> Bremsschlauch</b>							
2.0 i	85	06/90→07/97	←		2	24.5298-0322.3	331314 L= 322
2.0 i 16V	100	06/90→07/97	→	P1000001→	2	24.5117-0195.3	330565 L= 198
2.0 i 16V 4x4	100	02/94→07/97	→				
2.0 i 4x4	85	06/90→07/97	→	→ N1999999	2	24.5233-0200.3	330425 L= 198
2.0 i Turbo 4x4	150	03/92→07/97	→				
2.5 i V6	125	04/93→07/97	←		2	24.5298-0322.3	331314 L= 322
			→		2	24.5117-0195.3	330565 L= 198
<b>VAUXHALL - CASCADA Convertible 02/13→</b>							
<b> Bremssattel</b>							
1.4	88	02/13→	→	☐; - eFSB		11.9382-7001.2	220889 ATE Ø 38 - Halter
1.4	103	02/13→	→				
1.6	125	02/13→	→	☐; - eFSB		11.9382-7002.2	220890 ATE Ø 38 - Halter
1.6	147	11/13→	→	☐; + eFSB		11.9382-7003.2	220891 ATE Ø 38 - Halter
2.0 CDTI	121	02/13→	→				
2.0 CDTI	125	07/15→	→	☐; + eFSB		11.9382-7004.2	220892 ATE Ø 38 - Halter
2.0 CDTI	143	02/13→					
<b>Zubehörsatz, Bremsattel</b>							
1.4	88	02/13→				11.0103-0001.2	250156 ATE
1.4	103	02/13→					
1.6	125	02/13→					
1.6	147	11/13→					
2.0 CDTI	121	02/13→					
2.0 CDTI	125	07/15→					
2.0 CDTI	143	02/13→					
<b>VAUXHALL - CAVALIER Mk III (87) 08/88→11/95</b>							
<b> Bremssattel</b>							
1.4 S	55	09/88→11/95	←	☐; N1038530→; → 08/95		11.9481-9871.2	220681 ATE Ø 48 - Halter
1.6 i	52	09/93→11/95	←	☐; N5000001→; → 08/95		11.9481-9871.2	220681 ATE Ø 48 - Halter
1.6 i	55	09/88→11/95	←	☐; N1038530→; → 08/95		11.9481-9872.2	220682 ATE Ø 48 - Halter
			←	☐; N5000001→; → 08/95		11.9481-9872.2	220682 ATE Ø 48 - Halter
1.7 D	44	07/92→11/95	←	☐; N5000001→ R5999999		11.9481-9871.2	220681 ATE Ø 48 - Halter
1.8 i Cat	66	03/90→11/95	←	☐; N1038530→ R1999999		11.9481-9871.2	220681 ATE Ø 48 - Halter
			←	☐; N5000001→ R5999999		11.9481-9872.2	220682 ATE Ø 48 - Halter
			←	☐; N1038530→ R1999999		11.9481-9872.2	220682 ATE Ø 48 - Halter
			←	☐; S1000001→; → 08/95		24.3521-1701.5	240001 ATE Ø 52 - Halter
			←	☐; S5000001→; → 08/95		24.3521-1701.5	240001 ATE Ø 52 - Halter
			←	☐; S5000001→; → 08/95		24.3521-1702.5	240002 ATE Ø 52 - Halter
			←	☐; S1000001→; → 08/95		24.3521-1702.5	240002 ATE Ø 52 - Halter
1.7 TD	60	09/88→11/95	←	☐; N5000001→ R5999999		11.9481-9871.2	220681 ATE Ø 48 - Halter
			←	☐; N1038530→ R1999999		11.9481-9871.2	220681 ATE Ø 48 - Halter
			←	☐; N5000001→ R5999999		11.9481-9872.2	220682 ATE Ø 48 - Halter
			←	☐; N1038530→ R1999999		11.9481-9872.2	220682 ATE Ø 48 - Halter
			←	☐; S1000001→; → 08/95		24.3521-1701.5	240001 ATE Ø 52 - Halter



	kw			 	! #		
<b>VAUXHALL - CAVALIER Mk III (87) 08/88→11/95</b>							
<b>Bremssattel</b>							
1.7 TD	60	09/88→11/95	←	☐; S1000001→; → 08/95		24.3521-1702.5 240002	ATE Ø 52 - Halter
1.8	66	09/88→08/95	←	☐; N1038530→ R1999999		11.9481-9871.2 220681	ATE Ø 48 - Halter
			←	☐; N5000001→ R5999999		11.9481-9871.2 220681	ATE Ø 48 - Halter
			←	☐; N1038530→ R1999999		11.9481-9872.2 220682	ATE Ø 48 - Halter
			←	☐; N5000001→ R5999999		11.9481-9872.2 220682	ATE Ø 48 - Halter
			←	☐; S1000001→		24.3521-1701.5 240001	ATE Ø 52 - Halter
			←	☐; S5000001→		24.3521-1701.5 240001	ATE Ø 52 - Halter
			←	☐; S1000001→		24.3521-1702.5 240002	ATE Ø 52 - Halter
			←	☐; S5000001→		24.3521-1702.5 240002	ATE Ø 52 - Halter
2.0 i 16V 2.0 i Cat 2.0 SRi 16V	110	09/88→11/95	←	☐; → 08/95		24.3521-1701.5 240001	ATE Ø 52 - Halter
	85	09/90→11/95	←	☐; → 08/95		24.3521-1702.5 240002	ATE Ø 52 - Halter
	100	09/93→11/95	→	☐; → 08/95		13.2351-0013.2 210010	ATE Ø 35
			→	☐; → 08/95		13.2351-0014.2 210011	ATE Ø 35
			→	☐; → 08/95		24.9235-0013.5 230001	ATE Ø 35
			→	☐; → 08/95		24.9235-0014.5 230002	ATE Ø 35
			→	☐; → 08/95			
<b>Feder, Bremssattel</b>							
1.4 S	55	09/88→11/95	←	N5000001→; → 08/95	2	11.8116-0129.1 390591	ATE
1.6 i	52	09/93→11/95	←	N1038530→; → 08/95	2	11.8116-0129.1 390591	ATE
1.6 i	55	09/88→11/95					
1.7 D 1.8 i Cat	44	07/92→11/95		S1000001→; → 08/95	2	11.8116-0097.1 390590	ATE
	66	03/90→11/95		S5000001→; → 08/95	2	11.8116-0097.1 390590	ATE
			←	N5000001→ R5999999	2	11.8116-0129.1 390591	ATE
			←	N1038530→ R1999999	2	11.8116-0129.1 390591	ATE
1.7 TD	60	09/88→11/95		S1000001→; → 08/95	2	11.8116-0097.1 390590	ATE
			←	N5000001→ R5999999	2	11.8116-0129.1 390591	ATE
			←	N1038530→ R1999999	2	11.8116-0129.1 390591	ATE
1.8	66	09/88→08/95		S1000001→	2	11.8116-0097.1 390590	ATE
				S5000001→	2	11.8116-0097.1 390590	ATE
			←	N5000001→ R5999999	2	11.8116-0129.1 390591	ATE
			←	N1038530→ R1999999	2	11.8116-0129.1 390591	ATE
				→ 08/95	2	11.8116-0097.1 390590	ATE
2.0 i 16V	110	09/88→11/95		→ 08/95	2	11.8116-0097.1 390590	ATE
2.0 i 16V 4x4	110	09/88→11/95					
2.0 i Cat	85	09/90→11/95					
2.0 SRi 16V	100	09/93→11/95					
<b>Führungshülzensatz, Bremssattel</b>							
1.4 S	55	09/88→11/95	←	→ M5999999		11.0101-4802.2 260007	ATE
1.6 i	52	09/93→11/95	←	→ N1038529		11.0101-4802.2 260007	ATE
1.6 i	55	09/88→11/95					
1.7 D 1.8 i Cat	44 66	07/92→11/95 03/90→11/95		N1038530→; → 08/95		11.0101-5407.2 260011	ATE
				N5000001→; → 08/95		11.0101-5407.2 260011	ATE
			←	→ M5999999		11.0101-4802.2 260007	ATE
			←	→ N1038529		11.0101-4802.2 260007	ATE
			←	N5000001→ R5999999		11.0101-5407.2 260011	ATE
			←	N1038530→ R1999999		11.0101-5407.2 260011	ATE
			←	S1000001→; → 08/95		11.0101-5407.2 260011	ATE
			←	S5000001→; → 08/95		11.0101-5407.2 260011	ATE
1.7 TD	60	09/88→11/95	←	→ M5999999		11.0101-4802.2 260007	ATE
			←	→ N1038529		11.0101-4802.2 260007	ATE
			←	N5000001→ R5999999		11.0101-5407.2 260011	ATE
			←	S1000001→; → 08/95		11.0101-5407.2 260011	ATE
			←	N1038530→ R1999999		11.0101-5407.2 260011	ATE
			←	→ M5999999		11.0101-4802.2 260007	ATE
1.8	66	09/88→08/95	←	→ N1038529		11.0101-4802.2 260007	ATE
			←	N5000001→ R5999999		11.0101-5407.2 260011	ATE
			←	N1038530→ R1999999		11.0101-5407.2 260011	ATE
			←	S5000001→		11.0101-5407.2 260011	ATE
			←	→ M5999999		11.0101-4802.2 260007	ATE



	kW			 	! #		
<b>VAUXHALL - CAVALIER Mk III (87) 08/88→11/95</b>							
<b>Führungshülzensatz, Bremsattel</b>							
1.8	66	09/88→08/95	←	S1000001→		11.0101-5407.2 260011	ATE
2.0 i 16V	110	09/88→11/95	←	→ 08/95		11.0101-5407.2 260011	ATE
2.0 i 16V 4x4	110	09/88→11/95					
2.0 i Cat	85	09/90→11/95					
2.0 SRi 16V	100	09/93→11/95					
<b>Führungsbolzen, Bremsattel</b>							
1.4 S	55	09/88→11/95	←	N5000001→; → 08/95		11.8171-0008.1 990049	ATE
1.6 i	52	09/93→11/95	←	N1038530→; → 08/95		11.8171-0008.1 990049	ATE
1.6 i	55	09/88→11/95	←				
1.7 D	44	07/92→11/95		S1000001→; → 08/95		11.8171-0008.1 990049	ATE
1.8 i Cat	66	03/90→11/95		S5000001→; → 08/95		11.8171-0008.1 990049	ATE
			←	N1038530→ R1999999		11.8171-0008.1 990049	ATE
			←	N5000001→ R5999999		11.8171-0008.1 990049	ATE
1.7 TD	60	09/88→11/95		S1000001→; → 08/95		11.8171-0008.1 990049	ATE
			←	N1038530→ R1999999		11.8171-0008.1 990049	ATE
			←	N5000001→ R5999999		11.8171-0008.1 990049	ATE
1.8	66	09/88→08/95		S5000001→		11.8171-0008.1 990049	ATE
				S1000001→		11.8171-0008.1 990049	ATE
			←	N1038530→ R1999999		11.8171-0008.1 990049	ATE
			←	N5000001→ R5999999		11.8171-0008.1 990049	ATE
2.0 i 16V	110	09/88→11/95		→ 08/95		11.8171-0008.1 990049	ATE
2.0 i Cat	85	09/90→11/95					
2.0 SRi 16V	100	09/93→11/95					
2.0 i 16V 4x4	110	09/88→11/95	←	→ 08/95		11.8171-0008.1 990049	ATE
<b>Dichtungssatz, Bremsattel</b>							
1.4 S	55	09/88→11/95	←	→ M5999999		11.0441-4803.2 250018	ATE
1.6 i	52	09/93→11/95	←	→ N1038529		11.0441-4803.2 250018	ATE
1.6 i	55	09/88→11/95	←	N5000001→; → 08/95		11.0441-4811.2 250024	ATE
			←	N1038530→; → 08/95		11.0441-4811.2 250024	ATE
1.7 D	44	07/92→11/95	←	→ M5999999		11.0441-4803.2 250018	ATE
1.8 i Cat	66	03/90→11/95	←	→ N1038529		11.0441-4803.2 250018	ATE
			←	N1038530→ R1999999		11.0441-4811.2 250024	ATE
			←	N5000001→ R5999999		11.0441-4811.2 250024	ATE
			←	S1000001→; → 08/95		11.0441-5202.2 250026	ATE
			←	S5000001→; → 08/95		11.0441-5202.2 250026	ATE
1.7 TD	60	09/88→11/95	←	→ M5999999		11.0441-4803.2 250018	ATE
			←	→ N1038529		11.0441-4803.2 250018	ATE
			←	N5000001→ R5999999		11.0441-4811.2 250024	ATE
			←	N1038530→ R1999999		11.0441-4811.2 250024	ATE
			←	S1000001→; → 08/95		11.0441-5202.2 250026	ATE
1.8	66	09/88→08/95	←	→ M5999999		11.0441-4803.2 250018	ATE
			←	→ N1038529		11.0441-4803.2 250018	ATE
			←	N1038530→ R1999999		11.0441-4811.2 250024	ATE
			←	N5000001→ R5999999		11.0441-4811.2 250024	ATE
			←	S5000001→		11.0441-5202.2 250026	ATE
			←	S1000001→		11.0441-5202.2 250026	ATE
2.0 i 16V	110	09/88→11/95	←	→ 08/95		11.0441-5202.2 250026	ATE
2.0 i Cat	85	09/90→11/95					
2.0 SRi 16V	100	09/93→11/95	→	→ 08/95		13.0441-3506.2 250052	ATE
2.0 i 16V 4x4	110	09/88→11/95	←	→ 08/95		11.0441-5402.2 250028	ATE
<b>Bremsschlauch</b>							
1.4 S	55	09/88→11/95	←	→ 08/95	2	24.5298-0322.3 331314	L= 322
1.6 i	52	09/93→11/95	←				
1.6 i	55	09/88→11/95	→	P1000001→; → 08/95	2	24.5117-0195.3 330565	L= 198
1.7 D	44	07/92→11/95	→	→ N5999999	2	24.5233-0200.3 330425	L= 198
1.7 TD	60	09/88→11/95					
1.8 i Cat	66	03/90→11/95					
2.0 i 16V	110	09/88→11/95					
2.0 i 16V 4x4	110	09/88→11/95					
2.0 i Cat	85	09/90→11/95					

	kw			 	! #		
<b>VAUXHALL - CAVALIER Mk III (87) 08/88→11/95</b>							
<b>Bremsschlauch</b>							
2.0 SRi 16V	100	09/93→11/95	←	→ 08/95	2	24.5298-0322.3 331314	L= 322
			→	P1000001→; → 08/95	2	24.5117-0195.3 330565	L= 198
			→	→ N5999999	2	24.5233-0200.3 330425	L= 198
1.8	66	09/88→08/95	←		2	24.5298-0322.3 331314	L= 322
			→	P1000001→	2	24.5117-0195.3 330565	L= 198
			→	→ N5999999	2	24.5233-0200.3 330425	L= 198
<b>VAUXHALL - CAVALIER Mk III CC 09/88→11/95</b>							
<b>Bremssattel</b>							
1.4 S	55	09/88→11/95	←	☐; N1038530→; → 08/95		11.9481-9871.2 220681	ATE Ø 48 - Halter
1.6 i	52	09/93→11/95	←	☐; N5000001→; → 08/95		11.9481-9871.2 220681	ATE Ø 48 - Halter
1.6 i	55	09/88→11/95	←	☐; N1038530→; → 08/95		11.9481-9872.2 220682	ATE Ø 48 - Halter
			←	☐; N5000001→; → 08/95		11.9481-9872.2 220682	ATE Ø 48 - Halter
1.7 D	44	07/92→11/95	←	☐; N5000001→ R5999999		11.9481-9871.2 220681	ATE Ø 48 - Halter
1.8 i Cat	66	03/90→11/95	←	☐; N1038530→ R1999999		11.9481-9871.2 220681	ATE Ø 48 - Halter
			←	☐; N5000001→ R5999999		11.9481-9872.2 220682	ATE Ø 48 - Halter
			←	☐; N1038530→ R1999999		11.9481-9872.2 220682	ATE Ø 48 - Halter
			←	☐; S1000001→; → 08/95		24.3521-1701.5 240001	ATE Ø 52 - Halter
			←	☐; S5000001→; → 08/95		24.3521-1701.5 240001	ATE Ø 52 - Halter
			←	☐; S5000001→; → 08/95		24.3521-1702.5 240002	ATE Ø 52 - Halter
			←	☐; S1000001→; → 08/95		24.3521-1702.5 240002	ATE Ø 52 - Halter
1.7 TD	60	09/88→11/95	←	☐; N5000001→ R5999999		11.9481-9871.2 220681	ATE Ø 48 - Halter
			←	☐; N1038530→ R1999999		11.9481-9871.2 220681	ATE Ø 48 - Halter
			←	☐; N5000001→ R5999999		11.9481-9872.2 220682	ATE Ø 48 - Halter
			←	☐; N1038530→ R1999999		11.9481-9872.2 220682	ATE Ø 48 - Halter
			←	☐; S1000001→; → 08/95		24.3521-1701.5 240001	ATE Ø 52 - Halter
			←	☐; S1000001→; → 08/95		24.3521-1702.5 240002	ATE Ø 52 - Halter
2.0 i 16V	100	09/93→11/95	←	☐; → 08/95		24.3521-1701.5 240001	ATE Ø 52 - Halter
2.0 i 16V	110	09/88→11/95	←	☐; → 08/95		24.3521-1702.5 240002	ATE Ø 52 - Halter
2.0 i Cat	85	09/90→11/95	→	☐; → 08/95		13.2351-0013.2 210010	ATE Ø 35
			→	☐; → 08/95		13.2351-0014.2 210011	ATE Ø 35
			→	☐; → 08/95		24.9235-0013.5 230001	ATE Ø 35
			→	☐; → 08/95		24.9235-0014.5 230002	ATE Ø 35
<b>Feder, Bremssattel</b>							
1.4 S	55	09/88→11/95	←	N5000001→; → 08/95	2	11.8116-0129.1 390591	ATE
1.6 i	52	09/93→11/95	←	N1038530→; → 08/95	2	11.8116-0129.1 390591	ATE
1.6 i	55	09/88→11/95	←				
1.7 D	44	07/92→11/95		S1000001→; → 08/95	2	11.8116-0097.1 390590	ATE
1.8 i Cat	66	03/90→11/95		S5000001→; → 08/95	2	11.8116-0097.1 390590	ATE
			←	N5000001→ R5999999	2	11.8116-0129.1 390591	ATE
			←	N1038530→ R1999999	2	11.8116-0129.1 390591	ATE
1.7 TD	60	09/88→11/95		S1000001→; → 08/95	2	11.8116-0097.1 390590	ATE
			←	N5000001→ R5999999	2	11.8116-0129.1 390591	ATE
			←	N1038530→ R1999999	2	11.8116-0129.1 390591	ATE
2.0 i 16V	100	09/93→11/95		→ 08/95	2	11.8116-0097.1 390590	ATE
2.0 i 16V	110	09/88→11/95					
2.0 i Cat	85	09/90→11/95					
<b>Führungshülzensatz, Bremssattel</b>							
1.4 S	55	09/88→11/95	←	→ M5999999		11.0101-4802.2 260007	ATE
1.6 i	52	09/93→11/95	←	→ N1038529		11.0101-4802.2 260007	ATE
1.6 i	55	09/88→11/95	←	N1038530→; → 08/95		11.0101-5407.2 260011	ATE
			←	N5000001→; → 08/95		11.0101-5407.2 260011	ATE
1.7 D	44	07/92→11/95	←	→ M5999999		11.0101-4802.2 260007	ATE
1.8 i Cat	66	03/90→11/95	←	→ N1038529		11.0101-4802.2 260007	ATE
↓							

**VAUXHALL - CAVALIER Mk III CC 09/88→11/95**

**Führungshülzensatz, Bremsattel**

1.7 D 1.8 i Cat	44	07/92→11/95	←	N5000001→ R5999999	11.0101-5407.2	260011	ATE
	66	03/90→11/95	←	N1038530→ R1999999	11.0101-5407.2	260011	ATE
			←	S1000001→; → 08/95	11.0101-5407.2	260011	ATE
			←	S5000001→; → 08/95	11.0101-5407.2	260011	ATE
1.7 TD	60	09/88→11/95	←	→ M5999999	11.0101-4802.2	260007	ATE
			←	→ N1038529	11.0101-4802.2	260007	ATE
			←	N5000001→ R5999999	11.0101-5407.2	260011	ATE
			←	S1000001→; → 08/95	11.0101-5407.2	260011	ATE
			←	N1038530→ R1999999	11.0101-5407.2	260011	ATE
2.0 i 16V 2.0 i 16V 2.0 i Cat	100	09/93→11/95	←	→ 08/95	11.0101-5407.2	260011	ATE
	110	09/88→11/95					
	85	09/90→11/95					

**Führungsbolzen, Bremsattel**

1.4 S 1.6 i 1.6 i	55	09/88→11/95	←	N5000001→; → 08/95	11.8171-0008.1	990049	ATE
	52	09/93→11/95					
1.7 D 1.8 i Cat	55	09/88→11/95	←	N1038530→; → 08/95	11.8171-0008.1	990049	ATE
	44 66	07/92→11/95 03/90→11/95		S1000001→; → 08/95	11.8171-0008.1	990049	ATE
				S5000001→; → 08/95	11.8171-0008.1	990049	ATE
			←	N1038530→ R1999999	11.8171-0008.1	990049	ATE
			←	N5000001→ R5999999	11.8171-0008.1	990049	ATE
1.7 TD	60	09/88→11/95		S1000001→; → 08/95	11.8171-0008.1	990049	ATE
			←	N1038530→ R1999999	11.8171-0008.1	990049	ATE
			←	N5000001→ R5999999	11.8171-0008.1	990049	ATE
2.0 i 16V 2.0 i 16V 2.0 i Cat	100	09/93→11/95		→ 08/95	11.8171-0008.1	990049	ATE
	110	09/88→11/95					
	85	09/90→11/95					

**Dichtungssatz, Bremsattel**

1.4 S 1.6 i 1.6 i	55	09/88→11/95	←	→ M5999999	11.0441-4803.2	250018	ATE
	52	09/93→11/95					
	55	09/88→11/95	←	→ N1038529	11.0441-4803.2	250018	ATE
			←	N5000001→; → 08/95	11.0441-4811.2	250024	ATE
1.7 D 1.8 i Cat	44 66	07/92→11/95 03/90→11/95	←	N1038530→; → 08/95	11.0441-4811.2	250024	ATE
			←	→ M5999999	11.0441-4803.2	250018	ATE
			←	→ N1038529	11.0441-4803.2	250018	ATE
			←	N1038530→ R1999999	11.0441-4811.2	250024	ATE
			←	N5000001→ R5999999	11.0441-4811.2	250024	ATE
			←	S1000001→; → 08/95	11.0441-5202.2	250026	ATE
1.7 TD	60	09/88→11/95	←	S5000001→; → 08/95	11.0441-5202.2	250026	ATE
			←	→ M5999999	11.0441-4803.2	250018	ATE
			←	→ N1038529	11.0441-4803.2	250018	ATE
			←	N5000001→ R5999999	11.0441-4811.2	250024	ATE
			←	N1038530→ R1999999	11.0441-4811.2	250024	ATE
2.0 i 16V 2.0 i 16V 2.0 i Cat	100	09/93→11/95	←	→ 08/95	11.0441-5202.2	250026	ATE
	110	09/88→11/95					
	85	09/90→11/95	→	→ 08/95	13.0441-3506.2	250052	ATE










**Bremsschlauch**











1.4 S 1.6 i 1.6 i	55	09/88→11/95	←	→ 08/95	2	24.5298-0322.3	331314	L= 322
	52	09/93→11/95						
1.7 D 1.7 TD 1.8 i Cat	55	09/88→11/95	→	P1000001→; → 08/95	2	24.5117-0195.3	330565	L= 198
	44	07/92→11/95	→	→ N5999999	2	24.5233-0200.3	330425	L= 198
	60	09/88→11/95						
2.0 i 16V 2.0 i 16V 2.0 i Cat	66	03/90→11/95						
	100	09/93→11/95						
	110	09/88→11/95						
	85	09/90→11/95						

**VAUXHALL - COMBO Mk I (B) 07/94→10/01**

**Bremssattel**






























1.2 1.4 ↓	33	07/94→10/01	←	☐; → 09/00	11.9481-9871.2	220681	ATE Ø 48 - Halter
	44	07/94→10/01					









	kW				! #		
<b>VAUXHALL - COMBO Mk I (B) 07/94→10/01</b>							
 <b>Bremssattel</b>							
1.4 1.4 16V 1.7 D	60 66 44	07/94→10/01 08/99→10/01 07/94→10/01	←	☐; → 09/00		11.9481-9872.2 220682	ATE Ø 48 - Halter
<b>Feder, Bremssattel</b>							
1.2 1.4 1.4 1.4 16V 1.7 D	33 44 60 66 44	07/94→10/01 07/94→10/01 07/94→10/01 08/99→10/01 07/94→10/01	←	→ 09/00	2	11.8116-0129.1 390591	ATE
<b>Führungshülzensatz, Bremssattel</b>							
1.2 1.4 1.4 1.4 16V 1.7 D	33 44 60 66 44	07/94→10/01 07/94→10/01 07/94→10/01 08/99→10/01 07/94→10/01	←	→ 09/00		11.0101-5407.2 260011	ATE
<b>Führungsbolzen, Bremssattel</b>							
1.2 1.4 1.4 1.4 16V 1.7 D	33 44 60 66 44	07/94→10/01 07/94→10/01 07/94→10/01 08/99→10/01 07/94→10/01	←	→ 09/00		11.8171-0008.1 990049	ATE
<b>Dichtungssatz, Bremssattel</b>							
1.2 1.4 1.4 1.4 16V 1.7 D	33 44 60 66 44	07/94→10/01 07/94→10/01 07/94→10/01 08/99→10/01 07/94→10/01	←	→ 09/00		11.0441-4811.2 250024	ATE
 <b>Bremsschlauch</b>							
1.2 1.4 1.4 1.4 16V 1.7 D	33 44 60 66 44	07/94→10/01 07/94→10/01 07/94→10/01 08/99→10/01 07/94→10/01	←	→ 09/00	2	24.5231-0320.3 330496	L= 320
<b>VAUXHALL - COMBO Mk II (C) Kasten/Kombi (F25) 09/01→02/12</b>							
 <b>Bremssattel</b>							
1.3 CDTI 16V 1.3 CDTI 16V 1.4 i 16V 1.6 1.7 DTI 16V	51 55 66 64 55	09/04→02/12 10/05→11/11 01/04→11/11 10/01→11/11 10/01→11/11	←	☐; 43033899, 53000001→; → 10/11; für erhöhte Nutzlast		11.9571-9824.2 220472 24.3571-9824.5 240500	ATE Ø 57 - Halter ATE Ø 57 - Halter
			←	☐; 43033899, 53000001→; → 10/11; für erhöhte Nutzlast		24.3571-9823.5 240499	ATE Ø 57 - Halter
			→	☐; → 10/11		24.3387-1701.5 240826	TRW Ø 38 - Halter
			→	☐; → 10/11		24.3387-1702.5 240827	TRW Ø 38 - Halter
1.4 16V	66	10/01→05/07	←	☐; 43033899, 53000001→; für erhöhte Nutzlast		11.9571-9824.2 220472 24.3571-9824.5 240500	ATE Ø 57 - Halter ATE Ø 57 - Halter
			←	☐; 43033899, 53000001→; für erhöhte Nutzlast		24.3571-9823.5 240499	ATE Ø 57 - Halter
			→	☐		24.3387-1701.5 240826	TRW Ø 38 - Halter
			→	☐		24.3387-1702.5 240827	TRW Ø 38 - Halter
1.6	62	09/01→10/04	←	☐; 43033899, 53000001→; für erhöhte Nutzlast		11.9571-9824.2 220472 24.3571-9824.5 240500	ATE Ø 57 - Halter ATE Ø 57 - Halter
			←	☐; 43033899, 53000001→; für erhöhte Nutzlast		24.3571-9823.5 240499	ATE Ø 57 - Halter
			→	☐; 10/01→		24.3387-1701.5 240826	TRW Ø 38 - Halter
			→	☐; 10/01→		24.3387-1702.5 240827	TRW Ø 38 - Halter
1.6 CNG 16V 1.6 CNG 16V 1.7 CDTI 16V	69 71 74	06/06→02/12 04/05→02/12 12/04→11/11	←	☐; → 10/11		11.9571-9824.2 220472 24.3571-9824.5 240500	ATE Ø 57 - Halter ATE Ø 57 - Halter
			←	☐; → 10/11		24.3571-9823.5 240499	ATE Ø 57 - Halter
			→	☐; → 10/11		24.3387-1701.5 240826	TRW Ø 38 - Halter
			→	☐; → 10/11		24.3387-1702.5 240827	TRW Ø 38 - Halter
1.7 DI 16V	48	09/01→11/11	←	☐; 43033899, 53000001→; → 10/11; für erhöhte Nutzlast		11.9571-9824.2 220472 24.3571-9824.5 240500	ATE Ø 57 - Halter ATE Ø 57 - Halter
			←	☐; 43033899, 53000001→; → 10/11; für erhöhte Nutzlast		24.3571-9823.5 240499	ATE Ø 57 - Halter
			→	☐; 10/01→ 10/11		24.3387-1701.5 240826	TRW Ø 38 - Halter
↓							








	kW					! #		
<b>VAUXHALL - COMBO Mk II (C) Kasten/Kombi (F25) 09/01→02/12</b>								
<b> Bremssattel</b>								
1.7 DI 16V	48	09/01→11/11	➔	☐; 10/01→10/11		24.3387-1702.5	240827	TRW Ø 38 - Halter
<b>Feder, Bremssattel</b>								
1.3 CDTI 16V	51	09/04→02/12	←	43033899, 53000001→; → 10/11; für erhöhte Nutzlast	2	11.8116-0292.1	390521	ATE
1.3 CDTI 16V	55	10/05→11/11						
1.4 i 16V	66	01/04→11/11						
1.6	64	10/01→11/11						
1.7 DI 16V	48	09/01→11/11						
1.7 DTI 16V	55	10/01→11/11						
1.4 16V	66	10/01→05/07	←	43033899, 53000001→; für erhöhte Nutzlast	2	11.8116-0292.1	390521	ATE
1.6	62	09/01→10/04						
1.6 CNG 16V	69	06/06→02/12	←	→ 10/11	2	11.8116-0292.1	390521	ATE
1.6 CNG 16V	71	04/05→02/12						
1.7 CDTI 16V	74	12/04→11/11						
<b>Führungshülzensatz, Bremssattel</b>								
1.3 CDTI 16V	51	09/04→02/12	←	43033899, 53000001→; → 10/11; für erhöhte Nutzlast		11.0101-5407.2	260011	ATE
1.3 CDTI 16V	55	10/05→11/11						
1.4 i 16V	66	01/04→11/11						
1.6	64	10/01→11/11						
1.7 DI 16V	48	09/01→11/11						
1.7 DTI 16V	55	10/01→11/11						
1.4 16V	66	10/01→05/07	←	43033899, 53000001→; für erhöhte Nutzlast		11.0101-5407.2	260011	ATE
1.6	62	09/01→10/04						
1.6 CNG 16V	69	06/06→02/12	←	→ 10/11		11.0101-5407.2	260011	ATE
1.6 CNG 16V	71	04/05→02/12						
1.7 CDTI 16V	74	12/04→11/11						
<b>Führungsbolzen, Bremssattel</b>								
1.3 CDTI 16V	51	09/04→02/12		43033899, 53000001→; → 10/11; für erhöhte Nutzlast		11.8171-0008.1	990049	ATE
1.3 CDTI 16V	55	10/05→11/11						
1.4 i 16V	66	01/04→11/11						
1.6	64	10/01→11/11						
1.7 DI 16V	48	09/01→11/11						
1.7 DTI 16V	55	10/01→11/11						
1.4 16V	66	10/01→05/07		43033899, 53000001→; für erhöhte Nutzlast		11.8171-0008.1	990049	ATE
1.6	62	09/01→10/04						
1.6 CNG 16V	69	06/06→02/12		→ 10/11		11.8171-0008.1	990049	ATE
1.6 CNG 16V	71	04/05→02/12						
1.7 CDTI 16V	74	12/04→11/11						
<b>Dichtungssatz, Bremssattel</b>								
1.3 CDTI 16V	51	09/04→02/12	←	43033899, 53000001→; → 10/11; für erhöhte Nutzlast		11.0441-5704.2	250034	ATE
1.3 CDTI 16V	55	10/05→11/11						
1.4 i 16V	66	01/04→11/11						
1.6	64	10/01→11/11						
1.7 DI 16V	48	09/01→11/11						
1.7 DTI 16V	55	10/01→11/11						
1.4 16V	66	10/01→05/07	←	43033899, 53000001→; für erhöhte Nutzlast		11.0441-5704.2	250034	ATE
1.6	62	09/01→10/04						
1.6 CNG 16V	69	06/06→02/12	←	→ 10/11		11.0441-5704.2	250034	ATE
1.6 CNG 16V	71	04/05→02/12						
1.7 CDTI 16V	74	12/04→11/11						
<b> Bremsschlauch</b>								
1.3 CDTI 16V	51	09/04→02/12	←	→ 10/11	2	24.5256-0298.3	330756	L= 298
1.3 CDTI 16V	55	10/05→11/11						
1.4 i 16V	66	01/04→11/11	➔	→ 10/11	2	24.5240-0220.3	330619	L= 220
1.6	64	10/01→11/11						
1.6 CNG 16V	69	06/06→02/12						
1.6 CNG 16V	71	04/05→02/12						
1.7 CDTI 16V	74	12/04→11/11						
1.7 DTI 16V	55	10/01→11/11						
1.4 16V	66	10/01→05/07	←		2	24.5256-0298.3	330756	L= 298
			➔					
			➔		2	24.5240-0220.3	330619	L= 220
1.6	62	09/01→10/04	←	10/01→				
			➔	10/01→	2	24.5256-0298.3	330756	L= 298
			➔	10/01→				
			←	10/01→ 10/11	2	24.5256-0298.3	330756	L= 298
1.7 DI 16V	48	09/01→11/11	➔	10/01→ 10/11				
			➔	10/01→ 10/11	2	24.5240-0220.3	330619	L= 220
			➔	10/01→ 10/11				
<b>VAUXHALL - COMBO Mk III (D) Kasten/Kombi 11/11→</b>								
<b> Bremsschlauch</b>								
1.3 CDTi	66	11/11→	←		2	24.5112-0406.3	331496	L= 405
1.3 CDTi	70	03/16→						
1.4	70	11/11→	➔		2	24.5204-0200.3	331499	L= 200
↓								












	kw			 	! #		
<b>VAUXHALL - COMBO Mk III (D) Kasten/Kombi 11/11→</b>							
 <b>Bremsschlauch</b>							
1.4 CNG	88	11/11→	←		2	24.5112-0406.3 331496	L= 405
1.6 CDTi	66	11/11→	→		2	24.5204-0200.3 331499	L= 200
1.6 CDTi	74	11/11→					
1.6 CDTi	77	11/11→					
2.0 CDTi	99	11/11→					
<b>VAUXHALL - COMBO TOUR Mk II (C) (F25) 09/01→02/12</b>							
 <b>Bremssattel</b>							
1.3 CDTi 16V	51	09/04→09/06	←	 43033899, 53000001→; für erhöhte Nutzlast		11.9571-9824.2 220472	ATE Ø 57 - Halter
1.4	66	10/04→09/10				24.3571-9824.5 240500	ATE Ø 57 - Halter
1.6	64	10/01→06/04	←	 43033899, 53000001→; für erhöhte Nutzlast		24.3571-9823.5 240499	ATE Ø 57 - Halter
			→			24.3387-1701.5 240826	TRW Ø 38 - Halter
			→			24.3387-1702.5 240827	TRW Ø 38 - Halter
1.3 CDTi 16V	55	07/06→02/12	←	 43033899, 53000001→; → 10/11; für erhöhte Nutzlast		11.9571-9824.2 220472	ATE Ø 57 - Halter
1.7 DTi 16V	55	10/01→02/12				24.3571-9824.5 240500	ATE Ø 57 - Halter
			←	 43033899, 53000001→; → 10/11; für erhöhte Nutzlast		24.3571-9823.5 240499	ATE Ø 57 - Halter
			→	 ; → 10/11		24.3387-1701.5 240826	TRW Ø 38 - Halter
			→	 ; → 10/11		24.3387-1702.5 240827	TRW Ø 38 - Halter
1.6 CNG	69	06/06→09/10	←			11.9571-9824.2 220472	ATE Ø 57 - Halter
1.7 CDTi 16V	74	12/04→09/10				24.3571-9824.5 240500	ATE Ø 57 - Halter
			←			24.3571-9823.5 240499	ATE Ø 57 - Halter
			→			24.3387-1701.5 240826	TRW Ø 38 - Halter
			→			24.3387-1702.5 240827	TRW Ø 38 - Halter
1.6 CNG	71	04/05→02/12	←	 ; → 10/11		11.9571-9824.2 220472	ATE Ø 57 - Halter
						24.3571-9824.5 240500	ATE Ø 57 - Halter
			←	 ; → 10/11		24.3571-9823.5 240499	ATE Ø 57 - Halter
			→	 ; → 10/11		24.3387-1701.5 240826	TRW Ø 38 - Halter
			→	 ; → 10/11		24.3387-1702.5 240827	TRW Ø 38 - Halter
1.7 DI 16V	48	09/01→06/04	←	 43033899, 53000001→; für erhöhte Nutzlast		11.9571-9824.2 220472	ATE Ø 57 - Halter
						24.3571-9824.5 240500	ATE Ø 57 - Halter
			←	 43033899, 53000001→; für erhöhte Nutzlast		24.3571-9823.5 240499	ATE Ø 57 - Halter
			→	 ; 10/01→		24.3387-1701.5 240826	TRW Ø 38 - Halter
			→	 ; 10/01→		24.3387-1702.5 240827	TRW Ø 38 - Halter
<b>Feder, Bremssattel</b>							
1.3 CDTi 16V	51	09/04→09/06	←	43033899, 53000001→; für erhöhte Nutzlast	2	11.8116-0292.1 390521	ATE
1.4	66	10/04→09/10					
1.6	64	10/01→06/04					
1.7 DI 16V	48	09/01→06/04					
1.3 CDTi 16V	55	07/06→02/12	←	43033899, 53000001→; → 10/11; für erhöhte Nutzlast	2	11.8116-0292.1 390521	ATE
1.7 DTi 16V	55	10/01→02/12					
1.6 CNG	69	06/06→09/10	←		2	11.8116-0292.1 390521	ATE
1.7 CDTi 16V	74	12/04→09/10					
1.6 CNG	71	04/05→02/12	←	→ 10/11	2	11.8116-0292.1 390521	ATE
<b>Führungshülzensatz, Bremssattel</b>							
1.3 CDTi 16V	51	09/04→09/06	←	43033899, 53000001→; für erhöhte Nutzlast		11.0101-5407.2 260011	ATE
1.4	66	10/04→09/10					
1.6	64	10/01→06/04					
1.7 DI 16V	48	09/01→06/04					
1.3 CDTi 16V	55	07/06→02/12	←	43033899, 53000001→; → 10/11; für erhöhte Nutzlast		11.0101-5407.2 260011	ATE
1.7 DTi 16V	55	10/01→02/12					
1.6 CNG	69	06/06→09/10	←			11.0101-5407.2 260011	ATE
1.7 CDTi 16V	74	12/04→09/10					
1.6 CNG	71	04/05→02/12	←	→ 10/11		11.0101-5407.2 260011	ATE
<b>Führungsbolzen, Bremssattel</b>							
1.3 CDTi 16V	51	09/04→09/06		43033899, 53000001→; für erhöhte Nutzlast		11.8171-0008.1 990049	ATE
1.4	66	10/04→09/10					
1.6	64	10/01→06/04					
1.7 DI 16V	48	09/01→06/04					
1.3 CDTi 16V	55	07/06→02/12		43033899, 53000001→; → 10/11; für erhöhte Nutzlast		11.8171-0008.1 990049	ATE
1.7 DTi 16V	55	10/01→02/12					
1.6 CNG	69	06/06→09/10				11.8171-0008.1 990049	ATE
↓							

	kw				! #		
<b>VAUXHALL - COMBO TOUR Mk II (C) (F25) 09/01→02/12</b>							
<b>Führungsbolzen, Bremsattel</b>							
1.7 CDTI 16V	74	12/04→09/10				11.8171-0008.1 990049	ATE
1.6 CNG	71	04/05→02/12		→ 10/11		11.8171-0008.1 990049	ATE
<b>Dichtungssatz, Bremsattel</b>							
1.3 CDTI 16V	51	09/04→09/06	←	43033899, 53000001→;		11.0441-5704.2 250034	ATE
1.4	66	10/04→09/10		für erhöhte Nutzlast			
1.6	64	10/01→06/04					
1.7 DI 16V	48	09/01→06/04					
1.3 CDTI 16V	55	07/06→02/12	←	43033899, 53000001→; → 10/11;		11.0441-5704.2 250034	ATE
1.7 DTI 16V	55	10/01→02/12		für erhöhte Nutzlast			
1.6 CNG	69	06/06→09/10	←			11.0441-5704.2 250034	ATE
1.7 CDTI 16V	74	12/04→09/10					
1.6 CNG	71	04/05→02/12	←	→ 10/11		11.0441-5704.2 250034	ATE
<b> Bremschlauch</b>							
1.3 CDTI 16V	51	09/04→09/06	←		2	24.5256-0298.3 330756	L= 298
1.4	66	10/04→09/10					
1.6	64	10/01→06/04	→				
1.6 CNG	69	06/06→09/10			2	24.5240-0220.3 330619	L= 220
1.7 CDTI 16V	74	12/04→09/10					
1.3 CDTI 16V	55	07/06→02/12	←	→ 10/11	2	24.5256-0298.3 330756	L= 298
1.6 CNG	71	04/05→02/12					
1.7 DTI 16V	55	10/01→02/12	→	→ 10/11	2	24.5240-0220.3 330619	L= 220
1.7 DI 16V	48	09/01→06/04	←	10/01→	2	24.5256-0298.3 330756	L= 298
			→	10/01→	2	24.5240-0220.3 330619	L= 220
<b>VAUXHALL - CORSA Mk I (B) 12/92→09/00</b>							
<b> Bremsattel</b>							
1.0 i 12V	40	11/96→09/00	←	☐		24.3481-1733.5 240213	ATE Ø 48 - Halter
1.5 TD	49	03/93→10/96	←	☐		24.3481-1734.5 240214	ATE Ø 48 - Halter
1.7 D	44	02/96→09/00	←	☐			
1.2 i	33	03/93→09/00	←	☐; 04/98→		11.9481-9871.2 220681	ATE Ø 48 - Halter
			←	☐; für Fahrzeuge mit Klimaanlage; für Automatikgetriebe		11.9481-9871.2 220681	ATE Ø 48 - Halter
			←	☐; 04/98→		11.9481-9871.2 220681	ATE Ø 48 - Halter
			←	☐; 04/98→		11.9481-9872.2 220682	ATE Ø 48 - Halter
			←	☐; 04/98→		11.9481-9872.2 220682	ATE Ø 48 - Halter
			←	☐; für Fahrzeuge mit Klimaanlage; für Automatikgetriebe		11.9481-9872.2 220682	ATE Ø 48 - Halter
			←	☐; für Fahrzeuge ohne Klimaanlage; für Automatikgetriebe		24.3481-1733.5 240213	ATE Ø 48 - Halter
			←	☐; 04/98→; für Fahrzeuge ohne Klimaanlage; für Automatikgetriebe		24.3481-1733.5 240213	ATE Ø 48 - Halter
			←	☐; 04/98→; für Schaltgetriebe		24.3481-1733.5 240213	ATE Ø 48 - Halter
			←	☐; für Schaltgetriebe		24.3481-1733.5 240213	ATE Ø 48 - Halter
			←	☐; für Schaltgetriebe		24.3481-1734.5 240214	ATE Ø 48 - Halter
			←	☐; 04/98→; für Schaltgetriebe		24.3481-1734.5 240214	ATE Ø 48 - Halter
			←	☐; für Fahrzeuge ohne Klimaanlage; für Automatikgetriebe		24.3481-1734.5 240214	ATE Ø 48 - Halter
			←	☐; 04/98→; für Fahrzeuge ohne Klimaanlage; für Automatikgetriebe		24.3481-1734.5 240214	ATE Ø 48 - Halter
1.2 i 16V	48	03/98→09/00	←	☐; 04/98→		11.9481-9871.2 220681	ATE Ø 48 - Halter
			←	☐; 04/98→		11.9481-9871.2 220681	ATE Ø 48 - Halter
			←	☐; 04/98→		11.9481-9872.2 220682	ATE Ø 48 - Halter
			←	☐; 04/98→		11.9481-9872.2 220682	ATE Ø 48 - Halter
			←	☐; 04/98→; für Schaltgetriebe		24.3481-1733.5 240213	ATE Ø 48 - Halter
			←	☐; 04/98→; für Fahrzeuge ohne Klimaanlage; für Automatikgetriebe		24.3481-1733.5 240213	ATE Ø 48 - Halter
			←	☐; 04/98→; für Fahrzeuge ohne Klimaanlage; für Automatikgetriebe		24.3481-1734.5 240214	ATE Ø 48 - Halter
			←	☐; 04/98→; für Schaltgetriebe		24.3481-1734.5 240214	ATE Ø 48 - Halter
1.4 i	44	03/93→09/00	←	☐; für Fahrzeuge mit Klimaanlage; für Automatikgetriebe		11.9481-9871.2 220681	ATE Ø 48 - Halter
			↓				

	kw			 	! #		
<b>VAUXHALL - CORSA Mk I (B) 12/92→09/00</b>							
<b>Bremssattel</b>							
1.4 i	44	03/93→09/00	←	☐		11.9481-9871.2 220681	ATE Ø 48 - Halter
			←	☐		11.9481-9872.2 220682	ATE Ø 48 - Halter
			←	☐; für Fahrzeuge mit Klimaanlage; für Automatikgetriebe		11.9481-9872.2 220682	ATE Ø 48 - Halter
			←	☐; für Schaltgetriebe		24.3481-1733.5 240213	ATE Ø 48 - Halter
			←	☐; für Fahrzeuge ohne Klimaanlage; für Automatikgetriebe		24.3481-1733.5 240213	ATE Ø 48 - Halter
			←	☐; für Schaltgetriebe		24.3481-1734.5 240214	ATE Ø 48 - Halter
			←	☐; für Fahrzeuge ohne Klimaanlage; für Automatikgetriebe		24.3481-1734.5 240214	ATE Ø 48 - Halter
1.4 i 16V	63	08/97→09/00	←	☐		11.9481-9871.2 220681	ATE Ø 48 - Halter
1.4 i 16V	66	09/94→09/00	←	☐		11.9481-9872.2 220682	ATE Ø 48 - Halter
1.4 i S	60	03/93→09/00	←	☐		11.9481-9872.2 220682	ATE Ø 48 - Halter
1.6 i 16V	74	08/97→09/00	←	☐		11.9481-9871.2 220681	ATE Ø 48 - Halter
1.6 i 16V	78	09/94→09/00	←	☐		11.9481-9872.2 220682	ATE Ø 48 - Halter
1.5 D	37	12/92→12/96	←	☐; 03/93→		24.3481-1733.5 240213	ATE Ø 48 - Halter
			←	☐; 03/93→		24.3481-1734.5 240214	ATE Ø 48 - Halter
1.6 GSI 16V	80	03/93→09/00	←	☐; 09/93→		11.9481-9871.2 220681	ATE Ø 48 - Halter
			←	☐; 09/93→		11.9481-9872.2 220682	ATE Ø 48 - Halter
<b>Feder, Bremssattel</b>							
1.0 i 12V	40	11/96→09/00	←		2	11.8116-0129.1 390591	ATE
1.4 i 16V	63	08/97→09/00	←			11.8116-0129.1 390591	ATE
1.4 i 16V	66	09/94→09/00	←			11.8116-0129.1 390591	ATE
1.4 i S	60	03/93→09/00	←			11.8116-0129.1 390591	ATE
1.5 TD	49	03/93→10/96	←			11.8116-0129.1 390591	ATE
1.6 i 16V	74	08/97→09/00	←			11.8116-0129.1 390591	ATE
1.6 i 16V	78	09/94→09/00	←			11.8116-0129.1 390591	ATE
1.7 D	44	02/96→09/00	←			11.8116-0129.1 390591	ATE
1.2 i	33	03/93→09/00	←	04/98→	2	11.8116-0129.1 390591	ATE
			←	für Fahrzeuge ohne Klimaanlage; für Automatikgetriebe	2	11.8116-0129.1 390591	ATE
			←	04/98→;	2	11.8116-0129.1 390591	ATE
			←	für Fahrzeuge ohne Klimaanlage; für Automatikgetriebe	2	11.8116-0129.1 390591	ATE
			←	für Schaltgetriebe	2	11.8116-0129.1 390591	ATE
			←	04/98→; für Schaltgetriebe	2	11.8116-0129.1 390591	ATE
			←	04/98→	2	11.8116-0129.1 390591	ATE
			←	für Fahrzeuge mit Klimaanlage; für Automatikgetriebe	2	11.8116-0129.1 390591	ATE
1.2 i 16V	48	03/98→09/00	←	04/98→	2	11.8116-0129.1 390591	ATE
			←	04/98→; für Fahrzeuge ohne Klimaanlage; für Automatikgetriebe	2	11.8116-0129.1 390591	ATE
			←	04/98→; für Schaltgetriebe	2	11.8116-0129.1 390591	ATE
			←	04/98→	2	11.8116-0129.1 390591	ATE
1.4 i	44	03/93→09/00	←		2	11.8116-0129.1 390591	ATE
			←	für Fahrzeuge ohne Klimaanlage; für Automatikgetriebe	2	11.8116-0129.1 390591	ATE
			←	für Schaltgetriebe	2	11.8116-0129.1 390591	ATE
			←	für Fahrzeuge mit Klimaanlage; für Automatikgetriebe	2	11.8116-0129.1 390591	ATE
1.5 D	37	12/92→12/96	←	03/93→	2	11.8116-0129.1 390591	ATE
1.6 GSI 16V	80	03/93→09/00	←	09/93→	2	11.8116-0129.1 390591	ATE
<b>Führungshülzensatz, Bremssattel</b>							
1.0 i 12V	40	11/96→09/00	←			11.0101-5407.2 260011	ATE
1.4 i 16V	63	08/97→09/00	←			11.0101-5407.2 260011	ATE
1.4 i 16V	66	09/94→09/00	←			11.0101-5407.2 260011	ATE
1.4 i S	60	03/93→09/00	←			11.0101-5407.2 260011	ATE
1.5 TD	49	03/93→10/96	←			11.0101-5407.2 260011	ATE
1.6 i 16V	74	08/97→09/00	←			11.0101-5407.2 260011	ATE
1.6 i 16V	78	09/94→09/00	←			11.0101-5407.2 260011	ATE
1.7 D	44	02/96→09/00	←			11.0101-5407.2 260011	ATE
1.2 i	33	03/93→09/00	←	04/98→		11.0101-5407.2 260011	ATE
			←	04/98→; für Fahrzeuge ohne Klimaanlage; für Automatikgetriebe		11.0101-5407.2 260011	ATE
↓							

	kw			 	! #			
<b>VAUXHALL - CORSA Mk I (B) 12/92→09/00</b>								
<b>Führungshülzensatz, Bremssattel</b>								
1.2 i	33	03/93→09/00	←	für Schaltgetriebe		11.0101-5407.2	260011	ATE
			←	04/98→; für Schaltgetriebe		11.0101-5407.2	260011	ATE
			←	für Fahrzeuge mit Klimaanlage; für Automatikgetriebe		11.0101-5407.2	260011	ATE
			←	04/98→		11.0101-5407.2	260011	ATE
			←	für Fahrzeuge ohne Klimaanlage; für Automatikgetriebe		11.0101-5407.2	260011	ATE
1.2 i 16V	48	03/98→09/00	←	04/98→; für Schaltgetriebe		11.0101-5407.2	260011	ATE
			←	04/98→; für Fahrzeuge ohne Klimaanlage; für Automatikgetriebe		11.0101-5407.2	260011	ATE
			←	04/98→		11.0101-5407.2	260011	ATE
1.4 i	44	03/93→09/00	←	für Schaltgetriebe		11.0101-5407.2	260011	ATE
			←			11.0101-5407.2	260011	ATE
			←	für Fahrzeuge mit Klimaanlage; für Automatikgetriebe		11.0101-5407.2	260011	ATE
1.5 D	37	12/92→12/96	←	03/93→		11.0101-5407.2	260011	ATE
			←	09/93→		11.0101-5407.2	260011	ATE
1.6 GSI 16V	80	03/93→09/00	←	09/93→		11.0101-5407.2	260011	ATE
<b>Führungsbolzen, Bremssattel</b>								
1.0 i 12V	40	11/96→09/00	←			11.8171-0008.1	990049	ATE
1.4 i 16V	63	08/97→09/00	←					
1.4 i 16V	66	09/94→09/00	←					
1.4 i S	60	03/93→09/00	←					
1.5 TD	49	03/93→10/96	←					
1.6 i 16V	74	08/97→09/00	←					
1.6 i 16V	78	09/94→09/00	←					
1.7 D	44	02/96→09/00	←					
1.2 i	33	03/93→09/00	←	04/98→		11.8171-0008.1	990049	ATE
			←	04/98→; für Fahrzeuge ohne Klimaanlage; für Automatikgetriebe		11.8171-0008.1	990049	ATE
			←	für Schaltgetriebe		11.8171-0008.1	990049	ATE
			←	für Fahrzeuge ohne Klimaanlage; für Automatikgetriebe		11.8171-0008.1	990049	ATE
			←	für Fahrzeuge mit Klimaanlage; für Automatikgetriebe		11.8171-0008.1	990049	ATE
			←	04/98→		11.8171-0008.1	990049	ATE
			←	04/98→; für Schaltgetriebe		11.8171-0008.1	990049	ATE
1.2 i 16V	48	03/98→09/00	←	04/98→		11.8171-0008.1	990049	ATE
			←	04/98→; für Fahrzeuge ohne Klimaanlage; für Automatikgetriebe		11.8171-0008.1	990049	ATE
			←	04/98→		11.8171-0008.1	990049	ATE
			←	04/98→; für Schaltgetriebe		11.8171-0008.1	990049	ATE
1.4 i	44	03/93→09/00	←	für Schaltgetriebe		11.8171-0008.1	990049	ATE
			←			11.8171-0008.1	990049	ATE
			←	für Fahrzeuge mit Klimaanlage; für Automatikgetriebe		11.8171-0008.1	990049	ATE
			←	für Fahrzeuge ohne Klimaanlage; für Automatikgetriebe		11.8171-0008.1	990049	ATE
1.5 D	37	12/92→12/96	←	03/93→		11.8171-0008.1	990049	ATE
1.6 GSI 16V	80	03/93→09/00	←	09/93→		11.8171-0008.1	990049	ATE
<b>Dichtungssatz, Bremssattel</b>								
1.0 i 12V	40	11/96→09/00	←			11.0441-4811.2	250024	ATE
1.4 i 16V	63	08/97→09/00	←					
1.4 i 16V	66	09/94→09/00	←					
1.4 i S	60	03/93→09/00	←					
1.5 TD	49	03/93→10/96	←					
1.6 i 16V	74	08/97→09/00	←					
1.6 i 16V	78	09/94→09/00	←					
1.7 D	44	02/96→09/00	←					
1.2 i	33	03/93→09/00	←	04/98→		11.0441-4811.2	250024	ATE
↓								

**VAUXHALL - CORSA Mk I (B) 12/92→09/00**

**Dichtungssatz, Bremssattel**

1.2 i	33	03/93→09/00	←	04/98→; für Fahrzeuge ohne Klimaanlage; für Automatikgetriebe	11.0441-4811.2	250024	ATE
			←	für Schaltgetriebe	11.0441-4811.2	250024	ATE
			←	für Fahrzeuge ohne Klimaanlage; für Automatikgetriebe	11.0441-4811.2	250024	ATE
			←	für Fahrzeuge mit Klimaanlage; für Automatikgetriebe	11.0441-4811.2	250024	ATE
			←	04/98→	11.0441-4811.2	250024	ATE
			←	04/98→; für Schaltgetriebe	11.0441-4811.2	250024	ATE
1.2 i 16V	48	03/98→09/00	←	04/98→; für Schaltgetriebe	11.0441-4811.2	250024	ATE
			←	04/98→; für Fahrzeuge ohne Klimaanlage; für Automatikgetriebe	11.0441-4811.2	250024	ATE
			←	04/98→	11.0441-4811.2	250024	ATE
			←	04/98→	11.0441-4811.2	250024	ATE
1.4 i	44	03/93→09/00	←	für Schaltgetriebe	11.0441-4811.2	250024	ATE
			←		11.0441-4811.2	250024	ATE
			←	für Fahrzeuge mit Klimaanlage; für Automatikgetriebe	11.0441-4811.2	250024	ATE
			←	für Fahrzeuge ohne Klimaanlage; für Automatikgetriebe	11.0441-4811.2	250024	ATE
1.5 D	37	12/92→12/96	←	03/93→	11.0441-4811.2	250024	ATE
1.6 GSI 16V	80	03/93→09/00	←	09/93→	11.0441-4811.2	250024	ATE











**Bremsschlauch**








1.0 i 12V	40	11/96→09/00	←		2	24.5231-0320.3	330496	L= 320
1.4 i	44	03/93→09/00	←		2	24.5233-0200.3	330425	L= 198
1.4 i 16V	63	08/97→09/00	→		2	24.5233-0200.3	330425	L= 198
1.4 i 16V	66	09/94→09/00	→		2	24.5233-0200.3	330425	L= 198
1.4 i S	60	03/93→09/00	→		2	24.5233-0200.3	330425	L= 198
1.5 TD	49	03/93→10/96	→		2	24.5233-0200.3	330425	L= 198
1.6 i 16V	74	08/97→09/00	→		2	24.5233-0200.3	330425	L= 198
1.6 i 16V	78	09/94→09/00	→		2	24.5233-0200.3	330425	L= 198
1.7 D	44	02/96→09/00	→		2	24.5233-0200.3	330425	L= 198
1.2 i	33	03/93→09/00	←	04/98→	2	24.5231-0320.3	330496	L= 320
			←		2	24.5231-0320.3	330496	L= 320
			→	04/98→	2	24.5233-0200.3	330425	L= 198
			→		2	24.5233-0200.3	330425	L= 198
1.2 i 16V	48	03/98→09/00	←	04/98→	2	24.5231-0320.3	330496	L= 320
			→	04/98→	2	24.5233-0200.3	330425	L= 198
1.5 D	37	12/92→12/96	←	03/93→	2	24.5231-0320.3	330496	L= 320
			→	03/93→	2	24.5233-0200.3	330425	L= 198
1.6 GSI 16V	80	03/93→09/00	←	09/93→	2	24.5231-0320.3	330496	L= 320
			→	09/93→	2	24.5233-0200.3	330425	L= 198
















**VAUXHALL - CORSA Mk II (C) (W5L, F08) 08/00→10/06**

**Bremssattel**























1.0 12V	43	09/00→10/03	←	☐; + ABS	24.3481-1765.5	240369	TRW Ø 48 - Halter
			←	☐; + ABS	24.3481-1766.5	240370	TRW Ø 48 - Halter
			←	☐; - ABS	24.3481-1767.5	240371	TRW Ø 48 - Halter
			←	☐; - ABS	24.3481-1768.5	240372	TRW Ø 48 - Halter
1.0 12V 1.2 16V 1.2 16V Dualfuel 1.2 Twinport	44 55 55 59	11/03→10/06 09/00→10/06 08/01→10/06 07/04→10/06	←	☐; + ABS; → 09/06	24.3481-1765.5	240369	TRW Ø 48 - Halter
			←	☐; + ABS; → 09/06	24.3481-1766.5	240370	TRW Ø 48 - Halter
			←	☐; - ABS; → 09/06	24.3481-1767.5	240371	TRW Ø 48 - Halter
			←	☐; - ABS; → 09/06	24.3481-1768.5	240372	TRW Ø 48 - Halter
1.3 CDTI 16V	52	08/00→09/06	→	☐; 06/03→	24.3347-1713.5	240701	TRW Ø 34 - Halter
			→	☐; 06/03→	24.3347-1714.5	240702	TRW Ø 34 - Halter
1.3 CDTI 16V	55	09/05→09/06	→	☐	24.3347-1713.5	240701	TRW Ø 34 - Halter
			→	☐	24.3347-1714.5	240702	TRW Ø 34 - Halter
1.4 16V 1.4 Twinport ↓	66 66	09/00→10/06 06/03→10/06	→	☐; → 09/06	24.3347-1713.5	240701	TRW Ø 34 - Halter






























	kw			 	! #			
<b>VAUXHALL - CORSA Mk II (C) (W5L, F08) 08/00→10/06</b>								
 <b>Bremssattel</b>								
1.4 16V 1.4 Twinport	66 66	09/00→10/06 06/03→10/06	→	☐; → 09/06		24.3347-1714.5 240702	TRW Ø 34 - Halter	
1.7 CDTI 16V	74	08/00→09/06	←	☐; 06/03→		11.9571-9824.2 220472	ATE Ø 57 - Halter	
			←	☐; 06/03→		24.3571-9824.5 240500	ATE Ø 57 - Halter	
			→	☐; 06/03→		24.3347-1713.5 240701	TRW Ø 34 - Halter	
			→	☐; 06/03→		24.3347-1714.5 240702	TRW Ø 34 - Halter	
1.7 DI 16V	48	08/00→09/06	←	☐; 09/00→		24.3481-1765.5 240369	TRW Ø 48 - Halter	
			←	☐; 09/00→		24.3481-1766.5 240370	TRW Ø 48 - Halter	
			→	☐; 09/00→		24.3347-1713.5 240701	TRW Ø 34 - Halter	
			→	☐; 09/00→		24.3347-1714.5 240702	TRW Ø 34 - Halter	
1.7 DTI 16V	55	08/00→09/06	→	☐; 09/00→		24.3347-1713.5 240701	TRW Ø 34 - Halter	
			→	☐; 09/00→		24.3347-1714.5 240702	TRW Ø 34 - Halter	
1.8 16V	92	08/00→09/06	→	☐; 09/00→; nicht für Bremssattelfarbe: rot		24.3347-1713.5 240701	TRW Ø 34 - Halter	
			→	☐; 09/00→; nicht für Bremssattelfarbe: rot		24.3347-1714.5 240702	TRW Ø 34 - Halter	
<b>Feder, Bremssattel</b>								
1.7 CDTI 16V	74	08/00→09/06	←	06/03→	2	11.8116-0292.1 390521	ATE	
<b>Führungshülzensatz, Bremssattel</b>								
1.7 CDTI 16V	74	08/00→09/06	←	06/03→		11.0101-5407.2 260011	ATE	
<b>Führungsbolzen, Bremssattel</b>								
1.7 CDTI 16V	74	08/00→09/06		06/03→		11.8171-0008.1 990049	ATE	
<b>Dichtungssatz, Bremssattel</b>								
1.7 CDTI 16V	74	08/00→09/06	←	06/03→		11.0441-5704.2 250034	ATE	
 <b>Bremsschlauch</b>								
1.0 12V 1.3 CDTI 16V	43 55	09/00→10/03 09/05→09/06	←		2	24.5256-0298.3 330756	L= 298	
1.0 12V 1.2 16V 1.2 16V Dualfuel 1.2 Twinport	44 55 55 59	11/03→10/06 09/00→10/06 08/01→10/06 07/04→10/06	←	→ 09/06	2	24.5256-0298.3 330756	L= 298	
			→	→ 09/06	2	24.5240-0195.3 330753	L= 195	
			←	06/03→	2	24.5256-0298.3 330756	L= 298	
			→	06/03→	2	24.5240-0195.3 330753	L= 195	
1.3 CDTI 16V 1.7 CDTI 16V	52 74	08/00→09/06 08/00→09/06	←	06/03→	2	24.5256-0298.3 330756	L= 298	
			→	06/03→	2	24.5240-0195.3 330753	L= 195	
1.4 16V 1.4 Twinport	66 66	09/00→10/06 06/03→10/06	←	→ 09/06	2	24.5256-0298.3 330756	L= 298	
			←	09/01→	2	24.5256-0298.3 330756	L= 298	
1.6	62	08/00→10/04	→	09/01→	2	24.5240-0195.3 330753	L= 195	
			←	09/00→	2	24.5256-0298.3 330756	L= 298	
1.7 DI 16V 1.7 DTI 16V	48 55	08/00→09/06 08/00→09/06	←	09/00→	2	24.5256-0298.3 330756	L= 298	
			→	09/00→	2	24.5240-0195.3 330753	L= 195	
1.8 16V	92	08/00→09/06	←	09/00→	2	24.5256-0298.3 330756	L= 298	
<b>VAUXHALL - CORSA Mk III (D) (L_8) 07/06→08/14</b>								
 <b>Bremssattel</b>								
1.0 1.0 i 12V	44 48	11/06→08/14 06/10→08/14	←	☐; V		24.3541-1769.5 240601	BOS Ø 54 - Halter	
1.2 1.2 LPG 1.2 LPG 1.2 LPG 1.4 1.4 1.4 LPG	51 59 61 63 64 74 64	06/10→08/14 11/06→08/14 09/09→08/14 06/11→08/14 08/11→08/14 09/09→08/14 07/10→08/14 09/09→08/14	←	☐; V		24.3541-1770.5 240602	BOS Ø 54 - Halter	
			←	☐; 06/10→; V		24.3541-1769.5 240601	BOS Ø 54 - Halter	
			←	☐; 06/10→; V		24.3541-1770.5 240602	BOS Ø 54 - Halter	
			←	☐; 10/06→; für Bremsscheibendurchmesser [mm]: 257; V		24.3541-1769.5 240601	BOS Ø 54 - Halter	
			↓					













	kw			 	! #			
<b>VAUXHALL - CORSA Mk III (D) (L_8) 07/06→08/14</b>								
<b>Bremssattel</b>								
1.3 CDTI	55	07/06→08/14	←	☐; 10/06→; für Bremsscheibendurchmesser [mm]: 257; V		24.3541-1770.5	240602	BOS Ø 54 - Halter
			←	☐; 10/06→; für Bremsscheibendurchmesser [mm]: 284		24.3541-1829.5	240721	BOS Ø 54 - Halter
			←	☐; 10/06→; für Bremsscheibendurchmesser [mm]: 284		24.3541-1830.5	240722	BOS Ø 54 - Halter
1.3 CDTI	66	07/06→08/14	←	☐; 10/06→		24.3541-1829.5	240721	BOS Ø 54 - Halter
			←	☐; 10/06→		24.3541-1830.5	240722	BOS Ø 54 - Halter
1.3 CDTI	70	06/10→08/14	←	☐; für Bremsscheibendurchmesser [mm]: 257; V		24.3541-1769.5	240601	BOS Ø 54 - Halter
			←	☐; für Bremsscheibendurchmesser [mm]: 257; V		24.3541-1770.5	240602	BOS Ø 54 - Halter
			←	☐; für Bremsscheibendurchmesser [mm]: 284		24.3541-1829.5	240721	BOS Ø 54 - Halter
			←	☐; für Bremsscheibendurchmesser [mm]: 284		24.3541-1830.5	240722	BOS Ø 54 - Halter
1.4 1.4 LPG	66 66	07/06→08/14 07/06→08/14	←	☐; 10/06→; V		24.3541-1769.5	240601	BOS Ø 54 - Halter
			←	☐; 10/06→; V		24.3541-1770.5	240602	BOS Ø 54 - Halter
1.6 SRi	110	05/07→08/14	←	☐; 06/07→		11.9571-9824.2	220472	ATE Ø 57 - Halter
			←	☐; 06/07→		24.3571-9824.5	240500	ATE Ø 57 - Halter
1.6 VXR	141	02/07→08/14	←	☐; 03/07→		24.3571-9823.5	240499	ATE Ø 57 - Halter
			←	☐; 03/07→		24.3571-9824.5	240500	ATE Ø 57 - Halter
1.6 VXR	150	06/11→08/14	←	☐		24.3571-9823.5	240499	ATE Ø 57 - Halter
			←	☐		24.3571-9824.5	240500	ATE Ø 57 - Halter
<b>Feder, Bremssattel</b>								
1.6 SRi	110	05/07→08/14	←	06/07→	2	11.8116-0292.1	390521	ATE
1.6 VXR	141	02/07→08/14		03/07→	2	11.8116-0292.1	390521	ATE
1.6 VXR	150	06/11→08/14			2	11.8116-0292.1	390521	ATE
<b>Führungsbolzen, Bremssattel</b>								
1.6 SRi	110	05/07→08/14		06/07→		11.8171-0008.1	990049	ATE
1.6 VXR	141	02/07→08/14		03/07→		11.8171-0008.1	990049	ATE
1.6 VXR	150	06/11→08/14				11.8171-0008.1	990049	ATE
<b>Dichtungssatz, Bremssattel</b>								
1.6 SRi	110	05/07→08/14	←	06/07→		11.0441-5704.2	250034	ATE
1.6 VXR	141	02/07→08/14	←	03/07→		11.0441-5704.2	250034	ATE
1.6 VXR	150	06/11→08/14	←			11.0441-5704.2	250034	ATE
<b>Bremsschlauch</b>								
1.0	44	11/06→08/14	←		2	24.5112-0402.3	331297	L= 402
1.0 i 12V	48	06/10→08/14						
1.0	51	06/10→08/14	→	Scheibenbremse	2	24.5112-0142.3	331016	L= 142
1.2	59	11/06→08/14						
1.2 LPG	59	09/09→08/14						
1.2 LPG	61	06/11→08/14						
1.2 LPG	63	08/11→08/14						
1.3 CDTI	70	06/10→08/14						
1.4	64	09/09→08/14						
1.4	74	07/10→08/14						
1.4 LPG	64	09/09→08/14						
1.7 CDTI	92	11/06→08/14						
1.2 i 16V	63	11/06→08/14	←	06/10→	2	24.5112-0402.3	331297	L= 402
1.7 CDTI	96	11/06→08/14	→	06/10→; Scheibenbremse	2	24.5112-0142.3	331016	L= 142
1.3 CDTI	55	07/06→08/14	←	10/06→	2	24.5112-0402.3	331297	L= 402
1.3 CDTI	66	07/06→08/14						
1.4	66	07/06→08/14	→	10/06→; Scheibenbremse	2	24.5112-0142.3	331016	L= 142
1.4 LPG	66	07/06→08/14						
1.4	88	07/12→08/14	→	Scheibenbremse	2	24.5112-0142.3	331016	L= 142
↓								













	kw			 	! #		
<b>VAUXHALL - CORSA Mk III (D) (L_8) 07/06→08/14</b>							
 <b>Bremsschlauch</b>							
1.6 VXR	150	06/11→08/14	➡	Scheibenbremse	2	24.5112-0142.3 331016	L= 142
1.6 SRi	110	05/07→08/14	➡	06/07→; Scheibenbremse	2	24.5112-0142.3 331016	L= 142
1.6 VXR	141	02/07→08/14	➡	03/07→; Scheibenbremse	2	24.5112-0142.3 331016	L= 142
<b>VAUXHALL - CORSA Mk IV (E) 08/14→</b>							
 <b>Bremssattel</b>							
1.0	66	08/14→	←	 ; 11/14→; für Bremsscheibendurchmesser [mm]: 308	2	11.9571-9824.2 220472 24.3571-9824.5 240500	ATE Ø 57 - Halter
1.0	85	08/14→					ATE Ø 57 - Halter
1.2	51	08/14→					
1.3 CDTi	55	08/14→	←	 ; 11/14→; für Bremsscheibendurchmesser [mm]: 308	2	24.3571-9823.5 240499	ATE Ø 57 - Halter
1.3 CDTi	70	08/14→					
1.4	55	09/14→					
1.4	66	08/14→					
1.4	74	08/14→					
1.4	110	07/15→	←	 ; für Bremsscheibendurchmesser [mm]: 308	2	11.9571-9824.2 220472 24.3571-9824.5 240500	ATE Ø 57 - Halter
			←	 ; für Bremsscheibendurchmesser [mm]: 308	2	24.3571-9823.5 240499	ATE Ø 57 - Halter
1.4 LPG	66	08/14→	←	 ; 03/15→; für Bremsscheibendurchmesser [mm]: 308	2	11.9571-9824.2 220472 24.3571-9824.5 240500	ATE Ø 57 - Halter
			←	 ; 03/15→; für Bremsscheibendurchmesser [mm]: 308	2	24.3571-9823.5 240499	ATE Ø 57 - Halter
<b>Feder, Bremssattel</b>							
1.0	66	08/14→		11/14→; für Bremsscheibendurchmesser [mm]: 257	2	11.8116-0264.1 390594	ATE
1.0	85	08/14→					
1.2	51	08/14→					
1.3 CDTi	55	08/14→		11/14→; für Bremsscheibendurchmesser [mm]: 308	2	11.8116-0292.1 390521	ATE
1.3 CDTi	70	08/14→					
1.4	55	09/14→					
1.4	66	08/14→					
1.4	74	08/14→					
1.4	110	07/15→		für Bremsscheibendurchmesser [mm]: 257	2	11.8116-0264.1 390594	ATE
				für Bremsscheibendurchmesser [mm]: 308	2	11.8116-0292.1 390521	ATE
1.4 LPG	66	08/14→		03/15→; für Bremsscheibendurchmesser [mm]: 257	2	11.8116-0264.1 390594	ATE
				03/15→; für Bremsscheibendurchmesser [mm]: 308	2	11.8116-0292.1 390521	ATE
<b>Führungshülzensatz, Bremssattel</b>							
1.0	66	08/14→	←	11/14→; für Bremsscheibendurchmesser [mm]: 308	2	11.0101-5407.2 260011	ATE
1.0	85	08/14→					
1.2	51	08/14→					
1.3 CDTi	55	08/14→					
1.3 CDTi	70	08/14→					
1.4	55	09/14→					
1.4	66	08/14→					
1.4	74	08/14→					
1.4	110	07/15→	←	für Bremsscheibendurchmesser [mm]: 308	2	11.0101-5407.2 260011	ATE
1.4 LPG	66	08/14→	←	03/15→; für Bremsscheibendurchmesser [mm]: 308	2	11.0101-5407.2 260011	ATE
<b>Führungsbolzen, Bremssattel</b>							
1.0	66	08/14→		11/14→; für Bremsscheibendurchmesser [mm]: 308	2	11.8171-0008.1 990049	ATE
1.0	85	08/14→					
1.2	51	08/14→					
1.3 CDTi	55	08/14→					
1.3 CDTi	70	08/14→					
1.4	55	09/14→					
1.4	66	08/14→					
1.4	74	08/14→					
1.4	110	07/15→		für Bremsscheibendurchmesser [mm]: 308	2	11.8171-0008.1 990049	ATE
1.4 LPG	66	08/14→		03/15→; für Bremsscheibendurchmesser [mm]: 308	2	11.8171-0008.1 990049	ATE
↓							



	kW			 	! #			
<b>VAUXHALL - CORSA Mk IV (E) 08/14→</b>								
<b>Dichtungssatz, Bremssattel</b>								
1.0	66	08/14→	←	11/14→;		11.0441-5704.2	250034	ATE
1.0	85	08/14→	←	für Bremsscheibendurchmesser [mm]:				
1.2	51	08/14→	←	308				
1.3 CDTi	55	08/14→	←					
1.3 CDTi	70	08/14→	←					
1.4	55	09/14→	←					
1.4	66	08/14→	←					
1.4	74	08/14→	←					
1.4	110	07/15→	←	für Bremsscheibendurchmesser [mm]:		11.0441-5704.2	250034	ATE
			←	308				
1.4 LPG	66	08/14→	←	03/15→;		11.0441-5704.2	250034	ATE
			←	für Bremsscheibendurchmesser [mm]:				
			←	308				
<b> Bremsschlauch</b>								
1.0	66	08/14→	→	am Bremssattel; 11/14→;	2	24.5112-0142.3	331016	L= 142
1.0	85	08/14→	→	Scheibenbremse				
1.2	51	08/14→	→					
1.3 CDTi	55	08/14→	→					
1.3 CDTi	70	08/14→	→					
1.4	55	09/14→	→					
1.4	66	08/14→	→					
1.4	74	08/14→	→					
1.4	110	07/15→	→	am Bremssattel; Scheibenbremse	2	24.5112-0142.3	331016	L= 142
1.4 LPG	66	08/14→	→	am Bremssattel; 03/15→;	2	24.5112-0142.3	331016	L= 142
			→	Scheibenbremse				
1.6 VXR	151	04/15→	→	am Bremssattel	2	24.5112-0142.3	331016	L= 142
<b>VAUXHALL - CORSAVAN Mk I (B) 01/94→09/00</b>								
<b> Bremssattel</b>								
1.4 i	44	01/94→09/00	←			11.9481-9871.2	220681	ATE Ø 48 - Halter
			←	 ; für Fahrzeuge mit Klimaanlage;		11.9481-9871.2	220681	ATE Ø 48 - Halter
			←	für Automatikgetriebe				
			←			11.9481-9871.2	220681	ATE Ø 48 - Halter
			←			11.9481-9872.2	220682	ATE Ø 48 - Halter
			←	 ; für Fahrzeuge mit Klimaanlage;		11.9481-9872.2	220682	ATE Ø 48 - Halter
			←	für Automatikgetriebe				
			←			11.9481-9872.2	220682	ATE Ø 48 - Halter
			←	 ; für Schaltgetriebe		24.3481-1733.5	240213	ATE Ø 48 - Halter
			←	 ; für Automatikgetriebe;		24.3481-1733.5	240213	ATE Ø 48 - Halter
			←	für Fahrzeuge ohne Klimaanlage				
			←	 ; für Schaltgetriebe		24.3481-1734.5	240214	ATE Ø 48 - Halter
			←	 ; für Automatikgetriebe;		24.3481-1734.5	240214	ATE Ø 48 - Halter
			←	für Fahrzeuge ohne Klimaanlage				
1.5 D	37	08/94→12/95	←			24.3481-1733.5	240213	ATE Ø 48 - Halter
1.7 D	44	01/94→09/00	←			24.3481-1734.5	240214	ATE Ø 48 - Halter
			←					
<b>Feder, Bremssattel</b>								
1.4 i	44	01/94→09/00	←		2	11.8116-0129.1	390591	ATE
			←	für Automatikgetriebe;	2	11.8116-0129.1	390591	ATE
			←	für Fahrzeuge ohne Klimaanlage				
			←		2	11.8116-0129.1	390591	ATE
			←	für Schaltgetriebe	2	11.8116-0129.1	390591	ATE
			←	für Fahrzeuge mit Klimaanlage;	2	11.8116-0129.1	390591	ATE
			←	für Automatikgetriebe				
1.5 D	37	08/94→12/95	←		2	11.8116-0129.1	390591	ATE
1.7 D	44	01/94→09/00	←					
			←					
<b>Führungshülzensatz, Bremssattel</b>								
1.4 i	44	01/94→09/00	←			11.0101-5407.2	260011	ATE
			←			11.0101-5407.2	260011	ATE
			←	für Schaltgetriebe		11.0101-5407.2	260011	ATE
			←	für Fahrzeuge mit Klimaanlage;		11.0101-5407.2	260011	ATE
			←	für Automatikgetriebe				
			←	für Automatikgetriebe;		11.0101-5407.2	260011	ATE
			←	für Fahrzeuge ohne Klimaanlage				
1.5 D	37	08/94→12/95	←			11.0101-5407.2	260011	ATE
1.7 D	44	01/94→09/00	←					
			↓					

	kw			 	! #		
<b>VAUXHALL - CORSAVAN Mk I (B) 01/94→09/00</b>							
<b>Führungsbolzen, Bremsattel</b>							
1.4 i	44	01/94→09/00	←			11.8171-0008.1 990049	ATE
			←			11.8171-0008.1 990049	ATE
			←	für Schaltgetriebe		11.8171-0008.1 990049	ATE
			←	für Fahrzeuge mit Klimaanlage; für Automatikgetriebe		11.8171-0008.1 990049	ATE
			←	für Automatikgetriebe; für Fahrzeuge ohne Klimaanlage		11.8171-0008.1 990049	ATE
1.5 D 1.7 D	37 44	08/94→12/95 01/94→09/00	←			11.8171-0008.1 990049	ATE
<b>Dichtungssatz, Bremsattel</b>							
1.4 i	44	01/94→09/00	←			11.0441-4811.2 250024	ATE
			←			11.0441-4811.2 250024	ATE
			←	für Schaltgetriebe		11.0441-4811.2 250024	ATE
			←	für Fahrzeuge mit Klimaanlage; für Automatikgetriebe		11.0441-4811.2 250024	ATE
			←	für Automatikgetriebe; für Fahrzeuge ohne Klimaanlage		11.0441-4811.2 250024	ATE
1.5 D 1.7 D	37 44	08/94→12/95 01/94→09/00	←			11.0441-4811.2 250024	ATE
 <b>Bremsschlauch</b>							
1.4 i	44	01/94→09/00	←		2	24.5231-0320.3 330496	L= 320
1.5 D 1.7 D	37 44	08/94→12/95 01/94→09/00	→		2	24.5233-0200.3 330425	L= 198
<b>VAUXHALL - CORSAVAN Mk II (C) 09/00→06/06</b>							
 <b>Bremsattel</b>							
1.2 16V 1.2 16V Dualfuel	55 55	09/00→06/06 08/01→06/06	←	 ; + ABS		24.3481-1765.5 240369	TRW Ø 48 - Halter
			←	 ; + ABS		24.3481-1766.5 240370	TRW Ø 48 - Halter
			←	 ; - ABS		24.3481-1767.5 240371	TRW Ø 48 - Halter
			←	 ; - ABS		24.3481-1768.5 240372	TRW Ø 48 - Halter
1.3 CDTI 16V 1.4 1.7 DTI 16V	52 66 55	04/04→06/06 11/03→06/06 09/00→06/06	→			24.3347-1713.5 240701	TRW Ø 34 - Halter
1.7 DI 16V	48	09/00→06/06	←			24.3347-1714.5 240702	TRW Ø 34 - Halter
			←			24.3481-1765.5 240369	TRW Ø 48 - Halter
			←			24.3481-1766.5 240370	TRW Ø 48 - Halter
			→			24.3347-1713.5 240701	TRW Ø 34 - Halter
→			24.3347-1714.5 240702	TRW Ø 34 - Halter			
 <b>Bremsschlauch</b>							
1.2 16V 1.2 16V Dualfuel	55 55	09/00→06/06 08/01→06/06	←		2	24.5256-0298.3 330756	L= 298
1.3 CDTI 16V 1.7 DI 16V 1.7 DTI 16V	52 48 55	04/04→06/06 09/00→06/06 09/00→06/06	→		2	24.5240-0195.3 330753	L= 195
1.4	66	11/03→06/06	←		2	24.5256-0298.3 330756	L= 298
<b>VAUXHALL - CORSAVAN Mk III (D) 07/06→</b>							
 <b>Bremsattel</b>							
1.2	51	01/10→	←	 ; 06/10→; V		24.3541-1769.5 240601	BOS Ø 54 - Halter
			←	 ; 06/10→; V		24.3541-1770.5 240602	BOS Ø 54 - Halter
1.2	59	07/09→	←	 ; V		24.3541-1769.5 240601	BOS Ø 54 - Halter
			←	 ; V		24.3541-1770.5 240602	BOS Ø 54 - Halter
1.3 CDTI	55	07/06→	←	 ; 10/06→; für Bremsscheibendurchmesser [mm]: 257; V		24.3541-1769.5 240601	BOS Ø 54 - Halter
			←	 ; 10/06→; für Bremsscheibendurchmesser [mm]: 257; V		24.3541-1770.5 240602	BOS Ø 54 - Halter
			←	 ; 10/06→; für Bremsscheibendurchmesser [mm]: 284		24.3541-1829.5 240721	BOS Ø 54 - Halter
			←	 ; 10/06→; für Bremsscheibendurchmesser [mm]: 284		24.3541-1830.5 240722	BOS Ø 54 - Halter
↓							

	kw			 	! #		
<b>VAUXHALL - CORSAVAN Mk III (D) 07/06→</b>							
 <b>Bremssattel</b>							
1.3 CDTi	66	07/06→	←	☐; 10/06→	2	24.3541-1829.5 240721	BOS Ø 54 - Halter
			←	☐; 10/06→	2	24.3541-1830.5 240722	BOS Ø 54 - Halter
1.3 CDTi	70	07/06→	←	☐; 06/10→; für Bremsscheibendurchmesser [mm]: 257; V	2	24.3541-1769.5 240601	BOS Ø 54 - Halter
			←	☐; 06/10→; für Bremsscheibendurchmesser [mm]: 257; V	2	24.3541-1770.5 240602	BOS Ø 54 - Halter
			←	☐; 06/10→; für Bremsscheibendurchmesser [mm]: 284	2	24.3541-1829.5 240721	BOS Ø 54 - Halter
			←	☐; 06/10→; für Bremsscheibendurchmesser [mm]: 284	2	24.3541-1830.5 240722	BOS Ø 54 - Halter
 <b>Bremsschlauch</b>							
1.2 1.3 CDTi	51 70	01/10→ 07/06→	←	06/10→	2	24.5112-0402.3 331297	L= 402
			→	06/10→; Scheibenbremse	2	24.5112-0142.3 331016	L= 142
1.2	59	07/09→	←		2	24.5112-0402.3 331297	L= 402
			→	Scheibenbremse	2	24.5112-0142.3 331016	L= 142
1.3 CDTi 1.3 CDTi	55 66	07/06→ 07/06→	←	10/06→	2	24.5112-0402.3 331297	L= 402
			→	10/06→; Scheibenbremse	2	24.5112-0142.3 331016	L= 142
<b>VAUXHALL - CORSAVAN Mk IV (E) 10/14→</b>							
 <b>Bremssattel</b>							
1.2 1.3 CDTi 1.3 CDTi 1.4	51 55 70 55	10/14→ 10/14→ 10/14→ 10/14→	←	☐; 11/14→; für Bremsscheibendurchmesser [mm]: 308	2	11.9571-9824.2 220472 24.3571-9824.5 240500	ATE Ø 57 - Halter ATE Ø 57 - Halter
			←	☐; 11/14→; für Bremsscheibendurchmesser [mm]: 308	2	24.3571-9823.5 240499	ATE Ø 57 - Halter
<b>Feder, Bremssattel</b>							
1.2 1.3 CDTi 1.3 CDTi 1.4	51 55 70 55	10/14→ 10/14→ 10/14→ 10/14→		11/14→; für Bremsscheibendurchmesser [mm]: 257	2	11.8116-0264.1 390594	ATE
				11/14→; für Bremsscheibendurchmesser [mm]: 308	2	11.8116-0292.1 390521	ATE
<b>Führungshülzensatz, Bremssattel</b>							
1.2 1.3 CDTi 1.3 CDTi 1.4	51 55 70 55	10/14→ 10/14→ 10/14→ 10/14→	←	11/14→; für Bremsscheibendurchmesser [mm]: 308		11.0101-5407.2 260011	ATE
<b>Führungsbolzen, Bremssattel</b>							
1.2 1.3 CDTi 1.3 CDTi 1.4	51 55 70 55	10/14→ 10/14→ 10/14→ 10/14→		11/14→; für Bremsscheibendurchmesser [mm]: 308		11.8171-0008.1 990049	ATE
<b>Dichtungssatz, Bremssattel</b>							
1.2 1.3 CDTi 1.3 CDTi 1.4	51 55 70 55	10/14→ 10/14→ 10/14→ 10/14→	←	11/14→; für Bremsscheibendurchmesser [mm]: 308		11.0441-5704.2 250034	ATE
 <b>Bremsschlauch</b>							
1.2 1.3 CDTi 1.3 CDTi 1.4	51 55 70 55	10/14→ 10/14→ 10/14→ 10/14→	→	am Bremssattel; 11/14→; Scheibenbremse	2	24.5112-0142.3 331016	L= 142
<b>VAUXHALL - FRONTERA Mk I (A) 09/91→10/98</b>							
 <b>Bremssattel</b>							
2.0 2.2 i 2.3 TD	85 100 74	04/95→08/98 03/95→10/98 09/91→06/98	←	☐; SV720103→		24.3601-1717.5 240391 24.3601-1718.5 240392	AKE Ø 60 - Halter AKE Ø 60 - Halter
2.4 i 2.5 TDS 2.8 TD	92 85 83	03/92→10/98 11/91→06/98 01/95→12/96	→	☐; SV720103→		24.3411-1701.5 240361 24.3411-1702.5 240362	AKE Ø 41 - Halter AKE Ø 41 - Halter

	kw			 	! #			
<b>VAUXHALL - FRONTERA Mk I (A) Sport 03/92→10/98</b>								
 <b>Bremssattel</b>								
2.0 i	85	03/92→10/98	←	☐; SV720103→		24.3601-1717.5	240391	AKE Ø 60 - Halter
2.5 TDS	85	09/96→10/98	←	☐; SV720103→		24.3601-1718.5	240392	AKE Ø 60 - Halter
2.8 TD	83	01/95→12/96	→	☐; SV720103→		24.3411-1701.5	240361	AKE Ø 41 - Halter
			→	☐; SV720103→		24.3411-1702.5	240362	AKE Ø 41 - Halter
<b>VAUXHALL - FRONTERA Mk II (B) 10/98→10/04</b>								
 <b>Bremssattel</b>								
2.2 DTI	85	10/98→09/04	←	☐; → 02/04		24.3601-1717.5	240391	AKE Ø 60 - Halter
2.2 i	100	10/98→10/04	←	☐; → 02/04		24.3601-1718.5	240392	AKE Ø 60 - Halter
3.2 i	151	10/98→10/04	→	☐; → 02/04		24.3411-1701.5	240361	AKE Ø 41 - Halter
			→	☐; → 02/04		24.3411-1702.5	240362	AKE Ø 41 - Halter
 <b>Bremsschlauch</b>								
2.2 DTI	85	10/98→09/04	←	→ 02/04	2	24.5277-0420.3	330944	L= 420
2.2 i	100	10/98→10/04	→	→ 02/04	1	24.5278-0335.3	330945	L= 335
3.2 i	151	10/98→10/04	→	→ 02/04	2	24.5290-0180.3	331028	L= 180
<b>VAUXHALL - INSIGNIA Mk I (A) 07/08→05/17</b>								
 <b>Bremsschlauch</b>								
1.4	103	04/11→05/17	←	06/11→; + 17+" Rad	2	24.5176-0464.3	331511	L= 464
			←	06/11→; passend für Felgenreöße [Zoll]: 16 / 17	2	24.5176-0494.3	331447	L= 494
			→	06/11→	2	24.5176-0384.3	331373	L= 384
1.4 LPG	103	07/12→05/17	←	+ 17+" Rad	2	24.5176-0464.3	331511	L= 464
1.6	85	07/08→05/17	←	passend für Felgenreöße [Zoll]: 16 / 17	2	24.5176-0494.3	331447	L= 494
1.6 CDTI	100	07/15→05/17	→		2	24.5176-0384.3	331373	L= 384
1.6 Turbo	125	07/13→05/17						
1.6 Turbo	132	01/09→05/17						
1.8	103	07/08→05/17						
2.0 Biturbo CDTI	143	03/12→05/17						
2.0 Biturbo CDTI 4x4	143	03/12→05/17						
2.0 CDTI	81	07/08→05/17						
2.0 CDTI	96	07/08→12/14						
2.0 CDTI	103	07/13→05/17						
2.0 CDTI	118	07/08→05/17						
2.0 CDTI	120	07/13→05/17						
2.0 CDTI	125	11/14→05/17						
2.0 CDTI	140	10/08→05/17						
2.0 CDTI 4x4	120	07/13→05/17						
2.0 CDTI 4x4	125	11/14→05/17						
2.0 CDTI 4x4	140	05/09→05/17						
2.0 Turbo	162	07/08→05/17						
2.0 Turbo	184	04/14→05/17						
2.0 Turbo 4x4	162	07/08→05/17						
2.0 Turbo 4x4	184	09/11→05/17						
2.8 V6 Turbo 4x4	191	07/08→05/17						
2.0 CDTI	88	03/12→03/16	←	03/13→; + 17+" Rad	2	24.5176-0464.3	331511	L= 464
			←	03/13→; passend für Felgenreöße [Zoll]: 16 / 17	2	24.5176-0494.3	331447	L= 494
			→	03/13→	2	24.5176-0384.3	331373	L= 384
2.0 CDTI 4x4	118	07/08→05/17	←	06/10→; + 17+" Rad	2	24.5176-0464.3	331511	L= 464
			←	06/10→; passend für Felgenreöße [Zoll]: 16 / 17	2	24.5176-0494.3	331447	L= 494
			→	06/10→	2	24.5176-0384.3	331373	L= 384
2.8 VXR	239	07/09→05/17	→		2	24.5176-0384.3	331373	L= 384
<b>VAUXHALL - INSIGNIA Mk I (A) Estate 07/08→05/17</b>								
 <b>Bremsschlauch</b>								
1.4	103	04/11→05/17	←	06/11→; + 17+" Rad	2	24.5176-0464.3	331511	L= 464
			←	06/11→; passend für Felgenreöße [Zoll]: 16 / 17	2	24.5176-0494.3	331447	L= 494
			→	06/11→	2	24.5176-0384.3	331373	L= 384
1.4 LPG	103	07/12→05/17	←	+ 17+" Rad	2	24.5176-0464.3	331511	L= 464
1.6	85	07/08→05/17	←	passend für Felgenreöße [Zoll]: 16 / 17	2	24.5176-0494.3	331447	L= 494
1.6 CDTI	100	07/15→05/17	→		2	24.5176-0384.3	331373	L= 384
1.6 Turbo	125	07/13→05/17						
1.6 Turbo	132	01/09→05/17						
↓								



**VAUXHALL - INSIGNIA Mk I (A) Estate 07/08→05/17**

**Bremsschlauch**

1.8	103	07/08→05/17	←	+ 17+" Rad	2	24.5176-0464.3	331511	L= 464
2.0 Biturbo CDTI	143	03/12→05/17	←	passend für Felgenreöße [Zoll]: 16 / 17	2	24.5176-0494.3	331447	L= 494
2.0 Biturbo CDTI 4x4	143	03/12→05/17	←					
2.0 CDTI	81	07/08→05/17	→		2	24.5176-0384.3	331373	L= 384
2.0 CDTI	96	07/08→12/14	→					
2.0 CDTI	103	07/13→05/17	→					
2.0 CDTI	118	07/08→05/17	→					
2.0 CDTI	120	07/13→05/17	→					
2.0 CDTI	125	11/14→05/17	→					
2.0 CDTI	140	11/08→05/17	→					
2.0 CDTI 4x4	120	07/13→05/17	→					
2.0 CDTI 4x4	125	11/14→05/17	→					
2.0 CDTI 4x4	140	05/09→05/17	→					
2.0 Turbo	162	07/08→05/17	→					
2.0 Turbo	184	04/14→05/17	→					
2.0 Turbo 4x4	162	07/08→05/17	→					
2.0 Turbo 4x4	184	09/11→05/17	→					
2.0 CDTI	88	03/12→03/16	←		03/13→; + 17+" Rad	2	24.5176-0464.3	331511
			←	03/13→;	2	24.5176-0494.3	331447	L= 494
			→	passend für Felgenreöße [Zoll]: 16 / 17	2	24.5176-0494.3	331447	L= 494
			→	03/13→	2	24.5176-0384.3	331373	L= 384
2.0 CDTI 4x4	118	07/08→05/17	←	06/10→; + 17+" Rad	2	24.5176-0464.3	331511	L= 464
			←	06/10→;	2	24.5176-0494.3	331447	L= 494
			→	passend für Felgenreöße [Zoll]: 16 / 17	2	24.5176-0494.3	331447	L= 494
			→	06/10→	2	24.5176-0384.3	331373	L= 384
2.8 V6 Turbo	191	08/08→05/17	→		2	24.5176-0384.3	331373	L= 384
2.8 VXR	239	07/09→05/17	→		2	24.5176-0384.3	331373	L= 384

**VAUXHALL - INSIGNIA Mk I (A) Sedan 07/08→05/17**








**Bremsschlauch**

1.4	103	04/11→05/17	←	06/11→; + 17+" Rad	2	24.5176-0464.3	331511	L= 464	
			←	06/11→;	2	24.5176-0494.3	331447	L= 494	
			→	passend für Felgenreöße [Zoll]: 16 / 17	2	24.5176-0494.3	331447	L= 494	
			→	06/11→	2	24.5176-0384.3	331373	L= 384	
1.4 LPG	103	07/12→05/17	←	+ 17+" Rad	2	24.5176-0464.3	331511	L= 464	
1.6	85	07/08→05/17	←						
1.6 Turbo	125	07/13→05/17	←		passend für Felgenreöße [Zoll]: 16 / 17	2	24.5176-0494.3	331447	L= 494
1.6 Turbo	132	01/09→05/17	→						
1.8	103	07/08→05/17	→						
2.0 Biturbo CDTI	143	03/12→05/17	→						
2.0 Biturbo CDTI 4x4	143	03/12→05/17	→						
2.0 CDTI	81	07/08→05/17	→						
2.0 CDTI	96	07/08→12/14	→						
2.0 CDTI	103	07/13→05/17	→						
2.0 CDTI	118	07/08→05/17	→						
2.0 CDTI	120	07/13→05/17	→						
2.0 CDTI	125	11/14→05/17	→						
2.0 CDTI	140	11/08→05/17	→						
2.0 CDTI 4x4	120	07/13→05/17	→						
2.0 CDTI 4x4	125	11/14→05/17	→						
2.0 CDTI 4x4	140	05/09→05/17	→						
2.0 Turbo	162	07/08→05/17	→						
2.0 Turbo 4x4	162	07/08→05/17	→						
2.0 Turbo 4x4	184	09/11→05/17	→						
2.8 V6 Turbo 4x4	191	07/08→05/17	→						
2.0 CDTI	88	03/12→12/14	←	03/13→; + 17+" Rad	2	24.5176-0464.3	331511	L= 464	
			←	03/13→;	2	24.5176-0494.3	331447	L= 494	
			→	passend für Felgenreöße [Zoll]: 16 / 17	2	24.5176-0494.3	331447	L= 494	
			→	03/13→	2	24.5176-0384.3	331373	L= 384	
2.0 CDTI 4x4	118	07/08→05/17	←	06/10→; + 17+" Rad	2	24.5176-0464.3	331511	L= 464	
			←	06/10→;	2	24.5176-0494.3	331447	L= 494	
			→	passend für Felgenreöße [Zoll]: 16 / 17	2	24.5176-0494.3	331447	L= 494	
			→	06/10→	2	24.5176-0384.3	331373	L= 384	
2.0 Turbo	184	09/11→05/17	←	04/14→; + 17+" Rad	2	24.5176-0464.3	331511	L= 464	
			←	04/14→;	2	24.5176-0494.3	331447	L= 494	
			→	passend für Felgenreöße [Zoll]: 16 / 17	2	24.5176-0494.3	331447	L= 494	
			→	04/14→	2	24.5176-0384.3	331373	L= 384	
2.8 VXR	239	07/09→05/17	→		2	24.5176-0384.3	331373	L= 384	








**VAUXHALL - MERIVA Mk I (A) 01/03→06/10**








**Bremssattel**

1.3 CDTI	51	04/05→06/10	←	☐; → 05/10	11.9571-9824.2	220472	ATE Ø 57 - Halter
----------	----	-------------	---	------------	----------------	--------	-------------------

	kw			 	! #			
<b>VAUXHALL - MERIVA Mk I (A) 01/03→06/10</b>								
<b>Bremssattel</b>								
1.3 CDTI	51	04/05→06/10	←	☐; → 05/10		24.3571-9824.5	240500	ATE Ø 57 - Halter
			←	☐; → 05/10		24.3571-9823.5	240499	ATE Ø 57 - Halter
			→	☐; → 05/10		24.3387-1701.5	240826	TRW Ø 38 - Halter
			→	☐; → 05/10		24.3387-1702.5	240827	TRW Ø 38 - Halter
1.3 CDTI	55	01/03→10/09	←	☐; 09/03→		11.9571-9824.2	220472	ATE Ø 57 - Halter
						24.3571-9824.5	240500	ATE Ø 57 - Halter
			←	☐; 09/03→		24.3571-9823.5	240499	ATE Ø 57 - Halter
			→	☐; 09/03→		24.3387-1701.5	240826	TRW Ø 38 - Halter
			→	☐; 09/03→		24.3387-1702.5	240827	TRW Ø 38 - Halter
1.4 16V Twinport	66	01/03→06/10	←	☐; 07/04→ 05/10; Felge Lochzahl: 5		11.9571-9824.2	220472	ATE Ø 57 - Halter
						24.3571-9824.5	240500	ATE Ø 57 - Halter
			←	☐; 07/04→ 05/10; Felge Lochzahl: 5		24.3571-9823.5	240499	ATE Ø 57 - Halter
			→	☐; 07/04→ 05/10; Felge Lochzahl: 4		24.3367-1707.7	220669	TRW Ø 36 - Halter
			→	☐; 07/04→ 05/10; Felge Lochzahl: 4		24.3367-1708.7	220670	TRW Ø 36 - Halter
			→	☐; 07/04→ 05/10; Felge Lochzahl: 5		24.3387-1701.5	240826	TRW Ø 38 - Halter
			→	☐; 07/04→ 05/10; Felge Lochzahl: 5		24.3387-1702.5	240827	TRW Ø 38 - Halter
1.6 i	64	01/03→06/10	→	☐; 44000001→; → 05/10		24.3367-1707.7	220669	TRW Ø 36 - Halter
			→	☐; 44000001→; → 05/10		24.3367-1708.7	220670	TRW Ø 36 - Halter
			→	☐; 05/03→; → 34999999		24.3367-1713.7	220779	TRW Ø 36 - Halter
			→	☐; 05/03→; → 34999999		24.3367-1714.7	220780	TRW Ø 36 - Halter
1.6 i 16V	74	01/03→09/05	←	☐; 05/03→		11.9571-9824.2	220472	ATE Ø 57 - Halter
						24.3571-9824.5	240500	ATE Ø 57 - Halter
			←	☐; 05/03→		24.3571-9823.5	240499	ATE Ø 57 - Halter
			→	☐; 05/03→; → 34999999		24.3384-1753.7	220633	TRW Ø 38 - Halter
			→	☐; 05/03→; → 34999999		24.3384-1754.7	220634	TRW Ø 38 - Halter
			→	☐; 44000001→		24.3387-1701.5	240826	TRW Ø 38 - Halter
			→	☐; 44000001→		24.3387-1702.5	240827	TRW Ø 38 - Halter
1.6 i 16V Twinport	77	05/03→06/10	←	☐; 01/06→ 05/10		11.9571-9824.2	220472	ATE Ø 57 - Halter
						24.3571-9824.5	240500	ATE Ø 57 - Halter
			←	☐; 01/06→ 05/10		24.3571-9823.5	240499	ATE Ø 57 - Halter
			→	☐; 01/06→ 05/10		24.3387-1701.5	240826	TRW Ø 38 - Halter
			→	☐; 01/06→ 05/10		24.3387-1702.5	240827	TRW Ø 38 - Halter
1.6 Turbo	132	05/06→06/10	←	☐; → 05/10		24.3571-9823.5	240499	ATE Ø 57 - Halter
			←	☐; → 05/10		24.3571-9824.5	240500	ATE Ø 57 - Halter
1.7 CDTI 1.7 DTI 1.8 i 16V	74	09/03→06/10	←	☐; → 05/10		11.9571-9824.2	220472	ATE Ø 57 - Halter
						24.3571-9824.5	240500	ATE Ø 57 - Halter
	55 92	06/03→06/10 05/03→06/10	←	☐; → 05/10		24.3571-9823.5	240499	ATE Ø 57 - Halter
			→	☐; → 34999999		24.3384-1753.7	220633	TRW Ø 38 - Halter
			→	☐; → 34999999		24.3384-1754.7	220634	TRW Ø 38 - Halter
			→	☐; 44000001→; → 05/10		24.3387-1701.5	240826	TRW Ø 38 - Halter
			→	☐; 44000001→; → 05/10		24.3387-1702.5	240827	TRW Ø 38 - Halter
1.7 CDTI	92	08/06→05/10	←	☐; 09/06→		11.9571-9824.2	220472	ATE Ø 57 - Halter
						24.3571-9824.5	240500	ATE Ø 57 - Halter
			←	☐; 09/06→		24.3571-9823.5	240499	ATE Ø 57 - Halter
			→	☐; 09/06→		24.3387-1701.5	240826	TRW Ø 38 - Halter
			→	☐; 09/06→		24.3387-1702.5	240827	TRW Ø 38 - Halter
<b>Feder, Bremssattel</b>								
1.3 CDTI 1.7 CDTI 1.7 DTI 1.8 i 16V	51 74 55 92	04/05→06/10 09/03→06/10 06/03→06/10 05/03→06/10	←	→ 05/10	2	11.8116-0292.1	390521	ATE
			←	09/03→	2	11.8116-0292.1	390521	ATE
			←	07/04→ 05/10; Felge Lochzahl: 5	2	11.8116-0292.1	390521	ATE
			←	05/03→	2	11.8116-0292.1	390521	ATE
1.3 CDTI	55	01/03→10/09	←	09/03→	2	11.8116-0292.1	390521	ATE
1.4 16V Twinport	66	01/03→06/10	←	07/04→ 05/10; Felge Lochzahl: 5	2	11.8116-0292.1	390521	ATE
1.6 i 16V	74	01/03→09/05	←	05/03→	2	11.8116-0292.1	390521	ATE
1.6 i 16V Twinport	77	05/03→06/10	←	01/06→ 05/10	2	11.8116-0292.1	390521	ATE
↓								

























	kw			 	! #		
<b>VAUXHALL - MERIVA Mk I (A) 01/03→06/10</b>							
<b>Feder, Bremssattel</b>							
1.7 CDTI	92	08/06→05/10	←	09/06→	2	11.8116-0292.1 390521	ATE
<b>Führungshülzensatz, Bremssattel</b>							
1.3 CDTI	51	04/05→06/10	←	→ 05/10		11.0101-5407.2 260011	ATE
1.7 CDTI	74	09/03→06/10					
1.7 DTI	55	06/03→06/10					
1.8 i 16V	92	05/03→06/10					
1.3 CDTI	55	01/03→10/09	←	09/03→		11.0101-5407.2 260011	ATE
1.4 16V Twinport	66	01/03→06/10	←	07/04→ 05/10; Felge Lochzahl: 5		11.0101-5407.2 260011	ATE
1.6 i 16V	74	01/03→09/05	←	05/03→		11.0101-5407.2 260011	ATE
1.6 i 16V Twinport	77	05/03→06/10	←	01/06→ 05/10		11.0101-5407.2 260011	ATE
1.7 CDTI	92	08/06→05/10	←	09/06→		11.0101-5407.2 260011	ATE
<b>Führungsbolzen, Bremssattel</b>							
1.3 CDTI	51	04/05→06/10		→ 05/10		11.8171-0008.1 990049	ATE
1.7 CDTI	74	09/03→06/10					
1.7 DTI	55	06/03→06/10					
1.8 i 16V	92	05/03→06/10					
1.3 CDTI	55	01/03→10/09		09/03→		11.8171-0008.1 990049	ATE
1.4 16V Twinport	66	01/03→06/10		07/04→ 05/10; Felge Lochzahl: 5		11.8171-0008.1 990049	ATE
1.6 i 16V	74	01/03→09/05		05/03→		11.8171-0008.1 990049	ATE
1.6 i 16V Twinport	77	05/03→06/10		01/06→ 05/10		11.8171-0008.1 990049	ATE
1.7 CDTI	92	08/06→05/10		09/06→		11.8171-0008.1 990049	ATE
<b>Dichtungssatz, Bremssattel</b>							
1.3 CDTI	51	04/05→06/10	←	→ 05/10		11.0441-5704.2 250034	ATE
1.7 CDTI	74	09/03→06/10					
1.7 DTI	55	06/03→06/10					
1.8 i 16V	92	05/03→06/10					
1.3 CDTI	55	01/03→10/09	←	09/03→		11.0441-5704.2 250034	ATE
1.4 16V Twinport	66	01/03→06/10	←	07/04→ 05/10; Felge Lochzahl: 5		11.0441-5704.2 250034	ATE
1.6 i 16V	74	01/03→09/05	←	05/03→		11.0441-5704.2 250034	ATE
1.6 i 16V Twinport	77	05/03→06/10	←	01/06→ 05/10		11.0441-5704.2 250034	ATE
1.7 CDTI	92	08/06→05/10	←	09/06→		11.0441-5704.2 250034	ATE
<b>Bremsschlauch</b>							
1.3 CDTI	51	04/05→06/10	←	→ 05/10	2	24.5256-0318.3 331426	L= 329
1.7 CDTI	74	09/03→06/10	→	☐; → 05/10		24.5157-0218.3 331095	L= 219 L2= 185 mit Rohrleitung
1.7 DTI	55	06/03→06/10	→	☐; → 05/10		24.5157-0219.3 331096	L= 219 L2= 185 mit Rohrleitung
1.8 i 16V	92	05/03→06/10	→	☐; → 05/10		24.5157-0219.3 331096	L= 219 L2= 185 mit Rohrleitung
1.3 CDTI	55	01/03→10/09	←	09/03→	2	24.5256-0318.3 331426	L= 329
			→	☐; 09/03→		24.5157-0218.3 331095	L= 219 L2= 185 mit Rohrleitung
			→	☐; 09/03→		24.5157-0219.3 331096	L= 219 L2= 185 mit Rohrleitung
1.4 16V Twinport	66	01/03→06/10	←	07/04→ 05/10	2	24.5256-0318.3 331426	L= 329
			→	☐; 07/04→ 05/10		24.5157-0218.3 331095	L= 219 L2= 185 mit Rohrleitung
			→	☐; 07/04→ 05/10		24.5157-0219.3 331096	L= 219 L2= 185 mit Rohrleitung
1.6 i	64	01/03→06/10	←	05/03→ 05/10	2	24.5256-0318.3 331426	L= 329
			→	☐; 05/03→ 05/10		24.5157-0218.3 331095	L= 219 L2= 185 mit Rohrleitung
			→	☐; 05/03→ 05/10		24.5157-0219.3 331096	L= 219 L2= 185 mit Rohrleitung
1.6 i 16V	74	01/03→09/05	←	05/03→	2	24.5256-0318.3 331426	L= 329
			→	☐; 05/03→		24.5157-0218.3 331095	L= 219 L2= 185 mit Rohrleitung
			→	☐; 05/03→		24.5157-0219.3 331096	L= 219 L2= 185 mit Rohrleitung
1.6 i 16V Twinport	77	05/03→06/10	←	01/06→ 05/10	2	24.5256-0318.3 331426	L= 329
			→	☐; 01/06→ 05/10		24.5157-0218.3 331095	L= 219 L2= 185 mit Rohrleitung
			→	☐; 01/06→ 05/10		24.5157-0219.3 331096	L= 219 L2= 185 mit Rohrleitung
1.6 Turbo	132	05/06→06/10	→	☐; → 05/10		24.5157-0218.3 331095	L= 219 L2= 185 mit Rohrleitung
			→	☐; → 05/10		24.5157-0219.3 331096	L= 219 L2= 185 mit Rohrleitung
1.7 CDTI	92	08/06→05/10	←	09/06→	2	24.5256-0318.3 331426	L= 329
			→	☐; 09/06→		24.5157-0218.3 331095	L= 219 L2= 185 mit Rohrleitung
			→	☐; 09/06→		24.5157-0219.3 331096	L= 219 L2= 185 mit Rohrleitung

	kw			 	! #		
<b>VAUXHALL - MERIVA Mk II (B) 06/10→</b>							
<b>Bremssattel</b>							
1.3 CDTi	70	06/10→	←	☐		11.9571-9824.2 220472	ATE Ø 57 - Halter
1.3 CDTi	55	06/10→				24.3571-9824.5 240500	ATE Ø 57 - Halter
1.4	74	06/10→					
1.4	88	06/10→	←	☐		24.3571-9823.5 240499	ATE Ø 57 - Halter
1.4	103	06/10→					
1.4 LPG	88	06/11→	→	☐		24.3384-1775.5 240711	TRW Ø 38 - Halter
1.6 CDTi	81	07/14→	→	☐		24.3384-1776.5 240712	TRW Ø 38 - Halter
1.6 CDTi	100	08/13→					
1.7 CDTi	81	06/10→					
1.7 CDTi	96	06/10→					
1.7 CDTi	74	06/10→					
1.6 CDTi	70	01/14→	←	☐; 03/14→		11.9571-9824.2 220472	ATE Ø 57 - Halter
						24.3571-9824.5 240500	ATE Ø 57 - Halter
			←	☐; 03/14→		24.3571-9823.5 240499	ATE Ø 57 - Halter
			→	☐; 03/14→		24.3384-1775.5 240711	TRW Ø 38 - Halter
			→	☐; 03/14→		24.3384-1776.5 240712	TRW Ø 38 - Halter
<b>Halter, Bremssattel</b>							
1.4	103	06/10→	←			11.8170-0758.1 260120	ATE
1.6 CDTi	81	07/14→					
1.6 CDTi	100	08/13→					
1.7 CDTi	81	06/10→					
1.7 CDTi	96	06/10→					
1.7 CDTi	74	06/10→					
1.6 CDTi	70	01/14→	←	03/14→		11.8170-0758.1 260120	ATE
<b>Feder, Bremssattel</b>							
1.3 CDTi	70	06/10→			2	11.8116-0292.1 390521	ATE
1.3 CDTi	55	06/10→					
1.4	74	06/10→					
1.4	88	06/10→					
1.4	103	06/10→					
1.4 LPG	88	06/11→					
1.6 CDTi	81	07/14→					
1.6 CDTi	100	08/13→					
1.7 CDTi	81	06/10→					
1.7 CDTi	96	06/10→					
1.7 CDTi	74	06/10→					
1.6 CDTi	70	01/14→		03/14→	2	11.8116-0292.1 390521	ATE
<b>Führungshülzensatz, Bremssattel</b>							
1.3 CDTi	70	06/10→	←			11.0101-5407.2 260011	ATE
1.3 CDTi	55	06/10→					
1.4	74	06/10→					
1.4	88	06/10→					
1.4	103	06/10→					
1.4 LPG	88	06/11→					
1.6 CDTi	81	07/14→					
1.6 CDTi	100	08/13→					
1.7 CDTi	81	06/10→					
1.7 CDTi	96	06/10→					
1.7 CDTi	74	06/10→					
1.6 CDTi	70	01/14→	←	03/14→		11.0101-5407.2 260011	ATE
<b>Führungsbolzen, Bremssattel</b>							
1.3 CDTi	70	06/10→				11.8171-0008.1 990049	ATE
1.3 CDTi	55	06/10→					
1.4	74	06/10→					
1.4	88	06/10→					
1.4	103	06/10→					
1.4 LPG	88	06/11→					
1.6 CDTi	81	07/14→					
1.6 CDTi	100	08/13→					
1.7 CDTi	81	06/10→					
1.7 CDTi	96	06/10→					
1.7 CDTi	74	06/10→					
1.6 CDTi	70	01/14→		03/14→		11.8171-0008.1 990049	ATE
<b>Dichtungssatz, Bremssattel</b>							
1.3 CDTi	70	06/10→	←			11.0441-5704.2 250034	ATE
1.3 CDTi	55	06/10→					
1.4	74	06/10→					
1.4	88	06/10→					
1.4	103	06/10→					
1.4 LPG	88	06/11→					
1.6 CDTi	81	07/14→					
1.6 CDTi	100	08/13→					
↓							























































































































































	kw					! #		
<b>VAUXHALL - MERIVA Mk II (B) 06/10→</b>								
<b>Dichtungssatz, Bremssattel</b>								
1.7 CDTi	81	06/10→	←			11.0441-5704.2	250034	ATE
1.7 CDTi	96	06/10→						
1.7 CDTi	74	06/10→						
1.6 CDTi	70	01/14→	←	03/14→		11.0441-5704.2	250034	ATE
<b> Bremsschlauch</b>								
1.3 CDTi	70	06/10→	←		2	24.5241-0429.3	331381	L= 429
1.3 CDTi	55	06/10→						
1.4	74	06/10→	→			24.5157-0218.3	331095	L= 219 L2= 185 mit Rohrleitung
1.4	88	06/10→	→					
1.4	103	06/10→	→			24.5157-0219.3	331096	L= 219 L2= 185 mit Rohrleitung
1.4 LPG	88	06/11→						
1.6 CDTi	81	07/14→						
1.6 CDTi	100	08/13→						
1.7 CDTi	81	06/10→						
1.7 CDTi	96	06/10→						
1.7 CDTi	74	06/10→						
1.6 CDTi	70	01/14→	←	03/14→	2	24.5241-0429.3	331381	L= 429
			→			24.5157-0218.3	331095	L= 219 L2= 185 mit Rohrleitung
			→			24.5157-0219.3	331096	L= 219 L2= 185 mit Rohrleitung
<b>VAUXHALL - MOKKA / MOKKA X 06/12→</b>								
<b> Bremssattel</b>								
1.4	103	04/13→	←			11.9601-2601.2	220913	ATE Ø 60 - Halter
1.4 4x4	103	06/12→						
1.4 4x4	112	06/16→	←			11.9601-2602.2	220914	ATE Ø 60 - Halter
1.6	85	06/12→	→			11.9382-7003.2	220891	ATE Ø 38 - Halter
1.6 CDTi	100	01/15→	→					
1.6 CDTi	81	06/15→	→			11.9382-7004.2	220892	ATE Ø 38 - Halter
1.6 CDTi 4x4	100	01/15→						
1.7 CDTi	96	06/12→						
1.7 CDTi 4x4	96	06/12→						
<b>Zubehörsatz, Bremssattel</b>								
1.4	103	04/13→				11.0103-0001.2	250156	ATE
1.4 4x4	103	06/12→		08.2012→				
1.4 4x4	112	06/16→				11.0103-0002.2	250157	ATE
1.6	85	06/12→						
1.6 CDTi	100	01/15→						
1.6 CDTi	81	06/15→						
1.6 CDTi 4x4	100	01/15→						
1.7 CDTi	96	06/12→						
1.7 CDTi 4x4	96	06/12→						
<b>VAUXHALL - MONTEREY 09/91→07/98</b>								
<b> Bremssattel</b>								
3.1 TD	84	09/91→07/98	←			24.3601-1717.5	240391	AKE Ø 60 - Halter
3.2	130	06/92→07/98	←			24.3601-1718.5	240392	AKE Ø 60 - Halter
			→			24.3411-1701.5	240361	AKE Ø 41 - Halter
			→			24.3411-1702.5	240362	AKE Ø 41 - Halter
<b>VAUXHALL - MONTEREY Mk II 07/98→08/99</b>								
<b> Bremssattel</b>								
3.0 DTi	117	07/98→08/99	←			24.3601-1717.5	240391	AKE Ø 60 - Halter
3.5 V6 24V	158	07/98→08/99	←			24.3601-1718.5	240392	AKE Ø 60 - Halter
			→			24.3411-1701.5	240361	AKE Ø 41 - Halter
			→			24.3411-1702.5	240362	AKE Ø 41 - Halter
<b>VAUXHALL - MOVANO Mk I (A) Chassis/Cab (ED, UD, HD) 10/98→05/10</b>								
<b> Bremssattel</b>								
2.2 DTi	66	09/00→05/10	→			24.3424-1701.5	240561	BOS Ø 42 - Halter
2.5 DTi	84	10/01→05/10						
3.0 DTi	100	10/03→05/10	→			24.3424-1702.5	240562	BOS Ø 42 - Halter
2.5 CDTi	74	04/04→05/10	→			24.3424-1701.5	240561	BOS Ø 42 - Halter
2.5 CDTi	88	08/06→05/10	→			24.3424-1702.5	240562	BOS Ø 42 - Halter
2.5 CDTi	107	08/06→05/10	→					
2.5 D	59	10/98→08/02	→			24.3424-1701.5	240561	BOS Ø 42 - Halter
			→			24.3424-1702.5	240562	BOS Ø 42 - Halter
2.8 DTi	84	10/98→10/01	→			24.3424-1701.5	240561	BOS Ø 42 - Halter
↓								








	kw			 	! #		
<b>VAUXHALL - MOVANO Mk I (A) Chassis/Cab (ED, UD, HD) 10/98→05/10</b>							
 <b>Bremssattel</b>							
2.8 DTI	84	10/98→10/01	➔	☐		24.3424-1702.5 240562	BOS Ø 42 - Halter
 <b>Bremsschlauch</b>							
2.2 DTI 2.5 DTI	66 84	09/00→05/10 10/01→05/10		☐; → 08/03; für Fahrzeuge mit Scheibenbremse an der Hinterachse	2	24.5134-0457.3 330752	L= 457
				☑; → 08/03; für Fahrzeuge mit Scheibenbremse an der Hinterachse	2	24.5134-0468.3 330704	L= 468
				☐; → 08/03; für Fahrzeuge mit Trommelbremse an der Hinterachse	2	24.5134-0518.3 330705	L= 518
				☑; → 08/03; für Fahrzeuge mit Trommelbremse an der Hinterachse	2	24.5134-0562.3 330706	L= 568
			←	09/03→ 08/06	2	24.5111-0510.3 330819	L= 510
			➔	am Bremssattel; → 08/03	2	24.5111-0326.3 330766	L= 326
			➔	☐; 09/03→ 01/10		24.5251-0465.3 330822	L= 465
			➔	☐; 09/03→ 01/10		24.5258-0450.3 330824	L= 450
2.5 CDTI 2.5 CDTI 2.5 CDTI	74 88 107	04/04→05/10 08/06→05/10 08/06→05/10	➔	☐; 09/06→ 01/10		24.5251-0465.3 330822	L= 465
			➔	☐; 09/06→ 01/10		24.5258-0450.3 330824	L= 450
2.5 D	59	10/98→08/02		☐; → 09/00; für Fahrzeuge mit Scheibenbremse an der Hinterachse	2	24.5134-0457.3 330752	L= 457
				☑; → 09/00; für Fahrzeuge mit Scheibenbremse an der Hinterachse	2	24.5134-0468.3 330704	L= 468
				☐; → 09/00; für Fahrzeuge mit Trommelbremse an der Hinterachse	2	24.5134-0518.3 330705	L= 518
				☑; → 09/00; für Fahrzeuge mit Trommelbremse an der Hinterachse	2	24.5134-0562.3 330706	L= 568
			➔	am Bremssattel; → 09/00	2	24.5111-0326.3 330766	L= 326
2.8 DTI	84	10/98→10/01		☐; → 08/03; für Fahrzeuge mit Scheibenbremse an der Hinterachse	2	24.5134-0457.3 330752	L= 457
				☑; → 08/03; für Fahrzeuge mit Scheibenbremse an der Hinterachse	2	24.5134-0468.3 330704	L= 468
				☐; → 08/03; für Fahrzeuge mit Trommelbremse an der Hinterachse	2	24.5134-0518.3 330705	L= 518
				☑; → 08/03; für Fahrzeuge mit Trommelbremse an der Hinterachse	2	24.5134-0562.3 330706	L= 568
			➔	am Bremssattel	2	24.5111-0326.3 330766	L= 326
3.0 DTi	100	10/03→05/10	←	→ 08/06	2	24.5111-0510.3 330819	L= 510
			➔	☐; → 01/10		24.5251-0465.3 330822	L= 465
			➔	☐; → 01/10		24.5258-0450.3 330824	L= 450
<b>VAUXHALL - MOVANO Mk I (A) Combi (JD) 10/98→05/10</b>							
 <b>Bremssattel</b>							
1.9 DTI 2.5 D 2.5 DTI 2.8 DTI	59 59 84 84	09/00→10/01 10/98→09/00 10/01→08/09 10/98→10/01	➔	☐		24.3424-1701.5 240561	BOS Ø 42 - Halter
			➔	☐		24.3424-1702.5 240562	BOS Ø 42 - Halter
1.9 DTI 2.2 DTI 3.0 DTi	60 66 100	10/01→05/10 09/00→05/10 10/03→05/10	➔	☐; → 01/10		24.3424-1701.5 240561	BOS Ø 42 - Halter
2.5 CDTI 2.5 CDTI	74 88	10/01→08/09 02/03→08/09	➔	☐; 09/06→		24.3424-1701.5 240561	BOS Ø 42 - Halter
			➔	☐; 09/06→		24.3424-1702.5 240562	BOS Ø 42 - Halter
2.5 CDTI	107	08/06→05/10	➔	☐; 09/06→ 01/10		24.3424-1701.5 240561	BOS Ø 42 - Halter
			➔	☐; 09/06→ 01/10		24.3424-1702.5 240562	BOS Ø 42 - Halter
↓							

















	kw			 	! #		
<b>VAUXHALL - MOVANO Mk I (A) Combi (JD) 10/98→05/10</b>							
 <b>Bremsschlauch</b>							
1.9 DTI 2.5 D 2.8 DTI	59 59 84	09/00→10/01 10/98→09/00 10/98→10/01		 ; für Fahrzeuge mit Scheibenbremse an der Hinterachse	2	24.5134-0457.3 330752	L= 457
				 ; für Fahrzeuge mit Scheibenbremse an der Hinterachse	2	24.5134-0468.3 330704	L= 468
				 ; für Fahrzeuge mit Trommelbremse an der Hinterachse	2	24.5134-0518.3 330705	L= 518
				 ; für Fahrzeuge mit Trommelbremse an der Hinterachse	2	24.5134-0562.3 330706	L= 568
				am Bremssattel	2	24.5111-0326.3 330766	L= 326
1.9 DTI 2.2 DTI	60 66	10/01→05/10 09/00→05/10		 ; → 08/03; für Fahrzeuge mit Scheibenbremse an der Hinterachse	2	24.5134-0457.3 330752	L= 457
				 ; → 08/03; für Fahrzeuge mit Scheibenbremse an der Hinterachse	2	24.5134-0468.3 330704	L= 468
				 ; → 08/03; für Fahrzeuge mit Trommelbremse an der Hinterachse	2	24.5134-0518.3 330705	L= 518
				 ; → 08/03; für Fahrzeuge mit Trommelbremse an der Hinterachse	2	24.5134-0562.3 330706	L= 568
				09/03→ 08/06	2	24.5111-0510.3 330819	L= 510
				am Bremssattel; → 08/03	2	24.5111-0326.3 330766	L= 326
				 ; 09/03→ 01/10		24.5251-0465.3 330822	L= 465
				 ; 09/03→ 01/10		24.5258-0450.3 330824	L= 450
2.5 CDTI 2.5 CDTI	74 88	10/01→08/09 02/03→08/09		 ; 09/06→		24.5251-0465.3 330822	L= 465
				 ; 09/06→		24.5258-0450.3 330824	L= 450
2.5 CDTI	107	08/06→05/10		 ; 09/06→ 01/10		24.5251-0465.3 330822	L= 465
				 ; 09/06→ 01/10		24.5258-0450.3 330824	L= 450
2.5 DTI	84	10/01→08/09		 ; → 08/03; für Fahrzeuge mit Scheibenbremse an der Hinterachse	2	24.5134-0457.3 330752	L= 457
				 ; → 08/03; für Fahrzeuge mit Scheibenbremse an der Hinterachse	2	24.5134-0468.3 330704	L= 468
				 ; → 08/03; für Fahrzeuge mit Trommelbremse an der Hinterachse	2	24.5134-0518.3 330705	L= 518
				 ; → 08/03; für Fahrzeuge mit Trommelbremse an der Hinterachse	2	24.5134-0562.3 330706	L= 568
				09/03→ 08/06	2	24.5111-0510.3 330819	L= 510
				am Bremssattel; → 08/03	2	24.5111-0326.3 330766	L= 326
				 ; 09/03→		24.5251-0465.3 330822	L= 465
				 ; 09/03→		24.5258-0450.3 330824	L= 450
3.0 DTi	100	10/03→05/10		→ 08/06	2	24.5111-0510.3 330819	L= 510
				 ; → 01/10		24.5251-0465.3 330822	L= 465
				 ; → 01/10		24.5258-0450.3 330824	L= 450
<b>VAUXHALL - MOVANO Mk I (A) Van (FD) 10/98→05/10</b>							
 <b>Bremssattel</b>							
1.9 DTI 2.5 D 2.8 TDI	59 59 84	09/00→10/01 10/98→09/00 10/98→10/01				24.3424-1701.5 240561	BOS Ø 42 - Halter
						24.3424-1702.5 240562	BOS Ø 42 - Halter
1.9 DTI 2.2 DTI 2.5 DTI 3.0 DTi	60 66 84 100	10/01→05/10 09/00→05/10 10/01→05/10 10/03→05/10		 ; → 01/10		24.3424-1701.5 240561	BOS Ø 42 - Halter
				 ; → 01/10		24.3424-1702.5 240562	BOS Ø 42 - Halter
2.5 CDTI 2.5 CDTI 2.5 CDTI	74 88 107	04/04→05/10 08/06→05/10 08/06→05/10		 ; 09/06→ 01/10		24.3424-1701.5 240561	BOS Ø 42 - Halter
				 ; 09/06→ 01/10		24.3424-1702.5 240562	BOS Ø 42 - Halter
							

	kw			 	! #		
<b>VAUXHALL - MOVANO Mk I (A) Van (FD) 10/98→05/10</b>							
 <b>Bremsschlauch</b>							
1.9 DTI 2.5 D 2.8 TDI	59 59 84	09/00→10/01 10/98→09/00 10/98→10/01		 ; für Fahrzeuge mit Scheibenbremse an der Hinterachse	2	24.5134-0457.3 330752	L= 457
				 ; für Fahrzeuge mit Scheibenbremse an der Hinterachse	2	24.5134-0468.3 330704	L= 468
				 ; für Fahrzeuge mit Trommelbremse an der Hinterachse	2	24.5134-0518.3 330705	L= 518
				 ; für Fahrzeuge mit Trommelbremse an der Hinterachse	2	24.5134-0562.3 330706	L= 568
				am Bremssattel	2	24.5111-0326.3 330766	L= 326
1.9 DTI 2.2 DTI 2.5 DTI	60 66 84	10/01→05/10 09/00→05/10 10/01→05/10		 ; → 08/03; für Fahrzeuge mit Scheibenbremse an der Hinterachse	2	24.5134-0457.3 330752	L= 457
				 ; → 08/03; für Fahrzeuge mit Scheibenbremse an der Hinterachse	2	24.5134-0468.3 330704	L= 468
				 ; → 08/03; für Fahrzeuge mit Trommelbremse an der Hinterachse	2	24.5134-0518.3 330705	L= 518
				 ; → 08/03; für Fahrzeuge mit Trommelbremse an der Hinterachse	2	24.5134-0562.3 330706	L= 568
				09/03→ 08/06	2	24.5111-0510.3 330819	L= 510
				am Bremssattel; → 08/03	2	24.5111-0326.3 330766	L= 326
				 ; 09/03→ 01/10		24.5251-0465.3 330822	L= 465
				 ; 09/03→ 01/10		24.5258-0450.3 330824	L= 450
2.5 CDTI 2.5 CDTI 2.5 CDTI	74 88 107	04/04→05/10 08/06→05/10 08/06→05/10		 ; 09/06→ 01/10		24.5251-0465.3 330822	L= 465
				 ; 09/06→ 01/10		24.5258-0450.3 330824	L= 450
3.0 DTi	100	10/03→05/10		→ 08/06	2	24.5111-0510.3 330819	L= 510
				 ; → 01/10		24.5251-0465.3 330822	L= 465
				 ; → 01/10		24.5258-0450.3 330824	L= 450
<b>VAUXHALL - MOVANO Mk II (B) Chassis/Cab 05/10→</b>							
 <b>Bremsschlauch</b>							
2.3 CDTI [RWD] 2.3 CDTI FWD 2.3 CDTI FWD 2.3 CDTI FWD 2.3 CDTI FWD 2.3 CDTI FWD 2.3 CDTI FWD 2.3 CDTI FWD	120 74 81 92 100 107 110 125	05/14→ 05/10→ 05/14→ 05/10→ 05/14→ 05/10→ 01/13→ 11/16→			2	24.5111-0595.3 331495	L= 595
2.3 CDTI FWD	96	10/16→		11/16→	2	24.5111-0595.3 331495	L= 595
<b>VAUXHALL - MOVANO Mk II (B) Combi 05/10→</b>							
 <b>Bremsschlauch</b>							
2.3 CDTI FWD 2.3 CDTI FWD 2.3 CDTI FWD 2.3 CDTI FWD 2.3 CDTI FWD 2.3 CDTI FWD 2.3 CDTI FWD 2.3 CDTI FWD	74 81 92 100 107 110 120 125	05/10→ 05/14→ 05/10→ 05/14→ 05/10→ 01/13→ 05/14→ 07/15→			2	24.5111-0595.3 331495	L= 595
2.3 CDTI FWD	96	10/16→		11/16→	2	24.5111-0595.3 331495	L= 595
<b>VAUXHALL - MOVANO Mk II (B) VAN 05/10→</b>							
 <b>Bremsschlauch</b>							
2.3 CDTI FWD 2.3 CDTI FWD 2.3 CDTI FWD 2.3 CDTI FWD 2.3 CDTI FWD 2.3 CDTI FWD 2.3 CDTI FWD	74 92 100 107 110 120 125	05/10→ 05/10→ 05/14→ 05/10→ 01/13→ 05/14→ 11/16→			2	24.5111-0595.3 331495	L= 595
2.3 CDTI FWD	81	02/12→		05/14→	2	24.5111-0595.3 331495	L= 595
2.3 CDTI FWD	96	10/16→		11/16→	2	24.5111-0595.3 331495	L= 595








	kW			 	! #		
<b>VAUXHALL - OMEGA (B) 12/93→07/03</b>							
<b> Bremssattel</b>							
2.0 2.0	85 85	03/94→09/99 09/95→09/96	←  ; W1000001→ ←  ; W1000001→ →  →  →  ; V →  ; V			24.3571-1705.5 240069 24.3571-1706.5 240070 13.2401-0039.2 210153 24.9240-0039.5 230055 13.2401-0040.2 210154 24.9240-0040.5 230056 13.2421-0043.2 210193 13.2421-0044.2 210194	TRW Ø 57 - Halter TRW Ø 57 - Halter ATE Ø 40 ATE Ø 40 ATE Ø 40 ATE Ø 40 ATE Ø 42 ATE Ø 42
2.0 16V	100	03/94→07/01	←  ; W1000001→; → 09/99 ←  ; W1000001→; → 09/99 →  ; → 09/99 →  ; → 09/99 →  ; → 09/99; V →  ; → 09/99; V			24.3571-1705.5 240069 24.3571-1706.5 240070 13.2401-0039.2 210153 24.9240-0039.5 230055 13.2401-0040.2 210154 24.9240-0040.5 230056 13.2421-0043.2 210193 13.2421-0044.2 210194	TRW Ø 57 - Halter TRW Ø 57 - Halter ATE Ø 40 ATE Ø 40 ATE Ø 40 ATE Ø 40 ATE Ø 42 ATE Ø 42
2.0 DTI 16V	74	01/98→09/00	←  ; → 08/00 ←  ; → 08/00 →  ; → 08/00 →  ; → 08/00 →  ; → 08/00; V →  ; → 08/00; V			24.3571-1705.5 240069 24.3571-1706.5 240070 13.2401-0039.2 210153 24.9240-0039.5 230055 13.2401-0040.2 210154 24.9240-0040.5 230056 13.2421-0043.2 210193 13.2421-0044.2 210194	TRW Ø 57 - Halter TRW Ø 57 - Halter ATE Ø 40 ATE Ø 40 ATE Ø 40 ATE Ø 40 ATE Ø 42 ATE Ø 42
2.2 16V	106	01/94→06/03	←  ; 10/99→ ←  ; 10/99→ →  ; 10/99→ →  ; 10/99→ →  ; 10/99→; V →  ; 10/99→; V			24.3571-1705.5 240069 24.3571-1706.5 240070 13.2401-0039.2 210153 24.9240-0039.5 230055 13.2401-0040.2 210154 24.9240-0040.5 230056 13.2421-0043.2 210193 13.2421-0044.2 210194	TRW Ø 57 - Halter TRW Ø 57 - Halter ATE Ø 40 ATE Ø 40 ATE Ø 40 ATE Ø 40 ATE Ø 42 ATE Ø 42
2.2 DTI 16V 2.6 V6	88 132	08/00→07/03 08/00→07/03	←  ; 09/00→ ←  ; 09/00→ →  ; 09/00→ →  ; 09/00→ →  ; 09/00→; V →  ; 09/00→; V			24.3571-1705.5 240069 24.3571-1706.5 240070 13.2401-0039.2 210153 24.9240-0039.5 230055 13.2401-0040.2 210154 24.9240-0040.5 230056 13.2421-0043.2 210193 13.2421-0044.2 210194	TRW Ø 57 - Halter TRW Ø 57 - Halter ATE Ø 40 ATE Ø 40 ATE Ø 40 ATE Ø 40 ATE Ø 42 ATE Ø 42
2.5 DTI 24V 2.5 TD 2.5 V6 3.0 V6 3.2 V6	110 96 125 155 160	09/01→07/03 04/94→07/01 03/94→09/00 04/94→07/00 02/01→07/03	←  ←  →  →  →  ; V →  ; V			24.3571-1705.5 240069 24.3571-1706.5 240070 13.2401-0039.2 210153 24.9240-0039.5 230055 13.2401-0040.2 210154 24.9240-0040.5 230056 13.2421-0043.2 210193 13.2421-0044.2 210194	TRW Ø 57 - Halter TRW Ø 57 - Halter ATE Ø 40 ATE Ø 40 ATE Ø 40 ATE Ø 40 ATE Ø 42 ATE Ø 42
<b>Feder, Bremssattel</b>							
2.0 2.0 2.0 16V	85 85 100	03/94→09/99 09/95→09/96 03/94→07/01	← → V1999999; nicht für Sonderfahrzeuge / nicht für Poli- zeifahrzeuge	2		11.8116-0292.1 390521	ATE
<b>Führungshülzensatz, Bremssattel</b>							
2.0 2.0 2.0 16V ↓	85 85 100	03/94→09/99 09/95→09/96 03/94→07/01	← → V1999999; nicht für Sonderfahrzeuge / nicht für Poli- zeifahrzeuge			11.0101-5407.2 260011	ATE








	kW			 	! #		
<b>VAUXHALL - OMEGA (B) 12/93→07/03</b>							
<b>Führungsbolzen, Bremsattel</b>							
2.0	85	03/94→09/99	←	→ V1999999;		11.8171-0008.1	990049 ATE
2.0	85	09/95→09/96		nicht für Sonderfahrzeuge / nicht für Polizei-fahrzeuge			
2.0 16V	100	03/94→07/01					
<b>Dichtungssatz, Bremsattel</b>							
2.0	85	03/94→09/99	→			13.0441-4022.2	250149 ATE
2.0	85	09/95→09/96					
2.5 DTI 24V	110	09/01→07/03	→	V		13.0441-4216.2	250093 ATE
2.5 TD	96	04/94→07/01					
2.5 V6	125	03/94→09/00					
3.0 V6	155	04/94→07/00					
3.2 V6	160	02/01→07/03					
2.0 16V	100	03/94→07/01	→	→ 09/99		13.0441-4022.2	250149 ATE
			→	→ 09/99; V		13.0441-4216.2	250093 ATE
2.0 DTI 16V	74	01/98→09/00	→	→ 08/00		13.0441-4022.2	250149 ATE
			→	→ 08/00; V		13.0441-4216.2	250093 ATE
2.2 16V	106	01/94→06/03	→	10/99→		13.0441-4022.2	250149 ATE
			→	10/99→; V		13.0441-4216.2	250093 ATE
2.2 DTI 16V	88	08/00→07/03	→	09/00→		13.0441-4022.2	250149 ATE
2.6 V6	132	08/00→07/03	→	09/00→; V		13.0441-4216.2	250093 ATE
<b>Zubehörsatz, Bremsattel</b>							
2.0	85	03/94→09/99	←	W1000001→		24.0101-3401.2	260043 TRW
2.0	85	09/95→09/96					
2.0 16V	100	03/94→07/01	←	W1000001→; → 09/99		24.0101-3401.2	260043 TRW
2.0 DTI 16V	74	01/98→09/00	←	→ 08/00		24.0101-3401.2	260043 TRW
2.2 16V	106	01/94→06/03	←	10/99→		24.0101-3401.2	260043 TRW
2.2 DTI 16V	88	08/00→07/03	←	09/00→		24.0101-3401.2	260043 TRW
2.6 V6	132	08/00→07/03					
2.5 DTI 24V	110	09/01→07/03	←			24.0101-3401.2	260043 TRW
2.5 TD	96	04/94→07/01					
2.5 V6	125	03/94→09/00					
3.0 V6	155	04/94→07/00					
3.2 V6	160	02/01→07/03					
<b>Bremsschlauch</b>							
2.0	85	03/94→09/99	←		2	83.7216-0404.3	330374 L= 400
2.0	85	09/95→09/96					
2.5 DTI 24V	110	09/01→07/03	→		2	24.5233-0200.3	330425 L= 198
2.5 TD	96	04/94→07/01					
2.5 V6	125	03/94→09/00					
3.0 V6	155	04/94→07/00					
3.2 V6	160	02/01→07/03					
2.0 16V	100	03/94→07/01	←	→ 09/99	2	83.7216-0404.3	330374 L= 400
			→	→ 09/99	2	24.5233-0200.3	330425 L= 198
2.0 DTI 16V	74	01/98→09/00	←	→ 08/00	2	83.7216-0404.3	330374 L= 400
			→	→ 08/00	2	24.5233-0200.3	330425 L= 198
2.2 16V	106	01/94→06/03	←	10/99→	2	83.7216-0404.3	330374 L= 400
			→	10/99→	2	24.5233-0200.3	330425 L= 198
2.2 DTI 16V	88	08/00→07/03	←	09/00→	2	83.7216-0404.3	330374 L= 400
2.6 V6	132	08/00→07/03	→	09/00→	2	24.5233-0200.3	330425 L= 198
<b>VAUXHALL - OMEGA (B) Estate 12/93→06/03</b>							
<b>Bremssattel</b>							
2.0	85	03/94→09/99	←	☐; W1000001→		24.3571-1705.5	240069 TRW Ø 57 - Halter
			←	☐; W1000001→		24.3571-1706.5	240070 TRW Ø 57 - Halter
			→	☐		13.2401-0039.2	210153 ATE Ø 40
						24.9240-0039.5	230055 ATE Ø 40
			→	☐		13.2401-0040.2	210154 ATE Ø 40
			→	☐; V		13.2421-0043.2	210193 ATE Ø 42
			→	☐; V		13.2421-0044.2	210194 ATE Ø 42
2.0 16V	100	03/94→07/01	←	☐; W1000001→; → 09/99		24.3571-1705.5	240069 TRW Ø 57 - Halter
			←	☐; W1000001→; → 09/99		24.3571-1706.5	240070 TRW Ø 57 - Halter
↓							








	kw			 	! #				
<b>VAUXHALL - OMEGA (B) Estate 12/93→06/03</b>									
<b>Bremssattel</b>									
2.0 16V	100	03/94→07/01	→	☐; → 09/99		13.2401-0039.2 210153	ATE Ø 40		
			→	☐; → 09/99		24.9240-0039.5 230055	ATE Ø 40		
			→	☐; → 09/99; V		13.2421-0043.2 210193	ATE Ø 42		
			→	☐; → 09/99; V		13.2421-0044.2 210194	ATE Ø 42		
2.0 DTI 16V	74	01/98→09/00	←	☐; → 08/00		24.3571-1705.5 240069	TRW Ø 57 - Halter		
			←	☐; → 08/00		24.3571-1706.5 240070	TRW Ø 57 - Halter		
			→	☐; → 08/00		13.2401-0039.2 210153	ATE Ø 40		
			→	☐; → 08/00		24.9240-0039.5 230055	ATE Ø 40		
			→	☐; → 08/00		13.2401-0040.2 210154	ATE Ø 40		
			→	☐; → 08/00		24.9240-0040.5 230056	ATE Ø 40		
2.2 16V	106	02/94→06/03	←	☐; 10/99→		24.3571-1705.5 240069	TRW Ø 57 - Halter		
			←	☐; 10/99→		24.3571-1706.5 240070	TRW Ø 57 - Halter		
			→	☐; 10/99→		13.2401-0039.2 210153	ATE Ø 40		
			→	☐; 10/99→		24.9240-0039.5 230055	ATE Ø 40		
			→	☐; 10/99→		13.2401-0040.2 210154	ATE Ø 40		
			→	☐; 10/99→		24.9240-0040.5 230056	ATE Ø 40		
2.2 DTI 16V 2.6 V6	88 132	08/00→06/03 08/00→06/03	←	☐; 09/00→		24.3571-1705.5 240069	TRW Ø 57 - Halter		
			←	☐; 09/00→		24.3571-1706.5 240070	TRW Ø 57 - Halter		
			→	☐; 09/00→		13.2401-0039.2 210153	ATE Ø 40		
			→	☐; 09/00→		24.9240-0039.5 230055	ATE Ø 40		
			→	☐; 09/00→		13.2401-0040.2 210154	ATE Ø 40		
			→	☐; 09/00→		24.9240-0040.5 230056	ATE Ø 40		
2.5 DTI 24V 2.5 TD 2.5 V6 3.0 V6 3.2 V6	110 96 125 155 160	09/01→06/03 04/94→07/01 03/94→09/00 07/94→07/00 02/01→06/03	←	☐		24.3571-1705.5 240069	TRW Ø 57 - Halter		
			←	☐		24.3571-1706.5 240070	TRW Ø 57 - Halter		
			→	☐		13.2401-0039.2 210153	ATE Ø 40		
			→	☐		24.9240-0039.5 230055	ATE Ø 40		
			→	☐		13.2401-0040.2 210154	ATE Ø 40		
			→	☐		24.9240-0040.5 230056	ATE Ø 40		
2.0 2.0 16V	85 100	03/94→09/99 03/94→07/01	←	→ V1999999; nicht für Sonderfahrzeuge / nicht für Polizei- fahrzeuge	2	11.8116-0292.1 390521	ATE		
			<b>Führungshülzensatz, Bremssattel</b>						
			←	→ V1999999; nicht für Sonderfahrzeuge / nicht für Polizei- fahrzeuge		11.0101-5407.2 260011	ATE		
			<b>Führungsbolzen, Bremssattel</b>						
2.0 2.0 16V	85 100	03/94→09/99 03/94→07/01	←	→ V1999999; nicht für Sonderfahrzeuge / nicht für Polizei- fahrzeuge		11.8171-0008.1 990049	ATE		
<b>Dichtungssatz, Bremssattel</b>									
2.0 2.5 DTI 24V 2.5 TD 2.5 V6 3.0 V6 3.2 V6	85 110 96 125 155 160	03/94→09/99 09/01→06/03 04/94→07/01 03/94→09/00 07/94→07/00 02/01→06/03	→			13.0441-4022.2 250149	ATE		
2.0 16V	100	03/94→07/01	→	→ 09/99		13.0441-4022.2 250149	ATE		
			→	→ 09/99; V		13.0441-4216.2 250093	ATE		
↓									








	kw			 	! #		
<b>VAUXHALL - OMEGA (B) Estate 12/93→06/03</b>							
<b>Dichtungssatz, Bremssattel</b>							
2.0 DTI 16V	74	01/98→09/00	➡	→ 08/00		13.0441-4022.2 250149	ATE
			➡	→ 08/00; V		13.0441-4216.2 250093	ATE
2.2 16V	106	02/94→06/03	➡	10/99→		13.0441-4022.2 250149	ATE
			➡	10/99→; V		13.0441-4216.2 250093	ATE
2.2 DTI 16V	88	08/00→06/03	➡	09/00→		13.0441-4022.2 250149	ATE
2.6 V6	132	08/00→06/03	➡	09/00→; V		13.0441-4216.2 250093	ATE
<b>Zubehörsatz, Bremssattel</b>							
2.0	85	03/94→09/99	⬅	W1000001→		24.0101-3401.2 260043	TRW
2.0 16V	100	03/94→07/01	⬅	W1000001→; → 09/99		24.0101-3401.2 260043	TRW
2.0 DTI 16V	74	01/98→09/00	⬅	→ 08/00		24.0101-3401.2 260043	TRW
2.2 16V	106	02/94→06/03	⬅	10/99→		24.0101-3401.2 260043	TRW
2.2 DTI 16V	88	08/00→06/03	⬅	09/00→		24.0101-3401.2 260043	TRW
2.6 V6	132	08/00→06/03	⬅				
2.5 DTI 24V	110	09/01→06/03	⬅			24.0101-3401.2 260043	TRW
2.5 TD	96	04/94→07/01					
2.5 V6	125	03/94→09/00					
3.0 V6	155	07/94→07/00					
3.2 V6	160	02/01→06/03					
<b>Bremsschlauch</b>							
2.0	85	03/94→09/99	⬅		2	83.7216-0404.3 330374	L= 400
2.5 DTI 24V	110	09/01→06/03	➡		2	24.5233-0200.3 330425	L= 198
2.5 TD	96	04/94→07/01					
2.5 V6	125	03/94→09/00					
3.0 V6	155	07/94→07/00					
3.2 V6	160	02/01→06/03					
2.0 16V	100	03/94→07/01	⬅	→ 09/99	2	83.7216-0404.3 330374	L= 400
			➡	→ 09/99	2	24.5233-0200.3 330425	L= 198
2.0 DTI 16V	74	01/98→09/00	⬅	→ 08/00	2	83.7216-0404.3 330374	L= 400
			➡	→ 08/00	2	24.5233-0200.3 330425	L= 198
2.2 16V	106	02/94→06/03	⬅	10/99→	2	83.7216-0404.3 330374	L= 400
			➡	10/99→	2	24.5233-0200.3 330425	L= 198
2.2 DTI 16V	88	08/00→06/03	⬅	09/00→	2	83.7216-0404.3 330374	L= 400
2.6 V6	132	08/00→06/03	➡	09/00→	2	24.5233-0200.3 330425	L= 198
<b>VAUXHALL - SIGNUM 03/03→10/08</b>							
<b>Bremssattel</b>							
1.8	90	06/03→07/05	⬅	☐; 51066207→; für Fahrzeuge mit Sportfahrwerk		11.9571-9779.2 220657	ATE Ø 57 - Halter
1.9 CDTI	88	04/04→03/08					
1.9 CDTI 16V	110	04/04→03/08	⬅	☐; 51066207→; für Fahrzeuge mit Sportfahrwerk		11.9571-9780.2 220658	ATE Ø 57 - Halter
2.2 DTI	92	05/03→05/08					
2.2 i	114	05/03→05/08	⬅	☐; für Fahrzeuge ohne Sportfahrwerk; nur paarweise austauschen		11.9571-9781.2 220659	ATE Ø 57 - Halter
			➡	☐; → 41085480		11.9407-7001.2 220573	ATE Ø 40 - Halter
			➡	☐; → 41085480		11.9407-7002.2 220574	ATE Ø 40 - Halter
			➡	☐; → 41085480; V		11.9407-7003.2 220835	ATE Ø 40 - Halter
			➡	☐; → 41085480; V		11.9407-7004.2 220836	ATE Ø 40 - Halter
			➡	☐; 41085481→		11.9407-7005.2 220637	ATE Ø 40 - Halter
			➡	☐; 41085481→		11.9407-7006.2 220638	ATE Ø 40 - Halter
			➡	☐; 41085481→; V		11.9407-7007.2 220867	ATE Ø 40 - Halter
			➡	☐; 41085481→; V		11.9407-7008.2 220868	ATE Ø 40 - Halter
1.8	103	08/05→05/08	⬅	☐; 09/05→; für Polizeifahrzeuge		11.9571-9779.2 220657	ATE Ø 57 - Halter
			⬅	☐; 09/05→; für Polizeifahrzeuge		11.9571-9780.2 220658	ATE Ø 57 - Halter
			⬅	☐; 09/05→; nicht für Polizeifahrzeuge; nur paarweise austauschen		11.9571-9781.2 220659	ATE Ø 57 - Halter
			➡	☐; 09/05→		11.9407-7005.2 220637	ATE Ø 40 - Halter
			➡	☐; 09/05→		11.9407-7006.2 220638	ATE Ø 40 - Halter
1.9 Turbo	74	01/05→05/08	⬅	☐; für Fahrzeuge ohne Sportfahrwerk; nur paarweise austauschen		11.9571-9781.2 220659	ATE Ø 57 - Halter
2.0 DTI	74	05/03→05/08	➡	☐; → 41085480		11.9407-7001.2 220573	ATE Ø 40 - Halter
↓							











	kw			 	! #		
<b>VAUXHALL - SIGNUM 03/03→10/08</b>							
<b>Bremssattel</b>							
1.9 Turbo 2.0 DTI	74 74	01/05→05/08 05/03→05/08	➔ ➔ ➔ ➔ ➔ ➔ ➔	☐; → 41085480 ☐; → 41085480; V ☐; → 41085480; V ☐; 41085481→ ☐; 41085481→ ☐; 41085481→; V ☐; 41085481→; V		11.9407-7002.2 220574 11.9407-7003.2 220835 11.9407-7004.2 220836 11.9407-7005.2 220637 11.9407-7006.2 220638 11.9407-7007.2 220867 11.9407-7008.2 220868	ATE Ø 40 - Halter ATE Ø 40 - Halter ATE Ø 40 - Halter ATE Ø 40 - Halter ATE Ø 40 - Halter ATE Ø 40 - Halter ATE Ø 40 - Halter
2.0 i Turbo	129	03/03→10/08	⬅ ⬅ ➔ ➔ ➔ ➔	☐; 51066207→; → 05/08 ☐; 51066207→; → 05/08 ☐; 05/03→; → 41085480; V ☐; 05/03→; → 41085480; V ☐; 41085481→; → 05/08; V ☐; 41085481→; → 05/08; V		11.9571-9779.2 220657 11.9571-9780.2 220658 11.9407-7003.2 220835 11.9407-7004.2 220836 11.9407-7007.2 220867 11.9407-7008.2 220868	ATE Ø 57 - Halter ATE Ø 57 - Halter ATE Ø 40 - Halter ATE Ø 40 - Halter ATE Ø 40 - Halter ATE Ø 40 - Halter
2.8 V6 Turbo	169	07/05→05/08	⬅ ⬅ ➔ ➔	☐; 09/05→ ☐; 09/05→ ☐; 09/05→; V ☐; 09/05→; V		11.9606-9971.2 220589 11.9606-9972.2 220590 11.9407-7007.2 220867 11.9407-7008.2 220868	ATE Ø 60 - Halter ATE Ø 60 - Halter ATE Ø 40 - Halter ATE Ø 40 - Halter
2.8 V6 Turbo	184	05/07→10/08	⬅ ⬅ ➔ ➔	☐; → 05/08 ☐; → 05/08 ☐; → 05/08; V ☐; → 05/08; V		11.9606-9971.2 220589 11.9606-9972.2 220590 11.9407-7007.2 220867 11.9407-7008.2 220868	ATE Ø 60 - Halter ATE Ø 60 - Halter ATE Ø 40 - Halter ATE Ø 40 - Halter
3.0 CDTi 3.2 V6	130 155	05/03→05/08 05/03→05/08	⬅ ⬅ ➔ ➔ ➔ ➔	☐; 31068239→ 51999999 ☐; 31068239→ 51999999 ☐; → 41085480; V ☐; → 41085480; V ☐; 41085481→; V ☐; 41085481→; V		11.9606-9971.2 220589 11.9606-9972.2 220590 11.9407-7003.2 220835 11.9407-7004.2 220836 11.9407-7007.2 220867 11.9407-7008.2 220868	ATE Ø 60 - Halter ATE Ø 60 - Halter ATE Ø 40 - Halter ATE Ø 40 - Halter ATE Ø 40 - Halter ATE Ø 40 - Halter
3.0 V6 CDTI	135	07/05→06/08	⬅ ⬅ ➔ ➔	☐; 09/05→ 05/08 ☐; 09/05→ 05/08 ☐; 09/05→ 05/08; V ☐; 09/05→ 05/08; V		11.9606-9971.2 220589 11.9606-9972.2 220590 11.9407-7007.2 220867 11.9407-7008.2 220868	ATE Ø 60 - Halter ATE Ø 60 - Halter ATE Ø 40 - Halter ATE Ø 40 - Halter
<b>Bremssattelachssatz</b>							
1.8 1.9 CDTI 1.9 CDTI 16V 2.2 DTI 2.2 i	90 88 110 92 114	06/03→07/05 04/04→03/08 04/04→03/08 05/03→05/08 05/03→05/08	⬅ ⬅ ⬅ ⬅ ⬅	→ 51066206; für Fahrzeuge mit Sportfahrwerk	2	11.0530-0004.2 220933	ATE Ø 57 - Halter
2.0 i Turbo	129	03/03→10/08	⬅	05/03→; → 51066206	2	11.0530-0004.2 220933	ATE Ø 57 - Halter
3.0 CDTi 3.2 V6	130 155	05/03→05/08 05/03→05/08	⬅ ⬅	→ 31068238	2	11.0530-0004.2 220933	ATE Ø 57 - Halter
<b>Halter, Bremssattel</b>							
1.8 1.9 CDTI 1.9 CDTI 16V 1.9 Turbo 2.0 DTI 2.2 DTI 2.2 i	90 88 110 74 74 92 114	06/03→07/05 04/04→03/08 04/04→03/08 01/05→05/08 05/03→05/08 05/03→05/08 05/03→05/08	➔ ➔ ➔ ➔ ➔ ➔ ➔	→ 41085480 41085481→		11.8170-0633.1 260117 11.8170-0633.1 260117	ATE ATE
1.8	103	08/05→05/08	➔	09/05→		11.8170-0633.1 260117	ATE
<b>Feder, Bremssattel</b>							
1.8 1.9 CDTI 1.9 CDTI 16V 2.2 DTI 2.2 i	90 88 110 92 114	06/03→07/05 04/04→03/08 04/04→03/08 05/03→05/08 05/03→05/08		für Fahrzeuge ohne Sportfahrwerk 41085481→ → 41085480 → 51066206; für Fahrzeuge mit Sportfahrwerk 51066207→; für Fahrzeuge mit Sportfahrwerk für Fahrzeuge ohne Sportfahrwerk	2 2 2 2 2	11.8116-0295.2 390524 11.8116-0340.1 390595 11.8116-0340.1 390595 11.8116-0325.2 390461 11.8116-0356.1 390586 11.8116-0356.1 390586	ATE ATE ATE ATE ATE ATE
↓							










	kw			 	! #			
<b>VAUXHALL - SIGNUM 03/03→10/08</b>								
<b>Feder, Bremssattel</b>								
1.8	103	08/05→05/08		09/05→; nicht für Polizeifahrzeuge	2	11.8116-0295.2	390524	ATE
				09/05→	2	11.8116-0340.1	390595	ATE
			←	09/05→; für Polizeifahrzeuge	2	11.8116-0356.1	390586	ATE
			←	09/05→; nicht für Polizeifahrzeuge	2	11.8116-0356.1	390586	ATE
1.9 Turbo 2.0 DTI	74 74	01/05→05/08 05/03→05/08		für Fahrzeuge ohne Sportfahrwerk	2	11.8116-0295.2	390524	ATE
				41085481→	2	11.8116-0340.1	390595	ATE
				→ 41085480	2	11.8116-0340.1	390595	ATE
	←	für Fahrzeuge ohne Sportfahrwerk	2	11.8116-0356.1	390586	ATE		
2.0 i Turbo	129	03/03→10/08		05/03→; → 41085480	2	11.8116-0340.1	390595	ATE
				41085481→; → 05/08	2	11.8116-0340.1	390595	ATE
			←	05/03→; → 51066206	2	11.8116-0325.2	390461	ATE
			←	51066207→; → 05/08	2	11.8116-0356.1	390586	ATE
2.8 V6 Turbo	169	07/05→05/08		09/05→	2	11.8116-0340.1	390595	ATE
			←	09/05→	2	11.8116-0345.2	390596	ATE
2.8 V6 Turbo	184	05/07→10/08		→ 05/08	2	11.8116-0340.1	390595	ATE
			←	→ 05/08	2	11.8116-0345.2	390596	ATE
3.0 CDTi 3.2 V6	130 155	05/03→05/08 05/03→05/08		41085481→	2	11.8116-0340.1	390595	ATE
				→ 41085480	2	11.8116-0340.1	390595	ATE
			←	→ 31068238	2	11.8116-0325.2	390461	ATE
	←	31068239→ 51999999	2	11.8116-0345.2	390596	ATE		
3.0 V6 CDTI	135	07/05→06/08		09/05→ 05/08	2	11.8116-0340.1	390595	ATE
			←	09/05→ 05/08	2	11.8116-0345.2	390596	ATE
<b>Führungshülzensatz, Bremssattel</b>								
1.8 1.9 CDTi 1.9 CDTi 16V 2.2 DTI 2.2 i	90 88 110 92 114	06/03→07/05 04/04→03/08 04/04→03/08 05/03→05/08 05/03→05/08	←	→ 51066206; für Fahrzeuge mit Sportfahrwerk		11.0101-5407.2	260011	ATE
			←	für Fahrzeuge ohne Sportfahrwerk		11.0101-5407.2	260011	ATE
			←	51066207→; für Fahrzeuge mit Sportfahrwerk		11.0101-5407.2	260011	ATE
			→	→ 41085480		11.0101-5407.2	260011	ATE
			→	41085481→		11.0101-5407.2	260011	ATE
1.8	103	08/05→05/08	←	09/05→; nicht für Polizeifahrzeuge		11.0101-5407.2	260011	ATE
			←	09/05→; für Polizeifahrzeuge		11.0101-5407.2	260011	ATE
			→	09/05→		11.0101-5407.2	260011	ATE
1.9 Turbo 2.0 DTI	74 74	01/05→05/08 05/03→05/08	←	für Fahrzeuge ohne Sportfahrwerk		11.0101-5407.2	260011	ATE
			→	41085481→		11.0101-5407.2	260011	ATE
			→	→ 41085480		11.0101-5407.2	260011	ATE
2.0 i Turbo	129	03/03→10/08	←	05/03→; → 51066206		11.0101-5407.2	260011	ATE
			←	51066207→; → 05/08		11.0101-5407.2	260011	ATE
			→	41085481→; → 05/08		11.0101-5407.2	260011	ATE
			→	05/03→; → 41085480		11.0101-5407.2	260011	ATE
2.8 V6 Turbo	169	07/05→05/08	←	09/05→		11.0101-5407.2	260011	ATE
			→	09/05→		11.0101-5407.2	260011	ATE
2.8 V6 Turbo	184	05/07→10/08	←	→ 05/08		11.0101-5407.2	260011	ATE
			→	→ 05/08		11.0101-5407.2	260011	ATE
3.0 CDTi 3.2 V6	130 155	05/03→05/08 05/03→05/08	←	→ 31068238		11.0101-5407.2	260011	ATE
			←	31068239→ 51999999		11.0101-5407.2	260011	ATE
			→	→ 41085480		11.0101-5407.2	260011	ATE
	→	41085481→		11.0101-5407.2	260011	ATE		
3.0 V6 CDTI	135	07/05→06/08	←	09/05→ 05/08		11.0101-5407.2	260011	ATE
			→	09/05→ 05/08		11.0101-5407.2	260011	ATE
<b>Führungsbolzen, Bremssattel</b>								
1.8 1.9 CDTi 1.9 CDTi 16V 2.2 DTI 2.2 i ↓	90 88 110 92 114	06/03→07/05 04/04→03/08 04/04→03/08 05/03→05/08 05/03→05/08		41085481→		11.8171-0008.1	990049	ATE
				→ 41085480		11.8171-0008.1	990049	ATE
				→ 51066206; für Fahrzeuge mit Sportfahrwerk		11.8171-0008.1	990049	ATE

	kW			 	! #		
<b>VAUXHALL - SIGNUM 03/03→10/08</b>							
<b>Führungsbolzen, Bremssattel</b>							
1.8	90	06/03→07/05		für Fahrzeuge ohne Sportfahrwerk		11.8171-0008.1 990049	ATE
1.9 CDTi	88	04/04→03/08		51066207→; für Fahrzeuge mit Sportfahrwerk		11.8171-0008.1 990049	ATE
1.9 CDTi 16V	110	04/04→03/08					
2.2 DTi	92	05/03→05/08					
2.2 i	114	05/03→05/08					
1.8	103	08/05→05/08		09/05→		11.8171-0008.1 990049	ATE
				09/05→; nicht für Polizeifahrzeuge		11.8171-0008.1 990049	ATE
				09/05→; für Polizeifahrzeuge		11.8171-0008.1 990049	ATE
1.9 Turbo	74	01/05→05/08		→ 41085480		11.8171-0008.1 990049	ATE
2.0 DTi	74	05/03→05/08		41085481→		11.8171-0008.1 990049	ATE
				für Fahrzeuge ohne Sportfahrwerk		11.8171-0008.1 990049	ATE
2.0 i Turbo	129	03/03→10/08		05/03→; → 41085480		11.8171-0008.1 990049	ATE
				41085481→; → 05/08		11.8171-0008.1 990049	ATE
				05/03→; → 51066206		11.8171-0008.1 990049	ATE
				51066207→; → 05/08		11.8171-0008.1 990049	ATE
2.8 V6 Turbo	169	07/05→05/08		09/05→		11.8171-0008.1 990049	ATE
2.8 V6 Turbo	184	05/07→10/08		→ 05/08		11.8171-0008.1 990049	ATE
3.0 CDTi	130	05/03→05/08		41085481→		11.8171-0008.1 990049	ATE
3.2 V6	155	05/03→05/08		→ 41085480		11.8171-0008.1 990049	ATE
				→ 31068238		11.8171-0008.1 990049	ATE
				31068239→ 51999999		11.8171-0008.1 990049	ATE
3.0 V6 CDTi	135	07/05→06/08		09/05→ 05/08		11.8171-0008.1 990049	ATE
<b>Dichtungssatz, Bremssattel</b>							
2.8 V6 Turbo	169	07/05→05/08	←	09/05→		11.0441-6008.2 250038	ATE für Kolben-Ø [mm]: 60
2.8 V6 Turbo	184	05/07→10/08	←	→ 05/08		11.0441-6008.2 250038	ATE für Kolben-Ø [mm]: 60
3.0 CDTi	130	05/03→05/08	←	31068239→ 51999999		11.0441-6008.2 250038	ATE für Kolben-Ø [mm]: 60
3.2 V6	155	05/03→05/08					
3.0 V6 CDTi	135	07/05→06/08	←	09/05→ 05/08		11.0441-6008.2 250038	ATE für Kolben-Ø [mm]: 60
<b>Bremsschlauch</b>							
1.8	90	06/03→07/05	←		2	83.7807-0412.3 331098	L= 412
1.9 CDTi	88	04/04→03/08					
1.9 CDTi 16V	110	04/04→03/08	→		2	24.5259-0315.3 330882	L= 315
1.9 Turbo	74	01/05→05/08					
2.0 DTi	74	05/03→05/08					
2.2 DTi	92	05/03→05/08					
2.2 i	114	05/03→05/08					
3.0 CDTi	130	05/03→05/08					
3.2 V6	155	05/03→05/08					
1.8	103	08/05→05/08	←	09/05→	2	83.7807-0412.3 331098	L= 412
2.8 V6 Turbo	169	07/05→05/08	→	09/05→	2	24.5259-0315.3 330882	L= 315
2.0 i Turbo	129	03/03→10/08	←	05/03→ 05/08	2	83.7807-0412.3 331098	L= 412
			→	05/03→ 05/08	2	24.5259-0315.3 330882	L= 315
2.8 V6 Turbo	184	05/07→10/08	←	→ 05/08	2	83.7807-0412.3 331098	L= 412
			→	→ 05/08	2	24.5259-0315.3 330882	L= 315
3.0 V6 CDTi	135	07/05→06/08	←	09/05→ 05/08	2	83.7807-0412.3 331098	L= 412
			→	09/05→ 05/08	2	24.5259-0315.3 330882	L= 315
<b>VAUXHALL - TIGRA Mk I (F07) 07/94→12/00</b>							
<b>Bremssattel</b>							
1.4 16V	66	07/94→12/00	←	☐		11.9481-9871.2 220681	ATE Ø 48 - Halter
			←	☐		11.9481-9872.2 220682	ATE Ø 48 - Halter
1.6 16V	78	07/94→12/00	←	☐; → 08/98		11.9481-9871.2 220681	ATE Ø 48 - Halter
			←	☐; → 08/98		11.9481-9872.2 220682	ATE Ø 48 - Halter
<b>Feder, Bremssattel</b>							
1.4 16V	66	07/94→12/00	←		2	11.8116-0129.1 390591	ATE
1.6 16V	78	07/94→12/00	←	→ 08/98	2	11.8116-0129.1 390591	ATE
<b>Führungshülzensatz, Bremssattel</b>							
1.4 16V	66	07/94→12/00	←			11.0101-5407.2 260011	ATE
1.6 16V	78	07/94→12/00	←	→ 08/98		11.0101-5407.2 260011	ATE
↓							








	kw					! #		
<b>VAUXHALL - TIGRA Mk I (F07) 07/94→12/00</b>								
<b>Führungsbolzen, Bremsattel</b>								
1.4 16V	66	07/94→12/00	←			11.8171-0008.1	990049	ATE
1.6 16V	78	07/94→12/00	←	→ 08/98		11.8171-0008.1	990049	ATE
<b>Dichtungssatz, Bremsattel</b>								
1.4 16V	66	07/94→12/00	←			11.0441-4811.2	250024	ATE
1.6 16V	78	07/94→12/00	←	→ 08/98		11.0441-4811.2	250024	ATE
<b>Bremsschlauch</b>								
1.4 16V	66	07/94→12/00	←		2	24.5231-0320.3	330496	L= 320
			→		2	24.5233-0200.3	330425	L= 198
1.6 16V	78	07/94→12/00	←	→ 08/98	2	24.5231-0320.3	330496	L= 320
			→	→ 08/98	2	24.5233-0200.3	330425	L= 198
<b>VAUXHALL - TIGRA TwinTop 06/04→08/09</b>								
<b>Bremssattel</b>								
1.3 CDTI	51	06/04→08/09	→	☐		24.3347-1713.5	240701	TRW Ø 34 - Halter
1.4	66	06/04→08/09	→	☐		24.3347-1714.5	240702	TRW Ø 34 - Halter
1.8	92	06/04→08/09	→	☐				
<b>Bremsschlauch</b>								
1.3 CDTI	51	06/04→08/09	←		2	24.5256-0298.3	330756	L= 298
1.4	66	06/04→08/09	→		2	24.5240-0195.3	330753	L= 195
1.8	92	06/04→08/09	→					
<b>VAUXHALL - VECTRA (B) 08/95→03/02</b>								
<b>Bremssattel</b>								
1.6 i	55	08/95→10/01	←	☐; 09/95→; → W7999999		24.3521-1701.5	240001	ATE Ø 52 - Halter
			←	☐; 09/95→; → W7999999		24.3521-1702.5	240002	ATE Ø 52 - Halter
			←	☐; X1000001→		24.3571-1761.5	240461	ATE Ø 57 - Halter
			←	☐; X1000001→		24.3571-1762.5	240462	ATE Ø 57 - Halter
1.6 i 16V	74	08/95→10/01	←	☐; 09/95→; → W7999999		24.3521-1701.5	240001	ATE Ø 52 - Halter
			←	☐; 09/95→; → W7999999		24.3521-1702.5	240002	ATE Ø 52 - Halter
			←	☐; X1000001→		24.3571-1761.5	240461	ATE Ø 57 - Halter
			←	☐; X1000001→		24.3571-1762.5	240462	ATE Ø 57 - Halter
			→	☐; 09/95→; → V7999999		13.2351-0025.2	210210	ATE Ø 35
			→	☐; 09/95→; → V7999999		13.2351-0026.2	210211	ATE Ø 35
			→	☐; W1000001→		13.2351-0051.2	210180	ATE Ø 35
			→	☐; W1000001→		13.2351-0052.2	210181	ATE Ø 35
			→	☐; W1000001→		24.9235-0051.5	230003	ATE Ø 35
			→	☐; W1000001→		24.9235-0052.5	230004	ATE Ø 35
1.7 TD	60	10/95→11/96	←	☐		24.3521-1701.5	240001	ATE Ø 52 - Halter
			←	☐		24.3521-1702.5	240002	ATE Ø 52 - Halter
			→	☐; → V7999999		13.2351-0025.2	210210	ATE Ø 35
			→	☐; → V7999999		13.2351-0026.2	210211	ATE Ø 35
			→	☐; W1000001→		13.2351-0051.2	210180	ATE Ø 35
			→	☐; W1000001→		13.2351-0052.2	210181	ATE Ø 35
			→	☐; W1000001→		24.9235-0051.5	230003	ATE Ø 35
			→	☐; W1000001→		24.9235-0052.5	230004	ATE Ø 35
1.8 Dualfuel 1.8 i 16V 1.8 i 16V	92	09/00→03/02	←	☐; → W7999999		24.3521-1701.5	240001	ATE Ø 52 - Halter
			←	☐; → W7999999		24.3521-1702.5	240002	ATE Ø 52 - Halter
	85 92	10/95→09/00 09/00→03/02	←	☐; X1000001→		24.3571-1761.5	240461	ATE Ø 57 - Halter
			←	☐; X1000001→		24.3571-1762.5	240462	ATE Ø 57 - Halter
			→	☐; → V7999999		13.2351-0025.2	210210	ATE Ø 35
			→	☐; → V7999999		13.2351-0026.2	210211	ATE Ø 35
			→	☐; W1000001→		13.2351-0051.2	210180	ATE Ø 35
			→	☐; W1000001→		13.2351-0052.2	210181	ATE Ø 35
			→	☐; W1000001→		24.9235-0051.5	230003	ATE Ø 35
			→	☐; W1000001→		24.9235-0052.5	230004	ATE Ø 35

	kW			 	! #		
<b>VAUXHALL - VECTRA (B) 08/95→03/02</b>							
<b>Bremssattel</b>							
1.8 Dualfuel 1.8 i 16V 1.8 i 16V	92 85 92	09/00→03/02 10/95→09/00 09/00→03/02	➡	☐; W1000001→		24.9235-0052.5 230004	ATE Ø 35
2.0 DI 16V	60	08/95→10/01	←	☐; 11/96→; → W7999999		24.3521-1701.5 240001	ATE Ø 52 - Halter
			←	☐; 11/96→; → W7999999		24.3521-1702.5 240002	ATE Ø 52 - Halter
			←	☐; X1000001→		24.3571-1761.5 240461	ATE Ø 57 - Halter
			←	☐; X1000001→		24.3571-1762.5 240462	ATE Ø 57 - Halter
2.0 DTI 16V	74	08/95→10/01	←	☐; 06/97→; → W7999999		24.3521-1701.5 240001	ATE Ø 52 - Halter
			←	☐; 06/97→; → W7999999		24.3521-1702.5 240002	ATE Ø 52 - Halter
			←	☐; X1000001→		24.3571-1761.5 240461	ATE Ø 57 - Halter
			←	☐; X1000001→		24.3571-1762.5 240462	ATE Ø 57 - Halter
			➡	☐; 06/97→; → V7999999		13.2351-0025.2 210210	ATE Ø 35
			➡	☐; 06/97→; → V7999999		13.2351-0026.2 210211	ATE Ø 35
			➡	☐; W1000001→		13.2351-0051.2 210180	ATE Ø 35
			➡	☐; W1000001→		13.2351-0052.2 210181	ATE Ø 35
			➡	☐; W1000001→		24.9235-0051.5 230003	ATE Ø 35
			➡	☐; W1000001→		24.9235-0052.5 230004	ATE Ø 35
2.0 i 16V 2.5 i GSi 2.5 i V6	100 143 125	10/95→01/01 03/98→07/00 09/95→08/00	←	☐		24.3571-1761.5 240461	ATE Ø 57 - Halter
			←	☐		24.3571-1762.5 240462	ATE Ø 57 - Halter
			➡	☐; → V7999999		13.2351-0025.2 210210	ATE Ø 35
			➡	☐; → V7999999		13.2351-0026.2 210211	ATE Ø 35
			➡	☐; W1000001→		13.2351-0051.2 210180	ATE Ø 35
			➡	☐; W1000001→		13.2351-0052.2 210181	ATE Ø 35
			➡	☐; W1000001→		24.9235-0051.5 230003	ATE Ø 35
			➡	☐; W1000001→		24.9235-0052.5 230004	ATE Ø 35
2.2 DTI 16V 2.2 i 16V	92 108	08/95→10/01 08/95→10/01	←	☐; 09/00→		24.3571-1761.5 240461	ATE Ø 57 - Halter
			←	☐; 09/00→		24.3571-1762.5 240462	ATE Ø 57 - Halter
			➡	☐; 09/00→		13.2351-0051.2 210180	ATE Ø 35
			➡	☐; 09/00→		13.2351-0052.2 210181	ATE Ø 35
			➡	☐; 09/00→		24.9235-0051.5 230003	ATE Ø 35
			➡	☐; 09/00→		24.9235-0052.5 230004	ATE Ø 35
2.6 i V6	125	09/00→03/02	←	☐		24.3571-1761.5 240461	ATE Ø 57 - Halter
			←	☐		24.3571-1762.5 240462	ATE Ø 57 - Halter
			➡	☐		13.2351-0051.2 210180	ATE Ø 35
			➡	☐		13.2351-0052.2 210181	ATE Ø 35
			➡	☐		24.9235-0051.5 230003	ATE Ø 35
			➡	☐		24.9235-0052.5 230004	ATE Ø 35
<b>Feder, Bremssattel</b>							
1.6 i 1.6 i 16V	55 74	08/95→10/01 08/95→10/01		09/95→; → W7999999 X1000001→	2 2	11.8116-0097.1 390590 11.8116-0292.1 390521	ATE ATE
1.7 TD	60	10/95→11/96			2	11.8116-0097.1 390590	ATE
1.8 Dualfuel 1.8 i 16V 1.8 i 16V	92 85 92	09/00→03/02 10/95→09/00 09/00→03/02		→ W7999999 X1000001→	2 2	11.8116-0097.1 390590 11.8116-0292.1 390521	ATE ATE
2.0 DI 16V	60	08/95→10/01		11/96→; → W7999999	2	11.8116-0097.1 390590	ATE
				X1000001→	2	11.8116-0292.1 390521	ATE
2.0 DTI 16V	74	08/95→10/01		06/97→; → W7999999	2	11.8116-0097.1 390590	ATE
				X1000001→	2	11.8116-0292.1 390521	ATE
2.0 i 16V 2.5 i GSi 2.5 i V6 2.6 i V6	100 143 125 125	10/95→01/01 03/98→07/00 09/95→08/00 09/00→03/02			2	11.8116-0292.1 390521	ATE
2.2 DTI 16V 2.2 i 16V	92 108	08/95→10/01 08/95→10/01		09/00→	2	11.8116-0292.1 390521	ATE
<b>Führungshülsensatz, Bremssattel</b>							
1.6 i 1.6 i 16V	55 74	08/95→10/01 08/95→10/01	←	09/95→; → W7999999 X1000001→		11.0101-5407.2 260011 11.0101-5407.2 260011	ATE ATE
↓							

	kW			 	! #		
<b>VAUXHALL - VECTRA (B) 08/95→03/02</b>							
<b>Führungshülzensatz, Bremssattel</b>							
1.7 TD 2.0 i 16V 2.5 i GSi 2.5 i V6 2.6 i V6	60 100 143 125 125	10/95→11/96 10/95→01/01 03/98→07/00 09/95→08/00 09/00→03/02	←			11.0101-5407.2 260011	ATE
1.8 Dualfuel 1.8 i 16V 1.8 i 16V	92 85 92	09/00→03/02 10/95→09/00 09/00→03/02	←	X1000001→		11.0101-5407.2 260011	ATE
			←	→ W7999999		11.0101-5407.2 260011	ATE
2.0 DI 16V	60	08/95→10/01	←	11/96→; → W7999999		11.0101-5407.2 260011	ATE
			←	X1000001→		11.0101-5407.2 260011	ATE
2.0 DTI 16V	74	08/95→10/01	←	X1000001→		11.0101-5407.2 260011	ATE
			←	06/97→; → W7999999		11.0101-5407.2 260011	ATE
2.2 DTI 16V 2.2 i 16V	92 108	08/95→10/01 08/95→10/01	←	09/00→		11.0101-5407.2 260011	ATE
<b>Führungsbolzen, Bremssattel</b>							
1.6 i 1.6 i 16V	55 74	08/95→10/01 08/95→10/01		09/95→; → W7999999		11.8171-0008.1 990049	ATE
			←	X1000001→		11.8171-0008.1 990049	ATE
1.7 TD	60	10/95→11/96				11.8171-0008.1 990049	ATE
1.8 Dualfuel 1.8 i 16V 1.8 i 16V	92 85 92	09/00→03/02 10/95→09/00 09/00→03/02		→ W7999999		11.8171-0008.1 990049	ATE
			←	X1000001→		11.8171-0008.1 990049	ATE
2.0 DI 16V	60	08/95→10/01		11/96→; → W7999999		11.8171-0008.1 990049	ATE
			←	X1000001→		11.8171-0008.1 990049	ATE
2.0 DTI 16V	74	08/95→10/01		06/97→; → W7999999		11.8171-0008.1 990049	ATE
			←	X1000001→		11.8171-0008.1 990049	ATE
2.0 i 16V 2.5 i GSi 2.5 i V6 2.6 i V6	100 143 125 125	10/95→01/01 03/98→07/00 09/95→08/00 09/00→03/02	←			11.8171-0008.1 990049	ATE
2.2 DTI 16V 2.2 i 16V	92 108	08/95→10/01 08/95→10/01	←	09/00→		11.8171-0008.1 990049	ATE
<b>Dichtungssatz, Bremssattel</b>							
1.6 i	55	08/95→10/01	←	09/95→; → W7999999		11.0441-5202.2 250026	ATE
			←	X1000001→		11.0441-5704.2 250034	ATE
1.6 i 16V	74	08/95→10/01	←	09/95→; → W7999999		11.0441-5202.2 250026	ATE
			←	X1000001→		11.0441-5704.2 250034	ATE
			→	09/95→; → V7999999		13.0441-3506.2 250052	ATE
			→	W1000001→		13.0441-3507.2 250053	ATE
1.7 TD	60	10/95→11/96	←			11.0441-5202.2 250026	ATE
			→	→ V7999999		13.0441-3506.2 250052	ATE
			→	W1000001→		13.0441-3507.2 250053	ATE
1.8 Dualfuel 1.8 i 16V 1.8 i 16V	92 85 92	09/00→03/02 10/95→09/00 09/00→03/02	←	→ W7999999		11.0441-5202.2 250026	ATE
			←	X1000001→		11.0441-5704.2 250034	ATE
			→	→ V7999999		13.0441-3506.2 250052	ATE
			→	W1000001→		13.0441-3507.2 250053	ATE
2.0 DI 16V	60	08/95→10/01	←	11/96→; → W7999999		11.0441-5202.2 250026	ATE
			←	X1000001→		11.0441-5704.2 250034	ATE
2.0 DTI 16V	74	08/95→10/01	←	06/97→; → W7999999		11.0441-5202.2 250026	ATE
			←	X1000001→		11.0441-5704.2 250034	ATE
			→	06/97→; → V7999999		13.0441-3506.2 250052	ATE
			→	W1000001→		13.0441-3507.2 250053	ATE
2.0 i 16V 2.5 i GSi 2.5 i V6	100 143 125	10/95→01/01 03/98→07/00 09/95→08/00	←			11.0441-5704.2 250034	ATE
			→	→ V7999999		13.0441-3506.2 250052	ATE
			→	W1000001→		13.0441-3507.2 250053	ATE
2.2 DTI 16V 2.2 i 16V	92 108	08/95→10/01 08/95→10/01	←	09/00→		11.0441-5704.2 250034	ATE
			→	09/00→		13.0441-3507.2 250053	ATE
2.6 i V6	125	09/00→03/02	←			11.0441-5704.2 250034	ATE
			→			13.0441-3507.2 250053	ATE
↓							








	kw			 	! #		
<b>VAUXHALL - VECTRA (B) 08/95→03/02</b>							
 <b>Bremsschlauch</b>							
1.6 i	55	08/95→10/01	←	09/95→	2	24.5231-0391.3 331424	L= 391
1.6 i 16V	74	08/95→10/01	→	09/95→	2	24.5233-0200.3 330425	L= 198
1.7 TD	60	10/95→11/96	←		2	24.5231-0391.3 331424	L= 391
1.8 Dualfuel	92	09/00→03/02	→		2	24.5233-0200.3 330425	L= 198
1.8 i 16V	85	10/95→09/00					
1.8 i 16V	92	09/00→03/02					
2.0 i 16V	100	10/95→01/01					
2.5 i GSi	143	03/98→07/00					
2.5 i V6	125	09/95→08/00					
2.6 i V6	125	09/00→03/02					
2.0 DI 16V	60	08/95→10/01	←	11/96→	2	24.5231-0391.3 331424	L= 391
			→	11/96→	2	24.5233-0200.3 330425	L= 198
2.0 DTI 16V	74	08/95→10/01	←	06/97→	2	24.5231-0391.3 331424	L= 391
			→	06/97→	2	24.5233-0200.3 330425	L= 198
2.2 DTI 16V	92	08/95→10/01	←	09/00→	2	24.5231-0391.3 331424	L= 391
2.2 i 16V	108	08/95→10/01	→	09/00→	2	24.5233-0200.3 330425	L= 198
<b>VAUXHALL - VECTRA (B) CC 08/95→07/03</b>							
 <b>Bremssattel</b>							
1.6 i	55	08/95→10/01	←	☐; 09/95→; → W7999999		24.3521-1701.5 240001	ATE Ø 52 - Halter
			←	☐; 09/95→; → W7999999		24.3521-1702.5 240002	ATE Ø 52 - Halter
			←	☐; X1000001→		24.3571-1761.5 240461	ATE Ø 57 - Halter
			←	☐; X1000001→		24.3571-1762.5 240462	ATE Ø 57 - Halter
1.6 i 16V	74	08/95→10/01	←	☐; 09/95→; → W7999999		24.3521-1701.5 240001	ATE Ø 52 - Halter
			←	☐; 09/95→; → W7999999		24.3521-1702.5 240002	ATE Ø 52 - Halter
			←	☐; X1000001→		24.3571-1761.5 240461	ATE Ø 57 - Halter
			←	☐; X1000001→		24.3571-1762.5 240462	ATE Ø 57 - Halter
			→	☐; 09/95→; → V7999999		13.2351-0025.2 210210	ATE Ø 35
			→	☐; 09/95→; → V7999999		13.2351-0026.2 210211	ATE Ø 35
			→	☐; W1000001→		13.2351-0051.2 210180	ATE Ø 35
			→	☐; W1000001→		13.2351-0052.2 210181	ATE Ø 35
			→	☐; W1000001→		24.9235-0051.5 230003	ATE Ø 35
			→	☐; W1000001→		24.9235-0052.5 230004	ATE Ø 35
1.7 TD	60	10/95→11/96	←	☐		24.3521-1701.5 240001	ATE Ø 52 - Halter
			←	☐		24.3521-1702.5 240002	ATE Ø 52 - Halter
			→	☐; → V7999999		13.2351-0025.2 210210	ATE Ø 35
			→	☐; → V7999999		13.2351-0026.2 210211	ATE Ø 35
			→	☐; W1000001→		13.2351-0051.2 210180	ATE Ø 35
			→	☐; W1000001→		13.2351-0052.2 210181	ATE Ø 35
			→	☐; W1000001→		24.9235-0051.5 230003	ATE Ø 35
			→	☐; W1000001→		24.9235-0052.5 230004	ATE Ø 35
1.8 Dualfuel	92	09/00→07/03	←	☐; → W7999999		24.3521-1701.5 240001	ATE Ø 52 - Halter
1.8 i 16V	92	09/00→07/03	←	☐; → W7999999		24.3521-1702.5 240002	ATE Ø 52 - Halter
			←	☐; X1000001→; → 04/02		24.3571-1761.5 240461	ATE Ø 57 - Halter
			←	☐; X1000001→; → 04/02		24.3571-1762.5 240462	ATE Ø 57 - Halter
			→	☐; → V7999999		13.2351-0025.2 210210	ATE Ø 35
			→	☐; → V7999999		13.2351-0026.2 210211	ATE Ø 35
			→	☐; W1000001→; → 04/02		13.2351-0051.2 210180	ATE Ø 35
			→	☐; W1000001→; → 04/02		13.2351-0052.2 210181	ATE Ø 35
			→	☐; W1000001→; → 04/02		24.9235-0051.5 230003	ATE Ø 35
			→	☐; W1000001→; → 04/02		24.9235-0052.5 230004	ATE Ø 35
1.8 i 16V	85	10/95→09/00	←	☐; → W7999999		24.3521-1701.5 240001	ATE Ø 52 - Halter
2.0 DTi 16V	74	06/97→10/01	←	☐; → W7999999		24.3521-1702.5 240002	ATE Ø 52 - Halter
			←	☐; X1000001→		24.3571-1761.5 240461	ATE Ø 57 - Halter
			←	☐; X1000001→		24.3571-1762.5 240462	ATE Ø 57 - Halter
			→	☐; → V7999999		13.2351-0025.2 210210	ATE Ø 35



















	kw			 	! #		
<b>VAUXHALL - VECTRA (B) CC 08/95→07/03</b>							
<b>Bremssattel</b>							
1.8 i 16V 2.0 DTi 16V	85 74	10/95→09/00 06/97→10/01	➡	☐; → W7999999		13.2351-0026.2 210211	ATE Ø 35
			➡	☐; W1000001→		13.2351-0051.2 210180	ATE Ø 35
			➡	☐; W1000001→		13.2351-0052.2 210181	ATE Ø 35
			➡	☐; W1000001→		24.9235-0051.5 230003	ATE Ø 35
			➡	☐; W1000001→		24.9235-0052.5 230004	ATE Ø 35
2.0 Di 16V	60	08/95→10/01	⬅	☐; 11/96→; → W7999999		24.3521-1701.5 240001	ATE Ø 52 - Halter
			⬅	☐; 11/96→; → W7999999		24.3521-1702.5 240002	ATE Ø 52 - Halter
			⬅	☐; X1000001→		24.3571-1761.5 240461	ATE Ø 57 - Halter
			⬅	☐; X1000001→		24.3571-1762.5 240462	ATE Ø 57 - Halter
2.0 i 16V 2.5 i GSi 2.5 i V6	100 143 125	10/95→01/01 03/98→07/00 09/95→08/00	⬅	☐		24.3571-1761.5 240461	ATE Ø 57 - Halter
			⬅	☐		24.3571-1762.5 240462	ATE Ø 57 - Halter
			➡	☐; → W7999999		13.2351-0025.2 210210	ATE Ø 35
			➡	☐; → W7999999		13.2351-0026.2 210211	ATE Ø 35
			➡	☐; W1000001→		13.2351-0051.2 210180	ATE Ø 35
			➡	☐; W1000001→		13.2351-0052.2 210181	ATE Ø 35
			➡	☐; W1000001→		24.9235-0051.5 230003	ATE Ø 35
			➡	☐; W1000001→		24.9235-0052.5 230004	ATE Ø 35
2.2 DTi 16V	92	08/95→10/01	⬅	☐; 09/00→		24.3571-1761.5 240461	ATE Ø 57 - Halter
			⬅	☐; 09/00→		24.3571-1762.5 240462	ATE Ø 57 - Halter
			➡	☐; 09/00→		13.2351-0051.2 210180	ATE Ø 35
			➡	☐; 09/00→		13.2351-0052.2 210181	ATE Ø 35
			➡	☐; 09/00→		24.9235-0051.5 230003	ATE Ø 35
			➡	☐; 09/00→		24.9235-0052.5 230004	ATE Ø 35
2.2 i 16V 2.6 i V6	108 125	09/00→07/03 09/00→07/03	⬅	☐; → 04/02		24.3571-1761.5 240461	ATE Ø 57 - Halter
			⬅	☐; → 04/02		24.3571-1762.5 240462	ATE Ø 57 - Halter
			➡	☐; → 04/02		13.2351-0051.2 210180	ATE Ø 35
			➡	☐; → 04/02		13.2351-0052.2 210181	ATE Ø 35
			➡	☐; → 04/02		24.9235-0051.5 230003	ATE Ø 35
			➡	☐; → 04/02		24.9235-0052.5 230004	ATE Ø 35
<b>Feder, Bremssattel</b>							
1.6 i 1.6 i 16V	55 74	08/95→10/01 08/95→10/01		09/95→; → W7999999	2	11.8116-0097.1 390590	ATE
				X1000001→	2	11.8116-0292.1 390521	ATE
1.7 TD	60	10/95→11/96			2	11.8116-0097.1 390590	ATE
1.8 Dualfuel 1.8 i 16V	92 92	09/00→07/03 09/00→07/03		→ W7999999	2	11.8116-0097.1 390590	ATE
				X1000001→; → 04/02	2	11.8116-0292.1 390521	ATE
1.8 i 16V 2.0 DTi 16V	85 74	10/95→09/00 06/97→10/01		→ W7999999	2	11.8116-0097.1 390590	ATE
				X1000001→	2	11.8116-0292.1 390521	ATE
2.0 Di 16V	60	08/95→10/01		11/96→; → W7999999	2	11.8116-0097.1 390590	ATE
				X1000001→	2	11.8116-0292.1 390521	ATE
2.0 i 16V 2.5 i GSi 2.5 i V6	100 143 125	10/95→01/01 03/98→07/00 09/95→08/00			2	11.8116-0292.1 390521	ATE
2.2 DTi 16V	92	08/95→10/01		09/00→	2	11.8116-0292.1 390521	ATE
2.2 i 16V 2.6 i V6	108 125	09/00→07/03 09/00→07/03		→ 04/02	2	11.8116-0292.1 390521	ATE
<b>Führungshülzensatz, Bremssattel</b>							
1.6 i 1.6 i 16V	55 74	08/95→10/01 08/95→10/01	⬅	09/95→; → W7999999		11.0101-5407.2 260011	ATE
			⬅	X1000001→		11.0101-5407.2 260011	ATE
1.7 TD 2.0 i 16V 2.5 i GSi 2.5 i V6	60 100 143 125	10/95→11/96 10/95→01/01 03/98→07/00 09/95→08/00	⬅			11.0101-5407.2 260011	ATE
1.8 Dualfuel 1.8 i 16V	92 92	09/00→07/03 09/00→07/03	⬅	X1000001→; → 04/02		11.0101-5407.2 260011	ATE
			⬅	→ W7999999		11.0101-5407.2 260011	ATE
1.8 i 16V 2.0 DTi 16V	85 74	10/95→09/00 06/97→10/01	⬅	X1000001→		11.0101-5407.2 260011	ATE
			⬅	→ W7999999		11.0101-5407.2 260011	ATE
↓							

















































	kw			 	! #		
<b>VAUXHALL - VECTRA (B) CC 08/95→07/03</b>							
<b>Führungshülzensatz, Bremsattel</b>							
2.0 Di 16V	60	08/95→10/01	←	11/96→; → W7999999		11.0101-5407.2 260011	ATE
			←	X1000001→		11.0101-5407.2 260011	ATE
2.2 DTi 16V	92	08/95→10/01	←	09/00→		11.0101-5407.2 260011	ATE
2.2 i 16V	108	09/00→07/03	←	→ 04/02		11.0101-5407.2 260011	ATE
2.6 i V6	125	09/00→07/03					
<b>Führungsbolzen, Bremsattel</b>							
1.6 i	55	08/95→10/01		09/95→; → W7999999		11.8171-0008.1 990049	ATE
1.6 i 16V	74	08/95→10/01	←	X1000001→		11.8171-0008.1 990049	ATE
1.7 TD	60	10/95→11/96				11.8171-0008.1 990049	ATE
1.8 Dualfuel	92	09/00→07/03		→ W7999999		11.8171-0008.1 990049	ATE
1.8 i 16V	92	09/00→07/03	←	X1000001→; → 04/02		11.8171-0008.1 990049	ATE
1.8 i 16V	85	10/95→09/00		→ W7999999		11.8171-0008.1 990049	ATE
2.0 DTi 16V	74	06/97→10/01	←	X1000001→		11.8171-0008.1 990049	ATE
2.0 Di 16V	60	08/95→10/01		11/96→; → W7999999		11.8171-0008.1 990049	ATE
			←	X1000001→		11.8171-0008.1 990049	ATE
2.0 i 16V	100	10/95→01/01	←			11.8171-0008.1 990049	ATE
2.5 i GSi	143	03/98→07/00					
2.5 i V6	125	09/95→08/00					
2.2 DTi 16V	92	08/95→10/01	←	09/00→		11.8171-0008.1 990049	ATE
2.2 i 16V	108	09/00→07/03	←	→ 04/02		11.8171-0008.1 990049	ATE
2.6 i V6	125	09/00→07/03					
<b>Dichtungssatz, Bremsattel</b>							
1.6 i	55	08/95→10/01	←	09/95→; → W7999999		11.0441-5202.2 250026	ATE
			←	X1000001→		11.0441-5704.2 250034	ATE
1.6 i 16V	74	08/95→10/01	←	09/95→; → W7999999		11.0441-5202.2 250026	ATE
			←	X1000001→		11.0441-5704.2 250034	ATE
			→	09/95→; → V7999999		13.0441-3506.2 250052	ATE
			→	W1000001→		13.0441-3507.2 250053	ATE
1.7 TD	60	10/95→11/96	←			11.0441-5202.2 250026	ATE
			→	→ V7999999		13.0441-3506.2 250052	ATE
			→	W1000001→		13.0441-3507.2 250053	ATE
1.8 Dualfuel	92	09/00→07/03	←	→ W7999999		11.0441-5202.2 250026	ATE
1.8 i 16V	92	09/00→07/03	←	X1000001→; → 04/02		11.0441-5704.2 250034	ATE
			→	→ V7999999		13.0441-3506.2 250052	ATE
			→	W1000001→; → 04/02		13.0441-3507.2 250053	ATE
1.8 i 16V	85	10/95→09/00	←	→ W7999999		11.0441-5202.2 250026	ATE
2.0 DTi 16V	74	06/97→10/01	←	X1000001→		11.0441-5704.2 250034	ATE
			→	→ V7999999		13.0441-3506.2 250052	ATE
			→	W1000001→		13.0441-3507.2 250053	ATE
2.0 Di 16V	60	08/95→10/01	←	11/96→; → W7999999		11.0441-5202.2 250026	ATE
			←	X1000001→		11.0441-5704.2 250034	ATE
2.0 i 16V	100	10/95→01/01	←			11.0441-5704.2 250034	ATE
2.5 i GSi	143	03/98→07/00	→	→ V7999999		13.0441-3506.2 250052	ATE
2.5 i V6	125	09/95→08/00	→	W1000001→		13.0441-3507.2 250053	ATE
2.2 DTi 16V	92	08/95→10/01	←	09/00→		11.0441-5704.2 250034	ATE
			→	09/00→		13.0441-3507.2 250053	ATE
2.2 i 16V	108	09/00→07/03	←	→ 04/02		11.0441-5704.2 250034	ATE
2.6 i V6	125	09/00→07/03	→	→ 04/02		13.0441-3507.2 250053	ATE
<b>Bremsschlauch</b>							
1.6 i	55	08/95→10/01	←	09/95→	2	24.5231-0391.3 331424	L= 391
1.6 i 16V	74	08/95→10/01	→	09/95→	2	24.5233-0200.3 330425	L= 198
1.7 TD	60	10/95→11/96	←		2	24.5231-0391.3 331424	L= 391
1.8 i 16V	85	10/95→09/00	→		2	24.5233-0200.3 330425	L= 198
2.0 DTi 16V	74	06/97→10/01					
2.0 i 16V	100	10/95→01/01					
2.5 i GSi	143	03/98→07/00					
↓							








	kw			 	! #		
<b>VAUXHALL - VECTRA (B) CC 08/95→07/03</b>							
 <b>Bremsschlauch</b>							
2.5 i V6	125	09/95→08/00	←		2	24.5231-0391.3 331424	L= 391
			→		2	24.5233-0200.3 330425	L= 198
1.8 Dualfuel	92	09/00→07/03	←	→ 04/02	2	24.5231-0391.3 331424	L= 391
1.8 i 16V	92	09/00→07/03	→	→ 04/02	2	24.5233-0200.3 330425	L= 198
2.2 i 16V	108	09/00→07/03					
2.6 i V6	125	09/00→07/03					
2.0 Di 16V	60	08/95→10/01	←	11/96→	2	24.5231-0391.3 331424	L= 391
			→	11/96→	2	24.5233-0200.3 330425	L= 198
2.2 DTI 16V	92	08/95→10/01	←	09/00→	2	24.5231-0391.3 331424	L= 391
			→	09/00→	2	24.5233-0200.3 330425	L= 198
<b>VAUXHALL - VECTRA (B) Estate 08/95→03/02</b>							
 <b>Bremssattel</b>							
1.8 Dualfuel	92	09/00→03/02	←	☐; → W7999999		24.3521-1701.5 240001	ATE Ø 52 - Halter
1.8 i 16V	85	11/96→09/00	←	☐; → W7999999		24.3521-1702.5 240002	ATE Ø 52 - Halter
1.8 i 16V	92	09/00→03/02	←	☐; X1000001→		24.3571-1761.5 240461	ATE Ø 57 - Halter
			←	☐; X1000001→		24.3571-1762.5 240462	ATE Ø 57 - Halter
			→	☐; → V7999999		13.2351-0025.2 210210	ATE Ø 35
			→	☐; → V7999999		13.2351-0026.2 210211	ATE Ø 35
			→	☐; W1000001→		13.2351-0051.2 210180	ATE Ø 35
			→	☐; W1000001→		13.2351-0052.2 210181	ATE Ø 35
			→	☐; W1000001→		24.9235-0051.5 230003	ATE Ø 35
			→	☐; W1000001→		24.9235-0052.5 230004	ATE Ø 35
2.0 DI 16V	60	08/95→10/01	←	☐; 11/96→; → W7999999		24.3521-1701.5 240001	ATE Ø 52 - Halter
			←	☐; 11/96→; → W7999999		24.3521-1702.5 240002	ATE Ø 52 - Halter
			←	☐; X1000001→		24.3571-1761.5 240461	ATE Ø 57 - Halter
			←	☐; X1000001→		24.3571-1762.5 240462	ATE Ø 57 - Halter
			→	☐; 11/96→; → V7999999		13.2351-0025.2 210210	ATE Ø 35
			→	☐; 11/96→; → V7999999		13.2351-0026.2 210211	ATE Ø 35
			→	☐; W1000001→		13.2351-0051.2 210180	ATE Ø 35
			→	☐; W1000001→		13.2351-0052.2 210181	ATE Ø 35
			→	☐; W1000001→		24.9235-0051.5 230003	ATE Ø 35
			→	☐; W1000001→		24.9235-0052.5 230004	ATE Ø 35
2.0 DTI 16V	74	08/95→10/01	←	☐; 06/97→; → W7999999		24.3521-1701.5 240001	ATE Ø 52 - Halter
			←	☐; 06/97→; → W7999999		24.3521-1702.5 240002	ATE Ø 52 - Halter
			←	☐; X1000001→		24.3571-1761.5 240461	ATE Ø 57 - Halter
			←	☐; X1000001→		24.3571-1762.5 240462	ATE Ø 57 - Halter
			→	☐; 06/97→; → V7999999		13.2351-0025.2 210210	ATE Ø 35
			→	☐; 06/97→; → V7999999		13.2351-0026.2 210211	ATE Ø 35
			→	☐; W1000001→		13.2351-0051.2 210180	ATE Ø 35
			→	☐; W1000001→		13.2351-0052.2 210181	ATE Ø 35
			→	☐; W1000001→		24.9235-0051.5 230003	ATE Ø 35
			→	☐; W1000001→		24.9235-0052.5 230004	ATE Ø 35
2.0 i 16V	100	10/95→01/01	←	☐		24.3571-1761.5 240461	ATE Ø 57 - Halter
2.5 i GSi	143	05/98→09/99	←	☐		24.3571-1762.5 240462	ATE Ø 57 - Halter
2.5 i V6	125	11/96→08/00	→	☐; → V7999999		13.2351-0025.2 210210	ATE Ø 35
			→	☐; → V7999999		13.2351-0026.2 210211	ATE Ø 35
			→	☐; W1000001→		13.2351-0051.2 210180	ATE Ø 35
			→	☐; W1000001→		13.2351-0052.2 210181	ATE Ø 35
			→	☐; W1000001→		24.9235-0051.5 230003	ATE Ø 35
			→	☐; W1000001→		24.9235-0052.5 230004	ATE Ø 35
2.2 DTI 16V	92	08/95→10/01	←	☐; 09/00→		24.3571-1761.5 240461	ATE Ø 57 - Halter
2.2 i 16V	108	08/95→10/01	←	☐; 09/00→		24.3571-1762.5 240462	ATE Ø 57 - Halter
			→	☐; 09/00→		13.2351-0051.2 210180	ATE Ø 35
↓							

	kw			 	! #		
<b>VAUXHALL - VECTRA (B) Estate 08/95→03/02</b>							
<b>Bremssattel</b>							
2.2 DTI 16V 2.2 i 16V	92 108	08/95→10/01 08/95→10/01	➔	☐; 09/00→		13.2351-0052.2 210181	ATE Ø 35
			➔	☐; 09/00→		24.9235-0051.5 230003	ATE Ø 35
			➔	☐; 09/00→		24.9235-0052.5 230004	ATE Ø 35
2.6 i V6	125	09/00→03/02	➔	☐		24.3571-1761.5 240461	ATE Ø 57 - Halter
			➔	☐		24.3571-1762.5 240462	ATE Ø 57 - Halter
			➔	☐		13.2351-0051.2 210180	ATE Ø 35
			➔	☐		13.2351-0052.2 210181	ATE Ø 35
			➔	☐		24.9235-0051.5 230003	ATE Ø 35
			➔	☐		24.9235-0052.5 230004	ATE Ø 35
<b>Feder, Bremssattel</b>							
1.8 Dualfuel 1.8 i 16V 1.8 i 16V	92 85 92	09/00→03/02 11/96→09/00 09/00→03/02		→ W7999999 X1000001→	2 2	11.8116-0097.1 390590 11.8116-0292.1 390521	ATE ATE
2.0 DI 16V	60	08/95→10/01		11/96→; → W7999999 X1000001→	2 2	11.8116-0097.1 390590 11.8116-0292.1 390521	ATE ATE
2.0 DTI 16V	74	08/95→10/01		06/97→; → W7999999 X1000001→	2 2	11.8116-0097.1 390590 11.8116-0292.1 390521	ATE ATE
2.0 i 16V 2.5 i GSi 2.5 i V6 2.6 i V6	100 143 125 125	10/95→01/01 05/98→09/99 11/96→08/00 09/00→03/02			2	11.8116-0292.1 390521	ATE
2.2 DTI 16V 2.2 i 16V	92 108	08/95→10/01 08/95→10/01		09/00→	2	11.8116-0292.1 390521	ATE
<b>Führungshülzensatz, Bremssattel</b>							
1.8 Dualfuel 1.8 i 16V 1.8 i 16V	92 85 92	09/00→03/02 11/96→09/00 09/00→03/02	➔	X1000001→ → W7999999		11.0101-5407.2 260011 11.0101-5407.2 260011	ATE ATE
2.0 DI 16V	60	08/95→10/01	➔	11/96→; → W7999999 X1000001→		11.0101-5407.2 260011 11.0101-5407.2 260011	ATE ATE
2.0 DTI 16V	74	08/95→10/01	➔	X1000001→ 06/97→; → W7999999		11.0101-5407.2 260011 11.0101-5407.2 260011	ATE ATE
2.0 i 16V 2.5 i GSi 2.5 i V6 2.6 i V6	100 143 125 125	10/95→01/01 05/98→09/99 11/96→08/00 09/00→03/02	➔			11.0101-5407.2 260011	ATE
2.2 DTI 16V 2.2 i 16V	92 108	08/95→10/01 08/95→10/01	➔	09/00→		11.0101-5407.2 260011	ATE
<b>Führungsbolzen, Bremssattel</b>							
1.8 Dualfuel 1.8 i 16V 1.8 i 16V	92 85 92	09/00→03/02 11/96→09/00 09/00→03/02		→ W7999999 X1000001→		11.8171-0008.1 990049 11.8171-0008.1 990049	ATE ATE
2.0 DI 16V	60	08/95→10/01	➔	11/96→; → W7999999 X1000001→		11.8171-0008.1 990049 11.8171-0008.1 990049	ATE ATE
2.0 DTI 16V	74	08/95→10/01	➔	06/97→; → W7999999 X1000001→		11.8171-0008.1 990049 11.8171-0008.1 990049	ATE ATE
2.0 i 16V 2.5 i GSi 2.5 i V6 2.6 i V6	100 143 125 125	10/95→01/01 05/98→09/99 11/96→08/00 09/00→03/02	➔			11.8171-0008.1 990049	ATE
2.2 DTI 16V 2.2 i 16V	92 108	08/95→10/01 08/95→10/01	➔	09/00→		11.8171-0008.1 990049	ATE
<b>Dichtungssatz, Bremssattel</b>							
1.8 Dualfuel 1.8 i 16V 1.8 i 16V	92 85 92	09/00→03/02 11/96→09/00 09/00→03/02	➔	→ W7999999 X1000001→		11.0441-5202.2 250026 11.0441-5704.2 250034	ATE ATE
			➔	→ W7999999		13.0441-3506.2 250052	ATE
			➔	W1000001→		13.0441-3507.2 250053	ATE
2.0 DI 16V	60	08/95→10/01	➔	11/96→; → W7999999 X1000001→		11.0441-5202.2 250026 11.0441-5704.2 250034	ATE ATE
			➔	11/96→; → V7999999		13.0441-3506.2 250052	ATE
			➔	W1000001→		13.0441-3507.2 250053	ATE
2.0 DTI 16V	74	08/95→10/01	➔	06/97→; → W7999999		11.0441-5202.2 250026	ATE
↓							


	kW			 	! #		
<b>VAUXHALL - VECTRA (B) Estate 08/95→03/02</b>							
<b>Dichtungssatz, Bremssattel</b>							
2.0 DTI 16V	74	08/95→10/01	←	X1000001→		11.0441-5704.2 250034	ATE
			→	06/97→; → V7999999		13.0441-3506.2 250052	ATE
			→	W1000001→		13.0441-3507.2 250053	ATE
2.0 i 16V	100	10/95→01/01	←			11.0441-5704.2 250034	ATE
2.5 i GSi	143	05/98→09/99	→	→ V7999999		13.0441-3506.2 250052	ATE
2.5 i V6	125	11/96→08/00	→	W1000001→		13.0441-3507.2 250053	ATE
2.2 DTI 16V	92	08/95→10/01	←	09/00→		11.0441-5704.2 250034	ATE
2.2 i 16V	108	08/95→10/01	→	09/00→		13.0441-3507.2 250053	ATE
2.6 i V6	125	09/00→03/02	←			11.0441-5704.2 250034	ATE
			→			13.0441-3507.2 250053	ATE
<b> Bremsschlauch</b>							
1.8 Dualfuel	92	09/00→03/02	←		2	24.5231-0391.3 331424	L= 391
1.8 i 16V	85	11/96→09/00					
1.8 i 16V	92	09/00→03/02	→		2	24.5233-0200.3 330425	L= 198
2.0 i 16V	100	10/95→01/01					
2.5 i GSi	143	05/98→09/99					
2.5 i V6	125	11/96→08/00					
2.6 i V6	125	09/00→03/02					
2.0 DI 16V	60	08/95→10/01	←	11/96→	2	24.5231-0391.3 331424	L= 391
			→	11/96→	2	24.5233-0200.3 330425	L= 198
2.0 DTI 16V	74	08/95→10/01	←	06/97→	2	24.5231-0391.3 331424	L= 391
			→	06/97→	2	24.5233-0200.3 330425	L= 198
2.2 DTI 16V	92	08/95→10/01	←	09/00→	2	24.5231-0391.3 331424	L= 391
2.2 i 16V	108	08/95→10/01	→	09/00→	2	24.5233-0200.3 330425	L= 198
<b>VAUXHALL - VECTRA Mk II (C) 01/00→10/08</b>							
<b> Bremssattel</b>							
1.8	103	01/06→07/08	←	 für Fahrzeuge mit Sportfahrwerk; für Polizeifahrzeuge		11.9571-9779.2 220657	ATE Ø 57 - Halter
			←	 für Fahrzeuge mit Sportfahrwerk; für Polizeifahrzeuge		11.9571-9780.2 220658	ATE Ø 57 - Halter
			←	 für Fahrzeuge mit Sportfahrwerk; nur paarweise austauschen		11.9571-9781.2 220659	ATE Ø 57 - Halter
			→			11.9387-7003.2 220567	ATE Ø 38 - Halter
			→			11.9387-7004.2 220568	ATE Ø 38 - Halter
			→	 ; V		11.9387-7005.2 220569	ATE Ø 38 - Halter
			→	 ; V		11.9387-7006.2 220570	ATE Ø 38 - Halter
1.8 16V	90	04/02→07/08	←	 für Fahrzeuge ohne Sportfahrwerk; nur paarweise austauschen		11.9571-9781.2 220659	ATE Ø 57 - Halter
1.8 16V Dualfuel	90	04/02→07/08					
2.2 DTI 16V	92	04/02→10/08	→			11.9387-7003.2 220567	ATE Ø 38 - Halter
			→			11.9387-7004.2 220568	ATE Ø 38 - Halter
			→	 ; V		11.9387-7005.2 220569	ATE Ø 38 - Halter
			→	 ; V		11.9387-7006.2 220570	ATE Ø 38 - Halter
1.9 CDTI	88	04/02→09/08	←	 ; 04/04→; nur paarweise austauschen		11.9571-9781.2 220659	ATE Ø 57 - Halter
			→	 ; 04/04→		11.9387-7003.2 220567	ATE Ø 38 - Halter
			→	 ; 04/04→		11.9387-7004.2 220568	ATE Ø 38 - Halter
			→	 ; 04/04→; V		11.9387-7005.2 220569	ATE Ø 38 - Halter
			→	 ; 04/04→; V		11.9387-7006.2 220570	ATE Ø 38 - Halter
1.9 CDTI 16V	110	04/04→08/08	←	 ; nur paarweise austauschen		11.9571-9781.2 220659	ATE Ø 57 - Halter
2.0 DTI 16V	74	04/02→10/08	→			11.9387-7003.2 220567	ATE Ø 38 - Halter
			→			11.9387-7004.2 220568	ATE Ø 38 - Halter
			→	 ; V		11.9387-7005.2 220569	ATE Ø 38 - Halter
			→	; V		11.9387-7006.2 220570	ATE Ø 38 - Halter
2.0 16V Turbo	129	01/00→10/08	→	; 03/03→		11.9387-7003.2 220567	ATE Ø 38 - Halter
			→	; 03/03→		11.9387-7004.2 220568	ATE Ø 38 - Halter
			→	; 03/03→; V		11.9387-7005.2 220569	ATE Ø 38 - Halter
			→	; 03/03→; V		11.9387-7006.2 220570	ATE Ø 38 - Halter
↓							

	kw			 	! #			
<b>VAUXHALL - VECTRA Mk II (C) 01/00→10/08</b>								
<b>Bremssattel</b>								
2.2 16V	108	01/02→10/08	←	☐; 04/02→; für Fahrzeuge ohne Sportfahrwerk; nur paarweise austauschen		11.9571-9781.2	220659	ATE Ø 57 - Halter
			→	☐; 04/02→		11.9387-7003.2	220567	ATE Ø 38 - Halter
			→	☐; 04/02→		11.9387-7004.2	220568	ATE Ø 38 - Halter
			→	☐; 04/02→; V		11.9387-7005.2	220569	ATE Ø 38 - Halter
			→	☐; 04/02→; V		11.9387-7006.2	220570	ATE Ø 38 - Halter
2.2 direct	114	01/02→10/08	←	☐; 10/03→; für Fahrzeuge ohne Sportfahrwerk; nur paarweise austauschen		11.9571-9781.2	220659	ATE Ø 57 - Halter
			→	☐; 10/03→		11.9387-7003.2	220567	ATE Ø 38 - Halter
			→	☐; 10/03→		11.9387-7004.2	220568	ATE Ø 38 - Halter
			→	☐; 10/03→; V		11.9387-7005.2	220569	ATE Ø 38 - Halter
			→	☐; 10/03→; V		11.9387-7006.2	220570	ATE Ø 38 - Halter
3.0 CDTi	135	08/05→07/08	←	☐; 61000001→		11.9606-9971.2	220589	ATE Ø 60 - Halter
			←	☐; 61000001→		11.9606-9972.2	220590	ATE Ø 60 - Halter
			→	☐		11.9387-7003.2	220567	ATE Ø 38 - Halter
			→	☐		11.9387-7004.2	220568	ATE Ø 38 - Halter
			→	☐; V		11.9387-7005.2	220569	ATE Ø 38 - Halter
			→	☐; V		11.9387-7006.2	220570	ATE Ø 38 - Halter
3.0 V6 CDTi 3.2 V6	130 155	06/03→08/05 06/03→07/08	←	☐; 31070294→		11.9606-9971.2	220589	ATE Ø 60 - Halter
			←	☐; 31070294→		11.9606-9972.2	220590	ATE Ø 60 - Halter
	→	☐		11.9387-7003.2	220567	ATE Ø 38 - Halter		
	→	☐		11.9387-7004.2	220568	ATE Ø 38 - Halter		
	→	☐; V		11.9387-7005.2	220569	ATE Ø 38 - Halter		
	→	☐; V		11.9387-7006.2	220570	ATE Ø 38 - Halter		
<b>Bremssattelachssatz</b>								
1.8 16V 1.8 16V Dualfuel 2.2 DTI 16V	90 90 92	04/02→07/08 04/02→07/08 04/02→10/08	←	für Fahrzeuge mit Sportfahrwerk	2	11.0530-0004.2	220933	ATE Ø 57 - Halter
2.0 16V Turbo	129	01/00→10/08	←	03/03→	2	11.0530-0004.2	220933	ATE Ø 57 - Halter
2.2 16V	108	01/02→10/08	←	04/02→; für Fahrzeuge mit Sportfahrwerk	2	11.0530-0004.2	220933	ATE Ø 57 - Halter
2.2 direct	114	01/02→10/08	←	10/03→; für Fahrzeuge mit Sportfahrwerk	2	11.0530-0004.2	220933	ATE Ø 57 - Halter
3.0 V6 CDTi 3.2 V6	130 155	06/03→08/05 06/03→07/08	←	→ 31070293	2	11.0530-0004.2	220933	ATE Ø 57 - Halter
<b>Halter, Bremssattel</b>								
1.8 1.8 16V 1.8 16V Dualfuel 1.9 CDTi 16V 2.0 DTI 16V 2.2 DTI 16V 3.0 CDTi 3.0 V6 CDTi 3.2 V6	103 90 90 110 74 92 135 130 155	01/06→07/08 04/02→07/08 04/02→07/08 04/04→08/08 04/02→10/08 04/02→10/08 08/05→07/08 06/03→08/05 06/03→07/08	→			11.8170-0633.1	260117	ATE
1.9 CDTi	88	04/02→09/08	→	04/04→		11.8170-0633.1	260117	ATE
2.0 16V Turbo	129	01/00→10/08	→	03/03→		11.8170-0633.1	260117	ATE
2.2 16V	108	01/02→10/08	→	04/02→		11.8170-0633.1	260117	ATE
2.2 direct	114	01/02→10/08	→	10/03→		11.8170-0633.1	260117	ATE
<b>Feder, Bremssattel</b>								
1.8	103	01/06→07/08		für Fahrzeuge mit Sportfahrwerk	2	11.8116-0295.2	390524	ATE
					2	11.8116-0340.1	390595	ATE
			←	für Fahrzeuge mit Sportfahrwerk; für Polizeifahrzeuge	2	11.8116-0356.1	390586	ATE
			←	für Fahrzeuge mit Sportfahrwerk	2	11.8116-0356.1	390586	ATE
			→	V	2	11.8116-0340.1	390595	ATE
1.8 16V 1.8 16V Dualfuel 2.2 DTI 16V	90 90 92	04/02→07/08 04/02→07/08 04/02→10/08		für Fahrzeuge ohne Sportfahrwerk für Fahrzeuge mit Sportfahrwerk	2 2	11.8116-0295.2 11.8116-0325.2	390524 390461	ATE ATE
↓								

	kw			 	! #		
<b>VAUXHALL - VECTRA Mk II (C) 01/00→10/08</b>							
<b>Feder, Bremssattel</b>							
1.8 16V	90	04/02→07/08			2	11.8116-0340.1 390595	ATE
1.8 16V Dualfuel	90	04/02→07/08	←	für Fahrzeuge ohne Sportfahrwerk	2	11.8116-0356.1 390586	ATE
2.2 DTI 16V	92	04/02→10/08	→	V	2	11.8116-0340.1 390595	ATE
1.9 CDTI	88	04/02→09/08		04/04→	2	11.8116-0295.2 390524	ATE
				04/04→	2	11.8116-0340.1 390595	ATE
			←	04/04→	2	11.8116-0356.1 390586	ATE
			→	04/04→; V	2	11.8116-0340.1 390595	ATE
1.9 CDTI 16V 2.0 DTI 16V	110 74	04/04→08/08 04/02→10/08			2	11.8116-0295.2 390524	ATE
					2	11.8116-0340.1 390595	ATE
			←		2	11.8116-0356.1 390586	ATE
		→	V	2	11.8116-0340.1 390595	ATE	
2.0 16V Turbo	129	01/00→10/08		03/03→	2	11.8116-0325.2 390461	ATE
				03/03→	2	11.8116-0340.1 390595	ATE
			→	03/03→; V	2	11.8116-0340.1 390595	ATE
2.2 16V	108	01/02→10/08		04/02→; für Fahrzeuge ohne Sportfahrwerk	2	11.8116-0295.2 390524	ATE
				04/02→; für Fahrzeuge mit Sportfahrwerk	2	11.8116-0325.2 390461	ATE
				04/02→	2	11.8116-0340.1 390595	ATE
			←	04/02→; für Fahrzeuge ohne Sportfahrwerk	2	11.8116-0356.1 390586	ATE
		→	04/02→; V	2	11.8116-0340.1 390595	ATE	
2.2 direct	114	01/02→10/08		10/03→; für Fahrzeuge ohne Sportfahrwerk	2	11.8116-0295.2 390524	ATE
				10/03→; für Fahrzeuge mit Sportfahrwerk	2	11.8116-0325.2 390461	ATE
				10/03→	2	11.8116-0340.1 390595	ATE
			←	10/03→; für Fahrzeuge ohne Sportfahrwerk	2	11.8116-0356.1 390586	ATE
		→	10/03→; V	2	11.8116-0340.1 390595	ATE	
3.0 CDTi	135	08/05→07/08			2	11.8116-0340.1 390595	ATE
			←	61000001→	2	11.8116-0345.2 390596	ATE
			→	V	2	11.8116-0340.1 390595	ATE
3.0 V6 CDTI 3.2 V6	130 155	06/03→08/05 06/03→07/08		→ 31070293	2	11.8116-0325.2 390461	ATE
					2	11.8116-0340.1 390595	ATE
			←	31070294→	2	11.8116-0345.2 390596	ATE
		→	V	2	11.8116-0340.1 390595	ATE	
<b>Führungshülzensatz, Bremssattel</b>							
1.8	103	01/06→07/08	←	für Fahrzeuge mit Sportfahrwerk; für Polizeifahrzeuge		11.0101-5407.2 260011	ATE
			←	für Fahrzeuge mit Sportfahrwerk		11.0101-5407.2 260011	ATE
			→			11.0101-5407.2 260011	ATE
			→	V		11.0101-5407.2 260011	ATE
1.8 16V 1.8 16V Dualfuel 2.2 DTI 16V	90 90 92	04/02→07/08 04/02→07/08 04/02→10/08	←	für Fahrzeuge ohne Sportfahrwerk		11.0101-5407.2 260011	ATE
			←	für Fahrzeuge mit Sportfahrwerk		11.0101-5407.2 260011	ATE
			→	V		11.0101-5407.2 260011	ATE
			→			11.0101-5407.2 260011	ATE
1.9 CDTI	88	04/02→09/08	←	04/04→		11.0101-5407.2 260011	ATE
			→	04/04→		11.0101-5407.2 260011	ATE
			→	04/04→; V		11.0101-5407.2 260011	ATE
1.9 CDTI 16V 2.0 DTI 16V	110 74	04/04→08/08 04/02→10/08	←			11.0101-5407.2 260011	ATE
			→	V		11.0101-5407.2 260011	ATE
			→			11.0101-5407.2 260011	ATE
2.0 16V Turbo	129	01/00→10/08	←	03/03→		11.0101-5407.2 260011	ATE
			→	03/03→; V		11.0101-5407.2 260011	ATE
			→	03/03→		11.0101-5407.2 260011	ATE
2.2 16V ↓	108	01/02→10/08	←	04/02→; für Fahrzeuge mit Sportfahrwerk		11.0101-5407.2 260011	ATE


	kw			 	! #		
<b>VAUXHALL - VECTRA Mk II (C) 01/00→10/08</b>							
<b>Führungshülzensatz, Bremssattel</b>							
2.2 16V	108	01/02→10/08	←	04/02→; für Fahrzeuge ohne Sportfahrwerk		11.0101-5407.2 260011	ATE
			→	04/02→		11.0101-5407.2 260011	ATE
			→	04/02→; V		11.0101-5407.2 260011	ATE
2.2 direct	114	01/02→10/08	←	10/03→; für Fahrzeuge mit Sportfahrwerk		11.0101-5407.2 260011	ATE
			←	10/03→; für Fahrzeuge ohne Sportfahrwerk		11.0101-5407.2 260011	ATE
			→	10/03→; V		11.0101-5407.2 260011	ATE
			→	10/03→		11.0101-5407.2 260011	ATE
3.0 CDTi	135	08/05→07/08	←	61000001→		11.0101-5407.2 260011	ATE
			→			11.0101-5407.2 260011	ATE
			→	V		11.0101-5407.2 260011	ATE
3.0 V6 CDTi 3.2 V6	130	06/03→08/05	←	→ 31070293		11.0101-5407.2 260011	ATE
			←	31070294→		11.0101-5407.2 260011	ATE
	155	06/03→07/08	→	V		11.0101-5407.2 260011	ATE
			→			11.0101-5407.2 260011	ATE
<b>Führungsbolzen, Bremssattel</b>							
1.8	103	01/06→07/08		für Fahrzeuge mit Sportfahrwerk; für Polizeifahrzeuge		11.8171-0008.1 990049	ATE
				V		11.8171-0008.1 990049	ATE
				für Fahrzeuge mit Sportfahrwerk		11.8171-0008.1 990049	ATE
						11.8171-0008.1 990049	ATE
1.8 16V 1.8 16V Dualfuel 2.2 DTI 16V	90	04/02→07/08				11.8171-0008.1 990049	ATE
				V		11.8171-0008.1 990049	ATE
	92	04/02→10/08		für Fahrzeuge ohne Sportfahrwerk		11.8171-0008.1 990049	ATE
1.9 CDTI	88	04/02→09/08		für Fahrzeuge mit Sportfahrwerk		11.8171-0008.1 990049	ATE
				04/04→		11.8171-0008.1 990049	ATE
				04/04→; V		11.8171-0008.1 990049	ATE
1.9 CDTI 16V 2.0 DTI 16V	110 74	04/04→08/08 04/02→10/08		V		11.8171-0008.1 990049	ATE
						11.8171-0008.1 990049	ATE
2.0 16V Turbo	129	01/00→10/08		03/03→		11.8171-0008.1 990049	ATE
				03/03→		11.8171-0008.1 990049	ATE
				03/03→; V		11.8171-0008.1 990049	ATE
2.2 16V	108	01/02→10/08		04/02→; V		11.8171-0008.1 990049	ATE
				04/02→; für Fahrzeuge mit Sportfahrwerk		11.8171-0008.1 990049	ATE
				04/02→; für Fahrzeuge ohne Sportfahrwerk		11.8171-0008.1 990049	ATE
				04/02→		11.8171-0008.1 990049	ATE
2.2 direct	114	01/02→10/08		10/03→; für Fahrzeuge ohne Sportfahrwerk		11.8171-0008.1 990049	ATE
				10/03→; für Fahrzeuge mit Sportfahrwerk		11.8171-0008.1 990049	ATE
				10/03→; V		11.8171-0008.1 990049	ATE
				10/03→		11.8171-0008.1 990049	ATE
3.0 CDTi	135	08/05→07/08		V		11.8171-0008.1 990049	ATE
						11.8171-0008.1 990049	ATE
				61000001→		11.8171-0008.1 990049	ATE
3.0 V6 CDTi 3.2 V6	130	06/03→08/05				11.8171-0008.1 990049	ATE
				V		11.8171-0008.1 990049	ATE
	155	06/03→07/08		→ 31070293		11.8171-0008.1 990049	ATE
			31070294→		11.8171-0008.1 990049	ATE	
<b>Dichtungssatz, Bremssattel</b>							
3.0 CDTi	135	08/05→07/08	←	61000001→		11.0441-6008.2 250038	ATE für Kolben-Ø [mm]: 60
3.0 V6 CDTi 3.2 V6 ↓	130 155	06/03→08/05 06/03→07/08	←	31070294→		11.0441-6008.2 250038	ATE für Kolben-Ø [mm]: 60

**VAUXHALL - VECTRA Mk II (C) 01/00→10/08**

 **Bremsschlauch**








1.8	103	01/06→07/08	←		2	83.7807-0412.3	331098	L= 412
1.8 16V	90	04/02→07/08	→		2	24.5259-0315.3	330882	L= 315
1.8 16V Dualfuel	90	04/02→07/08	→					
1.9 CDTi 16V	110	04/04→08/08	→					
2.0 DTi 16V	74	04/02→10/08	→					
2.2 DTi 16V	92	04/02→10/08	→					
3.0 CDTi	135	08/05→07/08	→					
3.0 V6 CDTi	130	06/03→08/05	→					
3.2 V6	155	06/03→07/08	→					
1.9 CDTi	88	04/02→09/08	←	04/04→	2	83.7807-0412.3	331098	L= 412
			→	04/04→	2	24.5259-0315.3	330882	L= 315
2.0 16V Turbo	129	01/00→10/08	←	03/03→	2	83.7807-0412.3	331098	L= 412
			→	03/03→	2	24.5259-0315.3	330882	L= 315
2.2 16V	108	01/02→10/08	←	04/02→	2	83.7807-0412.3	331098	L= 412
			→	04/02→	2	24.5259-0315.3	330882	L= 315
2.2 direct	114	01/02→10/08	←	10/03→	2	83.7807-0412.3	331098	L= 412
			→	10/03→	2	24.5259-0315.3	330882	L= 315








**VAUXHALL - VECTRA Mk II (C) Estate 10/03→07/08**








 **Bremssattel**








1.8	103	01/06→07/08	←	☐; für Fahrzeuge mit Sportfahrwerk; für Polizeifahrzeuge	11.9571-9779.2	220657	ATE Ø 57 - Halter	
			←	☐; für Fahrzeuge mit Sportfahrwerk; für Polizeifahrzeuge	11.9571-9780.2	220658	ATE Ø 57 - Halter	
			←	☐; für Fahrzeuge mit Sportfahrwerk; nicht für Polizeifahrzeuge; nur paarweise austauschen	11.9571-9781.2	220659	ATE Ø 57 - Halter	
			→	☐; → 41085480	11.9407-7001.2	220573	ATE Ø 40 - Halter	
			→	☐; → 41085480	11.9407-7002.2	220574	ATE Ø 40 - Halter	
			→	☐; → 41085480; V	11.9407-7003.2	220835	ATE Ø 40 - Halter	
			→	☐; → 41085480; V	11.9407-7004.2	220836	ATE Ø 40 - Halter	
			→	☐; 41085481→	11.9407-7005.2	220637	ATE Ø 40 - Halter	
1.8 16V 2.2 direct 2.2 DTi 16V	90	10/03→08/05	←	☐; für Fahrzeuge ohne Sportfahrwerk; nur paarweise austauschen	11.9571-9781.2	220659	ATE Ø 57 - Halter	
	114	10/03→07/08	→	☐; → 41085480	11.9407-7001.2	220573	ATE Ø 40 - Halter	
	92	10/03→07/08	→	☐; → 41085480	11.9407-7002.2	220574	ATE Ø 40 - Halter	
				→	☐; V; → 41085480	11.9407-7003.2	220835	ATE Ø 40 - Halter
				→	☐; V; → 41085480	11.9407-7004.2	220836	ATE Ø 40 - Halter
				→	☐; 41085481→	11.9407-7005.2	220637	ATE Ø 40 - Halter
				→	☐; 41085481→	11.9407-7006.2	220638	ATE Ø 40 - Halter
				→	☐; 41085481→	11.9407-7006.2	220638	ATE Ø 40 - Halter
1.9 CDTi	88	04/04→07/08	←	☐; für Fahrzeuge mit Sportfahrwerk; für Polizeifahrzeuge	11.9571-9779.2	220657	ATE Ø 57 - Halter	
			←	☐; für Fahrzeuge mit Sportfahrwerk; für Polizeifahrzeuge	11.9571-9780.2	220658	ATE Ø 57 - Halter	
			←	☐; für Fahrzeuge ohne Sportfahrwerk; nicht für Polizeifahrzeuge; nur paarweise austauschen	11.9571-9781.2	220659	ATE Ø 57 - Halter	
			→	☐; → 41085480	11.9407-7001.2	220573	ATE Ø 40 - Halter	
			→	☐; → 41085480	11.9407-7002.2	220574	ATE Ø 40 - Halter	
			→	☐; V; → 41085480	11.9407-7003.2	220835	ATE Ø 40 - Halter	
			→	☐; V; → 41085480	11.9407-7004.2	220836	ATE Ø 40 - Halter	
			→	☐; 41085481→	11.9407-7005.2	220637	ATE Ø 40 - Halter	
1.9 CDTi 16V 2.0 DTi 16V	110	04/04→07/08	←	☐; nur paarweise austauschen	11.9571-9781.2	220659	ATE Ø 57 - Halter	
	74	10/03→07/08	→	☐; → 41085480	11.9407-7001.2	220573	ATE Ø 40 - Halter	
				→	☐; → 41085480	11.9407-7002.2	220574	ATE Ø 40 - Halter
				→	☐; V; → 41085480	11.9407-7003.2	220835	ATE Ø 40 - Halter
				→	☐; V; → 41085480	11.9407-7004.2	220836	ATE Ø 40 - Halter
				→	☐; 41085481→	11.9407-7005.2	220637	ATE Ø 40 - Halter
				→	☐; 41085481→	11.9407-7006.2	220638	ATE Ø 40 - Halter
				→	☐; 41085481→	11.9407-7006.2	220638	ATE Ø 40 - Halter










	kw			 	! #			
<b>VAUXHALL - VECTRA Mk II (C) Estate 10/03→07/08</b>								
<b>Bremssattel</b>								
2.0 16V Turbo	129	10/03→07/08	➔	☐; → 41085480		11.9407-7001.2	220573	ATE Ø 40 - Halter
			➔	☐; → 41085480		11.9407-7002.2	220574	ATE Ø 40 - Halter
			➔	☐; V; → 41085480		11.9407-7003.2	220835	ATE Ø 40 - Halter
			➔	☐; V; → 41085480		11.9407-7004.2	220836	ATE Ø 40 - Halter
			➔	☐; 41085481→		11.9407-7007.2	220867	ATE Ø 40 - Halter
			➔	☐; 41085481→		11.9407-7008.2	220868	ATE Ø 40 - Halter
2.8 V6 Turbo	169	08/05→07/08	←	☐; 61000001→		11.9606-9971.2	220589	ATE Ø 60 - Halter
			←	☐; 61000001→		11.9606-9972.2	220590	ATE Ø 60 - Halter
			➔	☐; 41085481→		11.9407-7007.2	220867	ATE Ø 40 - Halter
			➔	☐; 41085481→		11.9407-7008.2	220868	ATE Ø 40 - Halter
2.8 V6 Turbo	188	08/06→07/08	←	☐; 61000001→		11.9576-9945.2	220931	ATE Ø 57 - Halter
			←	☐; 61000001→		11.9576-9946.2	220932	ATE Ø 57 - Halter
			➔	☐		11.9407-7007.2	220867	ATE Ø 40 - Halter
			➔	☐		11.9407-7008.2	220868	ATE Ø 40 - Halter
2.8 V6 Turbo	206	10/06→07/08	←	☐		11.9576-9945.2	220931	ATE Ø 57 - Halter
			←	☐		11.9576-9946.2	220932	ATE Ø 57 - Halter
			➔	☐		11.9407-7007.2	220867	ATE Ø 40 - Halter
			➔	☐		11.9407-7008.2	220868	ATE Ø 40 - Halter
3.0 CDTi	135	08/05→07/08	←	☐		11.9606-9971.2	220589	ATE Ø 60 - Halter
			←	☐		11.9606-9972.2	220590	ATE Ø 60 - Halter
			➔	☐; → 41085480		11.9407-7001.2	220573	ATE Ø 40 - Halter
			➔	☐; → 41085480		11.9407-7002.2	220574	ATE Ø 40 - Halter
			➔	☐; → 41085480; V		11.9407-7003.2	220835	ATE Ø 40 - Halter
			➔	☐; → 41085480; V		11.9407-7004.2	220836	ATE Ø 40 - Halter
			➔	☐; 41085481→		11.9407-7007.2	220867	ATE Ø 40 - Halter
			➔	☐; 41085481→		11.9407-7008.2	220868	ATE Ø 40 - Halter
3.0 V6 CDTi 3.2 V6	130	10/03→08/05	←	☐; 31070294→		11.9606-9971.2	220589	ATE Ø 60 - Halter
			←	☐; 31070294→		11.9606-9972.2	220590	ATE Ø 60 - Halter
			➔	☐; → 41085480		11.9407-7001.2	220573	ATE Ø 40 - Halter
			➔	☐; → 41085480		11.9407-7002.2	220574	ATE Ø 40 - Halter
	155	10/03→08/05	➔	☐; V; → 41085480		11.9407-7003.2	220835	ATE Ø 40 - Halter
			➔	☐; V; → 41085480		11.9407-7004.2	220836	ATE Ø 40 - Halter
			➔	☐; 41085481→		11.9407-7007.2	220867	ATE Ø 40 - Halter
			➔	☐; 41085481→		11.9407-7008.2	220868	ATE Ø 40 - Halter
<b>Bremssattelachssatz</b>								
1.8 16V	90	10/03→08/05	←	für Fahrzeuge mit Sportfahrwerk	2	11.0530-0004.2	220933	ATE Ø 57 - Halter
2.2 direct	114	10/03→07/08						
2.2 DTI 16V	92	10/03→07/08						
2.0 16V Turbo	129	10/03→07/08	←		2	11.0530-0004.2	220933	ATE Ø 57 - Halter
3.0 V6 CDTi	130	10/03→08/05	←	→ 31070293	2	11.0530-0004.2	220933	ATE Ø 57 - Halter
3.2 V6	155	10/03→08/05						
<b>Halter, Bremssattel</b>								
1.8	103	01/06→07/08	➔	→ 41085480	2	11.8170-0633.1	260117	ATE
1.8 16V	90	10/03→08/05						
1.9 CDTi	88	04/04→07/08	➔	41085481→	2	11.8170-0633.1	260117	ATE
1.9 CDTi 16V	110	04/04→07/08						
2.0 DTI 16V	74	10/03→07/08						
2.2 direct	114	10/03→07/08						
2.2 DTI 16V	92	10/03→07/08						
2.0 16V Turbo	129	10/03→07/08	➔	41085481→	2	11.8170-0633.1	260117	ATE
3.0 CDTi	135	08/05→07/08						
3.0 V6 CDTi	130	10/03→08/05	➔	→ 41085480	2	11.8170-0633.1	260117	ATE
3.2 V6	155	10/03→08/05						
2.8 V6 Turbo	169	08/05→07/08	➔	41085481→	2	11.8170-0633.1	260117	ATE
<b>Feder, Bremssattel</b>								
1.8	103	01/06→07/08		für Fahrzeuge mit Sportfahrwerk; nicht für Polizeifahrzeuge	2	11.8116-0295.2	390524	ATE
				→ 41085480; V	2	11.8116-0340.1	390595	ATE
↓								








	kw			 	! #			
<b>VAUXHALL - VECTRA Mk II (C) Estate 10/03→07/08</b>								
<b>Feder, Bremssattel</b>								
1.8	103	01/06→07/08		41085481→	2	11.8116-0340.1	390595	ATE
				→ 41085480	2	11.8116-0340.1	390595	ATE
				für Fahrzeuge mit Sportfahrwerk; für Polizeifahrzeuge	2	11.8116-0356.1	390586	ATE
			←	für Fahrzeuge mit Sportfahrwerk; nicht für Polizeifahrzeuge	2	11.8116-0356.1	390586	ATE
1.8 16V 2.2 direct 2.2 DTI 16V	90 114 92	10/03→08/05 10/03→07/08 10/03→07/08		für Fahrzeuge ohne Sportfahrwerk	2	11.8116-0295.2	390524	ATE
				für Fahrzeuge mit Sportfahrwerk	2	11.8116-0325.2	390461	ATE
				V; → 41085480	2	11.8116-0340.1	390595	ATE
				→ 41085480	2	11.8116-0340.1	390595	ATE
				41085481→	2	11.8116-0340.1	390595	ATE
			←	für Fahrzeuge ohne Sportfahrwerk	2	11.8116-0356.1	390586	ATE
1.9 CDTI	88	04/04→07/08		für Fahrzeuge ohne Sportfahrwerk; nicht für Polizeifahrzeuge	2	11.8116-0295.2	390524	ATE
				V; → 41085480	2	11.8116-0340.1	390595	ATE
				41085481→	2	11.8116-0340.1	390595	ATE
				→ 41085480	2	11.8116-0340.1	390595	ATE
				für Fahrzeuge mit Sportfahrwerk; für Polizeifahrzeuge	2	11.8116-0356.1	390586	ATE
			←	für Fahrzeuge ohne Sportfahrwerk; nicht für Polizeifahrzeuge	2	11.8116-0356.1	390586	ATE
1.9 CDTI 16V 2.0 DTI 16V	110 74	04/04→07/08 10/03→07/08			2	11.8116-0295.2	390524	ATE
				41085481→	2	11.8116-0340.1	390595	ATE
				V; → 41085480	2	11.8116-0340.1	390595	ATE
				→ 41085480	2	11.8116-0340.1	390595	ATE
2.0 16V Turbo	129	10/03→07/08	←		2	11.8116-0356.1	390586	ATE
					2	11.8116-0295.2	390524	ATE
				41085481→	2	11.8116-0340.1	390595	ATE
2.8 V6 Turbo	169	08/05→07/08		V; → 41085480	2	11.8116-0340.1	390595	ATE
				→ 41085480	2	11.8116-0340.1	390595	ATE
				41085481→	2	11.8116-0340.1	390595	ATE
2.8 V6 Turbo	188	08/06→07/08	←	61000001→	2	11.8116-0345.2	390596	ATE
					2	11.8116-0410.2	390589	ATE
2.8 V6 Turbo	206	10/06→07/08			2	11.8116-0410.2	390589	ATE
3.0 CDTi	135	08/05→07/08		41085481→	2	11.8116-0340.1	390595	ATE
				→ 41085480; V	2	11.8116-0340.1	390595	ATE
				→ 41085480	2	11.8116-0340.1	390595	ATE
			←		2	11.8116-0345.2	390596	ATE
3.0 V6 CDTI 3.2 V6	130 155	10/03→08/05 10/03→08/05		→ 31070293	2	11.8116-0325.2	390461	ATE
				V; → 41085480	2	11.8116-0340.1	390595	ATE
				41085481→	2	11.8116-0340.1	390595	ATE
				→ 41085480	2	11.8116-0340.1	390595	ATE
			←	31070294→	2	11.8116-0345.2	390596	ATE
<b>Führungshülzensatz, Bremssattel</b>								
1.8	103	01/06→07/08	←	für Fahrzeuge mit Sportfahrwerk; für Polizeifahrzeuge		11.0101-5407.2	260011	ATE
			←	für Fahrzeuge mit Sportfahrwerk; nicht für Polizeifahrzeuge		11.0101-5407.2	260011	ATE
			→	→ 41085480; V		11.0101-5407.2	260011	ATE
			→	→ 41085480		11.0101-5407.2	260011	ATE
			→	41085481→		11.0101-5407.2	260011	ATE
1.8 16V 2.2 direct 2.2 DTI 16V	90 114 92	10/03→08/05 10/03→07/08 10/03→07/08	←	für Fahrzeuge ohne Sportfahrwerk		11.0101-5407.2	260011	ATE
			←	für Fahrzeuge mit Sportfahrwerk		11.0101-5407.2	260011	ATE
			→	V; → 41085480		11.0101-5407.2	260011	ATE
			→	→ 41085480		11.0101-5407.2	260011	ATE
			→	41085481→		11.0101-5407.2	260011	ATE
1.9 CDTI	88	04/04→07/08	←	für Fahrzeuge mit Sportfahrwerk; für Polizeifahrzeuge		11.0101-5407.2	260011	ATE
			←	für Fahrzeuge ohne Sportfahrwerk; nicht für Polizeifahrzeuge		11.0101-5407.2	260011	ATE
			→	V; → 41085480		11.0101-5407.2	260011	ATE
↓								








	kW			 	! #		
<b>VAUXHALL - VECTRA Mk II (C) Estate 10/03→07/08</b>							
<b>Führungshülzensatz, Bremssattel</b>							
1.9 CDTI	88	04/04→07/08	➡	41085481→		11.0101-5407.2 260011	ATE
			➡	→ 41085480		11.0101-5407.2 260011	ATE
1.9 CDTI 16V 2.0 16V Turbo 2.0 DTI 16V	110 129 74	04/04→07/08 10/03→07/08 10/03→07/08	←			11.0101-5407.2 260011	ATE
			➡	V; → 41085480		11.0101-5407.2 260011	ATE
			➡	41085481→		11.0101-5407.2 260011	ATE
			➡	→ 41085480		11.0101-5407.2 260011	ATE
2.8 V6 Turbo	169	08/05→07/08	←	61000001→		11.0101-5407.2 260011	ATE
			➡	41085481→		11.0101-5407.2 260011	ATE
2.8 V6 Turbo	188	08/06→07/08	←	61000001→		11.0101-5407.2 260011	ATE
			➡			11.0101-5407.2 260011	ATE
2.8 V6 Turbo	206	10/06→07/08	←			11.0101-5407.2 260011	ATE
			➡			11.0101-5407.2 260011	ATE
3.0 CDTi	135	08/05→07/08	←			11.0101-5407.2 260011	ATE
			➡	→ 41085480; V		11.0101-5407.2 260011	ATE
			➡	→ 41085480		11.0101-5407.2 260011	ATE
			➡	41085481→		11.0101-5407.2 260011	ATE
3.0 V6 CDTI 3.2 V6	130 155	10/03→08/05 10/03→08/05	←	31070294→		11.0101-5407.2 260011	ATE
			←	→ 31070293		11.0101-5407.2 260011	ATE
			➡	V; → 41085480		11.0101-5407.2 260011	ATE
			➡	→ 41085480		11.0101-5407.2 260011	ATE
			➡	41085481→		11.0101-5407.2 260011	ATE
<b>Führungsbolzen, Bremssattel</b>							
1.8	103	01/06→07/08		→ 41085480		11.8171-0008.1 990049	ATE
				für Fahrzeuge mit Sportfahrwerk; für Polizeifahrzeuge		11.8171-0008.1 990049	ATE
				→ 41085480; V		11.8171-0008.1 990049	ATE
				für Fahrzeuge mit Sportfahrwerk; nicht für Polizeifahrzeuge		11.8171-0008.1 990049	ATE
1.8 16V 2.2 direct 2.2 DTI 16V	90 114 92	10/03→08/05 10/03→07/08 10/03→07/08		41085481→		11.8171-0008.1 990049	ATE
				→ 41085480		11.8171-0008.1 990049	ATE
				V; → 41085480		11.8171-0008.1 990049	ATE
				für Fahrzeuge ohne Sportfahrwerk		11.8171-0008.1 990049	ATE
				für Fahrzeuge mit Sportfahrwerk		11.8171-0008.1 990049	ATE
1.9 CDTI	88	04/04→07/08		→ 41085480		11.8171-0008.1 990049	ATE
				für Fahrzeuge mit Sportfahrwerk; für Polizeifahrzeuge		11.8171-0008.1 990049	ATE
				41085481→		11.8171-0008.1 990049	ATE
				V; → 41085480		11.8171-0008.1 990049	ATE
				für Fahrzeuge ohne Sportfahrwerk; nicht für Polizeifahrzeuge		11.8171-0008.1 990049	ATE
1.9 CDTI 16V 2.0 16V Turbo 2.0 DTI 16V	110 129 74	04/04→07/08 10/03→07/08 10/03→07/08		41085481→		11.8171-0008.1 990049	ATE
				→ 41085480		11.8171-0008.1 990049	ATE
						11.8171-0008.1 990049	ATE
				V; → 41085480		11.8171-0008.1 990049	ATE
2.8 V6 Turbo	169	08/05→07/08		41085481→		11.8171-0008.1 990049	ATE
				61000001→		11.8171-0008.1 990049	ATE
2.8 V6 Turbo	188	08/06→07/08		61000001→		11.8171-0008.1 990049	ATE
2.8 V6 Turbo	206	10/06→07/08				11.8171-0008.1 990049	ATE
3.0 CDTi	135	08/05→07/08		→ 41085480; V		11.8171-0008.1 990049	ATE
				→ 41085480		11.8171-0008.1 990049	ATE
				41085481→		11.8171-0008.1 990049	ATE
				41085481→		11.8171-0008.1 990049	ATE
3.0 V6 CDTI 3.2 V6	130 155	10/03→08/05 10/03→08/05		41085481→		11.8171-0008.1 990049	ATE
				→ 41085480		11.8171-0008.1 990049	ATE
				V; → 41085480		11.8171-0008.1 990049	ATE
				→ 31070293		11.8171-0008.1 990049	ATE
↓							













	kw			 	! #		
<b>VAUXHALL - VECTRA Mk II (C) Estate 10/03→07/08</b>							
<b>Führungsbolzen, Bremsattel</b>							
3.0 V6 CDTi	130	10/03→08/05		31070294→		11.8171-0008.1	990049 ATE
3.2 V6	155	10/03→08/05					
<b>Dichtungssatz, Bremsattel</b>							
2.8 V6 Turbo	169	08/05→07/08	←	61000001→		11.0441-6008.2	250038 ATE für Kolben-Ø [mm]: 60
3.0 CDTi	135	08/05→07/08	←			11.0441-6008.2	250038 ATE für Kolben-Ø [mm]: 60
3.0 V6 CDTi	130	10/03→08/05	←	31070294→		11.0441-6008.2	250038 ATE für Kolben-Ø [mm]: 60
3.2 V6	155	10/03→08/05					
<b>Bremsschlauch</b>							
1.8	103	01/06→07/08	←		2	83.7807-0412.3	331098 L= 412
1.8 16V	90	10/03→08/05					
1.9 CDTi	88	04/04→07/08	→		2	24.5259-0315.3	330882 L= 315
1.9 CDTi 16V	110	04/04→07/08					
2.0 16V Turbo	129	10/03→07/08					
2.0 DTi 16V	74	10/03→07/08					
2.2 direct	114	10/03→07/08					
2.2 DTi 16V	92	10/03→07/08					
2.8 V6 Turbo	169	08/05→07/08					
2.8 V6 Turbo	188	08/06→07/08					
2.8 V6 Turbo	206	10/06→07/08					
3.0 CDTi	135	08/05→07/08					
3.0 V6 CDTi	130	10/03→08/05					
3.2 V6	155	10/03→08/05					
<b>VAUXHALL - VECTRA Mk II (C) GTS 08/02→07/08</b>							
<b>Bremssattel</b>							
1.8	103	01/06→07/08	←	☐; für Fahrzeuge mit Sportfahrwerk; für Polizeifahrzeuge		11.9571-9779.2	220657 ATE Ø 57 - Halter
			←	☐; für Fahrzeuge mit Sportfahrwerk; für Polizeifahrzeuge		11.9571-9780.2	220658 ATE Ø 57 - Halter
			←	☐; für Fahrzeuge mit Sportfahrwerk; nur paarweise austauschen		11.9571-9781.2	220659 ATE Ø 57 - Halter
			→	☐		11.9387-7003.2	220567 ATE Ø 38 - Halter
			→	☐		11.9387-7004.2	220568 ATE Ø 38 - Halter
			→	☐; V		11.9387-7005.2	220569 ATE Ø 38 - Halter
			→	☐; V		11.9387-7006.2	220570 ATE Ø 38 - Halter
1.8 16V	90	08/02→07/08	←	☐; für Fahrzeuge ohne Sportfahrwerk; nur paarweise austauschen		11.9571-9781.2	220659 ATE Ø 57 - Halter
1.8 16V Dualfuel	90	08/02→07/08					
2.2 16V	108	08/02→07/08	→	☐		11.9387-7003.2	220567 ATE Ø 38 - Halter
2.2 direct	114	10/03→08/05	→	☐		11.9387-7004.2	220568 ATE Ø 38 - Halter
2.2 DTi 16V	92	08/02→07/08	→	☐; V		11.9387-7005.2	220569 ATE Ø 38 - Halter
			→	☐; V		11.9387-7006.2	220570 ATE Ø 38 - Halter
1.9 CDTi	88	08/02→07/08	←	☐; 04/04→; nur paarweise austauschen		11.9571-9781.2	220659 ATE Ø 57 - Halter
			→	☐; 04/04→		11.9387-7003.2	220567 ATE Ø 38 - Halter
			→	☐; 04/04→		11.9387-7004.2	220568 ATE Ø 38 - Halter
			→	☐; 04/04→; V		11.9387-7005.2	220569 ATE Ø 38 - Halter
			→	☐; 04/04→; V		11.9387-7006.2	220570 ATE Ø 38 - Halter
1.9 CDTi 16V	110	04/04→07/08	←	☐; nur paarweise austauschen		11.9571-9781.2	220659 ATE Ø 57 - Halter
2.0 DTi 16V	74	08/02→07/08	→	☐		11.9387-7003.2	220567 ATE Ø 38 - Halter
			→	☐		11.9387-7004.2	220568 ATE Ø 38 - Halter
			→	☐; V		11.9387-7005.2	220569 ATE Ø 38 - Halter
			→	☐; V		11.9387-7006.2	220570 ATE Ø 38 - Halter
2.0 16V Turbo	129	03/03→07/08	→	☐		11.9387-7003.2	220567 ATE Ø 38 - Halter
			→	☐		11.9387-7004.2	220568 ATE Ø 38 - Halter
			→	☐; V		11.9387-7005.2	220569 ATE Ø 38 - Halter
			→	☐; V		11.9387-7006.2	220570 ATE Ø 38 - Halter
2.8 V6 Turbo	169	08/05→07/08	←	☐; 61000001→; - OPC / -VXR		11.9606-9971.2	220589 ATE Ø 60 - Halter
2.8 V6 Turbo	184	08/06→07/08	←	☐; 61000001→; + OPC / +VXR		11.9606-9971.2	220589 ATE Ø 60 - Halter
			←	☐; 61000001→; - OPC / -VXR		11.9606-9972.2	220590 ATE Ø 60 - Halter
			←	☐; 61000001→; + OPC / +VXR		11.9606-9972.2	220590 ATE Ø 60 - Halter
			→	☐		11.9387-7003.2	220567 ATE Ø 38 - Halter
			→	☐		11.9387-7004.2	220568 ATE Ø 38 - Halter



	kw			 	! #		
<b>VAUXHALL - VECTRA Mk II (C) GTS 08/02→07/08</b>							
<b>Bremssattel</b>							
2.8 V6 Turbo	169	08/05→07/08	➔	☐; V		11.9387-7005.2 220569	ATE Ø 38 - Halter
2.8 V6 Turbo	184	08/06→07/08	➔	☐; V		11.9387-7006.2 220570	ATE Ø 38 - Halter
2.8 V6 Turbo	188	08/05→07/08	➔	☐; 61000001→		11.9576-9945.2 220931	ATE Ø 57 - Halter
2.8 V6 Turbo	206	08/06→07/08	➔	☐; 61000001→		11.9576-9946.2 220932	ATE Ø 57 - Halter
			➔	☐		11.9387-7005.2 220569	ATE Ø 38 - Halter
			➔	☐		11.9387-7006.2 220570	ATE Ø 38 - Halter
3.0 CDTi	135	08/05→07/08	➔	☐; 61000001→		11.9606-9971.2 220589	ATE Ø 60 - Halter
			➔	☐; 61000001→		11.9606-9972.2 220590	ATE Ø 60 - Halter
			➔	☐		11.9387-7003.2 220567	ATE Ø 38 - Halter
			➔	☐		11.9387-7004.2 220568	ATE Ø 38 - Halter
			➔	☐; V		11.9387-7005.2 220569	ATE Ø 38 - Halter
			➔	☐; V		11.9387-7006.2 220570	ATE Ø 38 - Halter
3.0 V6 CDTi	130	06/03→08/05	➔	☐; 31070294→		11.9606-9971.2 220589	ATE Ø 60 - Halter
3.2 V6	155	08/02→07/08	➔	☐; 31070294→		11.9606-9972.2 220590	ATE Ø 60 - Halter
			➔	☐		11.9387-7003.2 220567	ATE Ø 38 - Halter
			➔	☐		11.9387-7004.2 220568	ATE Ø 38 - Halter
			➔	☐; V		11.9387-7005.2 220569	ATE Ø 38 - Halter
			➔	☐; V		11.9387-7006.2 220570	ATE Ø 38 - Halter
<b>Bremssattelachssatz</b>							
1.8 16V	90	08/02→07/08	➔	für Fahrzeuge mit Sportfahrwerk	2	11.0530-0004.2 220933	ATE Ø 57 - Halter
1.8 16V Dualfuel	90	08/02→07/08					
2.2 16V	108	08/02→07/08					
2.2 direct	114	10/03→08/05					
2.2 DTI 16V	92	08/02→07/08					
2.0 16V Turbo	129	03/03→07/08	➔		2	11.0530-0004.2 220933	ATE Ø 57 - Halter
3.0 V6 CDTi	130	06/03→08/05	➔	→ 31070293	2	11.0530-0004.2 220933	ATE Ø 57 - Halter
3.2 V6	155	08/02→07/08					
<b>Halter, Bremssattel</b>							
1.8	103	01/06→07/08	➔			11.8170-0633.1 260117	ATE
1.8 16V	90	08/02→07/08					
1.8 16V Dualfuel	90	08/02→07/08					
1.9 CDTi 16V	110	04/04→07/08					
2.0 16V Turbo	129	03/03→07/08					
2.0 DTI 16V	74	08/02→07/08					
2.2 16V	108	08/02→07/08					
2.2 direct	114	10/03→08/05					
2.2 DTI 16V	92	08/02→07/08					
2.8 V6 Turbo	169	08/05→07/08					
2.8 V6 Turbo	184	08/06→07/08					
3.0 CDTi	135	08/05→07/08					
3.0 V6 CDTi	130	06/03→08/05					
3.2 V6	155	08/02→07/08					
1.9 CDTi	88	08/02→07/08	➔	04/04→		11.8170-0633.1 260117	ATE
<b>Feder, Bremssattel</b>							
1.8	103	01/06→07/08		für Fahrzeuge mit Sportfahrwerk	2	11.8116-0295.2 390524	ATE
					2	11.8116-0340.1 390595	ATE
			➔	für Fahrzeuge mit Sportfahrwerk; für Polizeifahrzeuge	2	11.8116-0356.1 390586	ATE
			➔	für Fahrzeuge mit Sportfahrwerk	2	11.8116-0356.1 390586	ATE
			➔	V	2	11.8116-0340.1 390595	ATE
1.8 16V	90	08/02→07/08		für Fahrzeuge ohne Sportfahrwerk	2	11.8116-0295.2 390524	ATE
1.8 16V Dualfuel	90	08/02→07/08					
2.2 16V	108	08/02→07/08		für Fahrzeuge mit Sportfahrwerk	2	11.8116-0325.2 390461	ATE
2.2 direct	114	10/03→08/05					
2.2 DTI 16V	92	08/02→07/08	➔	für Fahrzeuge ohne Sportfahrwerk	2	11.8116-0356.1 390586	ATE
			➔	V	2	11.8116-0340.1 390595	ATE
1.9 CDTi	88	08/02→07/08		04/04→	2	11.8116-0295.2 390524	ATE
				04/04→	2	11.8116-0340.1 390595	ATE
			➔	04/04→	2	11.8116-0356.1 390586	ATE
			➔	04/04→; V	2	11.8116-0340.1 390595	ATE
1.9 CDTi 16V	110	04/04→07/08					
2.0 DTI 16V	74	08/02→07/08					
↓							












	kW			 	! #		
<b>VAUXHALL - VECTRA Mk II (C) GTS 08/02→07/08</b>							
<b>Feder, Bremssattel</b>							
1.9 CDTi 16V 2.0 DTi 16V	110 74	04/04→07/08 08/02→07/08			2	11.8116-0340.1 390595	ATE
			←		2	11.8116-0356.1 390586	ATE
			→	V	2	11.8116-0340.1 390595	ATE
2.0 16V Turbo	129	03/03→07/08			2	11.8116-0325.2 390461	ATE
					2	11.8116-0340.1 390595	ATE
			→	V	2	11.8116-0340.1 390595	ATE
2.8 V6 Turbo 2.8 V6 Turbo	169 184	08/05→07/08 08/06→07/08			2	11.8116-0340.1 390595	ATE
			←	61000001→; + OPC / +VXR	2	11.8116-0345.2 390596	ATE
			←	61000001→; - OPC / -VXR	2	11.8116-0345.2 390596	ATE
			→	V	2	11.8116-0340.1 390595	ATE
2.8 V6 Turbo 2.8 V6 Turbo	188 206	08/05→07/08 08/06→07/08		61000001→	2	11.8116-0410.2 390589	ATE
			→		2	11.8116-0340.1 390595	ATE
3.0 CDTi	135	08/05→07/08			2	11.8116-0340.1 390595	ATE
			←	61000001→	2	11.8116-0345.2 390596	ATE
			→	V	2	11.8116-0340.1 390595	ATE
3.0 V6 CDTi 3.2 V6	130 155	06/03→08/05 08/02→07/08		→ 31070293	2	11.8116-0325.2 390461	ATE
					2	11.8116-0340.1 390595	ATE
			←	31070294→	2	11.8116-0345.2 390596	ATE
			→	V	2	11.8116-0340.1 390595	ATE
<b>Führungshülzensatz, Bremssattel</b>							
1.8	103	01/06→07/08	←	für Fahrzeuge mit Sportfahrwerk; für Polizeifahrzeuge		11.0101-5407.2 260011	ATE
			←	für Fahrzeuge mit Sportfahrwerk		11.0101-5407.2 260011	ATE
			→			11.0101-5407.2 260011	ATE
			→	V		11.0101-5407.2 260011	ATE
1.8 16V 1.8 16V Dualfuel 2.2 16V 2.2 direct 2.2 DTi 16V	90 90 108 114 92	08/02→07/08 08/02→07/08 08/02→07/08 10/03→08/05 08/02→07/08	←	für Fahrzeuge ohne Sportfahrwerk		11.0101-5407.2 260011	ATE
			←	für Fahrzeuge mit Sportfahrwerk		11.0101-5407.2 260011	ATE
			→	V		11.0101-5407.2 260011	ATE
			→			11.0101-5407.2 260011	ATE
1.9 CDTi	88	08/02→07/08	←	04/04→		11.0101-5407.2 260011	ATE
			→	04/04→		11.0101-5407.2 260011	ATE
			→	04/04→; V		11.0101-5407.2 260011	ATE
1.9 CDTi 16V 2.0 16V Turbo 2.0 DTi 16V	110 129 74	04/04→07/08 03/03→07/08 08/02→07/08	←			11.0101-5407.2 260011	ATE
			→	V		11.0101-5407.2 260011	ATE
			→			11.0101-5407.2 260011	ATE
2.8 V6 Turbo 2.8 V6 Turbo	169 184	08/05→07/08 08/06→07/08	←	61000001→; + OPC / +VXR		11.0101-5407.2 260011	ATE
			←	61000001→; - OPC / -VXR		11.0101-5407.2 260011	ATE
			→			11.0101-5407.2 260011	ATE
			→	V		11.0101-5407.2 260011	ATE
2.8 V6 Turbo 2.8 V6 Turbo	188 206	08/05→07/08 08/06→07/08	←	61000001→		11.0101-5407.2 260011	ATE
			→			11.0101-5407.2 260011	ATE
3.0 CDTi	135	08/05→07/08	←	61000001→		11.0101-5407.2 260011	ATE
			→			11.0101-5407.2 260011	ATE
			→	V		11.0101-5407.2 260011	ATE
3.0 V6 CDTi 3.2 V6	130 155	06/03→08/05 08/02→07/08	←	→ 31070293		11.0101-5407.2 260011	ATE
			←	31070294→		11.0101-5407.2 260011	ATE
			→	V		11.0101-5407.2 260011	ATE
			→			11.0101-5407.2 260011	ATE
<b>Führungsbolzen, Bremssattel</b>							
1.8	103	01/06→07/08		für Fahrzeuge mit Sportfahrwerk; für Polizeifahrzeuge		11.8171-0008.1 990049	ATE
				V		11.8171-0008.1 990049	ATE
				für Fahrzeuge mit Sportfahrwerk		11.8171-0008.1 990049	ATE
						11.8171-0008.1 990049	ATE
↓							








	kw					! #		
<b>VAUXHALL - VECTRA Mk II (C) GTS 08/02→07/08</b>								
<b>Führungsbolzen, Bremsattel</b>								
1.8 16V	90	08/02→07/08					11.8171-0008.1 990049	ATE
1.8 16V Dualfuel	90	08/02→07/08		V			11.8171-0008.1 990049	ATE
2.2 16V	108	08/02→07/08					11.8171-0008.1 990049	ATE
2.2 direct	114	10/03→08/05		für Fahrzeuge ohne Sportfahrwerk			11.8171-0008.1 990049	ATE
2.2 DTI 16V	92	08/02→07/08		für Fahrzeuge mit Sportfahrwerk			11.8171-0008.1 990049	ATE
1.9 CDTi	88	08/02→07/08		04/04→			11.8171-0008.1 990049	ATE
				04/04→			11.8171-0008.1 990049	ATE
				04/04→; V			11.8171-0008.1 990049	ATE
1.9 CDTi 16V	110	04/04→07/08		V			11.8171-0008.1 990049	ATE
2.0 16V Turbo	129	03/03→07/08					11.8171-0008.1 990049	ATE
2.0 DTI 16V	74	08/02→07/08					11.8171-0008.1 990049	ATE
2.8 V6 Turbo	169	08/05→07/08					11.8171-0008.1 990049	ATE
2.8 V6 Turbo	184	08/06→07/08		V			11.8171-0008.1 990049	ATE
				61000001→; + OPC / +VXR			11.8171-0008.1 990049	ATE
				61000001→; - OPC / -VXR			11.8171-0008.1 990049	ATE
2.8 V6 Turbo	188	08/05→07/08		61000001→			11.8171-0008.1 990049	ATE
2.8 V6 Turbo	206	08/06→07/08					11.8171-0008.1 990049	ATE
3.0 CDTi	135	08/05→07/08		V			11.8171-0008.1 990049	ATE
							11.8171-0008.1 990049	ATE
				61000001→			11.8171-0008.1 990049	ATE
3.0 V6 CDTi	130	06/03→08/05					11.8171-0008.1 990049	ATE
3.2 V6	155	08/02→07/08		V			11.8171-0008.1 990049	ATE
				31070294→			11.8171-0008.1 990049	ATE
				→ 31070293			11.8171-0008.1 990049	ATE
<b>Dichtungssatz, Bremsattel</b>								
2.8 V6 Turbo	169	08/05→07/08	←	61000001→; - OPC / -VXR			11.0441-6008.2 250038	ATE für Kolben-Ø [mm]: 60
2.8 V6 Turbo	184	08/06→07/08						
3.0 CDTi	135	08/05→07/08	←	61000001→			11.0441-6008.2 250038	ATE für Kolben-Ø [mm]: 60
3.0 V6 CDTi	130	06/03→08/05	←	31070294→			11.0441-6008.2 250038	ATE für Kolben-Ø [mm]: 60
3.2 V6	155	08/02→07/08						
<b>Bremsschlauch</b>								
1.8	103	01/06→07/08	←		2	83.7807-0412.3 331098		L= 412
1.8 16V	90	08/02→07/08						
1.8 16V Dualfuel	90	08/02→07/08	→		2	24.5259-0315.3 330882		L= 315
1.9 CDTi 16V	110	04/04→07/08						
2.0 16V Turbo	129	03/03→07/08						
2.0 DTI 16V	74	08/02→07/08						
2.2 16V	108	08/02→07/08						
2.2 direct	114	10/03→08/05						
2.2 DTI 16V	92	08/02→07/08						
2.8 V6 Turbo	169	08/05→07/08						
2.8 V6 Turbo	184	08/06→07/08						
2.8 V6 Turbo	188	08/05→07/08						
2.8 V6 Turbo	206	08/06→07/08						
3.0 CDTi	135	08/05→07/08						
3.0 V6 CDTi	130	06/03→08/05						
3.2 V6	155	08/02→07/08						
1.9 CDTi	88	08/02→07/08	←	04/04→	2	83.7807-0412.3 331098		L= 412
			→	04/04→	2	24.5259-0315.3 330882		L= 315
<b>VAUXHALL - VIVARO Combi 05/14→</b>								
<b>Bremssattel</b>								
1.6 CDTi	66	05/14→	→	☐; 07/14→		24.3414-1707.5 240337		TRW Ø 41 - Halter
1.6 CDTi	85	05/14→						
1.6 CDTi	88	05/14→	→	☐; 07/14→		24.3414-1708.5 240338		TRW Ø 41 - Halter
1.6 CDTi	103	06/14→						
1.6 CDTi	70	08/16→	→	☐		24.3414-1707.5 240337		TRW Ø 41 - Halter
1.6 CDTi	89	09/16→						
1.6 CDTi	92	08/16→	→	☐		24.3414-1708.5 240338		TRW Ø 41 - Halter
1.6 CDTi	107	08/16→						
<b>VAUXHALL - VIVARO Combi (J7) 08/01→07/14</b>								
<b>Bremssattel</b>								
1.9 DI	59	08/01→12/06	←	☐		24.3451-1713.7 220737		TRW Ø1 40 Ø2 45 - Halter
1.9 DTI	74	08/01→12/06	←	☐		24.3451-1714.7 220738		TRW Ø1 40 Ø2 45 - Halter
2.0 16V	88	08/01→12/06	→	☐; 2V607599→		24.3414-1707.5 240337		TRW Ø 41 - Halter
↓								

	kw			 	! #		
<b>VAUXHALL - VIVARO Combi (J7) 08/01→07/14</b>							
 <b>Bremssattel</b>							
1.9 DI 1.9 DTI 2.0 16V	59 74 88	08/01→12/06 08/01→12/06 08/01→12/06	→	☐; 2V607599→		24.3414-1708.5 240338	TRW Ø 41 - Halter
2.0 CDTI 2.5 CDTI	66 107	01/06→07/14 01/06→07/14	←	☐; 08/06→ 06/14		24.3451-1713.7 220737	TRW Ø1 40 Ø2 45 - Halter
			←	☐; 08/06→ 06/14		24.3451-1714.7 220738	TRW Ø1 40 Ø2 45 - Halter
			→	☐; 2V607599→; → 06/14		24.3414-1707.5 240337	TRW Ø 41 - Halter
			→	☐; 2V607599→; → 06/14		24.3414-1708.5 240338	TRW Ø 41 - Halter
2.0 CDTI 2.0 ECOTEC 2.5 CDTI 2.5 DTI	84 86 84 99	08/06→07/14 08/06→07/14 08/06→07/14 07/03→07/14	←	☐; → 06/14		24.3451-1713.7 220737	TRW Ø1 40 Ø2 45 - Halter
			←	☐; → 06/14		24.3451-1714.7 220738	TRW Ø1 40 Ø2 45 - Halter
			→	☐; 2V607599→; → 06/14		24.3414-1707.5 240337	TRW Ø 41 - Halter
			→	☐; 2V607599→; → 06/14		24.3414-1708.5 240338	TRW Ø 41 - Halter
 <b>Bremsschlauch</b>							
1.9 DI 1.9 DTI 2.0 16V	59 74 88	08/01→12/06 08/01→12/06 08/01→12/06		am Bremssattel	2	24.5111-0221.3 330818	L= 220
			←		2	24.5111-0386.3 330503	L= 385
			→		2	24.5229-0200.3 330572	L= 200
2.0 CDTI 2.5 CDTI	66 107	01/06→07/14 01/06→07/14		am Bremssattel; 08/06→ 06/14	2	24.5111-0221.3 330818	L= 220
			←	08/06→ 06/14	2	24.5111-0386.3 330503	L= 385
			→	08/06→ 06/14	2	24.5229-0200.3 330572	L= 200
2.0 CDTI 2.0 ECOTEC 2.5 CDTI 2.5 DTI	84 86 84 99	08/06→07/14 08/06→07/14 08/06→07/14 07/03→07/14		am Bremssattel; → 06/14	2	24.5111-0221.3 330818	L= 220
			←	→ 06/14	2	24.5111-0386.3 330503	L= 385
			→	→ 06/14	2	24.5229-0200.3 330572	L= 200
<b>VAUXHALL - VIVARO Kasten 05/14→</b>							
 <b>Bremssattel</b>							
1.6 CDTi 1.6 CDTi 1.6 CDTi 1.6 CDTi	66 85 88 103	05/14→ 05/14→ 05/14→ 05/14→	→	☐; 07/14→		24.3414-1707.5 240337	TRW Ø 41 - Halter
			→	☐; 07/14→		24.3414-1708.5 240338	TRW Ø 41 - Halter
1.6 CDTi 1.6 CDTi 1.6 CDTi 1.6 CDTi	70 89 92 107	08/16→ 09/16→ 08/16→ 08/16→	→	☐		24.3414-1707.5 240337	TRW Ø 41 - Halter
			→	☐		24.3414-1708.5 240338	TRW Ø 41 - Halter
<b>VAUXHALL - VIVARO Kasten (F7) 08/01→07/14</b>							
 <b>Bremssattel</b>							
1.9 DI 1.9 DTI 2.0 16V 2.5 CDTI	59 74 88 84	08/01→12/06 08/01→12/06 08/01→12/06 08/06→08/08	←	☐		24.3451-1713.7 220737	TRW Ø1 40 Ø2 45 - Halter
			←	☐		24.3451-1714.7 220738	TRW Ø1 40 Ø2 45 - Halter
			→	☐; 2V607599→		24.3414-1707.5 240337	TRW Ø 41 - Halter
			→	☐; 2V607599→		24.3414-1708.5 240338	TRW Ø 41 - Halter
2.0 CDTI	66	01/06→07/14	←	☐; 08/06→ 06/14		24.3451-1713.7 220737	TRW Ø1 40 Ø2 45 - Halter
			←	☐; 08/06→ 06/14		24.3451-1714.7 220738	TRW Ø1 40 Ø2 45 - Halter
			→	☐; 2V607599→; → 06/14		24.3414-1707.5 240337	TRW Ø 41 - Halter
			→	☐; 2V607599→; → 06/14		24.3414-1708.5 240338	TRW Ø 41 - Halter
2.0 CDTI 2.0 ECOTEC 2.5 CDTI 2.5 DTI	84 86 107 99	08/06→07/14 08/06→07/14 08/06→07/14 07/03→07/14	←	☐; → 06/14		24.3451-1713.7 220737	TRW Ø1 40 Ø2 45 - Halter
			←	☐; → 06/14		24.3451-1714.7 220738	TRW Ø1 40 Ø2 45 - Halter
			→	☐; 2V607599→; → 06/14		24.3414-1707.5 240337	TRW Ø 41 - Halter
			→	☐; 2V607599→; → 06/14		24.3414-1708.5 240338	TRW Ø 41 - Halter
 <b>Bremsschlauch</b>							
1.9 DI 1.9 DTI 2.0 16V 2.5 CDTI	59 74 88 84	08/01→12/06 08/01→12/06 08/01→12/06 08/06→08/08		am Bremssattel	2	24.5111-0221.3 330818	L= 220
			←		2	24.5111-0386.3 330503	L= 385
			→		2	24.5229-0200.3 330572	L= 200
2.0 CDTI	66	01/06→07/14		am Bremssattel; 08/06→ 06/14	2	24.5111-0221.3 330818	L= 220
			←	08/06→ 06/14	2	24.5111-0386.3 330503	L= 385
			→	08/06→ 06/14	2	24.5229-0200.3 330572	L= 200
2.0 CDTI 2.0 ECOTEC 2.5 CDTI 2.5 DTI	84 86 107 99	08/06→07/14 08/06→07/14 08/06→07/14 07/03→07/14		am Bremssattel; → 06/14	2	24.5111-0221.3 330818	L= 220
			←	→ 06/14	2	24.5111-0386.3 330503	L= 385
			→	→ 06/14	2	24.5229-0200.3 330572	L= 200





	kW			 	! #		
<b>VAUXHALL - VIVARO Pritsche/Fahrgestell 05/14→</b>							
 <b>Bremssattel</b>							
1.6 CDTi	85	05/14→	➡	☐; 07/14→		24.3414-1707.5 240337	TRW Ø 41 - Halter
1.6 CDTi	88	05/14→	➡	☐; 07/14→		24.3414-1708.5 240338	TRW Ø 41 - Halter
1.6 CDTi	103	05/14→	➡	☐; 07/14→			
1.6 CDTi	107	08/16→	➡	☐		24.3414-1707.5 240337	TRW Ø 41 - Halter
1.6 CDTi	92	08/16→	➡	☐		24.3414-1708.5 240338	TRW Ø 41 - Halter
<b>VAUXHALL - VIVARO Pritsche/Fahrgestell (E7) 04/03→07/14</b>							
 <b>Bremssattel</b>							
1.9 DI	59	04/03→07/14	←	☐; → 06/14		24.3451-1713.7 220737	TRW Ø1 40 Ø2 45 - Halter
2.0 16V	88	04/03→07/14	←	☐; → 06/14		24.3451-1714.7 220738	TRW Ø1 40 Ø2 45 - Halter
2.0 CDTI	84	08/06→07/14	←	☐; → 06/14			
2.0 ECOTEC	86	08/06→07/14	➡	☐; 2V607599→; → 06/14		24.3414-1707.5 240337	TRW Ø 41 - Halter
2.5 CDTI	84	08/06→07/14	➡	☐; 2V607599→; → 06/14		24.3414-1708.5 240338	TRW Ø 41 - Halter
2.5 CDTI	107	08/06→07/14	➡	☐; 2V607599→; → 06/14			
2.0 CDTI	66	01/06→07/14	←	☐; 08/06→ 06/14		24.3451-1713.7 220737	TRW Ø1 40 Ø2 45 - Halter
			←	☐; 08/06→ 06/14		24.3451-1714.7 220738	TRW Ø1 40 Ø2 45 - Halter
			➡	☐; 2V607599→; → 06/14		24.3414-1707.5 240337	TRW Ø 41 - Halter
			➡	☐; 2V607599→; → 06/14		24.3414-1708.5 240338	TRW Ø 41 - Halter
2.5 CDTI	99	04/03→07/06	←	☐; 05/03→		24.3451-1713.7 220737	TRW Ø1 40 Ø2 45 - Halter
			←	☐; 05/03→		24.3451-1714.7 220738	TRW Ø1 40 Ø2 45 - Halter
			➡	☐; 2V607599→		24.3414-1707.5 240337	TRW Ø 41 - Halter
			➡	☐; 2V607599→		24.3414-1708.5 240338	TRW Ø 41 - Halter
 <b>Bremsschlauch</b>							
1.9 DI	59	04/03→07/14		am Bremssattel; → 06/14	2	24.5111-0221.3 330818	L= 220
2.0 16V	88	04/03→07/14	←	→ 06/14	2	24.5111-0386.3 330503	L= 385
2.0 CDTI	84	08/06→07/14	←	→ 06/14	2	24.5229-0200.3 330572	L= 200
2.0 ECOTEC	86	08/06→07/14	➡	→ 06/14			
2.5 CDTI	84	08/06→07/14	➡	→ 06/14			
2.5 CDTI	107	08/06→07/14	➡	→ 06/14			
2.0 CDTI	66	01/06→07/14		am Bremssattel; 08/06→ 06/14	2	24.5111-0221.3 330818	L= 220
			←	08/06→ 06/14	2	24.5111-0386.3 330503	L= 385
			➡	08/06→ 06/14	2	24.5229-0200.3 330572	L= 200
2.5 CDTI	99	04/03→07/06		am Bremssattel; 05/03→	2	24.5111-0221.3 330818	L= 220
			←	05/03→	2	24.5111-0386.3 330503	L= 385
			➡	05/03→	2	24.5229-0200.3 330572	L= 200
<b>VAUXHALL - ZAFIRA Mk I (A) (F75) 11/98→08/05</b>							
 <b>Bremssattel</b>							
1.6 16V	74	04/99→08/05	←	☐; → 06/05		11.9571-9824.2 220472	ATE Ø 57 - Halter
1.8 16V	92	09/00→08/05	←	☐; → 06/05		24.3571-9824.5 240500	ATE Ø 57 - Halter
1.8 Dualfuel	92	09/00→08/05	←	☐; → 06/05		24.3571-9823.5 240499	ATE Ø 57 - Halter
2.0 DI 16V	60	10/99→08/05	←	☐; → 06/05		24.3384-1753.7 220633	TRW Ø 38 - Halter
			➡	☐; → 06/05		24.3384-1754.7 220634	TRW Ø 38 - Halter
			➡	☐; → 06/05			
1.6 CNG	71	09/01→06/05	←	☐		11.9571-9824.2 220472	ATE Ø 57 - Halter
1.8 16V	85	05/99→08/00	←	☐		24.3571-9824.5 240500	ATE Ø 57 - Halter
2.0	147	06/02→06/05	←	☐		24.3571-9823.5 240499	ATE Ø 57 - Halter
2.0 GSI Turbo	141	09/01→06/05	←	☐			
			➡	☐		24.3384-1753.7 220633	TRW Ø 38 - Halter
			➡	☐		24.3384-1754.7 220634	TRW Ø 38 - Halter
1.6 Dualfuel	74	11/98→08/05	←	☐; 04/99→ 06/05		11.9571-9824.2 220472	ATE Ø 57 - Halter
			←	☐; 04/99→ 06/05		24.3571-9824.5 240500	ATE Ø 57 - Halter
			➡	☐; 04/99→ 06/05		24.3571-9823.5 240499	ATE Ø 57 - Halter
			➡	☐; 04/99→ 06/05		24.3384-1753.7 220633	TRW Ø 38 - Halter
			➡	☐; 04/99→ 06/05		24.3384-1754.7 220634	TRW Ø 38 - Halter
2.0 DTI 16V	74	04/99→08/05	←	☐; 06/00→ 06/05		11.9571-9824.2 220472	ATE Ø 57 - Halter
			←	☐; 06/00→ 06/05		24.3571-9824.5 240500	ATE Ø 57 - Halter
			➡	☐; 06/00→ 06/05		24.3571-9823.5 240499	ATE Ø 57 - Halter
			➡	☐; 06/00→ 06/05		24.3384-1753.7 220633	TRW Ø 38 - Halter
			➡	☐; 06/00→ 06/05		24.3384-1754.7 220634	TRW Ø 38 - Halter
2.2 16V	108	11/98→08/04	←	☐; 09/00→		11.9571-9824.2 220472	ATE Ø 57 - Halter
			←	☐; 09/00→		24.3571-9824.5 240500	ATE Ø 57 - Halter

	kw			 	! #		
<b>VAUXHALL - ZAFIRA Mk I (A) (F75) 11/98→08/05</b>							
<b>Bremssattel</b>							
2.2 16V	108	11/98→08/04	←	☐; 09/00→		24.3571-9823.5 240499	ATE Ø 57 - Halter
			→	☐; 09/00→		24.3384-1753.7 220633	TRW Ø 38 - Halter
			→	☐; 09/00→		24.3384-1754.7 220634	TRW Ø 38 - Halter
2.2 D	92	06/01→06/05	←	☐; 01/02→		11.9571-9824.2 220472	ATE Ø 57 - Halter
			←	☐; 01/02→		24.3571-9824.5 240500	ATE Ø 57 - Halter
			←	☐; 01/02→		24.3571-9823.5 240499	ATE Ø 57 - Halter
			→	☐; 01/02→		24.3384-1753.7 220633	TRW Ø 38 - Halter
			→	☐; 01/02→		24.3384-1754.7 220634	TRW Ø 38 - Halter
<b>Feder, Bremssattel</b>							
1.6 16V	74	04/99→08/05	←	→ 06/05	2	11.8116-0292.1 390521	ATE
1.8 16V	92	09/00→08/05					
1.8 Dualfuel	92	09/00→08/05					
2.0 DI 16V	60	10/99→08/05					
1.6 CNG	71	09/01→06/05	←		2	11.8116-0292.1 390521	ATE
1.8 16V	85	05/99→08/00					
2.0	147	06/02→06/05					
2.0 GSI Turbo	141	09/01→06/05					
1.6 Dualfuel	74	11/98→08/05	←	04/99→ 06/05	2	11.8116-0292.1 390521	ATE
2.0 DTI 16V	74	04/99→08/05	←	06/00→ 06/05	2	11.8116-0292.1 390521	ATE
2.2 16V	108	11/98→08/04	←	09/00→	2	11.8116-0292.1 390521	ATE
2.2 D	92	06/01→06/05	←	01/02→	2	11.8116-0292.1 390521	ATE
<b>Führungshülzensatz, Bremssattel</b>							
1.6 16V	74	04/99→08/05	←	→ 06/05		11.0101-5407.2 260011	ATE
1.8 16V	92	09/00→08/05					
1.8 Dualfuel	92	09/00→08/05					
2.0 DI 16V	60	10/99→08/05					
1.6 CNG	71	09/01→06/05	←			11.0101-5407.2 260011	ATE
1.8 16V	85	05/99→08/00					
2.0	147	06/02→06/05					
2.0 GSI Turbo	141	09/01→06/05					
1.6 Dualfuel	74	11/98→08/05	←	04/99→ 06/05		11.0101-5407.2 260011	ATE
2.0 DTI 16V	74	04/99→08/05	←	06/00→ 06/05		11.0101-5407.2 260011	ATE
2.2 16V	108	11/98→08/04	←	09/00→		11.0101-5407.2 260011	ATE
2.2 D	92	06/01→06/05	←	01/02→		11.0101-5407.2 260011	ATE
<b>Führungsbolzen, Bremssattel</b>							
1.6 16V	74	04/99→08/05	←	→ 06/05		11.8171-0008.1 990049	ATE
1.8 16V	92	09/00→08/05					
1.8 Dualfuel	92	09/00→08/05					
2.0 DI 16V	60	10/99→08/05					
1.6 CNG	71	09/01→06/05	←			11.8171-0008.1 990049	ATE
1.8 16V	85	05/99→08/00					
2.0	147	06/02→06/05					
2.0 GSI Turbo	141	09/01→06/05					
1.6 Dualfuel	74	11/98→08/05	←	04/99→ 06/05		11.8171-0008.1 990049	ATE
2.0 DTI 16V	74	04/99→08/05	←	06/00→ 06/05		11.8171-0008.1 990049	ATE
2.2 16V	108	11/98→08/04	←	09/00→		11.8171-0008.1 990049	ATE
2.2 D	92	06/01→06/05	←	01/02→		11.8171-0008.1 990049	ATE
<b>Dichtungssatz, Bremssattel</b>							
1.6 16V	74	04/99→08/05	←	→ 06/05		11.0441-5704.2 250034	ATE
1.8 16V	92	09/00→08/05					
1.8 Dualfuel	92	09/00→08/05					
2.0 DI 16V	60	10/99→08/05					
1.6 CNG	71	09/01→06/05	←			11.0441-5704.2 250034	ATE
1.8 16V	85	05/99→08/00					
2.0	147	06/02→06/05					
2.0 GSI Turbo	141	09/01→06/05					
1.6 Dualfuel	74	11/98→08/05	←	04/99→ 06/05		11.0441-5704.2 250034	ATE
2.0 DTI 16V	74	04/99→08/05	←	06/00→ 06/05		11.0441-5704.2 250034	ATE
2.2 16V	108	11/98→08/04	←	09/00→		11.0441-5704.2 250034	ATE
2.2 D	92	06/01→06/05	←	01/02→		11.0441-5704.2 250034	ATE
<b>Bremsschlauch</b>							
1.6 16V	74	04/99→08/05	←	→ 06/05	2	24.5241-0396.3 331380	L= 398
↓							



**VAUXHALL - ZAFIRA Mk I (A) (F75) 11/98→08/05**








**Bremsschlauch**








1.6 16V	74	04/99→08/05	➡	☐; 32000001→; → 06/05	24.5157-0218.3	331095	L= 219 L2= 185 mit Rohrleitung	
			➡	☐; 32000001→; → 06/05	24.5157-0219.3	331096	L= 219 L2= 185 mit Rohrleitung	
			➡	→ 06/05	2	24.5240-0220.3	330619	L= 220
			➡	→ 22999999	2	24.5241-0200.3	330620	L= 200
1.6 CNG	71	09/01→06/05	←		2	24.5241-0396.3	331380	L= 398
			➡	☐; 32000001→	24.5157-0218.3	331095	L= 219 L2= 185 mit Rohrleitung	
			➡	☐; 32000001→	24.5157-0219.3	331096	L= 219 L2= 185 mit Rohrleitung	
			➡	→ 22999999	2	24.5240-0220.3	330619	L= 220
1.6 Dualfuel	74	11/98→08/05	←	04/99→ 06/05	2	24.5241-0396.3	331380	L= 398
			➡	☐; 32000001→; → 06/05	24.5157-0218.3	331095	L= 219 L2= 185 mit Rohrleitung	
			➡	☐; 32000001→; → 06/05	24.5157-0219.3	331096	L= 219 L2= 185 mit Rohrleitung	
			➡	04/99→ 06/05	2	24.5240-0220.3	330619	L= 220
1.8 16V 2.0 2.0 GSI Turbo	85 147 141	05/99→08/00 06/02→06/05 09/01→06/05	←		2	24.5241-0396.3	331380	L= 398
			➡	☐; 32000001→	24.5157-0218.3	331095	L= 219 L2= 185 mit Rohrleitung	
			➡	☐; 32000001→	24.5157-0219.3	331096	L= 219 L2= 185 mit Rohrleitung	
			➡	→ 22999999	2	24.5241-0200.3	330620	L= 200
1.8 16V 1.8 Dualfuel 2.0 DI 16V	92 92 60	09/00→08/05 09/00→08/05 10/99→08/05	←	→ 06/05	2	24.5241-0396.3	331380	L= 398
			➡	☐; 32000001→; → 06/05	24.5157-0218.3	331095	L= 219 L2= 185 mit Rohrleitung	
			➡	☐; 32000001→; → 06/05	24.5157-0219.3	331096	L= 219 L2= 185 mit Rohrleitung	
			➡	→ 22999999	2	24.5241-0200.3	330620	L= 200
2.0 DTI 16V	74	04/99→08/05	←	06/00→ 06/05	2	24.5241-0396.3	331380	L= 398
			➡	☐; 32000001→; → 06/05	24.5157-0218.3	331095	L= 219 L2= 185 mit Rohrleitung	
			➡	☐; 32000001→; → 06/05	24.5157-0219.3	331096	L= 219 L2= 185 mit Rohrleitung	
			➡	06/00→; → 22999999	2	24.5241-0200.3	330620	L= 200
2.2 16V	108	11/98→08/04	←	09/00→	2	24.5241-0396.3	331380	L= 398
			➡	☐; 32000001→	24.5157-0218.3	331095	L= 219 L2= 185 mit Rohrleitung	
			➡	☐; 32000001→	24.5157-0219.3	331096	L= 219 L2= 185 mit Rohrleitung	
			➡	09/00→; → 22999999	2	24.5241-0200.3	330620	L= 200
2.2 D	92	06/01→06/05	←	01/02→	2	24.5241-0396.3	331380	L= 398
			➡	☐; 32000001→	24.5157-0218.3	331095	L= 219 L2= 185 mit Rohrleitung	
			➡	☐; 32000001→	24.5157-0219.3	331096	L= 219 L2= 185 mit Rohrleitung	
			➡	01/02→; → 22999999	2	24.5241-0200.3	330620	L= 200








**VAUXHALL - ZAFIRA Mk II (B) (M75) 04/05→11/14**








**Bremssattel**











1.6 1.6 1.6 CNG Turbo	77 85 110	07/05→11/14 12/07→11/14 02/09→11/14	←	☐	11.9571-9824.2	220472	ATE Ø 57 - Halter
			←	☐	24.3571-9824.5	240500	ATE Ø 57 - Halter
			←	☐	24.3571-9823.5	240499	ATE Ø 57 - Halter
			➡	☐	24.3417-1703.5	240854	TRW Ø 41 - Halter
1.9 CDTI 1.9 CDTI 2.0 2.2	74 88 110 147 110	07/05→11/14 07/05→11/14 07/05→11/14 07/05→11/14	➡	☐	24.3417-1704.7	220760	TRW Ø 41 - Halter
			➡	☐	24.3417-1704.7	220760	TRW Ø 41 - Halter
			➡	☐	24.3417-1704.7	220760	TRW Ø 41 - Halter
			➡	☐	24.3417-1704.7	220760	TRW Ø 41 - Halter
1.6 CNG	69	07/05→11/14	←	☐; 01/06→	11.9571-9824.2	220472	ATE Ø 57 - Halter
			←	☐; 01/06→	24.3571-9824.5	240500	ATE Ø 57 - Halter
			➡	☐; 01/06→	24.3417-1703.5	240854	TRW Ø 41 - Halter
			➡	☐; 01/06→	24.3417-1704.7	220760	TRW Ø 41 - Halter
1.7 CDTI 1.7 CDTI	81 92	04/09→11/14 01/08→11/14	←	☐; für Bremsscheibendurchmesser [mm]: 280	11.9571-9824.2	220472	ATE Ø 57 - Halter
			←	☐; für Bremsscheibendurchmesser [mm]: 280	24.3571-9824.5	240500	ATE Ø 57 - Halter
			←	☐; für Bremsscheibendurchmesser [mm]: 308	11.9571-9824.2	220472	ATE Ø 57 - Halter
			←	☐; für Bremsscheibendurchmesser [mm]: 308	24.3571-9824.5	240500	ATE Ø 57 - Halter
			←	☐; für Bremsscheibendurchmesser [mm]: 280	24.3571-9823.5	240499	ATE Ø 57 - Halter
			←	☐; für Bremsscheibendurchmesser [mm]: 280			

	kw			 	! #			
<b>VAUXHALL - ZAFIRA Mk II (B) (M75) 04/05→11/14</b>								
<b>Bremssattel</b>								
1.7 CDTI 1.7 CDTI	81 92	04/09→11/14 01/08→11/14	← → →	☐; für Bremsscheibendurchmesser [mm]: 308 ☐ ☐		24.3571-9823.5 24.3417-1703.5 24.3417-1704.7	240499 240854 220760	ATE Ø 57 - Halter TRW Ø 41 - Halter TRW Ø 41 - Halter
1.8	88	04/13→11/14	← ← ← ← → →	☐; 06/13→; für Bremsscheibendurchmesser [mm]: 308 ☐; 06/13→; für Bremsscheibendurchmesser [mm]: 280 ☐; 06/13→; für Bremsscheibendurchmesser [mm]: 280 ☐; 06/13→; für Bremsscheibendurchmesser [mm]: 308 ☐; 06/13→ ☐; 06/13→		11.9571-9824.2 24.3571-9824.5 11.9571-9824.2 24.3571-9824.5 24.3571-9823.5 24.3571-9823.5 24.3417-1703.5 24.3417-1704.7	220472 240500 220472 240500 240499 240499 240854 220760	ATE Ø 57 - Halter ATE Ø 57 - Halter ATE Ø 57 - Halter ATE Ø 57 - Halter TRW Ø 41 - Halter TRW Ø 41 - Halter
1.8	103	04/05→11/14	← ← ← ← → →	☐; 07/05→; für Bremsscheibendurchmesser [mm]: 308 ☐; 07/05→; für Bremsscheibendurchmesser [mm]: 280 ☐; 07/05→; für Bremsscheibendurchmesser [mm]: 308 ☐; 07/05→; für Bremsscheibendurchmesser [mm]: 280 ☐; 07/05→ ☐; 07/05→		11.9571-9824.2 24.3571-9824.5 11.9571-9824.2 24.3571-9824.5 24.3571-9823.5 24.3571-9823.5 24.3417-1703.5 24.3417-1704.7	220472 240500 220472 240500 240499 240499 240854 220760	ATE Ø 57 - Halter ATE Ø 57 - Halter ATE Ø 57 - Halter ATE Ø 57 - Halter TRW Ø 41 - Halter TRW Ø 41 - Halter
2.0	176	01/06→11/14	← ←	☐ ☐		11.9571-9779.2 11.9571-9780.2	220657 220658	ATE Ø 57 - Halter ATE Ø 57 - Halter
<b>Halter, Bremssattel</b>								
1.6 CNG	69	07/05→11/14	←	01/06→		11.8170-0758.1	260120	ATE
1.6 CNG Turbo 1.9 CDTI 1.9 CDTI 1.9 CDTI 2.0 2.2	110 74 88 110 147 110	02/09→11/14 07/05→11/14 07/05→11/14 07/05→11/14 07/05→11/14 07/05→11/14	←			11.8170-0758.1	260120	ATE
1.7 CDTI 1.7 CDTI	81 92	04/09→11/14 01/08→11/14	←	für Bremsscheibendurchmesser [mm]: 308		11.8170-0758.1	260120	ATE
1.8	88	04/13→11/14	←	06/13→; für Bremsscheibendurchmesser [mm]: 308		11.8170-0758.1	260120	ATE
1.8	103	04/05→11/14	←	07/05→; für Bremsscheibendurchmesser [mm]: 308		11.8170-0758.1	260120	ATE
<b>Feder, Bremssattel</b>								
1.6 1.6 1.6 CNG Turbo 1.9 CDTI 1.9 CDTI 1.9 CDTI 2.0 2.2	77 85 110 74 88 110 147 110	07/05→11/14 12/07→11/14 02/09→11/14 07/05→11/14 07/05→11/14 07/05→11/14 07/05→11/14 07/05→11/14	←		2	11.8116-0292.1	390521	ATE
1.6 CNG	69	07/05→11/14	←	01/06→	2	11.8116-0292.1	390521	ATE
1.7 CDTI 1.7 CDTI	81 92	04/09→11/14 01/08→11/14	← ←	für Bremsscheibendurchmesser [mm]: 308 für Bremsscheibendurchmesser [mm]: 280	2	11.8116-0292.1	390521	ATE ATE
1.8	88	04/13→11/14	←	06/13→; für Bremsscheibendurchmesser [mm]: 280	2	11.8116-0292.1	390521	ATE
			←	06/13→; für Bremsscheibendurchmesser [mm]: 308	2	11.8116-0292.1	390521	ATE
↓								
























	kw			 	! #		
<b>VAUXHALL - ZAFIRA Mk II (B) (M75) 04/05→11/14</b>							
<b>Feder, Bremssattel</b>							
1.8	103	04/05→11/14	←	07/05→; für Bremsscheibendurchmesser [mm]: 308	2	11.8116-0292.1 390521	ATE
			←	07/05→; für Bremsscheibendurchmesser [mm]: 280	2	11.8116-0292.1 390521	ATE
2.0	176	01/06→11/14	←		2	11.8116-0356.1 390586	ATE
<b>Führungshülzensatz, Bremssattel</b>							
1.6	77	07/05→11/14	←			11.0101-5407.2 260011	ATE
1.6	85	12/07→11/14					
1.6 CNG Turbo	110	02/09→11/14					
1.9 CDTI	74	07/05→11/14					
1.9 CDTI	88	07/05→11/14					
1.9 CDTI	110	07/05→11/14					
2.0	147	07/05→11/14					
2.0	176	01/06→11/14					
2.2	110	07/05→11/14					
1.6 CNG	69	07/05→11/14	←	01/06→		11.0101-5407.2 260011	ATE
1.7 CDTI	81	04/09→11/14	←	für Bremsscheibendurchmesser [mm]: 308		11.0101-5407.2 260011	ATE
1.7 CDTI	92	01/08→11/14	←	für Bremsscheibendurchmesser [mm]: 280		11.0101-5407.2 260011	ATE
1.8	88	04/13→11/14	←	06/13→; für Bremsscheibendurchmesser [mm]: 280		11.0101-5407.2 260011	ATE
			←	06/13→; für Bremsscheibendurchmesser [mm]: 308		11.0101-5407.2 260011	ATE
1.8	103	04/05→11/14	←	07/05→; für Bremsscheibendurchmesser [mm]: 280		11.0101-5407.2 260011	ATE
			←	07/05→; für Bremsscheibendurchmesser [mm]: 308		11.0101-5407.2 260011	ATE
<b>Führungsbolzen, Bremssattel</b>							
1.6	77	07/05→11/14				11.8171-0008.1 990049	ATE
1.6	85	12/07→11/14					
1.6 CNG Turbo	110	02/09→11/14					
1.9 CDTI	74	07/05→11/14					
1.9 CDTI	88	07/05→11/14					
1.9 CDTI	110	07/05→11/14					
2.0	147	07/05→11/14					
2.0	176	01/06→11/14					
2.2	110	07/05→11/14					
1.6 CNG	69	07/05→11/14		01/06→		11.8171-0008.1 990049	ATE
1.7 CDTI	81	04/09→11/14		für Bremsscheibendurchmesser [mm]: 308		11.8171-0008.1 990049	ATE
1.7 CDTI	92	01/08→11/14		für Bremsscheibendurchmesser [mm]: 280		11.8171-0008.1 990049	ATE
1.8	88	04/13→11/14		06/13→; für Bremsscheibendurchmesser [mm]: 308		11.8171-0008.1 990049	ATE
				06/13→; für Bremsscheibendurchmesser [mm]: 280		11.8171-0008.1 990049	ATE
1.8	103	04/05→11/14		07/05→; für Bremsscheibendurchmesser [mm]: 308		11.8171-0008.1 990049	ATE
				07/05→; für Bremsscheibendurchmesser [mm]: 280		11.8171-0008.1 990049	ATE
<b>Dichtungssatz, Bremssattel</b>							
1.6	77	07/05→11/14	←			11.0441-5704.2 250034	ATE
1.6	85	12/07→11/14					
1.6 CNG Turbo	110	02/09→11/14					
1.9 CDTI	74	07/05→11/14					
1.9 CDTI	88	07/05→11/14					
1.9 CDTI	110	07/05→11/14					
2.0	147	07/05→11/14					
2.2	110	07/05→11/14					
1.6 CNG	69	07/05→11/14	←	01/06→		11.0441-5704.2 250034	ATE
1.7 CDTI	81	04/09→11/14	←	für Bremsscheibendurchmesser [mm]: 308		11.0441-5704.2 250034	ATE
1.7 CDTI	92	01/08→11/14					
↓							










	kw			 	! #		
<b>VAUXHALL - ZAFIRA Mk II (B) (M75) 04/05→11/14</b>							
<b>Dichtungssatz, Bremssattel</b>							
1.7 CDTi 1.7 CDTi	81 92	04/09→11/14 01/08→11/14	←	für Bremsscheibendurchmesser [mm]: 280		11.0441-5704.2 250034	ATE
1.8	88	04/13→11/14	←	06/13→; für Bremsscheibendurchmesser [mm]: 280		11.0441-5704.2 250034	ATE
			←	06/13→; für Bremsscheibendurchmesser [mm]: 308		11.0441-5704.2 250034	ATE
1.8	103	04/05→11/14	←	07/05→; für Bremsscheibendurchmesser [mm]: 280		11.0441-5704.2 250034	ATE
			←	07/05→; für Bremsscheibendurchmesser [mm]: 308		11.0441-5704.2 250034	ATE
<b>Zubehörsatz, Bremssattel</b>							
1.6 1.6 1.6 CNG Turbo 1.7 CDTi 1.7 CDTi 1.9 CDTi 1.9 CDTi 1.9 CDTi 2.0 2.2	77 85 110 81 92 74 88 110 147 110	07/05→11/14 12/07→11/14 02/09→11/14 04/09→11/14 01/08→11/14 07/05→11/14 07/05→11/14 07/05→11/14 07/05→11/14 07/05→11/14	→			24.0101-3803.2 260101	TRW
1.6 CNG	69	07/05→11/14	→	01/06→		24.0101-3803.2 260101	TRW
1.8	88	04/13→11/14	→	06/13→		24.0101-3803.2 260101	TRW
1.8	103	04/05→11/14	→	07/05→		24.0101-3803.2 260101	TRW
<b>Bremsschlauch</b>							
1.6 1.6 1.6 CNG Turbo 1.7 CDTi 1.7 CDTi 1.9 CDTi 1.9 CDTi 1.9 CDTi 2.0 2.2	77 85 110 81 92 74 88 110 147 110	07/05→11/14 12/07→11/14 02/09→11/14 04/09→11/14 01/08→11/14 07/05→11/14 07/05→11/14 07/05→11/14 07/05→11/14 07/05→11/14	←		2	24.5241-0429.3 331381	L= 429
1.6 CNG Turbo	110	02/09→11/14	→	☐		24.5157-0218.3 331095	L= 219 L2= 185 mit Rohrleitung
			→	☐		24.5157-0219.3 331096	L= 219 L2= 185 mit Rohrleitung
1.6 CNG	69	07/05→11/14	←	01/06→	2	24.5241-0429.3 331381	L= 429
			→	☐; 01/06→		24.5157-0218.3 331095	L= 219 L2= 185 mit Rohrleitung
			→	☐; 01/06→		24.5157-0219.3 331096	L= 219 L2= 185 mit Rohrleitung
1.8	88	04/13→11/14	←	06/13→	2	24.5241-0429.3 331381	L= 429
			→	☐; 06/13→		24.5157-0218.3 331095	L= 219 L2= 185 mit Rohrleitung
			→	☐; 06/13→		24.5157-0219.3 331096	L= 219 L2= 185 mit Rohrleitung
1.8	103	04/05→11/14	←	07/05→	2	24.5241-0429.3 331381	L= 429
			→	☐; 07/05→		24.5157-0218.3 331095	L= 219 L2= 185 mit Rohrleitung
			→	☐; 07/05→		24.5157-0219.3 331096	L= 219 L2= 185 mit Rohrleitung
2.0	176	01/06→11/14	→	☐		24.5157-0218.3 331095	L= 219 L2= 185 mit Rohrleitung
			→	☐		24.5157-0219.3 331096	L= 219 L2= 185 mit Rohrleitung
<b>VAUXHALL - ZAFIRA Mk III (P12) 10/11→</b>							
<b>Bremssattel</b>							
1.4 1.4 1.4 LPG 1.6 CNG 1.8 1.8 1.8 2.0 CDTi 2.0 CDTi 2.0 CDTi 2.0 CDTi	88 103 103 110 85 88 103 81 96 118 121	10/11→ 10/11→ 10/11→ 10/11→ 10/11→ 10/11→ 10/11→ 10/11→ 10/11→ 10/11→ 10/11→	←	☐; 11/11→; für Bremsscheibendurchmesser [mm]: 300		11.9601-2601.2 220913	ATE Ø 60 - Halter
1.8 1.8 1.8 2.0 CDTi 2.0 CDTi 2.0 CDTi 2.0 CDTi	85 88 103 81 96 118 121	10/11→ 10/11→ 10/11→ 10/11→ 10/11→ 10/11→ 10/11→	←	☐; 11/11→; für Bremsscheibendurchmesser [mm]: 300		11.9601-2602.2 220914	ATE Ø 60 - Halter
			←	☐; 11/11→; für Bremsscheibendurchmesser [mm]: 300		11.9601-2601.2 220913	ATE Ø 60 - Halter
1.6 CDTi 1.6 CDTi 1.6 SIDI 1.6 Turbo 2.0 BiTurbo CDTi 2.0 CDTi	99 100 147 125 143 125	10/16→ 03/13→ 07/13→ 12/12→ 01/13→ 01/15→	←	☐; für Bremsscheibendurchmesser [mm]: 300		11.9601-2601.2 220913	ATE Ø 60 - Halter
			←	☐; für Bremsscheibendurchmesser [mm]: 300		11.9601-2602.2 220914	ATE Ø 60 - Halter








	kw			 	! #		
<b>VOLVO - 440 K (445) 08/88—12/96</b>							
<b>Bremssattel</b>							
1.7 Turbo	88	08/88→07/96	←	☐		11.9541-9806.2 220504	ATE Ø 54 - Halter
1.7 Turbo	90	01/91→12/96					
2.0	80	08/93→07/96					
2.0	81	08/92→07/95					
<b>Feder, Bremssattel</b>							
1.7 Turbo	88	08/88→07/96			2	11.8116-0073.1 390498	ATE
1.7 Turbo	90	01/91→12/96					
2.0	80	08/93→07/96					
2.0	81	08/92→07/95					
<b>Führungshülzensatz, Bremssattel</b>							
1.6	61	09/88→12/96	→			11.0101-5402.2 260009	ATE
1.7	75	08/89→12/96					
1.7	78	09/88→12/96					
1.8	66	08/91→07/96					
1.8	66	09/95→12/96					
1.9 Turbo-Diesel	66	07/94→12/96					
1.7 Turbo	88	08/88→07/96	←			11.0101-5407.2 260011	ATE
1.7 Turbo	90	01/91→12/96					
2.0	81	08/92→07/95	→			11.0101-5402.2 260009	ATE
2.0	80	08/93→07/96	←			11.0101-5407.2 260011	ATE
<b>Führungsbolzen, Bremssattel</b>							
1.6	61	09/88→12/96	→			11.8171-0008.1 990049	ATE
1.7	75	08/89→12/96					
1.7	78	09/88→12/96					
1.8	66	08/91→07/96					
1.8	66	09/95→12/96					
1.9 Turbo-Diesel	66	07/94→12/96					
1.7 Turbo	88	08/88→07/96				11.8171-0008.1 990049	ATE
1.7 Turbo	90	01/91→12/96					
2.0	81	08/92→07/95	→			11.8171-0008.1 990049	ATE
2.0	80	08/93→07/96				11.8171-0008.1 990049	ATE
<b>Zubehörsatz, Bremssattel</b>							
1.6	61	09/88→12/96	←	EKC 006387→		24.0101-3601.2 260044	TRW
1.7	64	09/88→12/96					
1.7	75	08/89→12/96					
1.7	78	09/88→12/96					
2.0	80	08/93→07/96					
1.8	66	08/91→07/96	←			24.0101-3601.2 260044	TRW
1.8	66	09/95→12/96					
1.9 Turbo-Diesel	66	07/94→12/96					
<b>Bremsschlauch</b>							
1.6	61	09/88→12/96	←		2	24.5170-0465.3 331331	L= 465
			→	- ABS	2	83.6104-0336.3 330451	L= 335
			→	09/92→; + ABS	2	83.6124-0285.3 330722	L= 285
1.7	64	09/88→12/96	←		2	24.5170-0465.3 331331	L= 465
			→	→ 08/92; + ABS	2	83.6104-0295.3 330244	L= 295
			→	- ABS	2	83.6104-0336.3 330451	L= 335
			→	09/92→; + ABS	2	83.6124-0285.3 330722	L= 285
1.7 1.7 1.8	75 78 66	08/89→12/96 09/88→12/96 08/91→07/96	←		2	24.5170-0465.3 331331	L= 465
			→	→ 08/92; + ABS	2	83.6104-0295.3 330244	L= 295
			→	- ABS; für Fahrzeuge mit Scheibenbremse an der Hinterachse	2	83.6104-0295.3 330244	L= 295
			→	- ABS; für Fahrzeuge mit Trommelbremse an der Hinterachse	2	83.6104-0336.3 330451	L= 335
			→	09/92→; + ABS	2	83.6124-0285.3 330722	L= 285
1.7 Turbo 1.7 Turbo	88 90	08/88→07/96 01/91→12/96	←		2	24.5170-0465.3 331331	L= 465
			→	→ 08/92; + ABS	2	83.6104-0295.3 330244	L= 295
			→	- ABS	2	83.6104-0295.3 330244	L= 295
			→	09/92→; + ABS	2	83.6124-0285.3 330722	L= 285
1.8 1.9 Turbo-Diesel	66 66	09/95→12/96 07/94→12/96	←		2	24.5170-0465.3 331331	L= 465
			→	- ABS; für Fahrzeuge mit Scheibenbremse an der Hinterachse	2	83.6104-0295.3 330244	L= 295
↓							








	kw			 	! #		
<b>VOLVO - 440 K (445) 08/88→12/96</b>							
 <b>Bremsschlauch</b>							
1.8 1.9 Turbo-Diesel	66 66	09/95→12/96 07/94→12/96	➔	- ABS; für Fahrzeuge mit Trommelbremse an der Hinterachse	2	83.6104-0336.3 330451	L= 335
			➔	+ ABS	2	83.6124-0285.3 330722	L= 285
2.0	80	08/93→07/96	➔		2	24.5170-0465.3 331331	L= 465
			➔	- ABS	2	83.6104-0336.3 330451	L= 335
			➔	+ ABS	2	83.6124-0285.3 330722	L= 285
2.0	81	08/92→07/95	➔		2	24.5170-0465.3 331331	L= 465
			➔	- ABS	2	83.6104-0295.3 330244	L= 295
			➔	09/92→; + ABS	2	83.6124-0285.3 330722	L= 285
<b>VOLVO - 460 L (464) 09/88→07/96</b>							
 <b>Bremssattel</b>							
1.7 Turbo 1.7 Turbo 2.0 2.0	88 90 80 81	08/89→07/96 01/91→07/96 08/93→07/96 08/92→07/95	➔	<input type="checkbox"/>		11.9541-9806.2 220504	ATE Ø 54 - Halter
<b>Feder, Bremssattel</b>							
1.7 Turbo 1.7 Turbo 2.0 2.0	88 90 80 81	08/89→07/96 01/91→07/96 08/93→07/96 08/92→07/95			2	11.8116-0073.1 390498	ATE
<b>Führungshülzensatz, Bremssattel</b>							
1.7 Turbo 1.7 Turbo 2.0	88 90 81	08/89→07/96 01/91→07/96 08/92→07/95	➔			11.0101-5407.2 260011	ATE
			➔			11.0101-5402.2 260009	ATE
1.8 1.9 Turbo-Diesel	66 66	08/91→07/96 07/94→07/96	➔			11.0101-5402.2 260009	ATE
2.0	80	08/93→07/96	➔			11.0101-5407.2 260011	ATE
<b>Führungsbolzen, Bremssattel</b>							
1.7 Turbo 1.7 Turbo 2.0	88 90 81	08/89→07/96 01/91→07/96 08/92→07/95	➔			11.8171-0008.1 990049	ATE
			➔			11.8171-0008.1 990049	ATE
1.8 1.9 Turbo-Diesel	66 66	08/91→07/96 07/94→07/96	➔			11.8171-0008.1 990049	ATE
2.0	80	08/93→07/96	➔			11.8171-0008.1 990049	ATE
<b>Zubehörsatz, Bremssattel</b>							
1.6 1.8 1.9 Turbo-Diesel 2.0	61 66 66 81	07/92→07/96 08/91→07/96 07/94→07/96 08/92→07/95	➔			24.0101-3601.2 260044	TRW
1.7 1.7 2.0	64 66 80	09/88→07/96 09/90→07/96 08/93→07/96	➔	EKC 006387→		24.0101-3601.2 260044	TRW
 <b>Bremsschlauch</b>							
1.6 1.7	61 66	07/92→07/96 09/90→07/96	➔		2	24.5170-0465.3 331331	L= 465
			➔	→ 08/92; + ABS	2	83.6104-0295.3 330244	L= 295
			➔	- ABS	2	83.6104-0336.3 330451	L= 335
			➔	09/92→; + ABS	2	83.6124-0285.3 330722	L= 285
1.7	64	09/88→07/96	➔		2	24.5170-0465.3 331331	L= 465
			➔	→ 08/92; - ABS	2	83.6104-0295.3 330244	L= 295
			➔	- ABS	2	83.6104-0336.3 330451	L= 335
			➔	09/92→; + ABS	2	83.6124-0285.3 330722	L= 285
1.7 Turbo 2.0	88 81	08/89→07/96 08/92→07/95	➔		2	24.5170-0465.3 331331	L= 465
			➔	09/92→; + ABS	2	83.6124-0285.3 330722	L= 285
1.7 Turbo	90	01/91→07/96	➔		2	24.5170-0465.3 331331	L= 465
			➔	08/92→; + ABS	2	83.6124-0285.3 330722	L= 285
1.8	66	08/91→07/96	➔		2	24.5170-0465.3 331331	L= 465
			➔	→ 08/92; + ABS	2	83.6104-0295.3 330244	L= 295
↓							




















	kw			 	! #		
<b>VOLVO - 460 L (464) 09/88→07/96</b>							
 <b>Bremsschlauch</b>							
1.8	66	08/91→07/96	➔	- ABS; für Fahrzeuge mit Scheibenbremse an der Hinterachse	2	83.6104-0295.3 330244	L= 295
			➔	- ABS; für Fahrzeuge mit Trommelbremse an der Hinterachse	2	83.6104-0336.3 330451	L= 335
			➔	09/92→; + ABS	2	83.6124-0285.3 330722	L= 285
1.9 Turbo-Diesel	66	07/94→07/96	➔		2	24.5170-0465.3 331331	L= 465
			➔	- ABS; für Fahrzeuge mit Scheibenbremse an der Hinterachse	2	83.6104-0295.3 330244	L= 295
			➔	- ABS; für Fahrzeuge mit Trommelbremse an der Hinterachse	2	83.6104-0336.3 330451	L= 335
			➔	+ ABS	2	83.6124-0285.3 330722	L= 285
2.0	80	08/93→07/96	➔		2	24.5170-0465.3 331331	L= 465
			➔	- ABS	2	83.6104-0336.3 330451	L= 335
			➔	+ ABS	2	83.6124-0285.3 330722	L= 285
<b>VOLVO - 480 E 04/86→07/96</b>							
 <b>Bremssattel</b>							
1.7 Turbo	88	08/87→07/96	➔			11.9541-9806.2 220504	ATE Ø 54 - Halter
1.7 Turbo	90	01/91→07/96					
2.0	81	08/92→09/95					
<b>Feder, Bremssattel</b>							
1.7 Turbo	88	08/87→07/96			2	11.8116-0073.1 390498	ATE
1.7 Turbo	90	01/91→07/96					
2.0	81	08/92→09/95					
<b>Führungshülzensatz, Bremssattel</b>							
1.7	75	08/89→07/96	➔			11.0101-5402.2 260009	ATE
1.7 Turbo	88	08/87→07/96	➔			11.0101-5407.2 260011	ATE
1.7 Turbo	90	01/91→07/96					
2.0	81	08/92→09/95	➔			11.0101-5402.2 260009	ATE
<b>Führungsbolzen, Bremssattel</b>							
1.7	75	08/89→07/96	➔			11.8171-0008.1 990049	ATE
1.7 Turbo	88	08/87→07/96				11.8171-0008.1 990049	ATE
1.7 Turbo	90	01/91→07/96					
2.0	81	08/92→09/95	➔			11.8171-0008.1 990049	ATE
<b>Zubehörsatz, Bremssattel</b>							
1.7	75	08/89→07/96	➔			24.0101-3601.2 260044	TRW
 <b>Bremsschlauch</b>							
1.7	75	08/89→07/96	➔		2	24.5170-0465.3 331331	L= 465
1.7 Turbo	90	01/91→07/96					
2.0	81	08/92→09/95	➔	- ABS	2	83.6104-0295.3 330244	L= 295
			➔	+ ABS	2	83.6124-0285.3 330722	L= 285
1.7 Turbo	88	08/87→07/96	➔		2	24.5170-0465.3 331331	L= 465
			➔	EJC 522772→; - ABS	2	83.6104-0295.3 330244	L= 295
			➔	+ ABS	2	83.6124-0285.3 330722	L= 285
			➔	→ EJC 522771; - ABS	2	83.6124-0285.3 330722	L= 285
<b>VOLVO - 850 (LS) 06/91→10/97</b>							
 <b>Bremssattel</b>							
2.0	93	08/94→12/96	➔			11.9571-9972.2 220606	ATE Ø 57 - Halter
2.0	105	06/91→12/96	➔			24.3571-9971.5 240617	ATE Ø 57 - Halter
2.0 Turbo	132	09/93→10/96	➔				
2.0 Turbo	155	08/93→12/96	➔			13.2381-0097.2 210239	ATE Ø 38
2.3 T5	166	08/93→07/96	➔			24.9238-0097.5 230037	ATE Ø 38
2.4	106	08/94→12/96	➔			24.9238-0098.5 230038	ATE Ø 38
2.4	125	08/91→12/96	➔				
2.5 TDI	103	08/95→12/96	➔				
2.3 T5 R	176	04/96→10/96	➔			11.9571-9972.2 220606	ATE Ø 57 - Halter
2.3 T5-R	184	08/95→12/96	➔			24.3571-9971.5 240617	ATE Ø 57 - Halter
			➔			13.2381-0097.2 210239	ATE Ø 38
↓							

	kw			 	! #			
<b>VOLVO - 850 (LS) 06/91→10/97</b>								
<b> Bremssattel</b>								
2.3 Turbo R	177	06/95→10/96	←	☐; 08/95→	11.9571-9972.2	220606	ATE Ø 57 - Halter	
			←	☐; 08/95→	24.3571-9971.5	240617	ATE Ø 57 - Halter	
			→	☐; 08/95→	13.2381-0097.2	210239	ATE Ø 38	
2.3 Turbo R	179	09/94→10/97	←	☐; 08/95→ 12/96	11.9571-9972.2	220606	ATE Ø 57 - Halter	
			←	☐; 08/95→ 12/96	24.3571-9971.5	240617	ATE Ø 57 - Halter	
			→	☐; 08/95→ 12/96	13.2381-0097.2	210239	ATE Ø 38	
<b>Feder, Bremssattel</b>								
2.0	93	08/94→12/96	←		2	11.8116-0073.1	390498	ATE
2.0	105	06/91→12/96						
2.0 Turbo	132	09/93→10/96						
2.0 Turbo	155	08/93→12/96						
2.3 T5	166	08/93→07/96						
2.3 T5 R	176	04/96→10/96						
2.3 T5-R	184	08/95→12/96						
2.4	106	08/94→12/96						
2.4	125	08/91→12/96						
2.5 TDI	103	08/95→12/96						
2.3 Turbo R	177	06/95→10/96	←	08/95→	2	11.8116-0073.1	390498	ATE
2.3 Turbo R	179	09/94→10/97	←	08/95→ 12/96	2	11.8116-0073.1	390498	ATE
<b>Führungshülzensatz, Bremssattel</b>								
2.0	93	08/94→12/96	←			11.0101-5407.2	260011	ATE
2.0	105	06/91→12/96						
2.0 Turbo	132	09/93→10/96						
2.0 Turbo	155	08/93→12/96						
2.3 T5	166	08/93→07/96						
2.3 T5 R	176	04/96→10/96						
2.3 T5-R	184	08/95→12/96						
2.4	106	08/94→12/96						
2.4	125	08/91→12/96						
2.5 TDI	103	08/95→12/96						
2.3 Turbo R	177	06/95→10/96	←	08/95→		11.0101-5407.2	260011	ATE
2.3 Turbo R	179	09/94→10/97	←	08/95→ 12/96		11.0101-5407.2	260011	ATE
<b>Führungsbolzen, Bremssattel</b>								
2.0	93	08/94→12/96	←			11.8171-0008.1	990049	ATE
2.0	105	06/91→12/96						
2.0 Turbo	132	09/93→10/96						
2.0 Turbo	155	08/93→12/96						
2.3 T5	166	08/93→07/96						
2.3 T5 R	176	04/96→10/96						
2.3 T5-R	184	08/95→12/96						
2.4	106	08/94→12/96						
2.4	125	08/91→12/96						
2.5 TDI	103	08/95→12/96						
2.3 Turbo R	177	06/95→10/96	←	08/95→		11.8171-0008.1	990049	ATE
2.3 Turbo R	179	09/94→10/97	←	08/95→ 12/96		11.8171-0008.1	990049	ATE
<b>Dichtungssatz, Bremssattel</b>								
2.0	93	08/94→12/96	←			11.0441-5702.2	250033	ATE
2.0	105	06/91→12/96						
2.0 Turbo	132	09/93→10/96	→			13.0441-3815.2	250069	ATE
2.0 Turbo	155	08/93→12/96				13.0441-3819.2	250072	ATE
2.3 T5	166	08/93→07/96						
2.4	106	08/94→12/96						
2.4	125	08/91→12/96						
2.5 TDI	103	08/95→12/96						
2.3 T5 R	176	04/96→10/96	←			11.0441-5702.2	250033	ATE
2.3 T5-R	184	08/95→12/96	→			13.0441-3819.2	250072	ATE
2.3 Turbo R	177	06/95→10/96	←	08/95→		11.0441-5702.2	250033	ATE
			→	08/95→		13.0441-3819.2	250072	ATE
2.3 Turbo R	179	09/94→10/97	←	08/95→ 12/96		11.0441-5702.2	250033	ATE
			→	08/95→ 12/96		13.0441-3819.2	250072	ATE
<b> Bremsschlauch</b>								
2.0	93	08/94→12/96	←		2	83.6134-0335.3	330277	L= 335
2.0	105	06/91→12/96						
2.0 Turbo	132	09/93→10/96	→		2	24.5201-0204.3	331400	L= 204
2.0 Turbo	155	08/93→12/96						
2.3 T5	166	08/93→07/96						
↓								




















	kw			 	! #		
<b>VOLVO - 850 (LS) 06/91→10/97</b>							
<b>Bremsschlauch</b>							
2.3 T5 R	176	04/96→10/96	←		2	83.6134-0335.3 330277	L= 335
2.3 T5-R	184	08/95→12/96	→		2	24.5201-0204.3 331400	L= 204
2.4	106	08/94→12/96					
2.4	125	08/91→12/96					
2.5 TDI	103	08/95→12/96					
2.3 Turbo R	177	06/95→10/96	←	08/95→	2	83.6134-0335.3 330277	L= 335
			→	08/95→	2	24.5201-0204.3 331400	L= 204
2.3 Turbo R	179	09/94→10/97	←	08/95→ 12/96	2	83.6134-0335.3 330277	L= 335
			→	08/95→ 12/96	2	24.5201-0204.3 331400	L= 204
<b>VOLVO - 850 Kombi (LW) 04/92→10/97</b>							
<b>Bremssattel</b>							
2.0	93	08/94→12/96	←	☐		11.9571-9972.2 220606	ATE Ø 57 - Halter
2.0	105	02/93→12/96	←	☐		24.3571-9971.5 240617	ATE Ø 57 - Halter
2.0 Turbo	155	02/93→12/96	←	☐		24.3571-9971.5 240617	ATE Ø 57 - Halter
2.3 T5	166	02/93→12/96	→	☐		13.2381-0097.2 210239	ATE Ø 38
2.4	106	08/94→12/96	→	☐		24.9238-0097.5 230037	ATE Ø 38
2.4	125	09/92→12/96	→	☐		24.9238-0097.5 230037	ATE Ø 38
2.5 TDI	103	08/95→12/96	→	☐		24.9238-0098.5 230038	ATE Ø 38
2.0 Turbo	132	09/93→10/97	←	☐; → 12/96		11.9571-9972.2 220606	ATE Ø 57 - Halter
			←	☐; → 12/96		24.3571-9971.5 240617	ATE Ø 57 - Halter
			→	☐; → 12/96		13.2381-0097.2 210239	ATE Ø 38
			→	☐; → 12/96		24.9238-0097.5 230037	ATE Ø 38
2.3 T5 R	176	04/96→10/96	←	☐		11.9571-9972.2 220606	ATE Ø 57 - Halter
			←	☐		24.3571-9971.5 240617	ATE Ø 57 - Halter
			→	☐		13.2381-0097.2 210239	ATE Ø 38
2.3 T5-R	184	08/95→12/96	→	☐		13.2381-0097.2 210239	ATE Ø 38
2.3 Turbo R	177	06/95→10/97	←	☐; 08/95→ 12/96		11.9571-9972.2 220606	ATE Ø 57 - Halter
			←	☐; 08/95→ 12/96		24.3571-9971.5 240617	ATE Ø 57 - Halter
			→	☐; 08/95→ 12/96		13.2381-0097.2 210239	ATE Ø 38
2.4 AWD	142	04/96→12/96	←	☐		11.9571-9972.2 220606	ATE Ø 57 - Halter
			←	☐		24.3571-9971.5 240617	ATE Ø 57 - Halter
<b>Feder, Bremssattel</b>							
2.0	93	08/94→12/96	←		2	11.8116-0073.1 390498	ATE
2.0	105	02/93→12/96	←				
2.0 Turbo	155	02/93→12/96	←				
2.3 T5	166	02/93→12/96	←				
2.3 T5 R	176	04/96→10/96	←				
2.3 T5-R	184	08/95→12/96	←				
2.4	106	08/94→12/96	←				
2.4	125	09/92→12/96	←				
2.4 AWD	142	04/96→12/96	←				
2.5 TDI	103	08/95→12/96	←				
2.0 Turbo	132	09/93→10/97	←	→ 12/96	2	11.8116-0073.1 390498	ATE
2.3 Turbo R	177	06/95→10/97	←	08/95→ 12/96	2	11.8116-0073.1 390498	ATE
<b>Führungshülzensatz, Bremssattel</b>							
2.0	93	08/94→12/96	←			11.0101-5407.2 260011	ATE
2.0	105	02/93→12/96	←				
2.0 Turbo	155	02/93→12/96	←				
2.3 T5	166	02/93→12/96	←				
2.3 T5 R	176	04/96→10/96	←				
2.3 T5-R	184	08/95→12/96	←				
2.4	106	08/94→12/96	←				
2.4	125	09/92→12/96	←				
2.4 AWD	142	04/96→12/96	←				
2.5 TDI	103	08/95→12/96	←				
2.0 Turbo	132	09/93→10/97	←	→ 12/96		11.0101-5407.2 260011	ATE
2.3 Turbo R	177	06/95→10/97	←	08/95→ 12/96		11.0101-5407.2 260011	ATE
<b>Führungsbolzen, Bremssattel</b>							
2.0	93	08/94→12/96	←			11.8171-0008.1 990049	ATE
2.0	105	02/93→12/96	←				
2.0 Turbo	155	02/93→12/96	←				
2.3 T5	166	02/93→12/96	←				
2.3 T5 R	176	04/96→10/96	←				
2.3 T5-R	184	08/95→12/96	←				
2.4	106	08/94→12/96	←				
↓							







	kw			 	! #		
<b>VOLVO - 850 Kombi (LW) 04/92→10/97</b>							
<b>Führungsbolzen, Bremsattel</b>							
2.4	125	09/92→12/96	←			11.8171-0008.1	990049 ATE
2.4 AWD	142	04/96→12/96					
2.5 TDI	103	08/95→12/96					
2.0 Turbo	132	09/93→10/97	←	→ 12/96		11.8171-0008.1	990049 ATE
2.3 Turbo R	177	06/95→10/97	←	08/95→ 12/96		11.8171-0008.1	990049 ATE
<b>Dichtungssatz, Bremsattel</b>							
2.0	93	08/94→12/96	←			11.0441-5702.2	250033 ATE
2.0 Turbo	155	02/93→12/96	→			13.0441-3815.2	250069 ATE
						13.0441-3819.2	250072 ATE
2.0	105	02/93→12/96	←			11.0441-5702.2	250033 ATE
2.3 T5	166	02/93→12/96	→			13.0441-3815.2	250069 ATE
2.4	106	08/94→12/96	→			13.0441-3819.2	250072 ATE
2.4	125	09/92→12/96	→			13.0441-3819.2	250072 ATE
2.5 TDI	103	08/95→12/96	→				
2.0 Turbo	132	09/93→10/97	←	→ 12/96		11.0441-5702.2	250033 ATE
			→	→ 12/96		13.0441-3815.2	250069 ATE
						13.0441-3819.2	250072 ATE
2.3 T5 R	176	04/96→10/96	←			11.0441-5702.2	250033 ATE
2.3 T5-R	184	08/95→12/96	→			13.0441-3819.2	250072 ATE
2.3 Turbo R	177	06/95→10/97	←	08/95→ 12/96		11.0441-5702.2	250033 ATE
			→	08/95→ 12/96		13.0441-3819.2	250072 ATE
2.4 AWD	142	04/96→12/96	←			11.0441-5702.2	250033 ATE
<b>Bremsschlauch</b>							
2.0	93	08/94→12/96	←		2	83.6134-0335.3	330277 L= 335
2.0	105	02/93→12/96	→		2	24.5201-0204.3	331400 L= 204
2.0 Turbo	155	02/93→12/96	→				
2.3 T5	166	02/93→12/96	→				
2.3 T5 R	176	04/96→10/96	→				
2.3 T5-R	184	08/95→12/96	→				
2.4	106	08/94→12/96	→				
2.4	125	09/92→12/96	→				
2.5 TDI	103	08/95→12/96	→				
2.0 Turbo	132	09/93→10/97	←	→ 12/96	2	83.6134-0335.3	330277 L= 335
			→	→ 12/96	2	24.5201-0204.3	331400 L= 204
2.3 Turbo R	177	06/95→10/97	←	08/95→ 12/96	2	83.6134-0335.3	330277 L= 335
			→	08/95→ 12/96	2	24.5201-0204.3	331400 L= 204
2.4 AWD	142	04/96→12/96	←		2	83.6134-0335.3	330277 L= 335
			→		2	83.6134-0270.3	330779 L= 270
						83.6134-0300.3	330725 L= 300
<b>VOLVO - 940 II (944) 08/94→12/98</b>							
<b>Bremssattel</b>							
2.0 Turbo	114	04/96→10/98	←	☐		24.3571-1707.5	240079 TRW Ø 57 - Halter
2.3	85	08/94→07/95	←	☐		24.3571-1708.5	240080 TRW Ø 57 - Halter
2.3	96	08/94→10/98	←	☐			
2.3 ti	99	01/95→10/98	→	☐; nicht für Multi-link Achse		13.2401-0028.2	210046 ATE Ø 40
2.3 Turbo	121	08/94→10/98	→	☐; nicht für Multi-link Achse		24.9238-0088.5	230036 ATE Ø 38
2.4 TD Interc.	90	08/94→10/98	→	☐; nicht für Multi-link Achse		24.9238-0087.5	230035 ATE Ø 38
2.3 Turbo	126	01/95→12/98	←	☐; → 10/98		24.3571-1707.5	240079 TRW Ø 57 - Halter
			←	☐; → 10/98		24.3571-1708.5	240080 TRW Ø 57 - Halter
			→	☐; → 10/98; nicht für Multi-link Achse		13.2401-0028.2	210046 ATE Ø 40
			→	☐; → 10/98; nicht für Multi-link Achse		24.9238-0088.5	230036 ATE Ø 38
			→	☐; → 10/98; nicht für Multi-link Achse		24.9238-0087.5	230035 ATE Ø 38
<b>Dichtungssatz, Bremsattel</b>							
2.0 Turbo	114	04/96→10/98	→	nicht für Multi-link Achse		13.0441-3815.2	250069 ATE
2.3	85	08/94→07/95				13.0441-3819.2	250072 ATE
2.3	96	08/94→10/98				13.0441-4014.2	250079 ATE
2.3 ti	99	01/95→10/98					
2.3 Turbo	121	08/94→10/98					
2.4 TD Interc.	90	08/94→10/98					
2.3 Turbo	126	01/95→12/98	→	→ 10/98; nicht für Multi-link Achse		13.0441-3815.2	250069 ATE
						13.0441-3819.2	250072 ATE
						13.0441-4014.2	250079 ATE
↓							

	kw					! #		
<b>VOLVO - 940 II (944) 08/94 → 12/98</b>								
<b>Zubehörsatz, Bremssattel</b>								
2.0 Turbo	114	04/96 → 10/98	←			24.0101-3601.2	260044	TRW
2.3	85	08/94 → 07/95						
2.3	96	08/94 → 10/98						
2.3 ti	99	01/95 → 10/98						
2.3 Turbo	121	08/94 → 10/98						
2.4 TD Interc.	90	08/94 → 10/98						
2.3 Turbo	126	01/95 → 12/98	←	→ 10/98		24.0101-3601.2	260044	TRW
<b> Bremsschlauch</b>								
2.0 Turbo	114	04/96 → 10/98	←		2	83.6134-0335.3	330277	L= 335
2.3	85	08/94 → 07/95						
2.3	96	08/94 → 10/98	→		2	83.6124-0305.3	330723	L= 305
2.3 ti	99	01/95 → 10/98						
2.3 Turbo	121	08/94 → 10/98						
2.4 TD Interc.	90	08/94 → 10/98						
2.3 Turbo	126	01/95 → 12/98	←	→ 10/98	2	83.6134-0335.3	330277	L= 335
			→	→ 10/98	2	83.6124-0305.3	330723	L= 305
<b>VOLVO - 940 II Kombi (945) 08/94 → 10/98</b>								
<b> Bremssattel</b>								
2.0 Turbo	114	04/96 → 10/98	←	☐		24.3571-1707.5	240079	TRW Ø 57 - Halter
2.3	85	08/94 → 07/95						
2.3	96	08/94 → 10/98	←	☐		24.3571-1708.5	240080	TRW Ø 57 - Halter
2.3 ti	99	01/95 → 10/98	→					
2.3 Turbo	121	08/94 → 10/98		☐; nicht für Multi-link Achse		13.2401-0028.2	210046	ATE Ø 40
2.3 Turbo	126	08/95 → 10/98				24.9238-0088.5	230036	ATE Ø 38
2.4 TD Interc.	90	08/94 → 10/98	→	☐; nicht für Multi-link Achse		24.9238-0087.5	230035	ATE Ø 38
<b>Dichtungssatz, Bremssattel</b>								
2.0 Turbo	114	04/96 → 10/98	→	nicht für Multi-link Achse		13.0441-3815.2	250069	ATE
2.3	85	08/94 → 07/95				13.0441-3819.2	250072	ATE
2.3	96	08/94 → 10/98				13.0441-4014.2	250079	ATE
2.3 ti	99	01/95 → 10/98						
2.3 Turbo	121	08/94 → 10/98						
2.3 Turbo	126	08/95 → 10/98						
2.4 TD Interc.	90	08/94 → 10/98						
<b>Zubehörsatz, Bremssattel</b>								
2.0 Turbo	114	04/96 → 10/98	←			24.0101-3601.2	260044	TRW
2.3	85	08/94 → 07/95						
2.3	96	08/94 → 10/98						
2.3 ti	99	01/95 → 10/98						
2.3 Turbo	121	08/94 → 10/98						
2.3 Turbo	126	08/95 → 10/98						
2.4 TD Interc.	90	08/94 → 10/98						
<b> Bremsschlauch</b>								
2.0 Turbo	114	04/96 → 10/98	←		2	83.6134-0335.3	330277	L= 335
2.3	85	08/94 → 07/95						
2.3	96	08/94 → 10/98	→		2	83.6124-0305.3	330723	L= 305
2.3 ti	99	01/95 → 10/98						
2.3 Turbo	121	08/94 → 10/98						
2.3 Turbo	126	08/95 → 10/98						
2.4 TD Interc.	90	08/94 → 10/98						
<b>VOLVO - 940 Kombi (945) 08/90 → 10/95</b>								
<b> Bremssattel</b>								
2.0 Turbo	114	01/91 → 07/95	←	☐; → 12/91; + ABS		24.3571-1707.5	240079	TRW Ø 57 - Halter
2.4 D	60	08/90 → 07/95	←	☐; → 12/91; + ABS		24.3571-1708.5	240080	TRW Ø 57 - Halter
			→	☐; nicht für Multi-link Achse		13.2401-0028.2	210046	ATE Ø 40
			→	☐; nicht für Multi-link Achse		24.9238-0088.5	230036	ATE Ø 38
			→	☐; nicht für Multi-link Achse		24.9238-0087.5	230035	ATE Ø 38
<b>Dichtungssatz, Bremssattel</b>								
2.0 Turbo	114	01/91 → 07/95	→	nicht für Multi-link Achse; nur in Verbindung mit: 13.2381-0087/-0088.2 / 24.9238-0087/-0088.2		13.0441-3815.2	250069	ATE
2.4 D	60	08/90 → 07/95	→	nicht für Multi-link Achse		13.0441-3819.2	250072	ATE
			→	nicht für Multi-link Achse; nur in Verbindung mit: 13.2401-0027/-0028.2 / 24.9240-0027/-0028.2		13.0441-4014.2	250079	ATE
↓								
























	kW				! #		
<b>VOLVO - 940 Kombi (945) 08/90→10/95</b>							
<b>Zubehörsatz, Bremssattel</b>							
2.0 Turbo 2.4 D	114 60	01/91→07/95 08/90→07/95	←	→ 12/91; - ABS		24.0101-3401.2 260043	TRW
			←	→ 12/91; + ABS		24.0101-3601.2 260044	TRW
<b>Bremsschlauch</b>							
2.0 Turbo 2.4 D	114 60	01/91→07/95 08/90→07/95	←	→ 12/91; + ABS	2	83.6134-0335.3 330277	L= 335
			←	01/92→	2	83.6134-0335.3 330277	L= 335
			←	→ 12/91; - ABS	2	83.6134-0335.3 330277	L= 335
			→		2	83.6124-0305.3 330723	L= 305
<b>VOLVO - 960 II (964) 07/94→12/96</b>							
<b>Bremssattel</b>							
2.5 2.9	125 150	07/94→12/96 07/94→12/96	←	☐; 08/94→		24.3571-1707.5 240079	TRW Ø 57 - Halter
			←	☐; 08/94→		24.3571-1708.5 240080	TRW Ø 57 - Halter
			→	☐; 08/94→; nicht für Multi-link Achse		13.2401-0028.2 210046	ATE Ø 40
<b>Dichtungssatz, Bremssattel</b>							
2.5 2.9	125 150	07/94→12/96 07/94→12/96	→	08/94→; nicht für Multi-link Achse		13.0441-4014.2 250079	ATE
<b>Zubehörsatz, Bremssattel</b>							
2.5 2.9	125 150	07/94→12/96 07/94→12/96	←	08/94→		24.0101-3601.2 260044	TRW
<b>Bremsschlauch</b>							
2.5 2.9	125 150	07/94→12/96 07/94→12/96	←	01/95→	2	83.6124-0380.3 330268	L= 380
			←	08/94→ 12/94	2	83.6134-0335.3 330277	L= 335
			→	08/94→	2	83.6134-0300.3 330725	L= 300
<b>VOLVO - 960 II Kombi (965) 07/94→12/96</b>							
<b>Bremssattel</b>							
2.5 2.9	125 150	08/94→12/96 09/94→12/96	←	☐		24.3571-1707.5 240079	TRW Ø 57 - Halter
			←	☐		24.3571-1708.5 240080	TRW Ø 57 - Halter
			→	☐; nicht für Multi-link Achse		13.2401-0028.2 210046	ATE Ø 40
<b>Dichtungssatz, Bremssattel</b>							
2.5 2.9	125 150	08/94→12/96 09/94→12/96	→	nicht für Multi-link Achse		13.0441-4014.2 250079	ATE
<b>Zubehörsatz, Bremssattel</b>							
2.5 2.9	125 150	08/94→12/96 09/94→12/96	←			24.0101-3601.2 260044	TRW
<b>Bremsschlauch</b>							
2.5 2.9	125 150	08/94→12/96 09/94→12/96	←	01/95→	2	83.6124-0380.3 330268	L= 380
			←	→ 12/94	2	83.6134-0335.3 330277	L= 335
			→		2	83.6134-0300.3 330725	L= 300
<b>VOLVO - C30 10/06→12/13</b>							
<b>Bremssattel</b>							
1.6 1.6 D 1.6 D2 1.8 2.0 2.0 D 2.0 FlexFuel 2.4 i D3 D4 D5 D5 T5 T5	74 80 84 92 107 100 107 125 110 130 120 132 162 169	10/06→12/12 10/06→12/12 10/10→12/12 10/06→12/12 10/06→12/12 10/06→12/12 01/10→12/12 10/06→12/12 10/10→12/12 10/10→12/12 10/06→12/12 10/06→12/12 03/07→12/12	←	☐; passend für Felgengröße [Zoll]: 15 / 16		24.3571-9813.5 240557	ATE Ø 57 - Halter
			←	☐; passend für Felgengröße [Zoll]: 15 / 16		24.3571-9814.5 240558	ATE Ø 57 - Halter
			→	☐; → 146186		11.9387-7015.2 220627	ATE Ø 38 - Halter
			→	☐; → 146186		11.9387-7016.2 220628	ATE Ø 38 - Halter
			→	☐; 146187→		11.9387-7084.2 220960	ATE Ø 38 - Halter
			→	☐; 146187→		11.9387-7099.2 221053	ATE Ø 38 - Halter
1.8 FlexFuel ↓	92	01/07→12/12	←	☐; 04/07→; passend für Felgengröße [Zoll]: 15 / 16		24.3571-9813.5 240557	ATE Ø 57 - Halter

























	kw			 	! #												
<b>VOLVO - C30 10/06→12/13</b>																	
<b> Bremssattel</b>																	
1.8 FlexFuel	92	01/07→12/12	←	 ; 04/07→; passend für Felgenreöße [Zoll]: 15 / 16	24.3571-9814.5	240558	ATE Ø 57 - Halter										
			→	 ; 04/07→; → 146186	11.9387-7015.2	220627	ATE Ø 38 - Halter										
			→	 ; 04/07→; → 146186	11.9387-7016.2	220628	ATE Ø 38 - Halter										
			→	 ; 146187→	11.9387-7084.2	220960	ATE Ø 38 - Halter										
			→	 ; 146187→	11.9387-7099.2	221053	ATE Ø 38 - Halter										
Electric Electric	82 89	12/10→12/12 12/10→12/12	←	 ; passend für Felgenreöße [Zoll]: 15 / 16	24.3571-9813.5	240557	ATE Ø 57 - Halter										
			←	 ; passend für Felgenreöße [Zoll]: 15 / 16	24.3571-9814.5	240558	ATE Ø 57 - Halter										
			→	 ; 128→	11.9387-7015.2	220627	ATE Ø 38 - Halter										
			→	 ; 128→	11.9387-7016.2	220628	ATE Ø 38 - Halter										
			→	 ; → 127	11.9387-7084.2	220960	ATE Ø 38 - Halter										
			→	 ; → 127	11.9387-7099.2	221053	ATE Ø 38 - Halter										
<b>Halter, Bremssattel</b>																	
1.6 1.6 D 1.6 D2 1.8 2.0 2.0 D 2.0 FlexFuel 2.4 i D3 D4 D5 D5 T5 T5	74 80 84 92 107 100 107 125 110 130 120 132 162 169	10/06→12/12 10/06→12/12 10/10→12/12 10/06→12/12 10/06→12/12 10/06→12/12 01/10→12/12 10/06→12/12 10/10→12/12 10/10→12/12 10/06→12/12 10/06→12/12 10/06→12/12 03/07→12/12	←	passend für Felgenreöße [Zoll]: 15 / 16	11.0230-0818.1	260135	ATE										
			→	146187→	11.0230-0698.2	260091	ATE										
			→	→ 146186	11.0230-0698.2	260091	ATE										
			1.8 FlexFuel	92	01/07→12/12	←	04/07→; passend für Felgenreöße [Zoll]: 15 / 16	11.0230-0818.1	260135	ATE							
						→	04/07→; → 146186	11.0230-0698.2	260091	ATE							
						→	146187→	11.0230-0698.2	260091	ATE							
						Electric Electric	82 89	12/10→12/12 12/10→12/12	←	passend für Felgenreöße [Zoll]: 15 / 16	11.0230-0818.1	260135	ATE				
									→	→ 127	11.0230-0698.2	260091	ATE				
									→	128→	11.0230-0698.2	260091	ATE				
						<b>Feder, Bremssattel</b>											
						1.6 1.6 D 1.6 D2 1.8 2.0 2.0 D 2.0 FlexFuel 2.4 i D3 D4 D5 D5 T5 T5	74 80 84 92 107 100 107 125 110 130 120 132 162 169	10/06→12/12 10/06→12/12 10/10→12/12 10/06→12/12 10/06→12/12 10/06→12/12 01/10→12/12 10/06→12/12 10/10→12/12 10/10→12/12 10/06→12/12 10/06→12/12 10/06→12/12 03/07→12/12		146187→	2	11.8116-0340.1	390595	ATE			
										→ 146186	2	11.8116-0340.1	390595	ATE			
									←		2	11.8116-0356.1	390586	ATE			
									1.8 FlexFuel	92	01/07→12/12		146187→	2	11.8116-0340.1	390595	ATE
													04/07→; → 146186	2	11.8116-0340.1	390595	ATE
←	04/07→	2	11.8116-0356.1	390586	ATE												
Electric Electric	82 89	12/10→12/12 12/10→12/12		→ 127	2				11.8116-0340.1	390595	ATE						
				128→	2				11.8116-0340.1	390595	ATE						
			←		2				11.8116-0356.1	390586	ATE						
<b>Führungshülzensatz, Bremssattel</b>																	
1.6 1.6 D 1.6 D2 1.8 2.0 2.0 D 2.0 FlexFuel 2.4 i D3 D4 ↓	74 80 84 92 107 100 107 125 110 130	10/06→12/12 10/06→12/12 10/10→12/12 10/06→12/12 10/06→12/12 10/06→12/12 01/10→12/12 10/06→12/12 10/10→12/12 10/10→12/12	←						11.0101-5407.2	260011	ATE						
			→	146187→					11.0101-5407.2	260011	ATE						
			→	→ 146186					11.0101-5407.2	260011	ATE						








	kw				! #		
<b>VOLVO - C30 10/06→12/13</b>							
<b>Führungshülzensatz, Bremsattel</b>							
D5	120	10/06→12/12	←			11.0101-5407.2 260011	ATE
D5	132	10/06→12/12	→	146187→		11.0101-5407.2 260011	ATE
T5	162	10/06→12/12	→	→ 146186		11.0101-5407.2 260011	ATE
T5	169	03/07→12/12	→	→ 146186		11.0101-5407.2 260011	ATE
1.8 FlexFuel	92	01/07→12/12	←	04/07→		11.0101-5407.2 260011	ATE
			→	04/07→; → 146186		11.0101-5407.2 260011	ATE
			→	146187→		11.0101-5407.2 260011	ATE
Electric	82	12/10→12/12	←			11.0101-5407.2 260011	ATE
Electric	89	12/10→12/12	→	→ 127		11.0101-5407.2 260011	ATE
			→	128→		11.0101-5407.2 260011	ATE
<b>Führungsbolzen, Bremsattel</b>							
1.6	74	10/06→12/12		→ 146186		11.8171-0008.1 990049	ATE
1.6 D	80	10/06→12/12		146187→		11.8171-0008.1 990049	ATE
1.6 D2	84	10/10→12/12				11.8171-0008.1 990049	ATE
1.8	92	10/06→12/12				11.8171-0008.1 990049	ATE
2.0	107	10/06→12/12					
2.0 D	100	10/06→12/12					
2.0 FlexFuel	107	01/10→12/12					
2.4 i	125	10/06→12/12					
D3	110	10/10→12/12					
D4	130	10/10→12/12					
D5	120	10/06→12/12					
D5	132	10/06→12/12					
T5	162	10/06→12/12					
T5	169	03/07→12/12					
1.8 FlexFuel	92	01/07→12/12		04/07→; → 146186		11.8171-0008.1 990049	ATE
				04/07→		11.8171-0008.1 990049	ATE
				146187→		11.8171-0008.1 990049	ATE
Electric	82	12/10→12/12		→ 127		11.8171-0008.1 990049	ATE
Electric	89	12/10→12/12		128→		11.8171-0008.1 990049	ATE
						11.8171-0008.1 990049	ATE
<b>Bremsschlauch</b>							
1.6	74	10/06→12/12	←		2	83.7716-0398.3 330987	L= 395
1.6 D	80	10/06→12/12	→		2	83.7788-0383.3 330972	L= 382
1.6 D2	84	10/10→12/12					
1.8	92	10/06→12/12					
2.0	107	10/06→12/12					
2.0 D	100	10/06→12/12					
2.0 FlexFuel	107	01/10→12/12					
2.4 i	125	10/06→12/12					
D3	110	10/10→12/12					
D4	130	10/10→12/12					
D5	120	10/06→12/12					
D5	132	10/06→12/12					
Electric	82	12/10→12/12					
Electric	89	12/10→12/12					
T5	162	10/06→12/12					
T5	169	03/07→12/12					
1.8 FlexFuel	92	01/07→12/12	←	04/07→	2	83.7716-0398.3 330987	L= 395
			→	04/07→	2	83.7788-0383.3 330972	L= 382
<b>VOLVO - C70 I Cabriolet 03/98→10/05</b>							
<b>Bremssattel</b>							
2.0	132	03/98→10/05	←	☐		11.9571-9972.2 220606	ATE Ø 57 - Halter
2.0 T	120	03/00→10/05	←	☐		24.3571-9971.5 240617	ATE Ø 57 - Halter
2.0 T	166	03/98→10/05	←	☐			
2.3 T5	176	03/98→10/05	→	☐		13.2381-0097.2 210239	ATE Ø 38
2.3 T5	180	07/02→10/05	→	☐		24.9238-0097.5 230037	ATE Ø 38
2.4	125	06/98→10/05				24.9238-0098.5 230038	ATE Ø 38
2.4 T	142	03/98→10/05	→	☐			
2.4 T	147	07/02→10/05					
<b>Feder, Bremsattel</b>							
2.0	132	03/98→10/05			2	11.8116-0073.1 390498	ATE
2.0 T	120	03/00→10/05					
2.0 T	166	03/98→10/05					
2.3 T5	176	03/98→10/05					
2.3 T5	180	07/02→10/05					
2.4	125	06/98→10/05					
2.4 T	142	03/98→10/05					
2.4 T	147	07/02→10/05					
↓							

















	kW			 	! #		
<b>VOLVO - C70 I Cabriolet 03/98→10/05</b>							
<b>Dichtungssatz, Bremssattel</b>							
2.0	132	03/98→10/05	➔			13.0441-3815.2 250069	ATE
2.0 T	120	03/00→10/05					
2.0 T	166	03/98→10/05					
2.3 T5	176	03/98→10/05					
2.3 T5	180	07/02→10/05					
2.4	125	06/98→10/05					
2.4 T	142	03/98→10/05					
2.4 T	147	07/02→10/05					
<b> Bremsschlauch</b>							
2.0	132	03/98→10/05		am Bremssattel	2	83.6113-0331.3 330982	L= 330
2.0 T	166	03/98→10/05	➔	passend für Felgengröße [Zoll]: 16	2	24.5170-0361.3 331310	L= 361
2.3 T5	176	03/98→10/05	➔	passend für Felgengröße [Zoll]: 15	2	83.6134-0335.3 330277	L= 335
2.4	125	06/98→10/05	➔	→ 1209	2	24.5201-0204.3 331400	L= 204
2.4 T	142	03/98→10/05	➔	1210→	2	83.6204-0180.3 330547	L= 180
2.0 T	120	03/00→10/05		am Bremssattel	2	83.6113-0331.3 330982	L= 330
2.3 T5	180	07/02→10/05	➔	passend für Felgengröße [Zoll]: 16	2	24.5170-0361.3 331310	L= 361
2.4 T	147	07/02→10/05	➔	passend für Felgengröße [Zoll]: 15	2	83.6134-0335.3 330277	L= 335
			➔		2	83.6204-0180.3 330547	L= 180
<b>VOLVO - C70 I Coupe 03/97→09/02</b>							
<b> Bremssattel</b>							
2.0	132	03/97→09/02	➔			11.9571-9972.2 220606	ATE Ø 57 - Halter
2.0 T	120	03/00→09/02	➔			24.3571-9971.5 240617	ATE Ø 57 - Halter
2.0 T	166	03/97→09/02	➔				
2.3 T-5	176	03/97→09/02	➔			13.2381-0097.2 210239	ATE Ø 38
2.4	121	03/99→09/02	➔			24.9238-0097.5 230037	ATE Ø 38
2.4 T	142	03/97→09/02	➔			24.9238-0098.5 230038	ATE Ø 38
2.4	125	05/99→09/02	➔	 ; 11/99→		11.9571-9972.2 220606	ATE Ø 57 - Halter
			➔	 ; 11/99→		24.3571-9971.5 240617	ATE Ø 57 - Halter
			➔	 ; 11/99→		13.2381-0097.2 210239	ATE Ø 38
			➔	 ; 11/99→		24.9238-0097.5 230037	ATE Ø 38
			➔	 ; 11/99→		24.9238-0098.5 230038	ATE Ø 38
<b>Feder, Bremssattel</b>							
2.0	132	03/97→09/02			2	11.8116-0073.1 390498	ATE
2.0 T	120	03/00→09/02					
2.0 T	166	03/97→09/02					
2.3 T-5	176	03/97→09/02					
2.4	121	03/99→09/02					
2.4 T	142	03/97→09/02					
2.4	125	05/99→09/02		11/99→	2	11.8116-0073.1 390498	ATE
<b>Dichtungssatz, Bremssattel</b>							
2.0	132	03/97→09/02	➔			13.0441-3819.2 250072	ATE
2.0 T	120	03/00→09/02					
2.0 T	166	03/97→09/02					
2.3 T-5	176	03/97→09/02					
2.4	121	03/99→09/02					
2.4 T	142	03/97→09/02					
2.4	125	05/99→09/02	➔	11/99→		13.0441-3819.2 250072	ATE
<b> Bremsschlauch</b>							
2.0	132	03/97→09/02		am Bremssattel	2	83.6113-0331.3 330982	L= 330
2.0 T	166	03/97→09/02	➔	→ 10849	2	24.5201-0204.3 331400	L= 204
2.3 T-5	176	03/97→09/02	➔	10850→	2	83.6204-0180.3 330547	L= 180
2.4 T	142	03/97→09/02	➔				
2.0 T	120	03/00→09/02		am Bremssattel	2	83.6113-0331.3 330982	L= 330
2.4	121	03/99→09/02	➔		2	83.6204-0180.3 330547	L= 180
2.4	125	05/99→09/02	➔	am Bremssattel; 11/99→	2	83.6113-0331.3 330982	L= 330
			➔	11/99→	2	83.6204-0180.3 330547	L= 180
<b>VOLVO - C70 II Cabriolet 03/06→06/13</b>							
<b> Bremssattel</b>							
2.0 D	100	01/08→10/09	➔	 ; 06/08→; passend für Felgengröße [Zoll]: 17		11.9576-9975.2 220649	ATE Ø 57 - Halter
↓							










	kw			 	! #			
<b>VOLVO - C70 II Cabriolet 03/06—06/13</b>								
<b> Bremssattel</b>								
2.0 D	100	01/08→10/09	←	 06/08→; passend für Felgenreöße [Zoll]: 17	11.9576-9976.2	220650	ATE Ø 57 - Halter	
			←	 06/08→; passend für Felgenreöße [Zoll]: 15 / 16	24.3571-9813.5	240557	ATE Ø 57 - Halter	
			←	 06/08→; passend für Felgenreöße [Zoll]: 15 / 16	24.3571-9814.5	240558	ATE Ø 57 - Halter	
			→	 06/08→; → 77106	11.9387-7015.2	220627	ATE Ø 38 - Halter	
			→	 06/08→; → 77106	11.9387-7016.2	220628	ATE Ø 38 - Halter	
			→	 77107→	11.9387-7084.2	220960	ATE Ø 38 - Halter	
			→	 77107→	11.9387-7099.2	221053	ATE Ø 38 - Halter	
2.4 2.4 D 2.4 i	103 120 125	03/06→10/09 03/07→06/13 03/06→10/09	←	 ; passend für Felgenreöße [Zoll]: 17	11.9576-9975.2	220649	ATE Ø 57 - Halter	
D3 D4 D5 T5	110 130 132 162 169	10/10→06/13 10/10→06/13 03/06→06/13 03/06→02/07 03/07→10/09	←	 ; passend für Felgenreöße [Zoll]: 15 / 16	24.3571-9813.5	240557	ATE Ø 57 - Halter	
			←	 ; passend für Felgenreöße [Zoll]: 15 / 16	24.3571-9814.5	240558	ATE Ø 57 - Halter	
			→	 ; → 77106	11.9387-7015.2	220627	ATE Ø 38 - Halter	
			→	 ; → 77106	11.9387-7016.2	220628	ATE Ø 38 - Halter	
			→	 77107→	11.9387-7084.2	220960	ATE Ø 38 - Halter	
			→	 77107→	11.9387-7099.2	221053	ATE Ø 38 - Halter	
<b>Halter, Bremssattel</b>								
2.0 D	100	01/08→10/09	←	06/08→; passend für Felgenreöße [Zoll]: 15 / 16	11.0230-0818.1	260135	ATE	
			→	06/08→; → 77106	11.0230-0698.2	260091	ATE	
			→	77107→	11.0230-0698.2	260091	ATE	
2.4 2.4 D 2.4 i	103 120 125	03/06→10/09 03/07→06/13 03/06→10/09	←	passend für Felgenreöße [Zoll]: 15 / 16	11.0230-0818.1	260135	ATE	
D3 D4 D5 T5	110 130 132 162 169	10/10→06/13 10/10→06/13 03/06→06/13 03/06→02/07 03/07→10/09	→	77107→	11.0230-0698.2	260091	ATE	
			→	→ 77106	11.0230-0698.2	260091	ATE	
<b>Feder, Bremssattel</b>								
2.0 D	100	01/08→10/09		77107→	2	11.8116-0340.1	390595	ATE
			←	06/08→; passend für Felgenreöße [Zoll]: 17	2	11.8116-0345.2	390596	ATE
			←	06/08→	2	11.8116-0356.1	390586	ATE
			→	06/08→; → 77106	2	11.8116-0340.1	390595	ATE
2.4 2.4 D 2.4 i	103 120 125	03/06→10/09 03/07→06/13 03/06→10/09		77107→	2	11.8116-0340.1	390595	ATE
D3 D4 D5 T5	110 130 132 162 169	10/10→06/13 10/10→06/13 03/06→06/13 03/06→02/07 03/07→10/09	←	passend für Felgenreöße [Zoll]: 17	2	11.8116-0345.2	390596	ATE
			←		2	11.8116-0356.1	390586	ATE
			→	→ 77106	2	11.8116-0340.1	390595	ATE
<b>Führungshülzensatz, Bremssattel</b>								
2.0 D	100	01/08→10/09	→	06/08→; → 77106		11.0101-5407.2	260011	ATE
			→	77107→		11.0101-5407.2	260011	ATE
2.4 2.4 D 2.4 i	103 120 125	03/06→10/09 03/07→06/13 03/06→10/09	→	77107→		11.0101-5407.2	260011	ATE
D3 D4 D5 T5	110 130 132 162 169	10/10→06/13 10/10→06/13 03/06→06/13 03/06→02/07 03/07→10/09	→	→ 77106		11.0101-5407.2	260011	ATE
<b>Führungsbolzen, Bremssattel</b>								
2.0 D	100	01/08→10/09		77107→		11.8171-0008.1	990049	ATE
				06/08→; → 77106		11.8171-0008.1	990049	ATE
2.4 2.4 D 2.4 i	103 120 125	03/06→10/09 03/07→06/13 03/06→10/09		→ 77106		11.8171-0008.1	990049	ATE
D3 D4 ↓	110 130	10/10→06/13 10/10→06/13		77107→		11.8171-0008.1	990049	ATE


































	kw			 	! #		
<b>VOLVO - C70 II Cabriolet 03/06—06/13</b>							
<b>Führungsbolzen, Bremsattel</b>							
D5	132	03/06→06/13		→ 77106		11.8171-0008.1 990049	ATE
T5	162	03/06→02/07					
T5	169	03/07→10/09		77107→		11.8171-0008.1 990049	ATE
<b>Bremsschlauch</b>							
2.0 D	100	01/08→10/09	←	06/08→	2	83.7716-0398.3 330987	L= 395
			→	06/08→	2	83.7788-0383.3 330972	L= 382
2.4	103	03/06→10/09	←		2	83.7716-0398.3 330987	L= 395
			→		2	83.7788-0383.3 330972	L= 382
2.4 i	125	03/06→10/09					
D5	132	03/06→06/13					
2.4 D	120	03/07→06/13	←	passend für Felgengröße [Zoll]: 15 / 16	2	83.7716-0398.3 330987	L= 395
			→	passend für Felgengröße [Zoll]: 17	2	83.7788-0414.3 330988	L= 411
D4	130	10/10→06/13					
D3	110	10/10→06/13	←		2	83.7788-0383.3 330972	L= 382
			→		2	83.7788-0383.3 330972	L= 382
T5	162	03/06→02/07	←		2	83.7788-0414.3 330988	L= 411
			→		2	83.7788-0383.3 330972	L= 382
T5	169	03/07→10/09					
<b>VOLVO - S40 I (VS) 07/95—06/04</b>							
<b>Bremssattel</b>							
1.6	77	09/95→08/99	←	☐; → 08/97		24.3541-1783.5 240269	TRW Ø 54 - Halter
1.8	85	07/95→08/99	←	☐; → 08/97		24.3541-1784.5 240270	TRW Ø 54 - Halter
1.9 T4	147	05/97→07/00	←				
1.9 TD	66	07/95→08/99	←	☐; 09/97→		24.3541-1785.5 240271	TRW Ø 54 - Halter
2.0	100	07/95→12/03	←				
2.0	103	07/95→08/99	←	☐; 09/97→		24.3541-1786.5 240272	TRW Ø 54 - Halter
			→	☐; → 426760		24.3384-1721.5 240255	TRW Ø 38 - Halter
			→	☐; → 426760		24.3384-1722.5 240256	TRW Ø 38 - Halter
			→	☐; 426761→		24.3384-1743.5 240319	TRW Ø 38 - Halter
			→	☐; 426761→		24.3384-1744.5 240320	TRW Ø 38 - Halter
1.6	80	03/99→12/03	←	☐		24.3541-1785.5 240271	TRW Ø 54 - Halter
1.8	90	03/99→12/03	←	☐		24.3541-1786.5 240272	TRW Ø 54 - Halter
1.8 i	92	03/98→12/03	←				
1.9 DI	70	03/99→07/00	→	☐; → 426760		24.3384-1721.5 240255	TRW Ø 38 - Halter
			→	☐; → 426760		24.3384-1722.5 240256	TRW Ø 38 - Halter
			→	☐; 426761→		24.3384-1743.5 240319	TRW Ø 38 - Halter
			→	☐; 426761→		24.3384-1744.5 240320	TRW Ø 38 - Halter
1.8	85	06/01→08/03	→	☐; → 426760		24.3384-1721.5 240255	TRW Ø 38 - Halter
			→	☐; → 426760		24.3384-1722.5 240256	TRW Ø 38 - Halter
1.8 i	90	06/01→12/03	←	☐		24.3541-1785.5 240271	TRW Ø 54 - Halter
1.9 DI	75	07/00→12/03	←	☐		24.3541-1786.5 240272	TRW Ø 54 - Halter
1.9 DI	85	07/00→12/03	←				
2.0 T	120	06/01→12/03	→	☐		24.3384-1743.5 240319	TRW Ø 38 - Halter
2.0 T	121	07/00→06/01	→				
2.0 T4	147	07/00→12/03	→	☐		24.3384-1744.5 240320	TRW Ø 38 - Halter
2.0 T	118	10/97→12/03	←	☐; → 07/00		24.3541-1785.5 240271	TRW Ø 54 - Halter
			→	☐; → 07/00		24.3541-1786.5 240272	TRW Ø 54 - Halter
			→	☐; → 426760		24.3384-1721.5 240255	TRW Ø 38 - Halter
			→	☐; → 426760		24.3384-1722.5 240256	TRW Ø 38 - Halter
			→	☐; 426761→; → 07/00		24.3384-1743.5 240319	TRW Ø 38 - Halter
			→	☐; 426761→; → 07/00		24.3384-1744.5 240320	TRW Ø 38 - Halter
<b>Bremsschlauch</b>							
1.6	77	09/95→08/99	←		2	24.5248-0461.3 330707	L= 460
1.6	80	03/99→12/03	→		2	24.5249-0416.3 330708	L= 416
1.8	85	07/95→08/99	→				
1.8	90	03/99→12/03					
1.8 i	90	06/01→12/03					
1.8 i	92	03/98→12/03					
1.9 DI	70	03/99→07/00					
1.9 DI	75	07/00→12/03					
1.9 DI	85	07/00→12/03					
1.9 T4	147	05/97→07/00					
1.9 TD	66	07/95→08/99					
2.0	100	07/95→12/03					
2.0	103	07/95→08/99					
↓							

	kw			 	! #		
<b>VOLVO - S40 I (VS) 07/95→06/04</b>							
<b>Bremsschlauch</b>							
2.0 T	120	06/01→12/03	←		2	24.5248-0461.3	330707 L= 460
2.0 T	121	07/00→06/01					
2.0 T4	147	07/00→12/03	→		2	24.5249-0416.3	330708 L= 416
2.0 T	118	10/97→12/03	←	→ 07/00	2	24.5248-0461.3	330707 L= 460
			→	→ 07/00	2	24.5249-0416.3	330708 L= 416
<b>VOLVO - S40 II (MS) 01/04→12/12</b>							
<b>Bremssattel</b>							
1.6	74	01/05→12/12	←	☐; → 05/12; passend für Felgengröße [Zoll]: 17		11.9576-9975.2	220649 ATE Ø 57 - Halter
1.6 D	81	01/05→12/12					
1.6 D2	84	10/10→12/12	←	☐; → 05/12; passend für Felgengröße [Zoll]: 17		11.9576-9976.2	220650 ATE Ø 57 - Halter
2.0	107	10/06→12/12					
2.0 F	107	10/09→12/12	←	☐; → 05/12; nicht für Felgengröße [Zoll]: 17		24.3571-9813.5	240557 ATE Ø 57 - Halter
2.4 AWD	125	08/06→12/12					
D3	110	10/10→12/12	←	☐; → 05/12; nicht für Felgengröße [Zoll]: 17		24.3571-9814.5	240558 ATE Ø 57 - Halter
D4	130	10/10→12/12	←	☐; → 05/12; nicht für Felgengröße [Zoll]: 17			
T5	169	03/07→12/12	→	☐; → 462752		11.9387-7015.2	220627 ATE Ø 38 - Halter
			→	☐; → 462752		11.9387-7016.2	220628 ATE Ø 38 - Halter
			→	☐; 462753→; → 05/12		11.9387-7084.2	220960 ATE Ø 38 - Halter
			→	☐; 462753→; → 05/12		11.9387-7099.2	221053 ATE Ø 38 - Halter
1.8	92	04/04→12/10	←	☐; passend für Felgengröße [Zoll]: 17		11.9576-9975.2	220649 ATE Ø 57 - Halter
2.0 D	100	01/04→12/10	←	☐; passend für Felgengröße [Zoll]: 17		11.9576-9976.2	220650 ATE Ø 57 - Halter
2.0 D4	96	07/05→12/06	←	☐; passend für Felgengröße [Zoll]: 17		24.3571-9813.5	240557 ATE Ø 57 - Halter
2.4	103	01/04→12/10	←	☐; nicht für Felgengröße [Zoll]: 17		24.3571-9814.5	240558 ATE Ø 57 - Halter
2.4	125	01/04→12/10	←	☐; nicht für Felgengröße [Zoll]: 17			
2.4 D5	132	03/06→12/10	←	☐; nicht für Felgengröße [Zoll]: 17			
T5	162	01/04→12/07	→	☐; → 462752		11.9387-7015.2	220627 ATE Ø 38 - Halter
T5 AWD	162	04/04→12/07	→	☐; → 462752		11.9387-7016.2	220628 ATE Ø 38 - Halter
T5 AWD	169	03/07→12/10	→	☐; 462753→		11.9387-7084.2	220960 ATE Ø 38 - Halter
			→	☐; 462753→		11.9387-7099.2	221053 ATE Ø 38 - Halter
1.8 FlexFuel	92	01/06→12/10	←	☐; 04/07→; passend für Felgengröße [Zoll]: 17		11.9576-9975.2	220649 ATE Ø 57 - Halter
			←	☐; 04/07→; passend für Felgengröße [Zoll]: 17		11.9576-9976.2	220650 ATE Ø 57 - Halter
			←	☐; 04/07→; nicht für Felgengröße [Zoll]: 17		24.3571-9813.5	240557 ATE Ø 57 - Halter
			←	☐; 04/07→; nicht für Felgengröße [Zoll]: 17		24.3571-9814.5	240558 ATE Ø 57 - Halter
			→	☐; 04/07→; → 462752		11.9387-7015.2	220627 ATE Ø 38 - Halter
			→	☐; 04/07→; → 462752		11.9387-7016.2	220628 ATE Ø 38 - Halter
			→	☐; 462753→		11.9387-7084.2	220960 ATE Ø 38 - Halter
			→	☐; 462753→		11.9387-7099.2	221053 ATE Ø 38 - Halter
<b>Halter, Bremssattel</b>							
1.6	74	01/05→12/12	←	→ 05/12; nicht für Felgengröße [Zoll]: 17		11.0230-0818.1	260135 ATE
1.6 D	81	01/05→12/12					
1.6 D2	84	10/10→12/12	→	462753→; → 05/12		11.0230-0698.2	260091 ATE
2.0	107	10/06→12/12	→	→ 462752		11.0230-0698.2	260091 ATE
2.0 F	107	10/09→12/12					
2.4 AWD	125	08/06→12/12					
D3	110	10/10→12/12					
D4	130	10/10→12/12					
T5	169	03/07→12/12					
1.8	92	04/04→12/10	←	nicht für Felgengröße [Zoll]: 17		11.0230-0818.1	260135 ATE
2.0 D	100	01/04→12/10	→	462753→		11.0230-0698.2	260091 ATE
2.0 D4	96	07/05→12/06	→	→ 462752		11.0230-0698.2	260091 ATE
2.4	103	01/04→12/10					
2.4	125	01/04→12/10					
2.4 D5	132	03/06→12/10					
T5	162	01/04→12/07					
T5 AWD	162	04/04→12/07					
T5 AWD	169	03/07→12/10					
1.8 FlexFuel	92	01/06→12/10	←	04/07→; nicht für Felgengröße [Zoll]: 17		11.0230-0818.1	260135 ATE
			→	462753→		11.0230-0698.2	260091 ATE
			→	04/07→; → 462752		11.0230-0698.2	260091 ATE
<b>Feder, Bremssattel</b>							
1.6	74	01/05→12/12		462753→; → 05/12	2	11.8116-0340.1	390595 ATE
1.6 D	81	01/05→12/12					
↓							








	kw			 	! #		
<b>VOLVO - S40 II (MS) 01/04→12/12</b>							
<b>Feder, Bremssattel</b>							
1.6 D2	84	10/10→12/12		→ 05/12;	2	11.8116-0345.2	390596 ATE
2.0	107	10/06→12/12		passend für Felgenreöße [Zoll]: 17			
2.0 F	107	10/09→12/12	←	→ 05/12	2	11.8116-0356.1	390586 ATE
2.4 AWD	125	08/06→12/12					
D3	110	10/10→12/12	→	→ 462752	2	11.8116-0340.1	390595 ATE
D4	130	10/10→12/12					
T5	169	03/07→12/12					
1.8	92	04/04→12/10		462753→	2	11.8116-0340.1	390595 ATE
2.0 D	100	01/04→12/10		passend für Felgenreöße [Zoll]: 17	2	11.8116-0345.2	390596 ATE
2.0 D4	96	07/05→12/06					
2.4	103	01/04→12/10	←		2	11.8116-0356.1	390586 ATE
2.4	125	01/04→12/10	→	→ 462752	2	11.8116-0340.1	390595 ATE
2.4 D5	132	03/06→12/10					
T5	162	01/04→12/07					
T5 AWD	162	04/04→12/07					
T5 AWD	169	03/07→12/10					
1.8 FlexFuel	92	01/06→12/10		462753→	2	11.8116-0340.1	390595 ATE
				04/07→;	2	11.8116-0345.2	390596 ATE
			←	04/07→	2	11.8116-0356.1	390586 ATE
			→	04/07→; → 462752	2	11.8116-0340.1	390595 ATE
<b>Führungshülzensatz, Bremssattel</b>							
1.6	74	01/05→12/12	←	→ 05/12		11.0101-5407.2	260011 ATE
1.6 D	81	01/05→12/12					
1.6 D2	84	10/10→12/12	→	462753→; → 05/12		11.0101-5407.2	260011 ATE
2.0	107	10/06→12/12	→	→ 462752		11.0101-5407.2	260011 ATE
2.0 F	107	10/09→12/12					
2.4 AWD	125	08/06→12/12					
D3	110	10/10→12/12					
D4	130	10/10→12/12					
T5	169	03/07→12/12					
1.8	92	04/04→12/10	←			11.0101-5407.2	260011 ATE
2.0 D	100	01/04→12/10	→	462753→		11.0101-5407.2	260011 ATE
2.0 D4	96	07/05→12/06	→	→ 462752		11.0101-5407.2	260011 ATE
2.4	103	01/04→12/10	→			11.0101-5407.2	260011 ATE
2.4	125	01/04→12/10					
2.4 D5	132	03/06→12/10					
T5	162	01/04→12/07					
T5 AWD	162	04/04→12/07					
T5 AWD	169	03/07→12/10					
1.8 FlexFuel	92	01/06→12/10	←	04/07→		11.0101-5407.2	260011 ATE
			→	462753→		11.0101-5407.2	260011 ATE
			→	04/07→; → 462752		11.0101-5407.2	260011 ATE
<b>Führungsbolzen, Bremssattel</b>							
1.6	74	01/05→12/12		462753→; → 05/12		11.8171-0008.1	990049 ATE
1.6 D	81	01/05→12/12					
1.6 D2	84	10/10→12/12		→ 05/12		11.8171-0008.1	990049 ATE
2.0	107	10/06→12/12		→ 462752		11.8171-0008.1	990049 ATE
2.0 F	107	10/09→12/12					
2.4 AWD	125	08/06→12/12					
D3	110	10/10→12/12					
D4	130	10/10→12/12					
T5	169	03/07→12/12					
1.8	92	04/04→12/10		462753→		11.8171-0008.1	990049 ATE
2.0 D	100	01/04→12/10		→ 462752		11.8171-0008.1	990049 ATE
2.0 D4	96	07/05→12/06					
2.4	103	01/04→12/10				11.8171-0008.1	990049 ATE
2.4	125	01/04→12/10					
2.4 D5	132	03/06→12/10					
T5	162	01/04→12/07					
T5 AWD	162	04/04→12/07					
T5 AWD	169	03/07→12/10					
1.8 FlexFuel	92	01/06→12/10		04/07→		11.8171-0008.1	990049 ATE
				04/07→; → 462752		11.8171-0008.1	990049 ATE
				462753→		11.8171-0008.1	990049 ATE
<b>Bremsschlauch</b>							
1.6	74	01/05→12/12	←	→ 05/12; nicht für Felgenreöße [Zoll]: 17	2	83.7716-0398.3	330987 L= 395
1.6 D	81	01/05→12/12					
1.6 D2	84	10/10→12/12	←	→ 05/12;	2	83.7788-0414.3	330988 L= 411
2.0	107	10/06→12/12		passend für Felgenreöße [Zoll]: 17			
2.0 F	107	10/09→12/12	→	→ 05/12	2	83.7788-0383.3	330972 L= 382
2.4 AWD	125	08/06→12/12					
D3	110	10/10→12/12					
D4	130	10/10→12/12					
↓							










	kw			 	! #			
<b>VOLVO - S40 II (MS) 01/04→12/12</b>								
 <b>Bremsschlauch</b>								
T5	169	03/07→12/12	←	→ 05/12; nicht für Felgengröße [Zoll]: 17	2	83.7716-0398.3	330987	L= 395
			←	→ 05/12; passend für Felgengröße [Zoll]: 17	2	83.7788-0414.3	330988	L= 411
			→	→ 05/12	2	83.7788-0383.3	330972	L= 382
1.8 2.0 D 2.0 D4 2.4 2.4 D5 T5	92	04/04→12/10	←	nicht für Felgengröße [Zoll]: 17	2	83.7716-0398.3	330987	L= 395
	100	01/04→12/10	←	passend für Felgengröße [Zoll]: 17	2	83.7788-0414.3	330988	L= 411
	96	07/05→12/06	←	passend für Felgengröße [Zoll]: 17	2	83.7788-0414.3	330988	L= 411
	103	01/04→12/10	→		2	83.7788-0383.3	330972	L= 382
	125	01/04→12/10	→		2	83.7788-0383.3	330972	L= 382
1.8 FlexFuel	92	01/06→12/10	←	04/07→; nicht für Felgengröße [Zoll]: 17	2	83.7716-0398.3	330987	L= 395
			←	04/07→; passend für Felgengröße [Zoll]: 17	2	83.7788-0414.3	330988	L= 411
			→	04/07→	2	83.7788-0383.3	330972	L= 382
T5 AWD T5 AWD	162 169	04/04→12/07 03/07→12/10	←	nicht für Felgengröße [Zoll]: 17	2	83.7788-0414.3	330988	L= 411
			←	passend für Felgengröße [Zoll]: 17	2	83.7788-0425.3	331232	L= 425
			→		2	83.7788-0386.3	331231	L= 386
<b>VOLVO - S60 I 07/00→04/10</b>								
 <b>Bremssattel</b>								
2.0 T	132	07/00→04/10	←	☐; 09/01→ 01/09; passend für Felgengröße [Zoll]: 17		11.9571-9864.2	220514	ATE Ø 57 - Halter
			←	☐; 09/01→ 01/09; passend für Felgengröße [Zoll]: 17		24.3571-9863.5	240691	ATE Ø 57 - Halter
			←	☐; 09/01→ 01/09; passend für Felgengröße [Zoll]: 15 / 16		24.3601-9829.5	240507	ATE Ø 60 - Halter
			←	☐; 09/01→ 01/09; passend für Felgengröße [Zoll]: 15 / 16		24.3601-9830.5	240508	ATE Ø 60 - Halter
			→	☐; 09/01→ 01/09		11.9421-9979.2	220497	ATE Ø 42 - Halter
			→	☐; 09/01→ 01/09		24.3421-9979.5	240475	ATE Ø 42 - Halter
2.3 T5 2.4 2.4 D	195 132 90	07/00→09/02 01/05→10/06 05/05→12/06	←	☐; passend für Felgengröße [Zoll]: 17		11.9571-9864.2	220514	ATE Ø 57 - Halter
			←	☐; passend für Felgengröße [Zoll]: 17		24.3571-9863.5	240691	ATE Ø 57 - Halter
			←	☐; passend für Felgengröße [Zoll]: 15 / 16		24.3601-9829.5	240507	ATE Ø 60 - Halter
			←	☐; passend für Felgengröße [Zoll]: 15 / 16		24.3601-9830.5	240508	ATE Ø 60 - Halter
			→	☐		11.9421-9979.2	220497	ATE Ø 42 - Halter
			→	☐		24.3421-9979.5	240475	ATE Ø 42 - Halter
2.4 2.4 T	103 147	07/00→04/10 07/00→04/10	←	☐; 11/00→ 01/09; passend für Felgengröße [Zoll]: 17		11.9571-9864.2	220514	ATE Ø 57 - Halter
			←	☐; 11/00→ 01/09; passend für Felgengröße [Zoll]: 17		24.3571-9863.5	240691	ATE Ø 57 - Halter
			←	☐; 11/00→ 01/09; passend für Felgengröße [Zoll]: 15 / 16		24.3601-9829.5	240507	ATE Ø 60 - Halter
			←	☐; 11/00→ 01/09; passend für Felgengröße [Zoll]: 15 / 16		24.3601-9830.5	240508	ATE Ø 60 - Halter
			→	☐; 11/00→ 01/09		11.9421-9979.2	220497	ATE Ø 42 - Halter
			→	☐; 11/00→ 01/09		24.3421-9979.5	240475	ATE Ø 42 - Halter
2.4 2.4 D 2.4 T5	125 120 191	11/00→04/10 07/05→12/09 04/04→04/10	←	☐; → 01/09; passend für Felgengröße [Zoll]: 17		11.9571-9864.2	220514	ATE Ø 57 - Halter
			←	☐; → 01/09; passend für Felgengröße [Zoll]: 17		24.3571-9863.5	240691	ATE Ø 57 - Halter
			←	☐; → 01/09; passend für Felgengröße [Zoll]: 15 / 16		24.3601-9829.5	240507	ATE Ø 60 - Halter
			←	☐; → 01/09; passend für Felgengröße [Zoll]: 15 / 16		24.3601-9830.5	240508	ATE Ø 60 - Halter
			→	☐; → 01/09		11.9421-9979.2	220497	ATE Ø 42 - Halter
			→	☐; → 01/09		24.3421-9979.5	240475	ATE Ø 42 - Halter
↓			☐; → 01/09		11.9421-9980.2	220498	ATE Ø 42 - Halter	

	kw			 	! #		
<b>VOLVO - S60   07/00→04/10</b>							
<b> Bremsattel</b>							
2.4 2.4 D 2.4 T5	125 120 191	11/00→04/10 07/05→12/09 04/04→04/10	➔	☐; → 01/09		24.3421-9980.5 240476	ATE Ø 42 - Halter
2.4 AWD 2.5 T AWD	191 154	02/04→04/10 07/02→04/10	➔	☐; 04/04→ 01/09; passend für Felgengröße [Zoll]: 17		11.9571-9864.2 220514	ATE Ø 57 - Halter
			➔	☐; 04/04→ 01/09; passend für Felgengröße [Zoll]: 17		24.3571-9863.5 240691	ATE Ø 57 - Halter
			➔	☐; 04/04→ 01/09; passend für Felgengröße [Zoll]: 15 / 16		24.3601-9829.5 240507	ATE Ø 60 - Halter
			➔	☐; 04/04→ 01/09; passend für Felgengröße [Zoll]: 15 / 16		24.3601-9830.5 240508	ATE Ø 60 - Halter
			➔	☐; 04/04→ 01/09		11.9421-9979.2 220497	ATE Ø 42 - Halter
			➔	☐; 04/04→ 01/09		24.3421-9979.5 240475	ATE Ø 42 - Halter
			➔	☐; 04/04→ 01/09		11.9421-9980.2 220498	ATE Ø 42 - Halter
			➔	☐; 04/04→ 01/09		24.3421-9980.5 240476	ATE Ø 42 - Halter
2.4 Bifuel (CNG) 2.4 Bifuel (LPG)	103 103	07/01→04/10 07/01→04/10	➔	☐; 06/02→ 01/09; passend für Felgengröße [Zoll]: 17		11.9571-9864.2 220514	ATE Ø 57 - Halter
			➔	☐; 06/02→ 01/09; passend für Felgengröße [Zoll]: 17		24.3571-9863.5 240691	ATE Ø 57 - Halter
			➔	☐; 06/02→ 01/09; passend für Felgengröße [Zoll]: 15 / 16		24.3601-9829.5 240507	ATE Ø 60 - Halter
			➔	☐; 06/02→ 01/09; passend für Felgengröße [Zoll]: 15 / 16		24.3601-9830.5 240508	ATE Ø 60 - Halter
			➔	☐; 06/02→ 01/09		11.9421-9979.2 220497	ATE Ø 42 - Halter
			➔	☐; 06/02→ 01/09		24.3421-9979.5 240475	ATE Ø 42 - Halter
			➔	☐; 06/02→ 01/09		11.9421-9980.2 220498	ATE Ø 42 - Halter
			➔	☐; 06/02→ 01/09		24.3421-9980.5 240476	ATE Ø 42 - Halter
2.4 D 2.4 D5	93 136	03/05→04/10 03/05→04/10	➔	☐; 09/05→ 01/09; passend für Felgengröße [Zoll]: 17		11.9571-9864.2 220514	ATE Ø 57 - Halter
			➔	☐; 09/05→ 01/09; passend für Felgengröße [Zoll]: 17		24.3571-9863.5 240691	ATE Ø 57 - Halter
			➔	☐; 09/05→ 01/09; passend für Felgengröße [Zoll]: 15 / 16		24.3601-9829.5 240507	ATE Ø 60 - Halter
			➔	☐; 09/05→ 01/09; passend für Felgengröße [Zoll]: 15 / 16		24.3601-9830.5 240508	ATE Ø 60 - Halter
			➔	☐; 09/05→ 01/09		11.9421-9979.2 220497	ATE Ø 42 - Halter
			➔	☐; 09/05→ 01/09		24.3421-9979.5 240475	ATE Ø 42 - Halter
			➔	☐; 09/05→ 01/09		11.9421-9980.2 220498	ATE Ø 42 - Halter
			➔	☐; 09/05→ 01/09		24.3421-9980.5 240476	ATE Ø 42 - Halter
2.4 D	96	05/01→04/10	➔	☐; 12/01→ 01/09; passend für Felgengröße [Zoll]: 17		11.9571-9864.2 220514	ATE Ø 57 - Halter
			➔	☐; 12/01→ 01/09; passend für Felgengröße [Zoll]: 17		24.3571-9863.5 240691	ATE Ø 57 - Halter
			➔	☐; 12/01→ 01/09; passend für Felgengröße [Zoll]: 15 / 16		24.3601-9829.5 240507	ATE Ø 60 - Halter
			➔	☐; 12/01→ 01/09; passend für Felgengröße [Zoll]: 15 / 16		24.3601-9830.5 240508	ATE Ø 60 - Halter
			➔	☐; 12/01→ 01/09		11.9421-9979.2 220497	ATE Ø 42 - Halter
			➔	☐; 12/01→ 01/09		24.3421-9979.5 240475	ATE Ø 42 - Halter
			➔	☐; 12/01→ 01/09		11.9421-9980.2 220498	ATE Ø 42 - Halter
			➔	☐; 12/01→ 01/09		24.3421-9980.5 240476	ATE Ø 42 - Halter
2.4 D5	120	01/01→04/10	➔	☐; 07/01→ 01/09; passend für Felgengröße [Zoll]: 17		11.9571-9864.2 220514	ATE Ø 57 - Halter
			➔	☐; 07/01→ 01/09; passend für Felgengröße [Zoll]: 17		24.3571-9863.5 240691	ATE Ø 57 - Halter
			➔	☐; 07/01→ 01/09; passend für Felgengröße [Zoll]: 15 / 16		24.3601-9829.5 240507	ATE Ø 60 - Halter
			➔	☐; 07/01→ 01/09; passend für Felgengröße [Zoll]: 15 / 16		24.3601-9830.5 240508	ATE Ø 60 - Halter
			➔	☐; 07/01→ 01/09		11.9421-9979.2 220497	ATE Ø 42 - Halter
			➔	☐; 07/01→ 01/09		24.3421-9979.5 240475	ATE Ø 42 - Halter
			➔	☐; 07/01→ 01/09		11.9421-9980.2 220498	ATE Ø 42 - Halter
			➔	☐; 07/01→ 01/09		24.3421-9980.5 240476	ATE Ø 42 - Halter
2.4 T AWD	147	06/01→04/10	➔	☐; 11/01→ 01/09; passend für Felgengröße [Zoll]: 17		11.9571-9864.2 220514	ATE Ø 57 - Halter
			➔	☐; 11/01→ 01/09; passend für Felgengröße [Zoll]: 17		24.3571-9863.5 240691	ATE Ø 57 - Halter
			➔	☐; 11/01→ 01/09; passend für Felgengröße [Zoll]: 15 / 16		24.3601-9829.5 240507	ATE Ø 60 - Halter
↓							









	kw			 	! #			
<b>VOLVO - S60   07/00→04/10</b>								
<b> Bremssattel</b>								
2.4 T AWD	147	06/01→04/10	←	 ; 11/01→ 01/09; passend für Felgengröße [Zoll]: 15 / 16	24.3601-9830.5	240508	ATE Ø 60 - Halter	
			→	 ; 11/01→ 01/09	11.9421-9979.2	220497	ATE Ø 42 - Halter	
			→	 ; 11/01→ 01/09	24.3421-9979.5	240475	ATE Ø 42 - Halter	
2.5 T	154	01/03→04/10	←	 ; 02/04→ 01/09; passend für Felgengröße [Zoll]: 17	11.9571-9864.2	220514	ATE Ø 57 - Halter	
			←	 ; 02/04→ 01/09; passend für Felgengröße [Zoll]: 17	24.3571-9863.5	240691	ATE Ø 57 - Halter	
			←	 ; 02/04→ 01/09; passend für Felgengröße [Zoll]: 15 / 16	24.3601-9829.5	240507	ATE Ø 60 - Halter	
			←	 ; 02/04→ 01/09; passend für Felgengröße [Zoll]: 15 / 16	24.3601-9830.5	240508	ATE Ø 60 - Halter	
			→	 ; 02/04→ 01/09	11.9421-9979.2	220497	ATE Ø 42 - Halter	
			→	 ; 02/04→ 01/09	24.3421-9979.5	240475	ATE Ø 42 - Halter	
T5	184	07/00→04/10	←	 ; 08/00→ 04/04; passend für Felgengröße [Zoll]: 17	11.9571-9864.2	220514	ATE Ø 57 - Halter	
			←	 ; 08/00→ 04/04; passend für Felgengröße [Zoll]: 17	24.3571-9863.5	240691	ATE Ø 57 - Halter	
			←	 ; 08/00→ 04/04; passend für Felgengröße [Zoll]: 15 / 16	24.3601-9829.5	240507	ATE Ø 60 - Halter	
			←	 ; 08/00→ 04/04; passend für Felgengröße [Zoll]: 15 / 16	24.3601-9830.5	240508	ATE Ø 60 - Halter	
			→	 ; 08/00→ 04/04	11.9421-9979.2	220497	ATE Ø 42 - Halter	
			→	 ; 08/00→ 04/04	24.3421-9979.5	240475	ATE Ø 42 - Halter	
<b>Feder, Bremssattel</b>								
2.0 T	132	07/00→04/10		09/01→ 01/09	2	11.8116-0236.1	390507	ATE
				09/01→ 01/09; passend für Felgengröße [Zoll]: 17	2	11.8116-0366.2	390587	ATE
2.3 T5	195	07/00→09/02			2	11.8116-0236.1	390507	ATE
2.4	132	01/05→10/06		passend für Felgengröße [Zoll]: 17	2	11.8116-0366.2	390587	ATE
2.4 D	90	05/05→12/06			2	11.8116-0366.2	390587	ATE
2.4	103	07/00→04/10		11/00→ 01/09	2	11.8116-0236.1	390507	ATE
2.4 T	147	07/00→04/10		11/00→ 01/09; passend für Felgengröße [Zoll]: 17	2	11.8116-0366.2	390587	ATE
2.4	125	11/00→04/10		→ 01/09	2	11.8116-0236.1	390507	ATE
2.4 D	120	07/05→12/09		→ 01/09;	2	11.8116-0366.2	390587	ATE
2.4 T5	191	04/04→04/10		passend für Felgengröße [Zoll]: 17	2	11.8116-0236.1	390507	ATE
2.4 AWD	191	02/04→04/10		04/04→ 01/09	2	11.8116-0366.2	390587	ATE
2.5 T AWD	154	07/02→04/10		04/04→ 01/09; passend für Felgengröße [Zoll]: 17	2	11.8116-0236.1	390507	ATE
2.4 Bifuel (CNG)	103	07/01→04/10		06/02→ 01/09	2	11.8116-0366.2	390587	ATE
2.4 Bifuel (LPG)	103	07/01→04/10		06/02→ 01/09; passend für Felgengröße [Zoll]: 17	2	11.8116-0236.1	390507	ATE
2.4 D	93	03/05→04/10		09/05→ 01/09	2	11.8116-0366.2	390587	ATE
2.4 D5	136	03/05→04/10		09/05→ 01/09; passend für Felgengröße [Zoll]: 17	2	11.8116-0236.1	390507	ATE
2.4 D	96	05/01→04/10		12/01→ 01/09	2	11.8116-0366.2	390587	ATE
				12/01→ 01/09; passend für Felgengröße [Zoll]: 17	2	11.8116-0236.1	390507	ATE
2.4 D5	120	01/01→04/10		07/01→ 01/09	2	11.8116-0366.2	390587	ATE
				07/01→ 01/09; passend für Felgengröße [Zoll]: 17	2	11.8116-0236.1	390507	ATE
2.4 T AWD	147	06/01→04/10		11/01→ 01/09	2	11.8116-0366.2	390587	ATE
				11/01→ 01/09; passend für Felgengröße [Zoll]: 17	2	11.8116-0236.1	390507	ATE
2.5 T	154	01/03→04/10		02/04→ 01/09	2	11.8116-0366.2	390587	ATE
				02/04→ 01/09; passend für Felgengröße [Zoll]: 17	2	11.8116-0236.1	390507	ATE
T5	184	07/00→04/10		08/00→ 04/04	2	11.8116-0366.2	390587	ATE
				08/00→ 04/04; passend für Felgengröße [Zoll]: 17	2	11.8116-0236.1	390507	ATE
↓								










	kW			 	! #		
<b>VOLVO - S60   07/00→04/10</b>							
<b>Führungshülzensatz, Bremssattel</b>							
2.0 T	132	07/00→04/10	←	09/01→ 01/09		11.0101-5407.2 260011	ATE
			→	09/01→ 01/09		11.0101-5407.2 260011	ATE
2.3 T5 2.4	195 132	07/00→09/02 01/05→10/06	←			11.0101-5407.2 260011	ATE
			→			11.0101-5407.2 260011	ATE
2.4 D	90	05/05→12/06	→			11.0101-5407.2 260011	ATE
2.4 2.4 T	103 147	07/00→04/10 07/00→04/10	←	11/00→ 01/09		11.0101-5407.2 260011	ATE
			→	11/00→ 01/09		11.0101-5407.2 260011	ATE
2.4 2.4 D	125 120	11/00→04/10 07/05→12/09	←	→ 01/09		11.0101-5407.2 260011	ATE
			→	→ 01/09		11.0101-5407.2 260011	ATE
2.4 T5	191	04/04→04/10	→	→ 01/09		11.0101-5407.2 260011	ATE
			←	→ 01/09		11.0101-5407.2 260011	ATE
2.4 AWD 2.5 T AWD	191 154	02/04→04/10 07/02→04/10	←	04/04→ 01/09		11.0101-5407.2 260011	ATE
			→	04/04→ 01/09		11.0101-5407.2 260011	ATE
2.4 Bifuel (CNG) 2.4 Bifuel (LPG)	103 103	07/01→04/10 07/01→04/10	←	06/02→ 01/09		11.0101-5407.2 260011	ATE
			→	06/02→ 01/09		11.0101-5407.2 260011	ATE
2.4 D 2.4 D5	93 136	03/05→04/10 03/05→04/10	←	09/05→ 01/09		11.0101-5407.2 260011	ATE
			→	09/05→ 01/09		11.0101-5407.2 260011	ATE
2.4 D	96	05/01→04/10	←	12/01→ 01/09		11.0101-5407.2 260011	ATE
			→	12/01→ 01/09		11.0101-5407.2 260011	ATE
2.4 D5	120	01/01→04/10	←	07/01→ 01/09		11.0101-5407.2 260011	ATE
			→	07/01→ 01/09		11.0101-5407.2 260011	ATE
2.4 T AWD	147	06/01→04/10	←	11/01→ 01/09		11.0101-5407.2 260011	ATE
			→	11/01→ 01/09		11.0101-5407.2 260011	ATE
2.5 T	154	01/03→04/10	←	02/04→ 01/09		11.0101-5407.2 260011	ATE
			→	02/04→ 01/09		11.0101-5407.2 260011	ATE
T5	184	07/00→04/10	←	08/00→ 04/04		11.0101-5407.2 260011	ATE
			→	08/00→ 04/04		11.0101-5407.2 260011	ATE
<b>Führungsbolzen, Bremssattel</b>							
2.0 T	132	07/00→04/10		09/01→ 01/09		11.8171-0008.1 990049	ATE
						11.8171-0067.1 250153	ATE
2.3 T5 2.4	195 132	07/00→09/02 01/05→10/06				11.8171-0008.1 990049	ATE
						11.8171-0067.1 250153	ATE
2.4 D	90	05/05→12/06				11.8171-0067.1 250153	ATE
2.4 2.4 T	103 147	07/00→04/10 07/00→04/10		11/00→ 01/09		11.8171-0008.1 990049	ATE
						11.8171-0067.1 250153	ATE
2.4 2.4 D	125 120	11/00→04/10 07/05→12/09		→ 01/09		11.8171-0008.1 990049	ATE
						11.8171-0067.1 250153	ATE
2.4 T5	191	04/04→04/10				11.8171-0008.1 990049	ATE
						11.8171-0067.1 250153	ATE
2.4 AWD 2.5 T AWD	191 154	02/04→04/10 07/02→04/10		04/04→ 01/09		11.8171-0008.1 990049	ATE
						11.8171-0067.1 250153	ATE
2.4 Bifuel (CNG) 2.4 Bifuel (LPG)	103 103	07/01→04/10 07/01→04/10		06/02→ 01/09		11.8171-0008.1 990049	ATE
						11.8171-0067.1 250153	ATE
2.4 D 2.4 D5	93 136	03/05→04/10 03/05→04/10		09/05→ 01/09		11.8171-0008.1 990049	ATE
						11.8171-0067.1 250153	ATE
2.4 D	96	05/01→04/10		12/01→ 01/09		11.8171-0008.1 990049	ATE
						11.8171-0067.1 250153	ATE
2.4 D5	120	01/01→04/10		07/01→ 01/09		11.8171-0008.1 990049	ATE
						11.8171-0067.1 250153	ATE
2.4 T AWD	147	06/01→04/10		11/01→ 01/09		11.8171-0008.1 990049	ATE
						11.8171-0067.1 250153	ATE
2.5 T	154	01/03→04/10		02/04→ 01/09		11.8171-0008.1 990049	ATE
						11.8171-0067.1 250153	ATE
T5	184	07/00→04/10		08/00→ 04/04		11.8171-0008.1 990049	ATE
						11.8171-0067.1 250153	ATE
<b>Bremsschlauch</b>							
2.0 T	132	07/00→04/10	←	09/01→ 01/09; nicht für Felgenreöße [Zoll]: 17	2	83.6113-0321.3 330621	L= 320
			←	09/01→ 01/09; passend für Felgenreöße [Zoll]: 17	2	83.6124-0304.3 330983	L= 300
			→	09/01→ 01/09	2	83.7724-0268.3 331076	L= 265
2.3 T5 ↓	195	07/00→09/02	←	nicht für Felgenreöße [Zoll]: 17	2	83.6113-0321.3 330621	L= 320








	kw			 	! #		
<b>VOLVO - S60 I 07/00→04/10</b>							
 <b>Bremsschlauch</b>							
2.4 2.4 D	132 90	01/05→10/06 05/05→12/06	←	passend für Felgengröße [Zoll]: 17	2	83.6124-0304.3 330983	L= 300
			→		2	83.7724-0268.3 331076	L= 265
2.4 2.4 T	103 147	07/00→04/10 07/00→04/10	←	11/00→ 01/09; nicht für Felgengröße [Zoll]: 17	2	83.6113-0321.3 330621	L= 320
			←	11/00→ 01/09; passend für Felgengröße [Zoll]: 17	2	83.6124-0304.3 330983	L= 300
			→	11/00→ 01/09	2	83.7724-0268.3 331076	L= 265
2.4 2.4 D 2.4 T5	125 120 191	11/00→04/10 07/05→12/09 04/04→04/10	←	→ 01/09; nicht für Felgengröße [Zoll]: 17	2	83.6113-0321.3 330621	L= 320
			←	→ 01/09; passend für Felgengröße [Zoll]: 17	2	83.6124-0304.3 330983	L= 300
			→	→ 01/09	2	83.7724-0268.3 331076	L= 265
2.4 AWD 2.5 T AWD	191 154	02/04→04/10 07/02→04/10	←	04/04→ 01/09; nicht für Felgengröße [Zoll]: 17	2	83.6113-0321.3 330621	L= 320
			←	04/04→ 01/09; passend für Felgengröße [Zoll]: 17	2	83.6124-0304.3 330983	L= 300
			→	04/04→ 01/09	2	83.7724-0268.3 331076	L= 265
2.4 Bifuel (CNG) 2.4 Bifuel (LPG)	103 103	07/01→04/10 07/01→04/10	←	06/02→ 01/09; nicht für Felgengröße [Zoll]: 17	2	83.6113-0321.3 330621	L= 320
			←	06/02→ 01/09; passend für Felgengröße [Zoll]: 17	2	83.6124-0304.3 330983	L= 300
			→	06/02→ 01/09	2	83.7724-0268.3 331076	L= 265
2.4 D 2.4 D5	93 136	03/05→04/10 03/05→04/10	←	09/05→ 01/09; nicht für Felgengröße [Zoll]: 17	2	83.6113-0321.3 330621	L= 320
			←	09/05→ 01/09; passend für Felgengröße [Zoll]: 17	2	83.6124-0304.3 330983	L= 300
			→	09/05→ 01/09	2	83.7724-0268.3 331076	L= 265
2.4 D	96	05/01→04/10	←	12/01→ 01/09; nicht für Felgengröße [Zoll]: 17	2	83.6113-0321.3 330621	L= 320
			←	12/01→ 01/09; passend für Felgengröße [Zoll]: 17	2	83.6124-0304.3 330983	L= 300
			→	12/01→ 01/09	2	83.7724-0268.3 331076	L= 265
2.4 D5	120	01/01→04/10	←	07/01→ 01/09; nicht für Felgengröße [Zoll]: 17	2	83.6113-0321.3 330621	L= 320
			←	07/01→ 01/09; passend für Felgengröße [Zoll]: 17	2	83.6124-0304.3 330983	L= 300
			→	07/01→ 01/09	2	83.7724-0268.3 331076	L= 265
2.4 T AWD	147	06/01→04/10	←	11/01→ 01/09; nicht für Felgengröße [Zoll]: 17	2	83.6113-0321.3 330621	L= 320
			←	→ 01/09; passend für Felgengröße [Zoll]: 17	2	83.6124-0304.3 330983	L= 300
			→	11/01→ 01/09	2	83.7724-0268.3 331076	L= 265
2.5 T	154	01/03→04/10	←	02/04→ 01/09; nicht für Felgengröße [Zoll]: 17	2	83.6113-0321.3 330621	L= 320
			←	02/04→ 01/09; passend für Felgengröße [Zoll]: 17	2	83.6124-0304.3 330983	L= 300
			→	02/04→ 01/09	2	83.7724-0268.3 331076	L= 265
T5	184	07/00→04/10	←	08/00→ 04/04; nicht für Felgengröße [Zoll]: 17	2	83.6113-0321.3 330621	L= 320
			←	08/00→ 04/04; passend für Felgengröße [Zoll]: 17	2	83.6124-0304.3 330983	L= 300
			→	08/00→ 04/04	2	83.7724-0268.3 331076	L= 265
<b>VOLVO - S60 II 04/10→</b>							
 <b>Bremssattel</b>							
1.5 T2 1.5 T3 2.0 D2 2.0 D3 2.0 D4 2.0 D5 2.0 T 2.0 T3 2.4 D4 AWD 2.5 T5 2.5 T5 AWD D3 D3 D4 D5 D5 D5 AWD ↓	90 112 88 110 140 165 149 112 140 186 186 100 120 133 151 169 151	10/15→ 03/15→ 03/15→ 03/15→ 03/15→ 03/15→ 04/10→12/11 03/15→ 03/15→ 09/11→ 09/12→ 05/12→12/15 04/10→12/14 09/13→12/15 04/10→12/11 04/14→12/15 04/10→12/11	←	☐; für Bremsscheibendurchmesser [mm]: 300	2	11.9601-9711.2 220873	ATE Ø 60 - Halter
			←	☐; für Bremsscheibendurchmesser [mm]: 300	2	11.9601-9712.2 220874	ATE Ø 60 - Halter
			←	☐; für Bremsscheibendurchmesser [mm]: 336	2	11.9606-9945.2 220727	ATE Ø 60 - Halter
			←	☐; für Bremsscheibendurchmesser [mm]: 336	2	11.9606-9946.2 220728	ATE Ø 60 - Halter
			←	☐; für Bremsscheibendurchmesser [mm]: 316	2	11.9606-9949.2 220879	ATE Ø 60 - Halter

















	kw			 	! #		
<b>VOLVO - S60 II 04/10→</b>							
 <b>Bremssattel</b>							
D5 AWD DRIVE / D2	169	04/14→12/15	←	☐; für Bremsscheibendurchmesser [mm]: 316	11.9606-9950.2	220880	ATE Ø 60 - Halter
T3	84	01/11→12/15					
T4	110	04/10→12/15					
T4F	132	04/10→12/15	→	☐; V	24.6241-1703.7	220971	TRW Ø 41 + EMot / - Halter + FSB
T5	132	04/11→12/15					
T5	177	04/10→12/14	→	☐; V	24.6241-1704.7	220972	TRW Ø 41 + EMot / - Halter + FSB
T5	180	09/13→					
T5	225	08/13→					
T5 AWD	180	07/14→					
T5 AWD	187	08/15→					
T6	225	09/13→					
T6 AWD	225	09/15→					
T6 AWD	224	04/10→12/15					
T6 AWD	242	04/14→12/15					
2.0 T	132	05/12→12/15	←	☐; 12/13→; für Bremsscheibendurchmesser [mm]: 300	11.9601-9711.2	220873	ATE Ø 60 - Halter
			←	☐; 12/13→; für Bremsscheibendurchmesser [mm]: 300	11.9601-9712.2	220874	ATE Ø 60 - Halter
			←	☐; 12/13→; für Bremsscheibendurchmesser [mm]: 336	11.9606-9945.2	220727	ATE Ø 60 - Halter
			←	☐; 12/13→; für Bremsscheibendurchmesser [mm]: 336	11.9606-9946.2	220728	ATE Ø 60 - Halter
			←	☐; 12/13→; für Bremsscheibendurchmesser [mm]: 316	11.9606-9949.2	220879	ATE Ø 60 - Halter
			←	☐; 12/13→; für Bremsscheibendurchmesser [mm]: 316	11.9606-9950.2	220880	ATE Ø 60 - Halter
2.0 T4	140	03/15→	←	☐; 05/15→; für Bremsscheibendurchmesser [mm]: 300	11.9601-9711.2	220873	ATE Ø 60 - Halter
			←	☐; 05/15→; für Bremsscheibendurchmesser [mm]: 300	11.9601-9712.2	220874	ATE Ø 60 - Halter
			←	☐; 05/15→; für Bremsscheibendurchmesser [mm]: 336	11.9606-9945.2	220727	ATE Ø 60 - Halter
			←	☐; 05/15→; für Bremsscheibendurchmesser [mm]: 336	11.9606-9946.2	220728	ATE Ø 60 - Halter
			←	☐; 05/15→; für Bremsscheibendurchmesser [mm]: 316	11.9606-9949.2	220879	ATE Ø 60 - Halter
			←	☐; 05/15→; für Bremsscheibendurchmesser [mm]: 316	11.9606-9950.2	220880	ATE Ø 60 - Halter
			→	☐; 05/15→; V	24.6241-1703.7	220971	TRW Ø 41 + EMot / - Halter + FSB
			→	☐; 05/15→; V	24.6241-1704.7	220972	TRW Ø 41 + EMot / - Halter + FSB
D4	120	04/10→12/14	←	☐; 05/12→; für Bremsscheibendurchmesser [mm]: 300	11.9601-9711.2	220873	ATE Ø 60 - Halter
			←	☐; 05/12→; für Bremsscheibendurchmesser [mm]: 300	11.9601-9712.2	220874	ATE Ø 60 - Halter
			←	☐; 05/12→; für Bremsscheibendurchmesser [mm]: 336	11.9606-9945.2	220727	ATE Ø 60 - Halter
			←	☐; 05/12→; für Bremsscheibendurchmesser [mm]: 336	11.9606-9946.2	220728	ATE Ø 60 - Halter
			←	☐; 05/12→; für Bremsscheibendurchmesser [mm]: 316	11.9606-9949.2	220879	ATE Ø 60 - Halter
			←	☐; 05/12→; für Bremsscheibendurchmesser [mm]: 316	11.9606-9950.2	220880	ATE Ø 60 - Halter
			→	☐; 05/12→; V	24.6241-1703.7	220971	TRW Ø 41 + EMot / - Halter + FSB
			→	☐; 05/12→; V	24.6241-1704.7	220972	TRW Ø 41 + EMot / - Halter + FSB
↓							

	kW			 	! #			
<b>VOLVO - S60 II 04/10→</b>								
<b>Bremssattel</b>								
D5 D5 AWD	158	04/11→12/15	←	☐; 06/11→; für Bremsscheibendurchmesser [mm]: 300	11.9601-9711.2	220873	ATE Ø 60 - Halter	
	158	04/11→12/15	←	☐; 06/11→; für Bremsscheibendurchmesser [mm]: 300	11.9601-9712.2	220874	ATE Ø 60 - Halter	
			←	☐; 06/11→; für Bremsscheibendurchmesser [mm]: 336	11.9606-9945.2	220727	ATE Ø 60 - Halter	
			←	☐; 06/11→; für Bremsscheibendurchmesser [mm]: 336	11.9606-9946.2	220728	ATE Ø 60 - Halter	
			←	☐; 06/11→; für Bremsscheibendurchmesser [mm]: 316	11.9606-9949.2	220879	ATE Ø 60 - Halter	
			←	☐; 06/11→; für Bremsscheibendurchmesser [mm]: 316	11.9606-9950.2	220880	ATE Ø 60 - Halter	
			→	☐; 06/11→; V	24.6241-1703.7	220971	TRW Ø 41 + EMot / - Halter + FSB	
			→	☐; 06/11→; V	24.6241-1704.7	220972	TRW Ø 41 + EMot / - Halter + FSB	
<b>Halter, Bremssattel</b>								
1.5 T2	90	10/15→	←	für Bremsscheibendurchmesser [mm]: 300	11.0230-0934.1	260128	ATE	
1.5 T3	112	03/15→						
2.0 D2	88	03/15→						
2.0 D3	110	03/15→						
2.0 D4	140	03/15→						
2.0 D5	165	03/15→						
2.0 T	149	04/10→12/11						
2.0 T3	112	03/15→						
2.4 D4 AWD	140	03/15→						
2.5 T5	186	09/11→						
2.5 T5 AWD	186	09/12→						
D3	100	05/12→12/15						
D3	120	04/10→12/14						
D4	133	09/13→12/15						
D5	151	04/10→12/11						
D5	169	04/14→12/15						
D5 AWD	151	04/10→12/11						
D5 AWD	169	04/14→12/15						
DRIVE / D2	84	01/11→12/15						
T3	110	04/10→12/15						
T4	132	04/10→12/15						
T4F	132	04/11→12/15						
T5	177	04/10→12/14						
T5	180	09/13→						
T5	225	08/13→						
T5 AWD	180	07/14→						
T5 AWD	187	08/15→						
T6	225	09/13→						
T6 AWD	225	09/15→						
T6 AWD	224	04/10→12/15						
T6 AWD	242	04/14→12/15						
2.0 T	132	05/12→12/15	←	12/13→; für Bremsscheibendurchmesser [mm]: 300	11.0230-0934.1	260128	ATE	
2.0 T4	140	03/15→	←	05/15→; für Bremsscheibendurchmesser [mm]: 300	11.0230-0934.1	260128	ATE	
D4	120	04/10→12/14	←	05/12→; für Bremsscheibendurchmesser [mm]: 300	11.0230-0934.1	260128	ATE	
D5 D5 AWD	158 158	04/11→12/15 04/11→12/15	←	06/11→; für Bremsscheibendurchmesser [mm]: 300	11.0230-0934.1	260128	ATE	
<b>Feder, Bremssattel</b>								
1.5 T2	90	10/15→		für Bremsscheibendurchmesser [mm]: 300	2	11.8116-0206.1	390593	ATE
1.5 T3	112	03/15→						
2.0 D2	88	03/15→		für Bremsscheibendurchmesser [mm]: 336	2	11.8116-0388.2	390588	ATE
2.0 D3	110	03/15→						
2.0 D4	140	03/15→		für Bremsscheibendurchmesser [mm]: 316	2	11.8116-0388.2	390588	ATE
2.0 D5	165	03/15→						
2.0 T	149	04/10→12/11						
2.0 T3	112	03/15→						
2.4 D4 AWD	140	03/15→						
2.5 T5	186	09/11→						
↓								



	kw			 	! #		
<b>VOLVO - S60 II 04/10→</b>							
<b>Feder, Bremssattel</b>							
2.5 T5 AWD	186	09/12→		für Bremsscheibendurchmesser [mm]:	2	11.8116-0206.1	390593 ATE
D3	100	05/12→12/15		300			
D3	120	04/10→12/14		für Bremsscheibendurchmesser [mm]:	2	11.8116-0388.2	390588 ATE
D4	133	09/13→12/15		336			
D5	151	04/10→12/11		für Bremsscheibendurchmesser [mm]:	2	11.8116-0388.2	390588 ATE
D5	169	04/14→12/15		316			
D5 AWD	151	04/10→12/11					
D5 AWD	169	04/14→12/15					
DRIVE / D2	84	01/11→12/15					
T3	110	04/10→12/15					
T4	132	04/10→12/15					
T4F	132	04/11→12/15					
T5	177	04/10→12/14					
T5	180	09/13→					
T5	225	08/13→					
T5 AWD	180	07/14→					
T5 AWD	187	08/15→					
T6	225	09/13→					
T6 AWD	225	09/15→					
T6 AWD	224	04/10→12/15					
T6 AWD	242	04/14→12/15					
2.0 T	132	05/12→12/15		12/13→;	2	11.8116-0206.1	390593 ATE
				für Bremsscheibendurchmesser [mm]:			
				300			
				12/13→;	2	11.8116-0388.2	390588 ATE
				für Bremsscheibendurchmesser [mm]:			
				336			
				12/13→;	2	11.8116-0388.2	390588 ATE
				für Bremsscheibendurchmesser [mm]:			
				316			
2.0 T4	140	03/15→		05/15→;	2	11.8116-0206.1	390593 ATE
				für Bremsscheibendurchmesser [mm]:			
				300			
				05/15→;	2	11.8116-0388.2	390588 ATE
				für Bremsscheibendurchmesser [mm]:			
				336			
				05/15→;	2	11.8116-0388.2	390588 ATE
				für Bremsscheibendurchmesser [mm]:			
				316			
D4	120	04/10→12/14		05/12→;	2	11.8116-0206.1	390593 ATE
				für Bremsscheibendurchmesser [mm]:			
				300			
				05/12→;	2	11.8116-0388.2	390588 ATE
				für Bremsscheibendurchmesser [mm]:			
				316			
				05/12→;	2	11.8116-0388.2	390588 ATE
				für Bremsscheibendurchmesser [mm]:			
				336			
D5	158	04/11→12/15		06/11→;	2	11.8116-0206.1	390593 ATE
D5 AWD	158	04/11→12/15		für Bremsscheibendurchmesser [mm]:			
				300			
				06/11→;	2	11.8116-0388.2	390588 ATE
				für Bremsscheibendurchmesser [mm]:			
				316			
				06/11→;	2	11.8116-0388.2	390588 ATE
				für Bremsscheibendurchmesser [mm]:			
				336			
<b>Führungshülzensatz, Bremssattel</b>							
1.5 T2	90	10/15→	←	für Bremsscheibendurchmesser [mm]:		11.0101-5407.2	260011 ATE
1.5 T3	112	03/15→		300			
2.0 D2	88	03/15→	←	für Bremsscheibendurchmesser [mm]:		11.0101-5704.2	260095 ATE
2.0 D3	110	03/15→		316			
2.0 D4	140	03/15→	←	für Bremsscheibendurchmesser [mm]:		11.0101-5704.2	260095 ATE
2.0 D5	165	03/15→		336			
2.0 T	149	04/10→12/11					
2.0 T3	112	03/15→					
2.4 D4 AWD	140	03/15→					
2.5 T5	186	09/11→					
2.5 T5 AWD	186	09/12→					
D3	100	05/12→12/15					
D3	120	04/10→12/14					
D4	133	09/13→12/15					
D5	151	04/10→12/11					
D5	169	04/14→12/15					
D5 AWD	151	04/10→12/11					
D5 AWD	169	04/14→12/15					
DRIVE / D2	84	01/11→12/15					
T3	110	04/10→12/15					
T4	132	04/10→12/15					
T4F	132	04/11→12/15					
↓							

	kw			 	! #		
<b>VOLVO - S60 II 04/10→</b>							
<b>Führungshülzensatz, Bremsattel</b>							
T5	177	04/10→12/14	←	für Bremsscheibendurchmesser [mm]: 300	11.0101-5407.2	260011	ATE
T5	180	09/13→					
T5	225	08/13→	←	für Bremsscheibendurchmesser [mm]: 316	11.0101-5704.2	260095	ATE
T5 AWD	180	07/14→					
T5 AWD	187	08/15→					
T6	225	09/13→	←	für Bremsscheibendurchmesser [mm]: 336	11.0101-5704.2	260095	ATE
T6 AWD	225	09/15→					
T6 AWD	224	04/10→12/15					
T6 AWD	242	04/14→12/15					
2.0 T	132	05/12→12/15	←	12/13→; für Bremsscheibendurchmesser [mm]: 300	11.0101-5407.2	260011	ATE
			←	12/13→; für Bremsscheibendurchmesser [mm]: 336	11.0101-5704.2	260095	ATE
			←	12/13→; für Bremsscheibendurchmesser [mm]: 316	11.0101-5704.2	260095	ATE
2.0 T4	140	03/15→	←	05/15→; für Bremsscheibendurchmesser [mm]: 300	11.0101-5407.2	260011	ATE
			←	05/15→; für Bremsscheibendurchmesser [mm]: 336	11.0101-5704.2	260095	ATE
			←	05/15→; für Bremsscheibendurchmesser [mm]: 316	11.0101-5704.2	260095	ATE
D4	120	04/10→12/14	←	05/12→; für Bremsscheibendurchmesser [mm]: 300	11.0101-5407.2	260011	ATE
			←	05/12→; für Bremsscheibendurchmesser [mm]: 336	11.0101-5704.2	260095	ATE
			←	05/12→; für Bremsscheibendurchmesser [mm]: 316	11.0101-5704.2	260095	ATE
D5	158	04/11→12/15	←	06/11→; für Bremsscheibendurchmesser [mm]: 300	11.0101-5407.2	260011	ATE
D5 AWD	158	04/11→12/15	←	06/11→; für Bremsscheibendurchmesser [mm]: 316	11.0101-5704.2	260095	ATE
			←	06/11→; für Bremsscheibendurchmesser [mm]: 336	11.0101-5704.2	260095	ATE
<b>Führungsbolzen, Bremsattel</b>							
1.5 T2	90	10/15→		für Bremsscheibendurchmesser [mm]: 300	11.8171-0008.1	990049	ATE
1.5 T3	112	03/15→					
2.0 D2	88	03/15→					
2.0 D3	110	03/15→					
2.0 D4	140	03/15→					
2.0 D5	165	03/15→					
2.0 T	149	04/10→12/11					
2.0 T3	112	03/15→					
2.4 D4 AWD	140	03/15→					
2.5 T5	186	09/11→					
2.5 T5 AWD	186	09/12→					
D3	100	05/12→12/15					
D3	120	04/10→12/14					
D4	133	09/13→12/15					
D5	151	04/10→12/11					
D5	169	04/14→12/15					
D5 AWD	151	04/10→12/11					
D5 AWD	169	04/14→12/15					
DRiVe / D2	84	01/11→12/15					
T3	110	04/10→12/15					
T4	132	04/10→12/15					
T4F	132	04/11→12/15					
T5	177	04/10→12/14					
T5	180	09/13→					
T5	225	08/13→					
T5 AWD	180	07/14→					
T5 AWD	187	08/15→					
T6	225	09/13→					
T6 AWD	225	09/15→					
T6 AWD	224	04/10→12/15					
T6 AWD	242	04/14→12/15					
2.0 T	132	05/12→12/15		12/13→; für Bremsscheibendurchmesser [mm]: 300	11.8171-0008.1	990049	ATE
↓							

	kw			 	! #		
<b>VOLVO - S60 II 04/10→</b>							
<b>Führungsbolzen, Bremsattel</b>							
2.0 T4	140	03/15→		05/15→; für Bremsscheibendurchmesser [mm]: 300	11.8171-0008.1	990049	ATE
D4	120	04/10→12/14		05/12→; für Bremsscheibendurchmesser [mm]: 300	11.8171-0008.1	990049	ATE
D5 D5 AWD	158 158	04/11→12/15 04/11→12/15		06/11→; für Bremsscheibendurchmesser [mm]: 300	11.8171-0008.1	990049	ATE
<b>Dichtungssatz, Bremsattel</b>							
1.5 T2	90	10/15→	←	für Bremsscheibendurchmesser [mm]: 316	11.0441-6008.2	250038	ATE für Kolben-Ø [mm]: 60
1.5 T3	112	03/15→		für Bremsscheibendurchmesser [mm]: 300	11.0441-6008.2	250038	ATE für Kolben-Ø [mm]: 60
2.0 D2	88	03/15→		für Bremsscheibendurchmesser [mm]: 336	11.0441-6008.2	250038	ATE für Kolben-Ø [mm]: 60
2.0 D3	110	03/15→					
2.0 D4	140	03/15→					
2.0 D5	165	03/15→					
2.0 T	149	04/10→12/11					
2.0 T3	112	03/15→					
2.4 D4 AWD	140	03/15→					
2.5 T5	186	09/11→					
2.5 T5 AWD	186	09/12→					
D3	100	05/12→12/15					
D3	120	04/10→12/14					
D4	133	09/13→12/15					
D5	151	04/10→12/11					
D5	169	04/14→12/15					
D5 AWD	151	04/10→12/11					
D5 AWD	169	04/14→12/15					
DRIVE / D2	84	01/11→12/15					
T3	110	04/10→12/15					
T4	132	04/10→12/15					
T4F	132	04/11→12/15					
T5	177	04/10→12/14					
T5	180	09/13→					
T5	225	08/13→					
T5 AWD	180	07/14→					
T5 AWD	187	08/15→					
T6	225	09/13→					
T6 AWD	225	09/15→					
T6 AWD	224	04/10→12/15					
T6 AWD	242	04/14→12/15					
2.0 T	132	05/12→12/15	←	12/13→; für Bremsscheibendurchmesser [mm]: 316	11.0441-6008.2	250038	ATE für Kolben-Ø [mm]: 60
			←	12/13→; für Bremsscheibendurchmesser [mm]: 336	11.0441-6008.2	250038	ATE für Kolben-Ø [mm]: 60
			←	12/13→; für Bremsscheibendurchmesser [mm]: 300	11.0441-6008.2	250038	ATE für Kolben-Ø [mm]: 60
2.0 T4	140	03/15→	←	05/15→; für Bremsscheibendurchmesser [mm]: 336	11.0441-6008.2	250038	ATE für Kolben-Ø [mm]: 60
			←	05/15→; für Bremsscheibendurchmesser [mm]: 316	11.0441-6008.2	250038	ATE für Kolben-Ø [mm]: 60
			←	05/15→; für Bremsscheibendurchmesser [mm]: 300	11.0441-6008.2	250038	ATE für Kolben-Ø [mm]: 60
D4	120	04/10→12/14	←	05/12→; für Bremsscheibendurchmesser [mm]: 336	11.0441-6008.2	250038	ATE für Kolben-Ø [mm]: 60
			←	05/12→; für Bremsscheibendurchmesser [mm]: 300	11.0441-6008.2	250038	ATE für Kolben-Ø [mm]: 60
			←	05/12→; für Bremsscheibendurchmesser [mm]: 316	11.0441-6008.2	250038	ATE für Kolben-Ø [mm]: 60
D5 D5 AWD	158 158	04/11→12/15 04/11→12/15	←	06/11→; für Bremsscheibendurchmesser [mm]: 300	11.0441-6008.2	250038	ATE für Kolben-Ø [mm]: 60
			←	06/11→; für Bremsscheibendurchmesser [mm]: 316	11.0441-6008.2	250038	ATE für Kolben-Ø [mm]: 60
			←	06/11→; für Bremsscheibendurchmesser [mm]: 336	11.0441-6008.2	250038	ATE für Kolben-Ø [mm]: 60
↓							

**VOLVO - S60 II 04/10→**

**Bremsschlauch**









1.5 T2	90	10/15→	←	passend für Felgengröße [Zoll]: 17	2	24.5162-0375.3	331203	L= 375
1.5 T3	112	03/15→	←	passend für Felgengröße [Zoll]: 16	2	24.5162-0390.3	331199	L= 390
2.0 D2	88	03/15→	→			24.5133-0310.3	331197	L= 310
2.0 D3	110	03/15→	→			24.5133-0311.3	331198	L= 310
2.0 D4	140	03/15→						
2.0 D5	165	03/15→						
2.0 T	149	04/10→12/11						
2.0 T3	112	03/15→						
2.4 D4 AWD	140	03/15→						
2.5 T5	186	09/11→						
2.5 T5 AWD	186	09/12→						
D3	100	05/12→12/15						
D3	120	04/10→12/14						
D4	133	09/13→12/15						
D5	151	04/10→12/11						
D5	169	04/14→12/15						
D5 AWD	151	04/10→12/11						
D5 AWD	169	04/14→12/15						
DRIVE / D2	84	01/11→12/15						
T3	110	04/10→12/15						
T4	132	04/10→12/15						
T4F	132	04/11→12/15						
T5	177	04/10→12/14						
T5	180	09/13→						
T5	225	08/13→						
T5 AWD	180	07/14→						
T5 AWD	187	08/15→						
T6	225	09/13→						
T6 AWD	225	09/15→						
T6 AWD	224	04/10→12/15						
T6 AWD	242	04/14→12/15						
2.0 T4	140	03/15→	←	05/15→; passend für Felgengröße [Zoll]: 17	2	24.5162-0375.3	331203	L= 375
			←	05/15→; passend für Felgengröße [Zoll]: 16	2	24.5162-0390.3	331199	L= 390
			→	☐; 05/15→		24.5133-0310.3	331197	L= 310
			→	☐; 05/15→		24.5133-0311.3	331198	L= 310
D4	120	04/10→12/14	←	05/12→; passend für Felgengröße [Zoll]: 17	2	24.5162-0375.3	331203	L= 375
			←	05/12→; passend für Felgengröße [Zoll]: 16	2	24.5162-0390.3	331199	L= 390
			→	☐; 05/12→		24.5133-0310.3	331197	L= 310
			→	☐; 05/12→		24.5133-0311.3	331198	L= 310
D5	158	04/11→12/15	←	06/11→; passend für Felgengröße [Zoll]: 17	2	24.5162-0375.3	331203	L= 375
D5 AWD	158	04/11→12/15	←	06/11→; passend für Felgengröße [Zoll]: 16	2	24.5162-0390.3	331199	L= 390
			→	☐; 06/11→		24.5133-0310.3	331197	L= 310
			→	☐; 06/11→		24.5133-0311.3	331198	L= 310








**VOLVO - S70 (LS) 11/96→11/00**

**Bremssattel**

2.0	93	01/97→11/00	←	☐	11.9571-9972.2	220606	ATE Ø 57 - Halter
2.0	105	01/97→11/00	←	☐	24.3571-9971.5	240617	ATE Ø 57 - Halter
2.0	120	01/97→11/00	→	☐	13.2381-0097.2	210239	ATE Ø 38
2.0 Turbo	155	01/97→11/00	→	☐	24.9238-0097.5	230037	ATE Ø 38
2.0 Turbo	166	01/97→11/00	→	☐	24.9238-0098.5	230038	ATE Ø 38
2.3	195	04/99→09/00					
2.3 T-5	176	01/97→11/00					
2.3 Turbo	184	01/97→11/00					
2.4	103	08/99→11/00					
2.4	106	01/97→11/00					
2.4	121	06/98→11/00					
2.4	125	01/97→11/00					
2.4 AWD	103	04/99→09/00					
2.4 AWD	106	11/96→05/99					
2.4 AWD	121	10/98→05/99					
2.4 Bifuel	106	10/98→11/00					
2.4 T5 AWD	142	11/96→04/99					
2.4 Turbo	142	01/97→11/00					
2.5 TDI	103	01/97→11/00					
2.5 TDi AWD	103	10/99→09/00					
2.3	177	11/96→11/00	←	☐; 01/97→	11.9571-9972.2	220606	ATE Ø 57 - Halter
			←	☐; 01/97→	24.3571-9971.5	240617	ATE Ø 57 - Halter
			→	☐; 01/97→	13.2381-0097.2	210239	ATE Ø 38



	kW			 	! #		
<b>VOLVO - S70 (LS) 11/96→11/00</b>							
<b> Bremssattel</b>							
2.3	177	11/96→11/00	➡	☐; 01/97→		24.9238-0097.5 230037	ATE Ø 38
			➡	☐; 01/97→		24.9238-0098.5 230038	ATE Ø 38
2.4 AWD	125	04/99→09/00	⬅	☐; → 05/99		11.9571-9972.2 220606	ATE Ø 57 - Halter
			⬅	☐; → 05/99		24.3571-9971.5 240617	ATE Ø 57 - Halter
			➡	☐; → 05/99		13.2381-0097.2 210239	ATE Ø 38
			➡	☐; → 05/99		24.9238-0097.5 230037	ATE Ø 38
			➡	☐; → 05/99		24.9238-0098.5 230038	ATE Ø 38
2.4 Bifuel	103	07/99→11/00	⬅	☐		11.9571-9972.2 220606	ATE Ø 57 - Halter
			⬅	☐; → 09/00		11.9571-9972.2 220606	ATE Ø 57 - Halter
			⬅	☐; → 09/00		24.3571-9971.5 240617	ATE Ø 57 - Halter
			⬅	☐		24.3571-9971.5 240617	ATE Ø 57 - Halter
			➡	☐		13.2381-0097.2 210239	ATE Ø 38
			➡	☐		24.9238-0097.5 230037	ATE Ø 38
			➡	☐		24.9238-0098.5 230038	ATE Ø 38
2.4 Blu-Fuel	103	07/97→09/00	⬅	☐		11.9571-9972.2 220606	ATE Ø 57 - Halter
			⬅	☐		24.3571-9971.5 240617	ATE Ø 57 - Halter
<b>Feder, Bremssattel</b>							
2.0	93	01/97→11/00	⬅		2	11.8116-0073.1 390498	ATE
2.0	105	01/97→11/00					
2.0	120	01/97→11/00					
2.0	132	01/97→11/00					
2.0 Turbo	155	01/97→11/00					
2.0 Turbo	166	01/97→11/00					
2.3	195	04/99→09/00					
2.3 T-5	176	01/97→11/00					
2.3 Turbo	184	01/97→11/00					
2.4	103	08/99→11/00					
2.4	106	01/97→11/00					
2.4	121	06/98→11/00					
2.4	125	01/97→11/00					
2.4 AWD	103	04/99→09/00					
2.4 AWD	106	11/96→05/99					
2.4 AWD	121	10/98→05/99					
2.4 Bifuel	106	10/98→11/00					
2.4 Blu-Fuel	103	07/97→09/00					
2.4 T5 AWD	142	11/96→04/99					
2.4 Turbo	142	01/97→11/00					
2.5 TDI	103	01/97→11/00					
2.5 TDi AWD	103	10/99→09/00					
2.3	177	11/96→11/00	⬅	01/97→	2	11.8116-0073.1 390498	ATE
2.4 AWD	125	04/99→09/00	⬅	→ 05/99	2	11.8116-0073.1 390498	ATE
2.4 Bifuel	103	07/99→11/00	⬅		2	11.8116-0073.1 390498	ATE
			⬅	→ 09/00	2	11.8116-0073.1 390498	ATE
<b>Führungshülzensatz, Bremssattel</b>							
2.0	93	01/97→11/00	⬅			11.0101-5407.2 260011	ATE
2.0	105	01/97→11/00					
2.0	120	01/97→11/00					
2.0	132	01/97→11/00					
2.0 Turbo	155	01/97→11/00					
2.0 Turbo	166	01/97→11/00					
2.3	195	04/99→09/00					
2.3 T-5	176	01/97→11/00					
2.3 Turbo	184	01/97→11/00					
2.4	103	08/99→11/00					
2.4	106	01/97→11/00					
2.4	121	06/98→11/00					
2.4	125	01/97→11/00					
2.4 AWD	103	04/99→09/00					
2.4 AWD	106	11/96→05/99					
2.4 AWD	121	10/98→05/99					
2.4 Bifuel	106	10/98→11/00					
2.4 Blu-Fuel	103	07/97→09/00					
2.4 T5 AWD	142	11/96→04/99					
2.4 Turbo	142	01/97→11/00					
2.5 TDI	103	01/97→11/00					
2.5 TDi AWD	103	10/99→09/00					
2.3	177	11/96→11/00	⬅	01/97→		11.0101-5407.2 260011	ATE
2.4 AWD	125	04/99→09/00	⬅	→ 05/99		11.0101-5407.2 260011	ATE
↓							

	kw			 	! #		
<b>VOLVO - S70 (LS) 11/96→11/00</b>							
<b>Führungshülzensatz, Bremssattel</b>							
2.4 Bifuel	103	07/99→11/00	←			11.0101-5407.2 260011	ATE
			←	→ 09/00		11.0101-5407.2 260011	ATE
<b>Führungsbolzen, Bremssattel</b>							
2.0	93	01/97→11/00	←			11.8171-0008.1 990049	ATE
2.0	105	01/97→11/00					
2.0	120	01/97→11/00					
2.0	132	01/97→11/00					
2.0 Turbo	155	01/97→11/00					
2.0 Turbo	166	01/97→11/00					
2.3	195	04/99→09/00					
2.3 T-5	176	01/97→11/00					
2.3 Turbo	184	01/97→11/00					
2.4	103	08/99→11/00					
2.4	106	01/97→11/00					
2.4	121	06/98→11/00					
2.4	125	01/97→11/00					
2.4 AWD	103	04/99→09/00					
2.4 AWD	106	11/96→05/99					
2.4 AWD	121	10/98→05/99					
2.4 Bifuel	106	10/98→11/00					
2.4 Blu-Fuel	103	07/97→09/00					
2.4 T5 AWD	142	11/96→04/99					
2.4 Turbo	142	01/97→11/00					
2.5 TDI	103	01/97→11/00					
2.5 TDi AWD	103	10/99→09/00					
2.3	177	11/96→11/00	←	01/97→		11.8171-0008.1 990049	ATE
2.4 AWD	125	04/99→09/00	←	→ 05/99		11.8171-0008.1 990049	ATE
2.4 Bifuel	103	07/99→11/00	←			11.8171-0008.1 990049	ATE
			←	→ 09/00		11.8171-0008.1 990049	ATE
<b>Dichtungssatz, Bremssattel</b>							
2.0	93	01/97→11/00	←			11.0441-5702.2 250033	ATE
2.0	105	01/97→11/00					
2.0	120	01/97→11/00	→			13.0441-3819.2 250072	ATE
2.0	132	01/97→11/00					
2.0 Turbo	155	01/97→11/00					
2.0 Turbo	166	01/97→11/00					
2.3	195	04/99→09/00					
2.3 T-5	176	01/97→11/00					
2.3 Turbo	184	01/97→11/00					
2.4	103	08/99→11/00					
2.4	106	01/97→11/00					
2.4	121	06/98→11/00					
2.4	125	01/97→11/00					
2.4 AWD	103	04/99→09/00					
2.4 AWD	106	11/96→05/99					
2.4 AWD	121	10/98→05/99					
2.4 Bifuel	106	10/98→11/00					
2.4 T5 AWD	142	11/96→04/99					
2.4 Turbo	142	01/97→11/00					
2.5 TDI	103	01/97→11/00					
2.5 TDi AWD	103	10/99→09/00					
2.3	177	11/96→11/00	←	01/97→		11.0441-5702.2 250033	ATE
			→	01/97→		13.0441-3819.2 250072	ATE
2.4 AWD	125	04/99→09/00	←	→ 05/99		11.0441-5702.2 250033	ATE
			→	→ 05/99		13.0441-3819.2 250072	ATE
2.4 Bifuel	103	07/99→11/00	←			11.0441-5702.2 250033	ATE
			←	→ 09/00		11.0441-5702.2 250033	ATE
			→			13.0441-3819.2 250072	ATE
2.4 Blu-Fuel	103	07/97→09/00	←			11.0441-5702.2 250033	ATE
<b>Bremsschlauch</b>							
2.0	93	01/97→11/00		am Bremssattel	2	83.6113-0331.3 330982	L= 330
2.0	105	01/97→11/00	←	Nutzlast [t]: 16	2	24.5170-0361.3 331310	L= 361
2.0	120	01/97→11/00	←	passend für Felgengröße [Zoll]: 15	2	83.6134-0335.3 330277	L= 335
2.0	132	01/97→11/00	←				
2.0 Turbo	155	01/97→11/00	→	→ 587049	2	24.5201-0204.3 331400	L= 204
2.0 Turbo	166	01/97→11/00	→				
2.3	195	04/99→09/00	→	587050→	2	83.6204-0180.3 330547	L= 180
2.3 T-5	176	01/97→11/00					
2.3 Turbo	184	01/97→11/00					
2.4	106	01/97→11/00					
2.4	125	01/97→11/00					
↓							

**VOLVO - S70 (LS) 11/96→11/00**

**Bremsschlauch**










2.4 AWD	103	04/99→09/00		am Bremssattel	2	83.6113-0331.3	330982	L= 330
2.4 AWD	106	11/96→05/99	←	Nutzlast [t]: 16	2	24.5170-0361.3	331310	L= 361
2.4 AWD	121	10/98→05/99	←					
2.4 Blu-Fuel	103	07/97→09/00	←	passend für Felgengröße [Zoll]: 15	2	83.6134-0335.3	330277	L= 335
2.4 T5 AWD	142	11/96→04/99	→					
2.4 Turbo	142	01/97→11/00	→	→ 587049	2	24.5201-0204.3	331400	L= 204
2.5 TDI	103	01/97→11/00	→	587050→	2	83.6204-0180.3	330547	L= 180
2.5 TDi AWD	103	10/99→09/00	→					
2.3	177	11/96→11/00		am Bremssattel; 01/97→	2	83.6113-0331.3	330982	L= 330
			←	01/97→; Nutzlast [t]: 16	2	24.5170-0361.3	331310	L= 361
			←	01/97→; passend für Felgengröße [Zoll]: 15	2	83.6134-0335.3	330277	L= 335
			→	01/97→; → 587049	2	24.5201-0204.3	331400	L= 204
			→	587050→	2	83.6204-0180.3	330547	L= 180
2.4	103	08/99→11/00		am Bremssattel	2	83.6113-0331.3	330982	L= 330
			←	Nutzlast [t]: 16	2	24.5170-0361.3	331310	L= 361
			←	passend für Felgengröße [Zoll]: 15	2	83.6134-0335.3	330277	L= 335
			→	587050→	2	83.6204-0180.3	330547	L= 180
2.4	121	06/98→11/00		am Bremssattel	2	83.6113-0331.3	330982	L= 330
2.4 Bifuel	103	07/99→11/00	←	Nutzlast [t]: 16	2	24.5170-0361.3	331310	L= 361
2.4 Bifuel	106	10/98→11/00	←	passend für Felgengröße [Zoll]: 15	2	83.6134-0335.3	330277	L= 335
			→		2	83.6204-0180.3	330547	L= 180
2.4 AWD	125	04/99→09/00		am Bremssattel; → 05/99	2	83.6113-0331.3	330982	L= 330
			←	→ 05/99; Nutzlast [t]: 16	2	24.5170-0361.3	331310	L= 361
			←	→ 05/99; passend für Felgengröße [Zoll]: 15	2	83.6134-0335.3	330277	L= 335
			→	→ 587049	2	24.5201-0204.3	331400	L= 204
			→	587050→; → 05/99	2	83.6204-0180.3	330547	L= 180

**VOLVO - S80 I (TS, XY) 05/98→02/08**
























































**Bremssattel**









2.0	120	06/98→07/06	←	☐; → 02/06; passend für Felgengröße [Zoll]: 17		11.9571-9864.2	220514	ATE Ø 57 - Halter
2.0 T	132	12/99→07/06	←					
2.0 T	166	06/98→07/06	←	☐; → 02/06; passend für Felgengröße [Zoll]: 17		24.3571-9863.5	240691	ATE Ø 57 - Halter
2.4	103	01/99→07/06	←					
2.4	125	01/99→07/06	←	☐; → 02/06; nicht für Felgengröße [Zoll]: 17		24.3601-9829.5	240507	ATE Ø 60 - Halter
2.4 Bifuel (CNG)	103	09/01→07/06	←					
2.4 Bifuel (LPG)	103	09/01→07/06	←	☐; → 02/06; nicht für Felgengröße [Zoll]: 17		24.3601-9830.5	240508	ATE Ø 60 - Halter
2.4 D	96	10/01→07/06	←					
2.4 D5	120	08/01→07/06	←	☐; → 02/06; nicht für Felgengröße [Zoll]: 17				
2.4 T	147	06/00→07/06	→	☐; → 02/06		11.9421-9979.2	220497	ATE Ø 42 - Halter
2.5 T AWD	154	07/03→07/06	→			24.3421-9979.5	240475	ATE Ø 42 - Halter
2.5 TDI	103	01/99→07/06	→					
2.8 T6	200	05/98→07/06	→	☐; → 02/06		11.9421-9980.2	220498	ATE Ø 42 - Halter
2.9	147	03/99→07/06	→			24.3421-9980.5	240476	ATE Ø 42 - Halter
2.9	150	05/98→07/06	→					
3.0	144	06/01→07/06	→					
3.0 T6	200	06/01→07/06	→					
2.4 T5 AWD	147	04/00→09/03	←	☐; 06/00→; passend für Felgengröße [Zoll]: 17		11.9571-9864.2	220514	ATE Ø 57 - Halter
			←	☐; 06/00→; passend für Felgengröße [Zoll]: 17		24.3571-9863.5	240691	ATE Ø 57 - Halter
			←	☐; 06/00→; nicht für Felgengröße [Zoll]: 17		24.3601-9829.5	240507	ATE Ø 60 - Halter
			←	☐; 06/00→; nicht für Felgengröße [Zoll]: 17		24.3601-9830.5	240508	ATE Ø 60 - Halter
			→	☐; 06/00→		11.9421-9979.2	220497	ATE Ø 42 - Halter
			→			24.3421-9979.5	240475	ATE Ø 42 - Halter
			→	☐; 06/00→		11.9421-9980.2	220498	ATE Ø 42 - Halter
			→			24.3421-9980.5	240476	ATE Ø 42 - Halter
2.5 T	154	03/03→07/06	←	☐; 07/03→ 02/06; passend für Felgengröße [Zoll]: 17		11.9571-9864.2	220514	ATE Ø 57 - Halter
			←	☐; 07/03→ 02/06; passend für Felgengröße [Zoll]: 17		24.3571-9863.5	240691	ATE Ø 57 - Halter
			←	☐; 07/03→ 02/06; nicht für Felgengröße [Zoll]: 17		24.3601-9829.5	240507	ATE Ø 60 - Halter
			←	☐; 07/03→ 02/06; nicht für Felgengröße [Zoll]: 17		24.3601-9830.5	240508	ATE Ø 60 - Halter
			→	☐; 07/03→ 02/06		11.9421-9979.2	220497	ATE Ø 42 - Halter

















	kW			 	! #		
<b>VOLVO - S80 I (TS, XY) 05/98→02/08</b>							
<b> Bremssattel</b>							
2.5 T	154	03/03→07/06	→	☐; 07/03→ 02/06		24.3421-9979.5 240475	ATE Ø 42 - Halter
			→	☐; 07/03→ 02/06		11.9421-9980.2 220498	ATE Ø 42 - Halter
						24.3421-9980.5 240476	ATE Ø 42 - Halter
<b>Feder, Bremssattel</b>							
2.0	120	06/98→07/06		→ 02/06	2	11.8116-0236.1 390507	ATE
2.0 T	132	12/99→07/06				11.8116-0366.2 390587	ATE
2.0 T	166	06/98→07/06					
2.4	103	01/99→07/06					
2.4	125	01/99→07/06					
2.4 Bifuel (CNG)	103	09/01→07/06					
2.4 Bifuel (LPG)	103	09/01→07/06					
2.4 D	96	10/01→07/06					
2.4 D5	120	08/01→07/06					
2.4 T	147	06/00→07/06					
2.5 T AWD	154	07/03→07/06					
2.5 TDI	103	01/99→07/06					
2.8 T6	200	05/98→07/06					
2.9	147	03/99→07/06					
2.9	150	05/98→07/06					
3.0	144	06/01→07/06					
3.0 T6	200	06/01→07/06					
2.4 T5 AWD	147	04/00→09/03		06/00→	2	11.8116-0236.1 390507	ATE
						11.8116-0366.2 390587	ATE
2.5 T	154	03/03→07/06		07/03→ 02/06	2	11.8116-0236.1 390507	ATE
						11.8116-0366.2 390587	ATE
<b>Führungshülzensatz, Bremssattel</b>							
2.0	120	06/98→07/06	←	→ 02/06		11.0101-5407.2 260011	ATE
2.0 T	132	12/99→07/06					
2.0 T	166	06/98→07/06	→	→ 02/06		11.0101-5407.2 260011	ATE
2.4	103	01/99→07/06					
2.4	125	01/99→07/06					
2.4 Bifuel (CNG)	103	09/01→07/06					
2.4 Bifuel (LPG)	103	09/01→07/06					
2.4 D	96	10/01→07/06					
2.4 D5	120	08/01→07/06					
2.4 T	147	06/00→07/06					
2.5 T AWD	154	07/03→07/06					
2.5 TDI	103	01/99→07/06					
2.8 T6	200	05/98→07/06					
2.9	147	03/99→07/06					
2.9	150	05/98→07/06					
3.0	144	06/01→07/06					
3.0 T6	200	06/01→07/06					
2.4 T5 AWD	147	04/00→09/03	←	06/00→		11.0101-5407.2 260011	ATE
			→	06/00→		11.0101-5407.2 260011	ATE
2.5 T	154	03/03→07/06	←	07/03→ 02/06		11.0101-5407.2 260011	ATE
			→	07/03→ 02/06		11.0101-5407.2 260011	ATE
<b>Führungsbolzen, Bremssattel</b>							
2.0	120	06/98→07/06		→ 02/06		11.8171-0008.1 990049	ATE
2.0 T	132	12/99→07/06					
2.0 T	166	06/98→07/06					
2.4	103	01/99→07/06					
2.4	125	01/99→07/06					
2.4 Bifuel (CNG)	103	09/01→07/06					
2.4 Bifuel (LPG)	103	09/01→07/06					
2.4 D	96	10/01→07/06					
2.4 D5	120	08/01→07/06					
2.4 T	147	06/00→07/06					
2.5 T AWD	154	07/03→07/06					
2.5 TDI	103	01/99→07/06					
2.8 T6	200	05/98→07/06					
2.9	147	03/99→07/06					
2.9	150	05/98→07/06					
3.0	144	06/01→07/06					
3.0 T6	200	06/01→07/06					
2.4 T5 AWD	147	04/00→09/03		06/00→		11.8171-0008.1 990049	ATE
2.5 T	154	03/03→07/06		07/03→ 02/06		11.8171-0008.1 990049	ATE
<b> Bremsschlauch</b>							
2.0	120	06/98→07/06	←	→ 02/06	2	83.6113-0321.3 330621	L= 320
2.0 T	132	12/99→07/06					
2.0 T	166	06/98→07/06	→	→ 02/06	2	83.7724-0268.3 331076	L= 265
2.4	103	01/99→07/06					
↓							



	kw			 	! #		
<b>VOLVO - S80 I (TS, XY) 05/98→02/08</b>							
 <b>Bremsschlauch</b>							
2.4	125	01/99→07/06	←	→ 02/06	2	83.6113-0321.3 330621	L= 320
2.4 Bifuel (CNG)	103	09/01→07/06	→	→ 02/06	2	83.7724-0268.3 331076	L= 265
2.4 Bifuel (LPG)	103	09/01→07/06					
2.4 D	96	10/01→07/06					
2.4 D5	120	08/01→07/06					
2.4 T	147	06/00→07/06					
2.5 T AWD	154	07/03→07/06					
2.5 TDI	103	01/99→07/06					
2.8 T6	200	05/98→07/06					
2.9	147	03/99→07/06					
2.9	150	05/98→07/06					
3.0	144	06/01→07/06					
3.0 T6	200	06/01→07/06					
2.4 T5 AWD	147	04/00→09/03	←	06/00→	2	83.6113-0321.3 330621	L= 320
			→	06/00→	2	83.7724-0268.3 331076	L= 265
2.5 T	154	03/03→07/06	←	07/03→ 02/06	2	83.6113-0321.3 330621	L= 320
			→	07/03→ 02/06	2	83.7724-0268.3 331076	L= 265
<b>VOLVO - S80 II (AS) 03/06→</b>							
 <b>Bremssattel</b>							
1.6 D DRIVE	80	01/10→	←	 ; nicht für Felgengröße [Zoll]: 16	11.9601-9711.2 220873	ATE Ø 60 - Halter	
1.6 DRIVE	84	06/11→	←	 ; nicht für Felgengröße [Zoll]: 16	11.9601-9712.2 220874	ATE Ø 60 - Halter	
2.0	107	01/08→	←	 ; passend für Felgengröße [Zoll]: 18	11.9606-9945.2 220727	ATE Ø 60 - Halter	
2.0 Drive- E	180	12/14→	←	 ; passend für Felgengröße [Zoll]: 18	11.9606-9946.2 220728	ATE Ø 60 - Halter	
2.0 FlexFuel	107	01/08→	←	 ; passend für Felgengröße [Zoll]: 17	11.9606-9949.2 220879	ATE Ø 60 - Halter	
2.0 T	149	01/10→	←	 ; passend für Felgengröße [Zoll]: 17	11.9606-9950.2 220880	ATE Ø 60 - Halter	
2.4 D	120	03/06→	←	 ; V	24.6241-1703.7 220971	TRW Ø 41 + EMot / - Halter + FSB	
2.4 D	129	01/10→	←	 ; V	24.6241-1704.7 220972	TRW Ø 41 + EMot / - Halter + FSB	
2.5 T	147	03/06→	←		24.6238-1703.7 220967	TRW Ø 38 - Halter + eFSB	
2.5 T	170	01/10→	→		24.6238-1704.7 220968	TRW Ø 38 - Halter + eFSB	
2.5 T	183	09/12→	→		24.6241-1703.7 220971	TRW Ø 41 + EMot / - Halter + FSB	
2.5 T	187	01/12→	→		24.6241-1704.7 220972	TRW Ø 41 + EMot / - Halter + FSB	
2.5 T AWD	147	10/06→	→				
2.5 T FlexFuel	147	05/08→	→				
2.5 T FlexFuel	170	01/10→	→				
3.2	175	03/06→	→				
3.2	179	01/10→	→				
3.2 AWD	175	01/07→	→				
3.2 AWD	179	01/10→	→				
4.4 V8 AWD	232	03/06→	→				
D3	100	05/12→	→				
D3 / D4	120	01/10→	→				
D4	133	09/13→	→				
D5	136	03/06→	→				
D5	151	01/10→	→				
D5	158	06/11→	→				
D5 AWD	136	01/07→	→				
D5 AWD	151	01/10→	→				
D5 AWD	158	06/11→	→				
T5	180	09/13→	→				
T6 AWD	210	01/07→	→				
2.0 TDi	100	02/08→	←	 ; nicht für Felgengröße [Zoll]: 16	11.9601-9711.2 220873	ATE Ø 60 - Halter	
			←	 ; nicht für Felgengröße [Zoll]: 16	11.9601-9712.2 220874	ATE Ø 60 - Halter	
			←	 ; passend für Felgengröße [Zoll]: 18	11.9606-9945.2 220727	ATE Ø 60 - Halter	
			←	 ; passend für Felgengröße [Zoll]: 18	11.9606-9946.2 220728	ATE Ø 60 - Halter	
			←	 ; passend für Felgengröße [Zoll]: 17	11.9606-9949.2 220879	ATE Ø 60 - Halter	
			←	 ; passend für Felgengröße [Zoll]: 17	11.9606-9950.2 220880	ATE Ø 60 - Halter	
			→		24.6238-1703.7 220967	TRW Ø 38 - Halter + eFSB	
			→		24.6241-1703.7 220971	TRW Ø 41 + EMot / - Halter + FSB	
T4 T4F T5 T6 AWD	132 132 177 224	10/10→ 05/11→ 10/10→ 10/10→	←	 ; nicht für Felgengröße [Zoll]: 16	11.9601-9711.2 220873	ATE Ø 60 - Halter	
			←	 ; nicht für Felgengröße [Zoll]: 16	11.9601-9712.2 220874	ATE Ø 60 - Halter	
			←	 ; passend für Felgengröße [Zoll]: 18	11.9606-9945.2 220727	ATE Ø 60 - Halter	
			←	 ; passend für Felgengröße [Zoll]: 18	11.9606-9946.2 220728	ATE Ø 60 - Halter	
			←	 ; passend für Felgengröße [Zoll]: 17	11.9606-9949.2 220879	ATE Ø 60 - Halter	
			←	 ; passend für Felgengröße [Zoll]: 17	11.9606-9950.2 220880	ATE Ø 60 - Halter	
			→		24.6241-1703.7 220971	TRW Ø 41 + EMot / - Halter + FSB	
			↓				












	kw			 	! #		
<b>VOLVO - S80 II (AS) 03/06→</b>							
 <b>Bremssattel</b>							
T4	132	10/10→	→	☐; V	24.6241-1704.7	220972	TRW Ø 41 + EMot / - Halter + FSB
T4F	132	05/11→					
T5	177	10/10→					
T6 AWD	224	10/10→					
<b>Halter, Bremssattel</b>							
1.6 D DRIVe	80	01/10→	←	passend für Felgengröße [Zoll]: 16	11.0230-0934.1	260128	ATE
1.6 DRIVe	84	06/11→					
2.0	107	01/08→					
2.0 Drive- E	180	12/14→					
2.0 FlexFuel	107	01/08→					
2.0 T	149	01/10→					
2.0 TDi	100	02/08→					
2.4 D	120	03/06→					
2.4 D	129	01/10→					
2.5 T	147	03/06→					
2.5 T	170	01/10→					
2.5 T	183	09/12→					
2.5 T	187	01/12→					
2.5 T AWD	147	10/06→					
2.5 T FlexFuel	147	05/08→					
2.5 T FlexFuel	170	01/10→					
3.2	175	03/06→					
3.2	179	01/10→					
3.2 AWD	175	01/07→					
3.2 AWD	179	01/10→					
4.4 V8 AWD	232	03/06→					
D3	100	05/12→					
D3 / D4	120	01/10→					
D4	133	09/13→					
D5	136	03/06→					
D5	151	01/10→					
D5	158	06/11→					
D5 AWD	136	01/07→					
D5 AWD	151	01/10→					
D5 AWD	158	06/11→					
T4	132	10/10→					
T4F	132	05/11→					
T5	177	10/10→					
T5	180	09/13→					
T6 AWD	210	01/07→					
T6 AWD	224	10/10→					
<b>Feder, Bremssattel</b>							
1.6 D DRIVe	80	01/10→	←		2	11.8116-0206.1	390593 ATE
1.6 DRIVe	84	06/11→				11.8116-0388.2	390588 ATE
2.0	107	01/08→					
2.0 Drive- E	180	12/14→					
2.0 FlexFuel	107	01/08→					
2.0 T	149	01/10→					
2.0 TDi	100	02/08→					
2.4 D	120	03/06→					
2.4 D	129	01/10→					
2.5 T	147	03/06→					
2.5 T	170	01/10→					
2.5 T	183	09/12→					
2.5 T	187	01/12→					
2.5 T AWD	147	10/06→					
2.5 T FlexFuel	147	05/08→					
2.5 T FlexFuel	170	01/10→					
3.2	175	03/06→					
3.2	179	01/10→					
3.2 AWD	175	01/07→					
3.2 AWD	179	01/10→					
4.4 V8 AWD	232	03/06→					
D3	100	05/12→					
D3 / D4	120	01/10→					
D4	133	09/13→					
D5	136	03/06→					
D5	151	01/10→					
D5	158	06/11→					
D5 AWD	136	01/07→					
D5 AWD	151	01/10→					
D5 AWD	158	06/11→					
T4	132	10/10→					
T4F	132	05/11→					
T5	177	10/10→					
T5	180	09/13→					
T6 AWD	210	01/07→					
T6 AWD	224	10/10→					
↓							

	kW			 	! #		
<b>VOLVO - S80 II (AS) 03/06→</b>							
<b>Führungshülzensatz, Bremsattel</b>							
1.6 D DRiVe	80	01/10→	←			11.0101-5704.2 260095	ATE
1.6 DRiVe	84	06/11→					
2.0	107	01/08→					
2.0 Drive- E	180	12/14→					
2.0 FlexFuel	107	01/08→					
2.0 T	149	01/10→					
2.0 TDi	100	02/08→					
2.4 D	120	03/06→					
2.4 D	129	01/10→					
2.5 T	147	03/06→					
2.5 T	170	01/10→					
2.5 T	183	09/12→					
2.5 T	187	01/12→					
2.5 T AWD	147	10/06→					
2.5 T FlexFuel	147	05/08→					
2.5 T FlexFuel	170	01/10→					
3.2	175	03/06→					
3.2	179	01/10→					
3.2 AWD	175	01/07→					
3.2 AWD	179	01/10→					
4.4 V8 AWD	232	03/06→					
D3	100	05/12→					
D3 / D4	120	01/10→					
D4	133	09/13→					
D5	136	03/06→					
D5	151	01/10→					
D5	158	06/11→					
D5 AWD	136	01/07→					
D5 AWD	151	01/10→					
D5 AWD	158	06/11→					
T4	132	10/10→					
T4F	132	05/11→					
T5	177	10/10→					
T5	180	09/13→					
T6 AWD	210	01/07→					
T6 AWD	224	10/10→					
<b>Führungsbolzen, Bremsattel</b>							
1.6 D DRiVe	80	01/10→				11.8171-0008.1 990049	ATE
1.6 DRiVe	84	06/11→					
2.0	107	01/08→					
2.0 Drive- E	180	12/14→					
2.0 FlexFuel	107	01/08→					
2.0 T	149	01/10→					
2.0 TDi	100	02/08→					
2.4 D	120	03/06→					
2.4 D	129	01/10→					
2.5 T	147	03/06→					
2.5 T	170	01/10→					
2.5 T	183	09/12→					
2.5 T	187	01/12→					
2.5 T AWD	147	10/06→					
2.5 T FlexFuel	147	05/08→					
2.5 T FlexFuel	170	01/10→					
3.2	175	03/06→					
3.2	179	01/10→					
3.2 AWD	175	01/07→					
3.2 AWD	179	01/10→					
4.4 V8 AWD	232	03/06→					
D3	100	05/12→					
D3 / D4	120	01/10→					
D4	133	09/13→					
D5	136	03/06→					
D5	151	01/10→					
D5	158	06/11→					
D5 AWD	136	01/07→					
D5 AWD	151	01/10→					
D5 AWD	158	06/11→					
T4	132	10/10→					
T4F	132	05/11→					
T5	177	10/10→					
T5	180	09/13→					
T6 AWD	210	01/07→					
T6 AWD	224	10/10→					
<b>Dichtungssatz, Bremsattel</b>							
1.6 D DRiVe	80	01/10→	←			11.0441-6008.2 250038	ATE für Kolben-Ø [mm]: 60
1.6 DRiVe	84	06/11→					
2.0	107	01/08→					
2.0 Drive- E	180	12/14→					
2.0 FlexFuel	107	01/08→					
2.0 T	149	01/10→					
2.0 TDi	100	02/08→					
↓							

	kW			 	! #		
<b>VOLVO - S80 II (AS) 03/06→</b>							
<b>Dichtungssatz, Bremsattel</b>							
2.4 D	120	03/06→	←			11.0441-6008.2 250038	ATE für Kolben-Ø [mm]: 60
2.4 D	129	01/10→					
2.5 T	147	03/06→					
2.5 T	170	01/10→					
2.5 T	183	09/12→					
2.5 T	187	01/12→					
2.5 T AWD	147	10/06→					
2.5 T FlexFuel	147	05/08→					
2.5 T FlexFuel	170	01/10→					
3.2	175	03/06→					
3.2	179	01/10→					
3.2 AWD	175	01/07→					
3.2 AWD	179	01/10→					
4.4 V8 AWD	232	03/06→					
D3	100	05/12→					
D3 / D4	120	01/10→					
D4	133	09/13→					
D5	136	03/06→					
D5	151	01/10→					
D5	158	06/11→					
D5 AWD	136	01/07→					
D5 AWD	151	01/10→					
D5 AWD	158	06/11→					
T4	132	10/10→					
T4F	132	05/11→					
T5	177	10/10→					
T5	180	09/13→					
T6 AWD	210	01/07→					
T6 AWD	224	10/10→					
<b>Bremsschlauch</b>							
1.6 D DRIVE	80	01/10→	←	passend für Felgenreöße [Zoll]: 17 / 18	2	24.5162-0375.3 331203	L= 375
1.6 DRIVE	84	06/11→	←	passend für Felgenreöße [Zoll]: 16	2	24.5162-0390.3 331199	L= 390
2.0	107	01/08→	→	☐; 115164→; + eFSB		24.5133-0310.3 331197	L= 310
2.0 FlexFuel	107	01/08→	→	☐; 66720→ 115163; + eFSB		24.5133-0310.3 331197	L= 310
2.0 T	149	01/10→	→	☐; → 66719; + eFSB		24.5133-0310.3 331197	L= 310
2.0 TDi	100	02/08→	→	☐; 66720→ 115163; + eFSB		24.5133-0311.3 331198	L= 310
2.4 D	120	03/06→	→	☐; → 66719; + eFSB		24.5133-0310.3 331197	L= 310
2.4 D	129	01/10→	→	☐; 115164→; + eFSB		24.5133-0311.3 331198	L= 310
2.5 T	170	01/10→	→	☐; 66720→ 115163; + eFSB		24.5133-0311.3 331198	L= 310
2.5 T AWD	147	10/06→	→	☐; 66720→ 115163; + eFSB		24.5133-0311.3 331198	L= 310
2.5 T FlexFuel	147	05/08→	→	☐; 66720→ 115163; + eFSB		24.5133-0311.3 331198	L= 310
3.2	175	03/06→	→	→ 36584; für Rechtslenker; - eFSB	2	24.5162-0185.3 331202	L= 185
3.2	179	01/10→	→	- eFSB	2	24.5162-0185.3 331202	L= 185
3.2 AWD	175	01/07→	→	- eFSB	2	24.5162-0185.3 331202	L= 185
3.2 AWD	179	01/10→					
D3 / D4	120	01/10→					
D5	136	03/06→					
D5	151	01/10→					
D5 AWD	136	01/07→					
D5 AWD	151	01/10→					
T6 AWD	210	01/07→					
2.0 Drive- E	180	12/14→	←	passend für Felgenreöße [Zoll]: 17 / 18	2	24.5162-0375.3 331203	L= 375
			←	passend für Felgenreöße [Zoll]: 16	2	24.5162-0390.3 331199	L= 390
			→	- eFSB	2	24.5162-0185.3 331202	L= 185
2.5 T	147	03/06→	←	passend für Felgenreöße [Zoll]: 17 / 18	2	24.5162-0375.3 331203	L= 375
			←	passend für Felgenreöße [Zoll]: 16	2	24.5162-0390.3 331199	L= 390
			→	☐; 115164→; + eFSB		24.5133-0310.3 331197	L= 310
			→	☐; 66720→ 115163; + eFSB		24.5133-0310.3 331197	L= 310
			→	☐; → 66719; + eFSB		24.5133-0310.3 331197	L= 310
			→	☐; 115164→; + eFSB		24.5133-0311.3 331198	L= 310
			→	☐; 66720→ 115163; + eFSB		24.5133-0311.3 331198	L= 310
			→	→ 36584; für Rechtslenker; - eFSB	2	24.5162-0185.3 331202	L= 185
2.5 T	183	09/12→	←	passend für Felgenreöße [Zoll]: 17 / 18	2	24.5162-0375.3 331203	L= 375
2.5 T	187	01/12→	←	passend für Felgenreöße [Zoll]: 16	2	24.5162-0390.3 331199	L= 390
			→	☐; → 115163; + eFSB		24.5133-0310.3 331197	L= 310
			→	☐; 115164→; + eFSB		24.5133-0310.3 331197	L= 310
			→	☐; → 115163; + eFSB		24.5133-0311.3 331198	L= 310
			→	☐; 115164→; + eFSB		24.5133-0311.3 331198	L= 310
			→	- eFSB	2	24.5162-0185.3 331202	L= 185
2.5 T FlexFuel	170	01/10→	←	passend für Felgenreöße [Zoll]: 17 / 18	2	24.5162-0375.3 331203	L= 375
4.4 V8 AWD	232	03/06→					
D3	100	05/12→					
↓							





	kw			 	! #		
<b>VOLVO - S80 II (AS) 03/06→</b>							
 <b>Bremsschlauch</b>							
D5	158	06/11→	←	passend für Felgengröße [Zoll]: 16	2	24.5162-0390.3 331199	L= 390
D5 AWD	158	06/11→	→	☐; 115164→; + eFSB		24.5133-0310.3 331197	L= 310
T4	132	10/10→	→	☐; 66720→ 115163; + eFSB		24.5133-0310.3 331197	L= 310
T4F	132	05/11→	→	☐; → 66719; + eFSB		24.5133-0310.3 331197	L= 310
T5	177	10/10→	→	☐; 115164→; + eFSB		24.5133-0311.3 331198	L= 310
T5	177	10/10→	→	☐; 66720→ 115163; + eFSB		24.5133-0311.3 331198	L= 310
T6 AWD	224	10/10→	→	- eFSB	2	24.5162-0185.3 331202	L= 185
<b>VOLVO - S90 11/96→12/98</b>							
 <b>Bremssattel</b>							
2.5	125	11/96→10/98	←	☐		24.3571-1707.5 240079	TRW Ø 57 - Halter
2.5	132	11/96→10/97	←	☐		24.3571-1708.5 240080	TRW Ø 57 - Halter
2.9	132	01/97→05/98	←	☐			
2.9	150	01/97→05/98	←	☐			
<b>Zubehörsatz, Bremssattel</b>							
2.5	125	11/96→10/98	←			24.0101-3601.2 260044	TRW
2.5	132	11/96→10/97	←				
2.9	132	01/97→05/98	←				
2.9	150	01/97→05/98	←				
 <b>Bremsschlauch</b>							
2.5	125	11/96→10/98	←		2	83.6124-0380.3 330268	L= 380
2.5	132	11/96→10/97	←				
2.9	132	01/97→05/98	→		2	83.6134-0300.3 330725	L= 300
2.9	150	01/97→05/98	→				
<b>VOLVO - V40 Kombi (VW) 07/95→06/04</b>							
 <b>Bremssattel</b>							
1.6	77	12/95→08/99	←	☐; → 08/97		24.3541-1783.5 240269	TRW Ø 54 - Halter
1.8	85	07/95→08/99	←	☐; → 08/97		24.3541-1784.5 240270	TRW Ø 54 - Halter
1.9 TD	66	07/95→08/99	←	☐; 09/97→		24.3541-1785.5 240271	TRW Ø 54 - Halter
2.0	100	07/95→06/04	←	☐; 09/97→		24.3541-1786.5 240272	TRW Ø 54 - Halter
			→	☐; → 426760		24.3384-1721.5 240255	TRW Ø 38 - Halter
			→	☐; → 426760		24.3384-1722.5 240256	TRW Ø 38 - Halter
			→	☐; 426761→		24.3384-1743.5 240319	TRW Ø 38 - Halter
			→	☐; 426761→		24.3384-1744.5 240320	TRW Ø 38 - Halter
1.6	80	03/99→06/04	←	☐		24.3541-1785.5 240271	TRW Ø 54 - Halter
1.8	90	03/99→06/04	←	☐		24.3541-1786.5 240272	TRW Ø 54 - Halter
1.8 i	90	06/01→06/04	←	☐		24.3384-1743.5 240319	TRW Ø 38 - Halter
1.8 i	92	03/98→06/04	→	☐		24.3384-1744.5 240320	TRW Ø 38 - Halter
1.9 DI	70	03/99→07/00	→	☐			
1.9 DI	75	07/00→06/04	→	☐			
2.0 T	120	06/01→06/04	→	☐			
1.9 DI	85	07/00→06/04	←	☐		24.3541-1785.5 240271	TRW Ø 54 - Halter
2.0 T	118	10/97→07/00	←	☐		24.3541-1786.5 240272	TRW Ø 54 - Halter
			→	☐; → 426760		24.3384-1721.5 240255	TRW Ø 38 - Halter
			→	☐; → 426760		24.3384-1722.5 240256	TRW Ø 38 - Halter
			→	☐; 426761→		24.3384-1743.5 240319	TRW Ø 38 - Halter
			→	☐; 426761→		24.3384-1744.5 240320	TRW Ø 38 - Halter
1.9 T4	147	05/97→07/00	←	☐; → 08/97; + ABS		24.3541-1783.5 240269	TRW Ø 54 - Halter
			←	☐; → 08/97; + ABS		24.3541-1784.5 240270	TRW Ø 54 - Halter
↓							

**VOLVO - V40 Kombi (VW) 07/95→06/04**

**Bremssattel**

1.9 T4	147	05/97→07/00	←	☐; 09/97→	24.3541-1785.5	240271	TRW Ø 54 - Halter
			←	☐; 09/97→	24.3541-1786.5	240272	TRW Ø 54 - Halter
			→	☐; → 426760	24.3384-1721.5	240255	TRW Ø 38 - Halter
			→	☐; → 426760	24.3384-1722.5	240256	TRW Ø 38 - Halter
			→	☐; 426761→	24.3384-1743.5	240319	TRW Ø 38 - Halter
			→	☐; 426761→	24.3384-1744.5	240320	TRW Ø 38 - Halter
2.0	103	07/95→08/99	←	☐; → 08/97	24.3541-1783.5	240269	TRW Ø 54 - Halter
			←	☐; → 08/97	24.3541-1784.5	240270	TRW Ø 54 - Halter
			←	☐; 09/97→	24.3541-1785.5	240271	TRW Ø 54 - Halter
			←	☐; 09/97→	24.3541-1786.5	240272	TRW Ø 54 - Halter
			→	☐; 426761→	24.3384-1743.5	240319	TRW Ø 38 - Halter
			→	☐; 426761→	24.3384-1744.5	240320	TRW Ø 38 - Halter
2.0 T	121	07/99→06/04	←	☐; 07/00→ 06/01	24.3541-1785.5	240271	TRW Ø 54 - Halter
			←	☐; 07/00→ 06/01	24.3541-1786.5	240272	TRW Ø 54 - Halter
			→	☐; 07/00→ 06/01	24.3384-1743.5	240319	TRW Ø 38 - Halter
			→	☐; 07/00→ 06/01	24.3384-1744.5	240320	TRW Ø 38 - Halter
2.0 T4	147	07/00→06/04	←	☐; → 04/04	24.3541-1785.5	240271	TRW Ø 54 - Halter
			←	☐; → 04/04	24.3541-1786.5	240272	TRW Ø 54 - Halter
			→	☐; → 04/04	24.3384-1743.5	240319	TRW Ø 38 - Halter
			→	☐; → 04/04	24.3384-1744.5	240320	TRW Ø 38 - Halter









**Bremsschlauch**

1.6	77	12/95→08/99	←		2	24.5248-0461.3	330707	L= 460
1.6	80	03/99→06/04	→		2	24.5249-0416.3	330708	L= 416
1.8	85	07/95→08/99						
1.8	90	03/99→06/04						
1.8 i	90	06/01→06/04						
1.8 i	92	03/98→06/04						
1.9 DI	70	03/99→07/00						
1.9 DI	75	07/00→06/04						
1.9 DI	85	07/00→06/04						
1.9 T4	147	05/97→07/00						
1.9 TD	66	07/95→08/99						
2.0	100	07/95→06/04						
2.0	103	07/95→08/99						
2.0 T	118	10/97→07/00						
2.0 T	120	06/01→06/04						
2.0 T	121	07/99→06/04	←	07/00→ 06/01	2	24.5248-0461.3	330707	L= 460
			→	07/00→ 06/01	2	24.5249-0416.3	330708	L= 416
2.0 T4	147	07/00→06/04	←	→ 04/04	2	24.5248-0461.3	330707	L= 460
			→	→ 04/04	2	24.5249-0416.3	330708	L= 416

**VOLVO - V40 Schrägheck 03/12→**

**Bremssattel**

D2 D3 D4 T3 GTDi T4 GTDi	84 110 130 110 132	03/12→ 03/12→03/15 03/12→ 03/12→ 03/12→	←	☐; 09/12→; passend für Felgengröße [Zoll]: 17	11.9576-9975.2	220649	ATE Ø 57 - Halter
			←	☐; 09/12→; passend für Felgengröße [Zoll]: 17	11.9576-9976.2	220650	ATE Ø 57 - Halter
			←	☐; 09/12→; passend für Felgengröße [Zoll]: 15 / 16	24.3571-9813.5	240557	ATE Ø 57 - Halter
			←	☐; 09/12→; passend für Felgengröße [Zoll]: 15 / 16	24.3571-9814.5	240558	ATE Ø 57 - Halter
			→	☐; 09/12→	11.9387-7084.2	220960	ATE Ø 38 - Halter
			→	☐; 09/12→	11.9387-7099.2	221053	ATE Ø 38 - Halter
D2 D3 D4 T2 T2 GTDi T3 T4 T4 T4 T5 T5 ↓	88 110 140 90 88 112 147 132 140 157 180	02/15→ 04/15→ 05/14→ 02/15→ 03/13→12/15 02/15→ 04/14→ 07/13→ 08/15→ 03/13→ 05/14→	←	☐; passend für Felgengröße [Zoll]: 17	11.9576-9975.2	220649	ATE Ø 57 - Halter
			←	☐; passend für Felgengröße [Zoll]: 17	11.9576-9976.2	220650	ATE Ø 57 - Halter
			←	☐; passend für Felgengröße [Zoll]: 15 / 16	24.3571-9813.5	240557	ATE Ø 57 - Halter
			←	☐; passend für Felgengröße [Zoll]: 15 / 16	24.3571-9814.5	240558	ATE Ø 57 - Halter
			→	☐	11.9387-7084.2	220960	ATE Ø 38 - Halter
			→	☐	11.9387-7099.2	221053	ATE Ø 38 - Halter

	kW			 	! #		
<b>VOLVO - V40 Schrägheck 03/12→</b>							
<b> Bremssattel</b>							
T5 AWD	180	05/14→	←	☐; passend für Felgengröße [Zoll]: 17		11.9576-9975.2 220649	ATE Ø 57 - Halter
			←	☐; passend für Felgengröße [Zoll]: 17		11.9576-9976.2 220650	ATE Ø 57 - Halter
			←	☐; passend für Felgengröße [Zoll]: 15 / 16		24.3571-9813.5 240557	ATE Ø 57 - Halter
			←	☐; passend für Felgengröße [Zoll]: 15 / 16		24.3571-9814.5 240558	ATE Ø 57 - Halter
			→	☐		11.9387-7084.2 220960	ATE Ø 38 - Halter
			→	☐		11.9387-7099.2 221053	ATE Ø 38 - Halter
T4 AWD	132	07/13→	←	☐; passend für Felgengröße [Zoll]: 17		11.9576-9975.2 220649	ATE Ø 57 - Halter
T4 AWD	140	05/14→	←	☐; passend für Felgengröße [Zoll]: 17		11.9576-9976.2 220650	ATE Ø 57 - Halter
T5	187	12/12→	←	☐; passend für Felgengröße [Zoll]: 17		11.9576-9976.2 220650	ATE Ø 57 - Halter
T5 AWD	157	03/13→	→	☐		11.9387-7084.2 220960	ATE Ø 38 - Halter
T5 AWD	187	01/13→	→	☐		11.9387-7099.2 221053	ATE Ø 38 - Halter
T5	183	01/14→	←	☐; 05/14→; passend für Felgengröße [Zoll]: 17		11.9576-9975.2 220649	ATE Ø 57 - Halter
			←	☐; 05/14→; passend für Felgengröße [Zoll]: 17		11.9576-9976.2 220650	ATE Ø 57 - Halter
			←	☐; 05/14→; passend für Felgengröße [Zoll]: 15 / 16		24.3571-9813.5 240557	ATE Ø 57 - Halter
			←	☐; 05/14→; passend für Felgengröße [Zoll]: 15 / 16		24.3571-9814.5 240558	ATE Ø 57 - Halter
			→	☐; 05/14→		11.9387-7084.2 220960	ATE Ø 38 - Halter
			→	☐; 05/14→		11.9387-7099.2 221053	ATE Ø 38 - Halter
<b>Halter, Bremssattel</b>							
D2	84	03/12→	→	09/12→		11.0230-0698.2 260091	ATE
D3	110	03/12→03/15					
D4	130	03/12→					
T3 GTDi	110	03/12→					
T4 GTDi	132	03/12→					
D2	88	02/15→	→			11.0230-0698.2 260091	ATE
D3	110	04/15→					
D4	140	05/14→					
T2	90	02/15→					
T2 GTDi	88	03/13→12/15					
T3	112	02/15→					
T4	147	04/14→					
T4	132	07/13→					
T4	140	08/15→					
T4 AWD	132	07/13→					
T4 AWD	140	05/14→					
T5	157	03/13→					
T5	180	05/14→					
T5	187	12/12→					
T5 AWD	157	03/13→					
T5 AWD	180	05/14→					
T5 AWD	187	01/13→					
T5	183	01/14→	→	05/14→		11.0230-0698.2 260091	ATE
<b>Feder, Bremssattel</b>							
D2	84	03/12→		09/12→	2	11.8116-0340.1 390595	ATE
D3	110	03/12→03/15				11.8116-0345.2 390596	ATE
D4	130	03/12→					
T3 GTDi	110	03/12→					
T4 GTDi	132	03/12→					
D2	88	02/15→			2	11.8116-0340.1 390595	ATE
D3	110	04/15→				11.8116-0345.2 390596	ATE
D4	140	05/14→					
T2	90	02/15→					
T2 GTDi	88	03/13→12/15					
T3	112	02/15→					
T4	147	04/14→					
T4	132	07/13→					
T4	140	08/15→					
T4 AWD	132	07/13→					
T4 AWD	140	05/14→					
T5	157	03/13→					
T5	180	05/14→					
T5	187	12/12→					
T5 AWD	157	03/13→					
T5 AWD	180	05/14→					
T5 AWD	187	01/13→					
T5	183	01/14→		05/14→	2	11.8116-0340.1 390595	ATE
↓						11.8116-0345.2 390596	ATE

**VOLVO - V40 Schrägheck 03/12→**


**Führungshülzensatz, Bremssattel**

D2	84	03/12→	←	09/12→	11.0101-5407.2	260011	ATE
D3	110	03/12→03/15	→	09/12→	11.0101-5407.2	260011	ATE
D4	130	03/12→					
T3 GTDi	110	03/12→					
T4 GTDi	132	03/12→					
D2	88	02/15→	←		11.0101-5407.2	260011	ATE
D3	110	04/15→	→		11.0101-5407.2	260011	ATE
D4	140	05/14→					
T2	90	02/15→					
T2 GTDi	88	03/13→12/15					
T3	112	02/15→					
T4	147	04/14→					
T4	132	07/13→					
T4	140	08/15→					
T4 AWD	132	07/13→					
T4 AWD	140	05/14→					
T5	157	03/13→					
T5	180	05/14→					
T5	187	12/12→					
T5 AWD	157	03/13→					
T5 AWD	180	05/14→					
T5 AWD	187	01/13→					
T5	183	01/14→	←	05/14→	11.0101-5407.2	260011	ATE
			→	05/14→	11.0101-5407.2	260011	ATE








**Führungsbolzen, Bremssattel**










D2	84	03/12→		09/12→	11.8171-0008.1	990049	ATE
D3	110	03/12→03/15					
D4	130	03/12→					
T3 GTDi	110	03/12→					
T4 GTDi	132	03/12→					
D2	88	02/15→			11.8171-0008.1	990049	ATE
D3	110	04/15→					
D4	140	05/14→					
T2	90	02/15→					
T2 GTDi	88	03/13→12/15					
T3	112	02/15→					
T4	147	04/14→					
T4	132	07/13→					
T4	140	08/15→					
T4 AWD	132	07/13→					
T4 AWD	140	05/14→					
T5	157	03/13→					
T5	180	05/14→					
T5	187	12/12→					
T5 AWD	157	03/13→					
T5 AWD	180	05/14→					
T5 AWD	187	01/13→					
T5	183	01/14→		05/14→	11.8171-0008.1	990049	ATE

**VOLVO - V50 (MW) 12/03→12/12**




































 **Bremssattel**









1.6	74	01/05→12/12	←	☐; → 05/12;	11.9576-9975.2	220649	ATE Ø 57 - Halter
1.6 D2	84	01/10→12/12		passend für Felgengröße [Zoll]: 16,5			
2.0	107	10/06→12/12	←	☐; → 05/12;	11.9576-9976.2	220650	ATE Ø 57 - Halter
2.0 FlexFuel	107	01/10→12/12		passend für Felgengröße [Zoll]: 17			
D3	110	10/10→12/12					
D4	130	10/10→12/12	←	☐; → 05/12;	24.3571-9813.5	240557	ATE Ø 57 - Halter
T5	169	03/07→12/12		nicht für Felgengröße [Zoll]: 17			
			←	☐; → 05/12;	24.3571-9814.5	240558	ATE Ø 57 - Halter
				nicht für Felgengröße [Zoll]: 17			
			→	☐; → 491291	11.9387-7015.2	220627	ATE Ø 38 - Halter
			→	☐; → 491291	11.9387-7016.2	220628	ATE Ø 38 - Halter
			→	☐; 491292→; → 05/12	11.9387-7084.2	220960	ATE Ø 38 - Halter
			→	☐; 491292→; → 05/12	11.9387-7099.2	221053	ATE Ø 38 - Halter
1.6 D	81	01/05→12/11	←	☐; passend für Felgengröße [Zoll]: 16,5	11.9576-9975.2	220649	ATE Ø 57 - Halter
1.8	92	04/04→12/10					
2.0 D	100	04/04→12/10	←	☐; passend für Felgengröße [Zoll]: 17	11.9576-9976.2	220650	ATE Ø 57 - Halter
2.4	103	04/04→12/10					
2.4	125	04/04→12/10	←	☐; nicht für Felgengröße [Zoll]: 17	24.3571-9813.5	240557	ATE Ø 57 - Halter
2.4 AWD	125	08/06→12/09	←	☐; nicht für Felgengröße [Zoll]: 17	24.3571-9814.5	240558	ATE Ø 57 - Halter
2.4 D5	132	03/06→12/10					
2.4 Tdi	120	05/07→12/10	→	☐; → 491291	11.9387-7015.2	220627	ATE Ø 38 - Halter
T5	162	04/04→12/07	→	☐; → 491291	11.9387-7016.2	220628	ATE Ø 38 - Halter
T5 AWD	162	04/04→12/07	→	☐; 491292→	11.9387-7084.2	220960	ATE Ø 38 - Halter
T5 AWD	169	03/07→12/10	→	☐; 491292→	11.9387-7099.2	221053	ATE Ø 38 - Halter
↓							

	kw			 	! #			
<b>VOLVO - V50 (MW) 12/03→12/12</b>								
<b>Bremssattel</b>								
1.8 FlexFuel	92	01/05→12/10	←	☐; 04/07→; passend für Felgenreöße [Zoll]: 16,5		11.9576-9975.2	220649	ATE Ø 57 - Halter
			←	☐; 04/07→; passend für Felgenreöße [Zoll]: 17		11.9576-9976.2	220650	ATE Ø 57 - Halter
			←	☐; 04/07→; nicht für Felgenreöße [Zoll]: 17		24.3571-9813.5	240557	ATE Ø 57 - Halter
			←	☐; 04/07→; nicht für Felgenreöße [Zoll]: 17		24.3571-9814.5	240558	ATE Ø 57 - Halter
			→	☐; 04/07→; → 491291		11.9387-7015.2	220627	ATE Ø 38 - Halter
			→	☐; 04/07→; → 491291		11.9387-7016.2	220628	ATE Ø 38 - Halter
			→	☐; 491292→		11.9387-7084.2	220960	ATE Ø 38 - Halter
→	☐; 491292→		11.9387-7099.2	221053	ATE Ø 38 - Halter			
<b>Halter, Bremssattel</b>								
1.6	74	01/05→12/12	←	→ 05/12; nicht für Felgenreöße [Zoll]: 17		11.0230-0818.1	260135	ATE
1.6 D2	84	01/10→12/12	→	491292→; → 05/12		11.0230-0698.2	260091	ATE
2.0	107	10/06→12/12	→	491292→; → 05/12		11.0230-0698.2	260091	ATE
2.0 FlexFuel	107	01/10→12/12	→	→ 491291		11.0230-0698.2	260091	ATE
D3	110	10/10→12/12	→	→ 491291		11.0230-0698.2	260091	ATE
D4	130	10/10→12/12	→	→ 491291		11.0230-0698.2	260091	ATE
T5	169	03/07→12/12	→	→ 491291		11.0230-0698.2	260091	ATE
1.6 D	81	01/05→12/11	←	nicht für Felgenreöße [Zoll]: 17		11.0230-0818.1	260135	ATE
1.8	92	04/04→12/10	→	491292→		11.0230-0698.2	260091	ATE
2.0 D	100	04/04→12/10	→	491292→		11.0230-0698.2	260091	ATE
2.4	103	04/04→12/10	→	→ 491291		11.0230-0698.2	260091	ATE
2.4	125	04/04→12/10	→	→ 491291		11.0230-0698.2	260091	ATE
2.4 AWD	125	08/06→12/09	→	→ 491291		11.0230-0698.2	260091	ATE
2.4 D5	132	03/06→12/10	→	→ 491291		11.0230-0698.2	260091	ATE
2.4 Tdi	120	05/07→12/10	→	→ 491291		11.0230-0698.2	260091	ATE
T5	162	04/04→12/07	→	→ 491291		11.0230-0698.2	260091	ATE
T5 AWD	162	04/04→12/07	→	→ 491291		11.0230-0698.2	260091	ATE
T5 AWD	169	03/07→12/10	→	→ 491291		11.0230-0698.2	260091	ATE
1.8 FlexFuel	92	01/05→12/10	←	04/07→; nicht für Felgenreöße [Zoll]: 17		11.0230-0818.1	260135	ATE
			→	04/07→; → 491291		11.0230-0698.2	260091	ATE
			→	491292→		11.0230-0698.2	260091	ATE
<b>Feder, Bremssattel</b>								
1.6	74	01/05→12/12		491292→; → 05/12	2	11.8116-0340.1	390595	ATE
1.6 D2	84	01/10→12/12	←	→ 05/12	2	11.8116-0345.2	390596	ATE
2.0	107	10/06→12/12	→	491292→; → 05/12		11.8116-0356.1	390586	ATE
2.0 FlexFuel	107	01/10→12/12	→	→ 491291		11.8116-0340.1	390595	ATE
D3	110	10/10→12/12	→	→ 491291	2	11.8116-0340.1	390595	ATE
D4	130	10/10→12/12	→	→ 491291		11.8116-0340.1	390595	ATE
T5	169	03/07→12/12	→	→ 491291		11.8116-0340.1	390595	ATE
1.6 D	81	01/05→12/11		491292→	2	11.8116-0340.1	390595	ATE
1.8	92	04/04→12/10	←		2	11.8116-0345.2	390596	ATE
2.0 D	100	04/04→12/10	→			11.8116-0356.1	390586	ATE
2.4	103	04/04→12/10	→	→ 491291	2	11.8116-0340.1	390595	ATE
2.4	125	04/04→12/10	→	→ 491291		11.8116-0340.1	390595	ATE
2.4 AWD	125	08/06→12/09	→	→ 491291		11.8116-0340.1	390595	ATE
2.4 D5	132	03/06→12/10	→	→ 491291		11.8116-0340.1	390595	ATE
2.4 Tdi	120	05/07→12/10	→	→ 491291		11.8116-0340.1	390595	ATE
T5	162	04/04→12/07	→	→ 491291		11.8116-0340.1	390595	ATE
T5 AWD	162	04/04→12/07	→	→ 491291		11.8116-0340.1	390595	ATE
T5 AWD	169	03/07→12/10	→	→ 491291		11.8116-0340.1	390595	ATE
1.8 FlexFuel	92	01/05→12/10		491292→	2	11.8116-0340.1	390595	ATE
			←	04/07→	2	11.8116-0345.2	390596	ATE
			→	04/07→; → 491291	2	11.8116-0356.1	390586	ATE
			→	04/07→; → 491291	2	11.8116-0340.1	390595	ATE
<b>Führungshülzensatz, Bremssattel</b>								
1.6	74	01/05→12/12	←	→ 05/12		11.0101-5407.2	260011	ATE
1.6 D2	84	01/10→12/12	→	491292→; → 05/12		11.0101-5407.2	260011	ATE
2.0	107	10/06→12/12	→	491292→; → 05/12		11.0101-5407.2	260011	ATE
2.0 FlexFuel	107	01/10→12/12	→	→ 491291		11.0101-5407.2	260011	ATE
D3	110	10/10→12/12	→	→ 491291		11.0101-5407.2	260011	ATE
D4	130	10/10→12/12	→	→ 491291		11.0101-5407.2	260011	ATE
T5	169	03/07→12/12	→	→ 491291		11.0101-5407.2	260011	ATE
1.6 D	81	01/05→12/11	←			11.0101-5407.2	260011	ATE
1.8	92	04/04→12/10	→	491292→		11.0101-5407.2	260011	ATE
2.0 D	100	04/04→12/10	→	491292→		11.0101-5407.2	260011	ATE
2.4	103	04/04→12/10	→	→ 491291		11.0101-5407.2	260011	ATE
2.4	125	04/04→12/10	→	→ 491291		11.0101-5407.2	260011	ATE
2.4 AWD	125	08/06→12/09	→	→ 491291		11.0101-5407.2	260011	ATE
2.4 D5	132	03/06→12/10	→	→ 491291		11.0101-5407.2	260011	ATE
↓								








	kw			 	! #		
<b>VOLVO - V50 (MW) 12/03→12/12</b>							
<b>Führungshülzensatz, Bremsattel</b>							
2.4 Tdi	120	05/07→12/10	←			11.0101-5407.2 260011	ATE
T5	162	04/04→12/07	→	491292→		11.0101-5407.2 260011	ATE
T5 AWD	162	04/04→12/07	→	→ 491291		11.0101-5407.2 260011	ATE
T5 AWD	169	03/07→12/10	→			11.0101-5407.2 260011	ATE
1.8 FlexFuel	92	01/05→12/10	←	04/07→		11.0101-5407.2 260011	ATE
			→	04/07→; → 491291		11.0101-5407.2 260011	ATE
			→	491292→		11.0101-5407.2 260011	ATE
<b>Führungsbolzen, Bremsattel</b>							
1.6	74	01/05→12/12		491292→; → 05/12		11.8171-0008.1 990049	ATE
1.6 D2	84	01/10→12/12		→ 05/12		11.8171-0008.1 990049	ATE
2.0	107	10/06→12/12					
2.0 FlexFuel	107	01/10→12/12		→ 491291		11.8171-0008.1 990049	ATE
D3	110	10/10→12/12					
D4	130	10/10→12/12					
T5	169	03/07→12/12					
1.6 D	81	01/05→12/11		491292→		11.8171-0008.1 990049	ATE
1.8	92	04/04→12/10		→ 491291		11.8171-0008.1 990049	ATE
2.0 D	100	04/04→12/10					
2.4	103	04/04→12/10				11.8171-0008.1 990049	ATE
2.4	125	04/04→12/10					
2.4 AWD	125	08/06→12/09					
2.4 D5	132	03/06→12/10					
2.4 Tdi	120	05/07→12/10					
T5	162	04/04→12/07					
T5 AWD	162	04/04→12/07					
T5 AWD	169	03/07→12/10					
1.8 FlexFuel	92	01/05→12/10		04/07→; → 491291		11.8171-0008.1 990049	ATE
				04/07→		11.8171-0008.1 990049	ATE
				491292→		11.8171-0008.1 990049	ATE
<b> Bremsschlauch</b>							
1.6	74	01/05→12/12	←	→ 05/12; nicht für Felgenreöße [Zoll]: 17	2	83.7716-0398.3 330987	L= 395
1.6 D2	84	01/10→12/12	←	→ 05/12;	2	83.7788-0414.3 330988	L= 411
2.0	107	10/06→12/12	←	passend für Felgenreöße [Zoll]: 17			
2.0 FlexFuel	107	01/10→12/12	→	→ 05/12	2	83.7788-0383.3 330972	L= 382
D3	110	10/10→12/12					
D4	130	10/10→12/12					
T5	169	03/07→12/12					
1.6 D	81	01/05→12/11	←	nicht für Felgenreöße [Zoll]: 17	2	83.7716-0398.3 330987	L= 395
1.8	92	04/04→12/10	←	passend für Felgenreöße [Zoll]: 17	2	83.7788-0414.3 330988	L= 411
2.0 D	100	04/04→12/10	←				
2.4	103	04/04→12/10	→		2	83.7788-0383.3 330972	L= 382
2.4	125	04/04→12/10					
2.4 AWD	125	08/06→12/09					
2.4 D5	132	03/06→12/10					
2.4 Tdi	120	05/07→12/10					
T5	162	04/04→12/07					
1.8 FlexFuel	92	01/05→12/10	←	04/07→; nicht für Felgenreöße [Zoll]: 17	2	83.7716-0398.3 330987	L= 395
			←	04/07→;	2	83.7788-0414.3 330988	L= 411
			→	passend für Felgenreöße [Zoll]: 17			
			→	04/07→	2	83.7788-0383.3 330972	L= 382
T5 AWD	162	04/04→12/07	←	nicht für Felgenreöße [Zoll]: 17	2	83.7788-0414.3 330988	L= 411
T5 AWD	169	03/07→12/10	←	passend für Felgenreöße [Zoll]: 17	2	83.7788-0425.3 331232	L= 425
			→		2	83.7788-0386.3 331231	L= 386
<b>VOLVO - V60 07/10→</b>							
<b> Bremssattel</b>							
1.5 T2	90	10/15→	←	☐; 01/16→; für Bremsscheibendurchmesser [mm]: 300		11.9601-9711.2 220873	ATE Ø 60 - Halter
			←	☐; 01/16→; für Bremsscheibendurchmesser [mm]: 300		11.9601-9712.2 220874	ATE Ø 60 - Halter
			←	☐; 01/16→; für Bremsscheibendurchmesser [mm]: 336		11.9606-9945.2 220727	ATE Ø 60 - Halter
			←	☐; 01/16→; für Bremsscheibendurchmesser [mm]: 336		11.9606-9946.2 220728	ATE Ø 60 - Halter
			←	☐; 01/16→; für Bremsscheibendurchmesser [mm]: 316		11.9606-9949.2 220879	ATE Ø 60 - Halter
			↓				

















	kW			 	! #		
<b>VOLVO - V60 07/10→</b>							
 <b>Bremssattel</b>							
1.5 T2	90	10/15→	←	 ; 01/16→; für Bremsscheibendurchmesser [mm]: 316	<b>11.9606-9950.2</b>	<b>220880</b>	ATE Ø 60 - Halter
			→	 ; 01/16→; V	<b>24.6241-1703.7</b>	<b>220971</b>	TRW Ø 41 + EMot / - Halter + FSB
			→	 ; 01/16→; V	<b>24.6241-1704.7</b>	<b>220972</b>	TRW Ø 41 + EMot / - Halter + FSB
1.6 DRiVe 2.4 D5 2.4 D5 AWD	84 158 158	02/11→12/15 04/11→12/15 04/11→12/15	←	 ; 06/11→; für Bremsscheibendurchmesser [mm]: 300	<b>11.9601-9711.2</b>	<b>220873</b>	ATE Ø 60 - Halter
			←	 ; 06/11→; für Bremsscheibendurchmesser [mm]: 300	<b>11.9601-9712.2</b>	<b>220874</b>	ATE Ø 60 - Halter
			←	 ; 06/11→; für Bremsscheibendurchmesser [mm]: 336	<b>11.9606-9945.2</b>	<b>220727</b>	ATE Ø 60 - Halter
			←	 ; 06/11→; für Bremsscheibendurchmesser [mm]: 336	<b>11.9606-9946.2</b>	<b>220728</b>	ATE Ø 60 - Halter
			←	 ; 06/11→; für Bremsscheibendurchmesser [mm]: 316	<b>11.9606-9949.2</b>	<b>220879</b>	ATE Ø 60 - Halter
			←	 ; 06/11→; für Bremsscheibendurchmesser [mm]: 316	<b>11.9606-9950.2</b>	<b>220880</b>	ATE Ø 60 - Halter
			→	 ; 06/11→; V	<b>24.6241-1703.7</b>	<b>220971</b>	TRW Ø 41 + EMot / - Halter + FSB
			→	 ; 06/11→; V	<b>24.6241-1704.7</b>	<b>220972</b>	TRW Ø 41 + EMot / - Halter + FSB
			2.0 D2 2.0 D3 2.0 D4 2.4 D5 Hybrid AWD D4 D4 AWD D4 AWD D5 D5 D5 AWD D6 Hybrid AWD T3 T4F T5 T5 T6 T6 AWD T6 AWD	88 110 140 120 133 133 140 165 169 169 162 112 132 176 180 225 225 242	03/15→ 03/15→ 03/15→ 03/15→ 10/13→12/15 10/13→12/15 03/15→ 03/15→ 04/14→12/15 04/14→12/15 03/15→ 03/15→ 04/11→12/15 08/12→ 10/13→ 10/13→ 10/13→ 04/14→12/15	←	 ; für Bremsscheibendurchmesser [mm]: 300
←	 ; für Bremsscheibendurchmesser [mm]: 300	<b>11.9601-9712.2</b>				<b>220874</b>	ATE Ø 60 - Halter
←	 ; für Bremsscheibendurchmesser [mm]: 336	<b>11.9606-9945.2</b>				<b>220727</b>	ATE Ø 60 - Halter
←	 ; für Bremsscheibendurchmesser [mm]: 336	<b>11.9606-9946.2</b>				<b>220728</b>	ATE Ø 60 - Halter
←	 ; für Bremsscheibendurchmesser [mm]: 316	<b>11.9606-9949.2</b>				<b>220879</b>	ATE Ø 60 - Halter
←	 ; für Bremsscheibendurchmesser [mm]: 316	<b>11.9606-9950.2</b>				<b>220880</b>	ATE Ø 60 - Halter
→	 ; V	<b>24.6241-1703.7</b>				<b>220971</b>	TRW Ø 41 + EMot / - Halter + FSB
→	 ; V	<b>24.6241-1704.7</b>				<b>220972</b>	TRW Ø 41 + EMot / - Halter + FSB
←	 ; 11/10→; für Bremsscheibendurchmesser [mm]: 300	<b>11.9601-9711.2</b>				<b>220873</b>	ATE Ø 60 - Halter
←	 ; 11/10→; für Bremsscheibendurchmesser [mm]: 300	<b>11.9601-9712.2</b>				<b>220874</b>	ATE Ø 60 - Halter
←	 ; 11/10→; für Bremsscheibendurchmesser [mm]: 336	<b>11.9606-9945.2</b>				<b>220727</b>	ATE Ø 60 - Halter
←	 ; 11/10→; für Bremsscheibendurchmesser [mm]: 336	<b>11.9606-9946.2</b>				<b>220728</b>	ATE Ø 60 - Halter
←	 ; 11/10→; für Bremsscheibendurchmesser [mm]: 316	<b>11.9606-9949.2</b>				<b>220879</b>	ATE Ø 60 - Halter
←	 ; 11/10→; für Bremsscheibendurchmesser [mm]: 316	<b>11.9606-9950.2</b>				<b>220880</b>	ATE Ø 60 - Halter
→	 ; 11/10→; V	<b>24.6241-1703.7</b>				<b>220971</b>	TRW Ø 41 + EMot / - Halter + FSB
→	 ; 11/10→; V	<b>24.6241-1704.7</b>	<b>220972</b>	TRW Ø 41 + EMot / - Halter + FSB			
↓							








	kw			 	! #		
<b>VOLVO - V60 07/10→</b>							
 <b>Bremssattel</b>							
2.0 T4	140	03/15→	←	☐; 05/15→; für Bremsscheibendurchmesser [mm]: 300	11.9601-9711.2	220873	ATE Ø 60 - Halter
			←	☐; 05/15→; für Bremsscheibendurchmesser [mm]: 300	11.9601-9712.2	220874	ATE Ø 60 - Halter
			←	☐; 05/15→; für Bremsscheibendurchmesser [mm]: 336	11.9606-9945.2	220727	ATE Ø 60 - Halter
			←	☐; 05/15→; für Bremsscheibendurchmesser [mm]: 336	11.9606-9946.2	220728	ATE Ø 60 - Halter
			←	☐; 05/15→; für Bremsscheibendurchmesser [mm]: 316	11.9606-9949.2	220879	ATE Ø 60 - Halter
			←	☐; 05/15→; für Bremsscheibendurchmesser [mm]: 316	11.9606-9950.2	220880	ATE Ø 60 - Halter
			→	☐; 05/15→; V	24.6241-1703.7	220971	TRW Ø 41 + EMot / - Halter + FSB
			→	☐; 05/15→; V	24.6241-1704.7	220972	TRW Ø 41 + EMot / - Halter + FSB
2.4 Hybrid D6 AWD	158	06/12→12/15	←	☐; 11/12→; für Bremsscheibendurchmesser [mm]: 300	11.9601-9711.2	220873	ATE Ø 60 - Halter
			←	☐; 11/12→; für Bremsscheibendurchmesser [mm]: 300	11.9601-9712.2	220874	ATE Ø 60 - Halter
			←	☐; 11/12→; für Bremsscheibendurchmesser [mm]: 336	11.9606-9945.2	220727	ATE Ø 60 - Halter
			←	☐; 11/12→; für Bremsscheibendurchmesser [mm]: 336	11.9606-9946.2	220728	ATE Ø 60 - Halter
			←	☐; 11/12→; für Bremsscheibendurchmesser [mm]: 316	11.9606-9949.2	220879	ATE Ø 60 - Halter
			←	☐; 11/12→; für Bremsscheibendurchmesser [mm]: 316	11.9606-9950.2	220880	ATE Ø 60 - Halter
			→	☐; 11/12→; V	24.6241-1703.7	220971	TRW Ø 41 + EMot / - Halter + FSB
			→	☐; 11/12→; V	24.6241-1704.7	220972	TRW Ø 41 + EMot / - Halter + FSB
3.0 T AWD	258	04/14→	→	☐; 05/14→; V	24.6241-1703.7	220971	TRW Ø 41 + EMot / - Halter + FSB
			→	☐; 05/14→; V	24.6241-1704.7	220972	TRW Ø 41 + EMot / - Halter + FSB
D3	100	05/12→12/15	←	☐; 10/12→; für Bremsscheibendurchmesser [mm]: 300	11.9601-9711.2	220873	ATE Ø 60 - Halter
			←	☐; 10/12→; für Bremsscheibendurchmesser [mm]: 300	11.9601-9712.2	220874	ATE Ø 60 - Halter
			←	☐; 10/12→; für Bremsscheibendurchmesser [mm]: 336	11.9606-9945.2	220727	ATE Ø 60 - Halter
			←	☐; 10/12→; für Bremsscheibendurchmesser [mm]: 336	11.9606-9946.2	220728	ATE Ø 60 - Halter
			←	☐; 10/12→; für Bremsscheibendurchmesser [mm]: 316	11.9606-9949.2	220879	ATE Ø 60 - Halter
			←	☐; 10/12→; für Bremsscheibendurchmesser [mm]: 316	11.9606-9950.2	220880	ATE Ø 60 - Halter
			→	☐; 10/12→; V	24.6241-1703.7	220971	TRW Ø 41 + EMot / - Halter + FSB
			→	☐; 10/12→; V	24.6241-1704.7	220972	TRW Ø 41 + EMot / - Halter + FSB
D4 AWD	120	05/12→	←	☐; 12/12→; für Bremsscheibendurchmesser [mm]: 300	11.9601-9711.2	220873	ATE Ø 60 - Halter
↓							


















	kw			 	! #		
<b>VOLVO - V60 07/10→</b>							
<b>Bremssattel</b>							
D4 AWD	120	05/12→	←	☐; 12/12→; für Bremsscheibendurchmesser [mm]: 300	11.9601-9712.2	220874	ATE Ø 60 - Halter
			←	☐; 12/12→; für Bremsscheibendurchmesser [mm]: 336	11.9606-9945.2	220727	ATE Ø 60 - Halter
			←	☐; 12/12→; für Bremsscheibendurchmesser [mm]: 336	11.9606-9946.2	220728	ATE Ø 60 - Halter
			←	☐; 12/12→; für Bremsscheibendurchmesser [mm]: 316	11.9606-9949.2	220879	ATE Ø 60 - Halter
			←	☐; 12/12→; für Bremsscheibendurchmesser [mm]: 316	11.9606-9950.2	220880	ATE Ø 60 - Halter
			→	☐; 12/12→; V	24.6241-1703.7	220971	TRW Ø 41 + EMot / - Halter + FSB
			→	☐; 12/12→; V	24.6241-1704.7	220972	TRW Ø 41 + EMot / - Halter + FSB
T5	157	10/13→	←	☐; 04/14→; für Bremsscheibendurchmesser [mm]: 300	11.9601-9711.2	220873	ATE Ø 60 - Halter
			←	☐; 04/14→; für Bremsscheibendurchmesser [mm]: 300	11.9601-9712.2	220874	ATE Ø 60 - Halter
			←	☐; 04/14→; für Bremsscheibendurchmesser [mm]: 336	11.9606-9945.2	220727	ATE Ø 60 - Halter
			←	☐; 04/14→; für Bremsscheibendurchmesser [mm]: 336	11.9606-9946.2	220728	ATE Ø 60 - Halter
			←	☐; 04/14→; für Bremsscheibendurchmesser [mm]: 316	11.9606-9949.2	220879	ATE Ø 60 - Halter
			←	☐; 04/14→; für Bremsscheibendurchmesser [mm]: 316	11.9606-9950.2	220880	ATE Ø 60 - Halter
			→	☐; 04/14→; V	24.6241-1703.7	220971	TRW Ø 41 + EMot / - Halter + FSB
			→	☐; 04/14→; V	24.6241-1704.7	220972	TRW Ø 41 + EMot / - Halter + FSB
<b>Halter, Bremssattel</b>							
1.5 T2	90	10/15→	←	01/16→; für Bremsscheibendurchmesser [mm]: 300	11.0230-0934.1	260128	ATE
1.6 DRIVe	84	02/11→12/15	←	06/11→; für Bremsscheibendurchmesser [mm]: 300	11.0230-0934.1	260128	ATE
2.4 D5	158	04/11→12/15					
2.4 D5 AWD	158	04/11→12/15					
2.0 D2	88	03/15→	←	für Bremsscheibendurchmesser [mm]: 300	11.0230-0934.1	260128	ATE
2.0 D3	110	03/15→					
2.0 D4	140	03/15→					
2.4 D5 Hybrid AWD	120	03/15→					
D4	133	10/13→12/15					
D4 AWD	133	10/13→12/15					
D4 AWD	140	03/15→					
D5	165	03/15→					
D5	169	04/14→12/15					
D5 AWD	169	04/14→12/15					
D6 Hybrid AWD	162	03/15→					
T3	112	03/15→					
T4F	132	04/11→12/15					
T5	176	08/12→					
T5	180	10/13→					
T6	225	10/13→					
T6 AWD	225	10/13→					
T6 AWD	242	04/14→12/15					
2.0 T	149	07/10→12/12	←	11/10→; für Bremsscheibendurchmesser [mm]: 300	11.0230-0934.1	260128	ATE
D3 / D4	120	07/10→12/14					
D5	151	07/10→12/11					
D5 AWD	151	07/10→12/11					
T3	110	09/10→12/15					
T4	132	09/10→12/15					
T5	177	09/10→12/14					
T6 AWD	224	07/10→12/15					
2.0 T4	140	03/15→	←	05/15→; für Bremsscheibendurchmesser [mm]: 300	11.0230-0934.1	260128	ATE
↓							

	kW			 	! #						
<b>VOLVO - V60 07/10→</b>											
<b>Halter, Bremssattel</b>											
2.4 Hybrid D6 AWD	158	06/12→12/15	←	11/12→; für Bremsscheibendurchmesser [mm]: 300		11.0230-0934.1 260128	ATE				
D3	100	05/12→12/15	←	10/12→; für Bremsscheibendurchmesser [mm]: 300		11.0230-0934.1 260128	ATE				
D4 AWD	120	05/12→	←	12/12→; für Bremsscheibendurchmesser [mm]: 300		11.0230-0934.1 260128	ATE				
T5	157	10/13→	←	04/14→; für Bremsscheibendurchmesser [mm]: 300		11.0230-0934.1 260128	ATE				
<b>Feder, Bremssattel</b>											
1.5 T2	90	10/15→		01/16→; für Bremsscheibendurchmesser [mm]: 300	2	11.8116-0206.1 390593	ATE				
				01/16→; für Bremsscheibendurchmesser [mm]: 316	2	11.8116-0388.2 390588	ATE				
				01/16→; für Bremsscheibendurchmesser [mm]: 336	2	11.8116-0388.2 390588	ATE				
1.6 DRIVe 2.4 D5 2.4 D5 AWD	84 158 158	02/11→12/15 04/11→12/15 04/11→12/15		06/11→; für Bremsscheibendurchmesser [mm]: 300	2	11.8116-0206.1 390593	ATE				
				06/11→; für Bremsscheibendurchmesser [mm]: 316	2	11.8116-0388.2 390588	ATE				
				06/11→; für Bremsscheibendurchmesser [mm]: 336	2	11.8116-0388.2 390588	ATE				
2.0 D2 2.0 D3 2.0 D4 2.4 D5 Hybrid AWD D4 D4 AWD D4 AWD D5 D5 D5 AWD D5 AWD D6 Hybrid AWD T3 T4F T5 T5 T6 T6 AWD T6 AWD	88 110 140 120 133 133 140 165 169 169 162 112 132 176 180 225 225 242	03/15→ 03/15→ 03/15→ 03/15→ 10/13→12/15 10/13→12/15 03/15→ 03/15→ 04/14→12/15 04/14→12/15 03/15→ 03/15→ 04/11→12/15 08/12→ 10/13→ 10/13→ 10/13→ 04/14→12/15		für Bremsscheibendurchmesser [mm]: 300	2	11.8116-0206.1 390593	ATE				
				für Bremsscheibendurchmesser [mm]: 336	2	11.8116-0388.2 390588	ATE				
				für Bremsscheibendurchmesser [mm]: 316	2	11.8116-0388.2 390588	ATE				
				2.0 T D3 / D4 D5 D5 AWD T3 T4 T5 T6 AWD	149 120 151 151 110 132 177 224	07/10→12/12 07/10→12/14 07/10→12/11 07/10→12/11 09/10→12/15 09/10→12/15 09/10→12/14 07/10→12/15		11/10→; für Bremsscheibendurchmesser [mm]: 300	2	11.8116-0206.1 390593	ATE
								11/10→; für Bremsscheibendurchmesser [mm]: 316	2	11.8116-0388.2 390588	ATE
								11/10→; für Bremsscheibendurchmesser [mm]: 336	2	11.8116-0388.2 390588	ATE
				2.0 T4	140	03/15→		05/15→; für Bremsscheibendurchmesser [mm]: 300	2	11.8116-0206.1 390593	ATE
								05/15→; für Bremsscheibendurchmesser [mm]: 336	2	11.8116-0388.2 390588	ATE
								05/15→; für Bremsscheibendurchmesser [mm]: 316	2	11.8116-0388.2 390588	ATE
				2.4 Hybrid D6 AWD	158	06/12→12/15		11/12→; für Bremsscheibendurchmesser [mm]: 300	2	11.8116-0206.1 390593	ATE
								11/12→; für Bremsscheibendurchmesser [mm]: 336	2	11.8116-0388.2 390588	ATE
								11/12→; für Bremsscheibendurchmesser [mm]: 316	2	11.8116-0388.2 390588	ATE
				↓							

	kw			 	! #			
<b>VOLVO - V60 07/10→</b>								
<b>Feder, Bremssattel</b>								
D3	100	05/12→12/15		10/12→; für Bremsscheibendurchmesser [mm]: 300	2	11.8116-0206.1	390593	ATE
				10/12→; für Bremsscheibendurchmesser [mm]: 316	2	11.8116-0388.2	390588	ATE
				10/12→; für Bremsscheibendurchmesser [mm]: 336	2	11.8116-0388.2	390588	ATE
D4 AWD	120	05/12→		12/12→; für Bremsscheibendurchmesser [mm]: 300	2	11.8116-0206.1	390593	ATE
				12/12→; für Bremsscheibendurchmesser [mm]: 336	2	11.8116-0388.2	390588	ATE
				12/12→; für Bremsscheibendurchmesser [mm]: 316	2	11.8116-0388.2	390588	ATE
T5	157	10/13→		04/14→; für Bremsscheibendurchmesser [mm]: 300	2	11.8116-0206.1	390593	ATE
				04/14→; für Bremsscheibendurchmesser [mm]: 336	2	11.8116-0388.2	390588	ATE
				04/14→; für Bremsscheibendurchmesser [mm]: 316	2	11.8116-0388.2	390588	ATE
<b>Führungshülzensatz, Bremssattel</b>								
1.5 T2	90	10/15→	←	01/16→; für Bremsscheibendurchmesser [mm]: 300		11.0101-5407.2	260011	ATE
			←	01/16→; für Bremsscheibendurchmesser [mm]: 316		11.0101-5704.2	260095	ATE
			←	01/16→; für Bremsscheibendurchmesser [mm]: 336		11.0101-5704.2	260095	ATE
1.6 DRiVe 2.4 D5 2.4 D5 AWD	84	02/11→12/15	←	06/11→; für Bremsscheibendurchmesser [mm]: 300		11.0101-5407.2	260011	ATE
	158	04/11→12/15						
	158	04/11→12/15	←	06/11→; für Bremsscheibendurchmesser [mm]: 316		11.0101-5704.2	260095	ATE
			←	06/11→; für Bremsscheibendurchmesser [mm]: 336		11.0101-5704.2	260095	ATE
2.0 D2 2.0 D3 2.0 D4 2.4 D5 Hybrid AWD D4 D4 AWD D4 AWD D5 D5 D5 AWD D6 Hybrid AWD T3 T4F T5 T5 T6 T6 AWD T6 AWD	88	03/15→	←	für Bremsscheibendurchmesser [mm]: 300		11.0101-5407.2	260011	ATE
	110	03/15→						
	140	03/15→	←	für Bremsscheibendurchmesser [mm]: 316		11.0101-5704.2	260095	ATE
	120	03/15→						
	133	10/13→12/15	←	für Bremsscheibendurchmesser [mm]: 336		11.0101-5704.2	260095	ATE
	133	10/13→12/15						
	140	03/15→						
	165	03/15→						
	169	04/14→12/15						
	169	04/14→12/15						
	162	03/15→						
	112	03/15→						
	132	04/11→12/15						
	176	08/12→						
	180	10/13→						
	225	10/13→						
225	10/13→							
242	04/14→12/15							
2.0 T D3 / D4 D5 D5 AWD T3 T4 T5 T6 AWD	149	07/10→12/12	←	11/10→; für Bremsscheibendurchmesser [mm]: 300		11.0101-5407.2	260011	ATE
	120	07/10→12/14						
	151	07/10→12/11	←	11/10→; für Bremsscheibendurchmesser [mm]: 336		11.0101-5704.2	260095	ATE
	151	07/10→12/11						
	110	09/10→12/15	←	11/10→; für Bremsscheibendurchmesser [mm]: 316		11.0101-5704.2	260095	ATE
	132	09/10→12/15						
2.0 T4	177	09/10→12/14	←	11/10→; für Bremsscheibendurchmesser [mm]: 300		11.0101-5407.2	260011	ATE
	224	07/10→12/15						
↓								

	kW			 	! #		
<b>VOLVO - V60 07/10→</b>							
<b>Führungshülzensatz, Bremssattel</b>							
2.0 T4	140	03/15→	←	05/15→; für Bremsscheibendurchmesser [mm]: 336	11.0101-5704.2	260095	ATE
			←	05/15→; für Bremsscheibendurchmesser [mm]: 316	11.0101-5704.2	260095	ATE
2.4 Hybrid D6 AWD	158	06/12→12/15	←	11/12→; für Bremsscheibendurchmesser [mm]: 300	11.0101-5407.2	260011	ATE
			←	11/12→; für Bremsscheibendurchmesser [mm]: 316	11.0101-5704.2	260095	ATE
			←	11/12→; für Bremsscheibendurchmesser [mm]: 336	11.0101-5704.2	260095	ATE
D3	100	05/12→12/15	←	10/12→; für Bremsscheibendurchmesser [mm]: 300	11.0101-5407.2	260011	ATE
			←	10/12→; für Bremsscheibendurchmesser [mm]: 316	11.0101-5704.2	260095	ATE
			←	10/12→; für Bremsscheibendurchmesser [mm]: 336	11.0101-5704.2	260095	ATE
D4 AWD	120	05/12→	←	12/12→; für Bremsscheibendurchmesser [mm]: 300	11.0101-5407.2	260011	ATE
			←	12/12→; für Bremsscheibendurchmesser [mm]: 316	11.0101-5704.2	260095	ATE
			←	12/12→; für Bremsscheibendurchmesser [mm]: 336	11.0101-5704.2	260095	ATE
T5	157	10/13→	←	04/14→; für Bremsscheibendurchmesser [mm]: 300	11.0101-5407.2	260011	ATE
			←	04/14→; für Bremsscheibendurchmesser [mm]: 316	11.0101-5704.2	260095	ATE
			←	04/14→; für Bremsscheibendurchmesser [mm]: 336	11.0101-5704.2	260095	ATE
<b>Führungsbolzen, Bremssattel</b>							
1.5 T2	90	10/15→		01/16→; für Bremsscheibendurchmesser [mm]: 336	11.8171-0008.1	990049	ATE
				01/16→; für Bremsscheibendurchmesser [mm]: 300	11.8171-0008.1	990049	ATE
1.6 DRIVe 2.4 D5 2.4 D5 AWD	84	02/11→12/15		06/11→; für Bremsscheibendurchmesser [mm]: 300	11.8171-0008.1	990049	ATE
	158	04/11→12/15					
	158	04/11→12/15		06/11→; für Bremsscheibendurchmesser [mm]: 336	11.8171-0008.1	990049	ATE
2.0 D2 2.0 D3 2.0 D4 2.4 D5 Hybrid AWD D4 D4 AWD D4 AWD D5 D5 D5 AWD D5 AWD D6 Hybrid AWD T3 T4F T5 T5 T6 T6 AWD T6 AWD	88	03/15→		für Bremsscheibendurchmesser [mm]: 336	11.8171-0008.1	990049	ATE
	110	03/15→					
	140	03/15→					
	120	03/15→					
	133	10/13→12/15					
	133	10/13→12/15					
	140	03/15→					
	165	03/15→					
	169	04/14→12/15					
	169	04/14→12/15					
	162	03/15→					
	112	03/15→					
	132	04/11→12/15					
	176	08/12→					
	180	10/13→					
	225	10/13→					
	225	10/13→					
242	04/14→12/15						
2.0 T	149	07/10→12/12		11/10→; für Bremsscheibendurchmesser [mm]: 300	11.8171-0008.1	990049	ATE
D3 / D4	120	07/10→12/14					
D5	151	07/10→12/11					
D5 AWD	151	07/10→12/11					
T3	110	09/10→12/15					
↓							

	kW			 	! #		
<b>VOLVO - V60 07/10→</b>							
<b>Führungsbolzen, Bremsattel</b>							
T4 T5 T6 AWD	132 177 224	09/10→12/15 09/10→12/14 07/10→12/15		11/10→; für Bremsscheibendurchmesser [mm]: 336		11.8171-0008.1 990049	ATE
2.0 T4	140	03/15→		05/15→; für Bremsscheibendurchmesser [mm]: 336		11.8171-0008.1 990049	ATE
				05/15→; für Bremsscheibendurchmesser [mm]: 300		11.8171-0008.1 990049	ATE
2.4 Hybrid D6 AWD	158	06/12→12/15		11/12→; für Bremsscheibendurchmesser [mm]: 300		11.8171-0008.1 990049	ATE
				11/12→; für Bremsscheibendurchmesser [mm]: 336		11.8171-0008.1 990049	ATE
D3	100	05/12→12/15		10/12→; für Bremsscheibendurchmesser [mm]: 336		11.8171-0008.1 990049	ATE
				10/12→; für Bremsscheibendurchmesser [mm]: 300		11.8171-0008.1 990049	ATE
D4 AWD	120	05/12→		12/12→; für Bremsscheibendurchmesser [mm]: 336		11.8171-0008.1 990049	ATE
				12/12→; für Bremsscheibendurchmesser [mm]: 300		11.8171-0008.1 990049	ATE
T5	157	10/13→		04/14→; für Bremsscheibendurchmesser [mm]: 300		11.8171-0008.1 990049	ATE
				04/14→; für Bremsscheibendurchmesser [mm]: 336		11.8171-0008.1 990049	ATE
<b>Dichtungssatz, Bremsattel</b>							
1.5 T2	90	10/15→	←	01/16→; für Bremsscheibendurchmesser [mm]: 316		11.0441-6008.2 250038	ATE für Kolben-Ø [mm]: 60
			←	01/16→; für Bremsscheibendurchmesser [mm]: 300		11.0441-6008.2 250038	ATE für Kolben-Ø [mm]: 60
			←	01/16→; für Bremsscheibendurchmesser [mm]: 336		11.0441-6008.2 250038	ATE für Kolben-Ø [mm]: 60
1.6 DRiVe 2.4 D5 2.4 D5 AWD	84 158 158	02/11→12/15 04/11→12/15 04/11→12/15	←	06/11→; für Bremsscheibendurchmesser [mm]: 300		11.0441-6008.2 250038	ATE für Kolben-Ø [mm]: 60
			←	06/11→; für Bremsscheibendurchmesser [mm]: 316		11.0441-6008.2 250038	ATE für Kolben-Ø [mm]: 60
			←	06/11→; für Bremsscheibendurchmesser [mm]: 336		11.0441-6008.2 250038	ATE für Kolben-Ø [mm]: 60
2.0 D2 2.0 D3 2.0 D4 2.4 D5 Hybrid AWD D4 D4 AWD D4 AWD D5 D5 D5 AWD D5 AWD D6 Hybrid AWD T3 T4F T5 T5 T6 T6 AWD T6 AWD	88 110 140 120 133 133 140 165 169 169 162 112 132 176 180 225 225 242	03/15→ 03/15→ 03/15→ 03/15→ 10/13→12/15 10/13→12/15 03/15→ 03/15→ 04/14→12/15 04/14→12/15 03/15→ 03/15→ 04/11→12/15 08/12→ 10/13→ 10/13→ 10/13→ 04/14→12/15	←	für Bremsscheibendurchmesser [mm]: 316		11.0441-6008.2 250038	ATE für Kolben-Ø [mm]: 60
			←	für Bremsscheibendurchmesser [mm]: 300		11.0441-6008.2 250038	ATE für Kolben-Ø [mm]: 60
			←	für Bremsscheibendurchmesser [mm]: 336		11.0441-6008.2 250038	ATE für Kolben-Ø [mm]: 60
			←	für Bremsscheibendurchmesser [mm]: 336		11.0441-6008.2 250038	ATE für Kolben-Ø [mm]: 60
			←	für Bremsscheibendurchmesser [mm]: 336		11.0441-6008.2 250038	ATE für Kolben-Ø [mm]: 60
			←	für Bremsscheibendurchmesser [mm]: 336		11.0441-6008.2 250038	ATE für Kolben-Ø [mm]: 60
			←	für Bremsscheibendurchmesser [mm]: 336		11.0441-6008.2 250038	ATE für Kolben-Ø [mm]: 60
			←	für Bremsscheibendurchmesser [mm]: 336		11.0441-6008.2 250038	ATE für Kolben-Ø [mm]: 60
			←	für Bremsscheibendurchmesser [mm]: 336		11.0441-6008.2 250038	ATE für Kolben-Ø [mm]: 60
			←	für Bremsscheibendurchmesser [mm]: 336		11.0441-6008.2 250038	ATE für Kolben-Ø [mm]: 60
			←	für Bremsscheibendurchmesser [mm]: 336		11.0441-6008.2 250038	ATE für Kolben-Ø [mm]: 60
			←	für Bremsscheibendurchmesser [mm]: 336		11.0441-6008.2 250038	ATE für Kolben-Ø [mm]: 60
			←	für Bremsscheibendurchmesser [mm]: 336		11.0441-6008.2 250038	ATE für Kolben-Ø [mm]: 60
			←	für Bremsscheibendurchmesser [mm]: 336		11.0441-6008.2 250038	ATE für Kolben-Ø [mm]: 60
	2.0 T D3 / D4 D5 D5 AWD T3 T4 T5 T6 AWD ↓	149 120 151 151 110 132 177 224	07/10→12/12 07/10→12/14 07/10→12/11 07/10→12/11 09/10→12/15 09/10→12/15 09/10→12/14 07/10→12/15	←	11/10→; für Bremsscheibendurchmesser [mm]: 300		11.0441-6008.2 250038
			←	11/10→; für Bremsscheibendurchmesser [mm]: 336		11.0441-6008.2 250038	ATE für Kolben-Ø [mm]: 60

	kw			 	! #		
<b>VOLVO - V60 07/10→</b>							
<b>Dichtungssatz, Bremsattel</b>							
2.0 T D3 / D4 D5 D5 AWD T3 T4 T5 T6 AWD	149 120 151 151 110 132 177 224	07/10→12/12 07/10→12/14 07/10→12/11 07/10→12/11 09/10→12/15 09/10→12/15 09/10→12/14 07/10→12/15	←	11/10→; für Bremsscheibendurchmesser [mm]: 316		11.0441-6008.2 250038	ATE für Kolben-Ø [mm]: 60
2.0 T4	140	03/15→	←	05/15→; für Bremsscheibendurchmesser [mm]: 336		11.0441-6008.2 250038	ATE für Kolben-Ø [mm]: 60
			←	05/15→; für Bremsscheibendurchmesser [mm]: 316		11.0441-6008.2 250038	ATE für Kolben-Ø [mm]: 60
			←	05/15→; für Bremsscheibendurchmesser [mm]: 300		11.0441-6008.2 250038	ATE für Kolben-Ø [mm]: 60
2.4 Hybrid D6 AWD	158	06/12→12/15	←	11/12→; für Bremsscheibendurchmesser [mm]: 300		11.0441-6008.2 250038	ATE für Kolben-Ø [mm]: 60
			←	11/12→; für Bremsscheibendurchmesser [mm]: 316		11.0441-6008.2 250038	ATE für Kolben-Ø [mm]: 60
			←	11/12→; für Bremsscheibendurchmesser [mm]: 336		11.0441-6008.2 250038	ATE für Kolben-Ø [mm]: 60
D3	100	05/12→12/15	←	10/12→; für Bremsscheibendurchmesser [mm]: 300		11.0441-6008.2 250038	ATE für Kolben-Ø [mm]: 60
			←	10/12→; für Bremsscheibendurchmesser [mm]: 316		11.0441-6008.2 250038	ATE für Kolben-Ø [mm]: 60
			←	10/12→; für Bremsscheibendurchmesser [mm]: 336		11.0441-6008.2 250038	ATE für Kolben-Ø [mm]: 60
D4 AWD	120	05/12→	←	12/12→; für Bremsscheibendurchmesser [mm]: 300		11.0441-6008.2 250038	ATE für Kolben-Ø [mm]: 60
			←	12/12→; für Bremsscheibendurchmesser [mm]: 316		11.0441-6008.2 250038	ATE für Kolben-Ø [mm]: 60
			←	12/12→; für Bremsscheibendurchmesser [mm]: 336		11.0441-6008.2 250038	ATE für Kolben-Ø [mm]: 60
T5	157	10/13→	←	04/14→; für Bremsscheibendurchmesser [mm]: 316		11.0441-6008.2 250038	ATE für Kolben-Ø [mm]: 60
			←	04/14→; für Bremsscheibendurchmesser [mm]: 336		11.0441-6008.2 250038	ATE für Kolben-Ø [mm]: 60
			←	04/14→; für Bremsscheibendurchmesser [mm]: 300		11.0441-6008.2 250038	ATE für Kolben-Ø [mm]: 60
<b> Bremsschlauch</b>							
1.5 T2	90	10/15→	←	01/16→; passend für Felgengröße [Zoll]: 17	2	24.5162-0375.3 331203	L= 375
			←	01/16→; passend für Felgengröße [Zoll]: 16	2	24.5162-0390.3 331199	L= 390
			→	☐; 01/16→		24.5133-0310.3 331197	L= 310
			→	☐; 01/16→		24.5133-0311.3 331198	L= 310
1.6 DRiVe 2.4 D5 2.4 D5 AWD	84 158 158	02/11→12/15 04/11→12/15 04/11→12/15	←	06/11→; passend für Felgengröße [Zoll]: 17	2	24.5162-0375.3 331203	L= 375
			←	06/11→; passend für Felgengröße [Zoll]: 16	2	24.5162-0390.3 331199	L= 390
			→	☐; 06/11→		24.5133-0310.3 331197	L= 310
			→	☐; 06/11→		24.5133-0311.3 331198	L= 310
2.0 D2 2.0 D3 2.0 D4 2.4 D5 Hybrid AWD	88 110 140 120	03/15→ 03/15→ 03/15→ 03/15→	←	passend für Felgengröße [Zoll]: 17	2	24.5162-0375.3 331203	L= 375
			←	passend für Felgengröße [Zoll]: 16	2	24.5162-0390.3 331199	L= 390
D4 D4 AWD D4 AWD D5 D5 D5 AWD	133 133 140 165 169 169	10/13→12/15 10/13→12/15 03/15→ 03/15→ 04/14→12/15 04/14→12/15	→	☐		24.5133-0310.3 331197	L= 310
			→	☐		24.5133-0311.3 331198	L= 310

**VOLVO - V60 07/10→**








**Bremsschlauch**

D6 Hybrid AWD T3 T4F T5 T5 T6 T6 AWD	162 112 132 176 180 225 225	03/15→ 03/15→ 04/11→12/15 08/12→ 10/13→ 10/13→ 10/13→	← ← → → →	passend für Felgengröße [Zoll]: 17 passend für Felgengröße [Zoll]: 16  ☐ ☐ ☐	2 2    	<b>24.5162-0375.3</b> <b>331203</b> <b>24.5162-0390.3</b> <b>331199</b>  <b>24.5133-0310.3</b> <b>331197</b> <b>24.5133-0311.3</b> <b>331198</b>	L= 375 L= 390  L= 310 L= 310
2.0 T D3 / D4 D5 D5 AWD T3 T4 T5 T6 AWD	149 120 151 151 110 132 177 224	07/10→12/12 07/10→12/14 07/10→12/11 07/10→12/11 09/10→12/15 09/10→12/15 09/10→12/14 07/10→12/15	← ← ← → → →	11/10→; passend für Felgengröße [Zoll]: 17 11/10→; passend für Felgengröße [Zoll]: 16 ☐; 11/10→ ☐; 11/10→	2 2    	<b>24.5162-0375.3</b> <b>331203</b> <b>24.5162-0390.3</b> <b>331199</b>  <b>24.5133-0310.3</b> <b>331197</b> <b>24.5133-0311.3</b> <b>331198</b>	L= 375 L= 390  L= 310 L= 310
2.0 T4	140	03/15→	← ← → →	05/15→; passend für Felgengröße [Zoll]: 17 05/15→; passend für Felgengröße [Zoll]: 16 ☐; 05/15→ ☐; 05/15→	2 2   	<b>24.5162-0375.3</b> <b>331203</b> <b>24.5162-0390.3</b> <b>331199</b>  <b>24.5133-0310.3</b> <b>331197</b> <b>24.5133-0311.3</b> <b>331198</b>	L= 375 L= 390  L= 310 L= 310
2.4 Hybrid D6 AWD	158	06/12→12/15	← ← → →	11/12→; passend für Felgengröße [Zoll]: 17 11/12→; passend für Felgengröße [Zoll]: 16 ☐; 11/12→ ☐; 11/12→	2 2   	<b>24.5162-0375.3</b> <b>331203</b> <b>24.5162-0390.3</b> <b>331199</b>  <b>24.5133-0310.3</b> <b>331197</b> <b>24.5133-0311.3</b> <b>331198</b>	L= 375 L= 390  L= 310 L= 310
3.0 T AWD	258	04/14→	→ →	☐; 05/14→ ☐; 05/14→	  	<b>24.5133-0310.3</b> <b>331197</b> <b>24.5133-0311.3</b> <b>331198</b>	L= 310 L= 310
D3	100	05/12→12/15	← ← → →	10/12→; passend für Felgengröße [Zoll]: 17 10/12→; passend für Felgengröße [Zoll]: 16 ☐; 10/12→ ☐; 10/12→	2 2   	<b>24.5162-0375.3</b> <b>331203</b> <b>24.5162-0390.3</b> <b>331199</b>  <b>24.5133-0310.3</b> <b>331197</b> <b>24.5133-0311.3</b> <b>331198</b>	L= 375 L= 390  L= 310 L= 310
D4 AWD	120	05/12→	← ← → →	12/12→; passend für Felgengröße [Zoll]: 17 12/12→; passend für Felgengröße [Zoll]: 16 ☐; 12/12→ ☐; 12/12→	2 2   	<b>24.5162-0375.3</b> <b>331203</b> <b>24.5162-0390.3</b> <b>331199</b>  <b>24.5133-0310.3</b> <b>331197</b> <b>24.5133-0311.3</b> <b>331198</b>	L= 375 L= 390  L= 310 L= 310
T5	157	10/13→	← ← → →	04/14→; passend für Felgengröße [Zoll]: 17 04/14→; passend für Felgengröße [Zoll]: 16 ☐; 04/14→ ☐; 04/14→	2 2   	<b>24.5162-0375.3</b> <b>331203</b> <b>24.5162-0390.3</b> <b>331199</b>  <b>24.5133-0310.3</b> <b>331197</b> <b>24.5133-0311.3</b> <b>331198</b>	L= 375 L= 390  L= 310 L= 310
T6 AWD	242	04/14→12/15	→ →	☐ ☐	  	<b>24.5133-0310.3</b> <b>331197</b> <b>24.5133-0311.3</b> <b>331198</b>	L= 310 L= 310








**VOLVO - V70 I (LV) 12/95→12/00**








**Bremssattel**










2.0 2.0 2.0 2.0 Turbo 2.3 Turbo 2.4 2.5 TDi AWD	93 105 132 155 184 106 103	12/95→03/00 12/95→03/00 11/96→03/00 12/95→03/00 12/95→03/00 12/95→03/00 11/96→02/00	← ← ← → → → →	☐; 01/97→ ☐; 01/97→ ☐; 01/97→ ☐; 01/97→ ☐; 01/97→ ☐; 01/97→	      	<b>11.9571-9972.2</b> <b>220606</b> <b>24.3571-9971.5</b> <b>240617</b>  <b>13.2381-0097.2</b> <b>210239</b> <b>24.9238-0097.5</b> <b>230037</b> <b>24.9238-0098.5</b> <b>230038</b>	ATE Ø 57 - Halter ATE Ø 57 - Halter  ATE Ø 38 ATE Ø 38 ATE Ø 38
2.0 2.4 Bifuel	120 103	01/97→12/00 08/99→12/00	← ← → →	☐; → 03/00 ☐; → 03/00 ☐; → 03/00 ☐; → 03/00	    	<b>11.9571-9972.2</b> <b>220606</b> <b>24.3571-9971.5</b> <b>240617</b>  <b>13.2381-0097.2</b> <b>210239</b> <b>24.9238-0097.5</b> <b>230037</b> <b>24.9238-0098.5</b> <b>230038</b>	ATE Ø 57 - Halter ATE Ø 57 - Halter  ATE Ø 38 ATE Ø 38 ATE Ø 38
2.0 Turbo 2.3 2.3 T-5 2.4 2.4 Turbo ↓	166 177 176 125 142	11/96→12/00 11/96→11/00 11/96→12/00 12/95→05/00 04/96→12/00	← ← ← →	☐; 01/97→ 03/00 ☐; 01/97→ 03/00 ☐; 01/97→ 03/00 ☐; 01/97→ 03/00	     	<b>11.9571-9972.2</b> <b>220606</b> <b>24.3571-9971.5</b> <b>240617</b>  <b>13.2381-0097.2</b> <b>210239</b>	ATE Ø 57 - Halter ATE Ø 57 - Halter  ATE Ø 38









	kW			 	! #		
<b>VOLVO - V70 I (LV) 12/95→12/00</b>							
<b>Bremssattel</b>							
2.5 TDI	103	12/95→12/00	➡	☐; 01/97→03/00		24.9238-0097.5 230037	ATE Ø 38
			➡	☐; 01/97→03/00		24.9238-0098.5 230038	ATE Ø 38
2.0 Turbo AWD	166	11/96→12/00	⬅	☐; 01/97→03/00		11.9571-9972.2 220606	ATE Ø 57 - Halter
2.4 Turbo AWD	142	04/96→12/00	⬅	☐; 01/97→03/00		24.3571-9971.5 240617	ATE Ø 57 - Halter
2.3 AWD	177	04/97→09/98	⬅	☐		11.9571-9972.2 220606	ATE Ø 57 - Halter
2.4	121	06/98→12/99	⬅	☐		24.3571-9971.5 240617	ATE Ø 57 - Halter
			➡	☐		13.2381-0097.2 210239	ATE Ø 38
			➡	☐		24.9238-0097.5 230037	ATE Ø 38
			➡	☐		24.9238-0098.5 230038	ATE Ø 38
2.3 T-5 AWD	176	01/97→12/00	⬅	☐; →03/00		11.9571-9972.2 220606	ATE Ø 57 - Halter
2.4 Turbo AWD	195	03/99→12/00	⬅	☐; →03/00		24.3571-9971.5 240617	ATE Ø 57 - Halter
2.3 T AWD	184	04/97→03/00	⬅	☐		11.9571-9972.2 220606	ATE Ø 57 - Halter
			⬅	☐		24.3571-9971.5 240617	ATE Ø 57 - Halter
2.4	103	03/99→12/00	⬅	☐; 08/99→03/00		11.9571-9972.2 220606	ATE Ø 57 - Halter
			⬅	☐; 08/99→03/00		24.3571-9971.5 240617	ATE Ø 57 - Halter
			➡	☐; →03/00		13.2381-0097.2 210239	ATE Ø 38
			➡	☐; →03/00		24.9238-0097.5 230037	ATE Ø 38
			➡	☐; →03/00		24.9238-0098.5 230038	ATE Ø 38
2.4 AWD	121	06/98→12/99	⬅	☐; 10/98→05/99		11.9571-9972.2 220606	ATE Ø 57 - Halter
			⬅	☐; 10/98→05/99		24.3571-9971.5 240617	ATE Ø 57 - Halter
			➡	☐; 10/98→05/99		13.2381-0097.2 210239	ATE Ø 38
			➡	☐; 10/98→05/99		24.9238-0097.5 230037	ATE Ø 38
			➡	☐; 10/98→05/99		24.9238-0098.5 230038	ATE Ø 38
2.4 Bifuel	106	05/98→12/99	⬅	☐; 10/98→08/99		11.9571-9972.2 220606	ATE Ø 57 - Halter
			⬅	☐; 10/98→08/99		24.3571-9971.5 240617	ATE Ø 57 - Halter
			➡	☐; 10/98→08/99		13.2381-0097.2 210239	ATE Ø 38
			➡	☐; 10/98→08/99		24.9238-0097.5 230037	ATE Ø 38
			➡	☐; 10/98→08/99		24.9238-0098.5 230038	ATE Ø 38
<b>Feder, Bremssattel</b>							
2.0	93	12/95→03/00	⬅	01/97→	2	11.8116-0073.1 390498	ATE
2.0	105	12/95→03/00					
2.0	132	11/96→03/00					
2.0 Turbo	155	12/95→03/00					
2.3 Turbo	184	12/95→03/00					
2.4	106	12/95→03/00					
2.5 TDi AWD	103	11/96→02/00					
2.0	120	01/97→12/00	⬅	→03/00	2	11.8116-0073.1 390498	ATE
2.3 T-5 AWD	176	01/97→12/00					
2.4 Bifuel	103	08/99→12/00					
2.4 Turbo AWD	195	03/99→12/00					
2.0 Turbo	166	11/96→12/00	⬅	01/97→03/00	2	11.8116-0073.1 390498	ATE
2.0 Turbo AWD	166	11/96→12/00					
2.3	177	11/96→11/00					
2.3 T-5	176	11/96→12/00					
2.4	125	12/95→05/00					
2.4 Turbo	142	04/96→12/00					
2.4 Turbo AWD	142	04/96→12/00					
2.5 TDI	103	12/95→12/00					
2.3 AWD	177	04/97→09/98	⬅		2	11.8116-0073.1 390498	ATE
2.3 T AWD	184	04/97→03/00					
2.4	121	06/98→12/99					
2.4	103	03/99→12/00	⬅	08/99→03/00	2	11.8116-0073.1 390498	ATE
2.4 AWD	121	06/98→12/99	⬅	10/98→05/99	2	11.8116-0073.1 390498	ATE
2.4 Bifuel	106	05/98→12/99	⬅	10/98→08/99	2	11.8116-0073.1 390498	ATE
<b>Führungshülzensatz, Bremssattel</b>							
2.0	93	12/95→03/00	⬅	01/97→		11.0101-5407.2 260011	ATE
2.0	105	12/95→03/00					
2.0	132	11/96→03/00					
2.0 Turbo	155	12/95→03/00					
2.3 Turbo	184	12/95→03/00					
2.4	106	12/95→03/00					
2.5 TDi AWD	103	11/96→02/00					
2.0	120	01/97→12/00	⬅	→03/00		11.0101-5407.2 260011	ATE
2.3 T-5 AWD	176	01/97→12/00					
↓							



























































	kW			 	! #		
<b>VOLVO - V70 I (LV) 12/95→12/00</b>							
<b>Führungshülzensatz, Bremssattel</b>							
2.4 Bifuel	103	08/99→12/00	←	→ 03/00		11.0101-5407.2 260011	ATE
2.4 Turbo AWD	195	03/99→12/00					
2.0 Turbo	166	11/96→12/00	←	01/97→ 03/00		11.0101-5407.2 260011	ATE
2.0 Turbo AWD	166	11/96→12/00					
2.3	177	11/96→11/00					
2.3 T-5	176	11/96→12/00					
2.4	125	12/95→05/00					
2.4 Turbo	142	04/96→12/00					
2.4 Turbo AWD	142	04/96→12/00					
2.5 TDI	103	12/95→12/00					
2.3 AWD	177	04/97→09/98	←			11.0101-5407.2 260011	ATE
2.3 T AWD	184	04/97→03/00					
2.4	121	06/98→12/99					
2.4	103	03/99→12/00	←	08/99→ 03/00		11.0101-5407.2 260011	ATE
2.4 AWD	121	06/98→12/99	←	10/98→ 05/99		11.0101-5407.2 260011	ATE
2.4 Bifuel	106	05/98→12/99	←	10/98→ 08/99		11.0101-5407.2 260011	ATE
<b>Führungsbolzen, Bremssattel</b>							
2.0	93	12/95→03/00	←	01/97→		11.8171-0008.1 990049	ATE
2.0	105	12/95→03/00					
2.0	132	11/96→03/00					
2.0 Turbo	155	12/95→03/00					
2.3 Turbo	184	12/95→03/00					
2.4	106	12/95→03/00					
2.5 TDi AWD	103	11/96→02/00					
2.0	120	01/97→12/00	←	→ 03/00		11.8171-0008.1 990049	ATE
2.3 T-5 AWD	176	01/97→12/00					
2.4 Bifuel	103	08/99→12/00					
2.4 Turbo AWD	195	03/99→12/00					
2.0 Turbo	166	11/96→12/00	←	01/97→ 03/00		11.8171-0008.1 990049	ATE
2.0 Turbo AWD	166	11/96→12/00					
2.3	177	11/96→11/00					
2.3 T-5	176	11/96→12/00					
2.4	125	12/95→05/00					
2.4 Turbo	142	04/96→12/00					
2.4 Turbo AWD	142	04/96→12/00					
2.5 TDI	103	12/95→12/00					
2.3 AWD	177	04/97→09/98	←			11.8171-0008.1 990049	ATE
2.3 T AWD	184	04/97→03/00					
2.4	121	06/98→12/99					
2.4	103	03/99→12/00	←	08/99→ 03/00		11.8171-0008.1 990049	ATE
2.4 AWD	121	06/98→12/99	←	10/98→ 05/99		11.8171-0008.1 990049	ATE
2.4 Bifuel	106	05/98→12/99	←	10/98→ 08/99		11.8171-0008.1 990049	ATE
<b>Dichtungssatz, Bremssattel</b>							
2.0	93	12/95→03/00	←	01/97→		11.0441-5702.2 250033	ATE
2.0	105	12/95→03/00					
2.0	132	11/96→03/00	→	01/97→		13.0441-3819.2 250072	ATE
2.0 Turbo	155	12/95→03/00					
2.3 Turbo	184	12/95→03/00					
2.4	106	12/95→03/00					
2.5 TDi AWD	103	11/96→02/00					
2.0	120	01/97→12/00	←	→ 03/00		11.0441-5702.2 250033	ATE
2.4 Bifuel	103	08/99→12/00	→	→ 03/00		13.0441-3819.2 250072	ATE
2.0 Turbo	166	11/96→12/00	←	01/97→ 03/00		11.0441-5702.2 250033	ATE
2.3	177	11/96→11/00					
2.3 T-5	176	11/96→12/00	→	01/97→ 03/00		13.0441-3819.2 250072	ATE
2.4	125	12/95→05/00					
2.4 Turbo	142	04/96→12/00					
2.5 TDI	103	12/95→12/00					
2.0 Turbo AWD	166	11/96→12/00	←	01/97→ 03/00		11.0441-5702.2 250033	ATE
2.4 Turbo AWD	142	04/96→12/00					
2.3 AWD	177	04/97→09/98	←			11.0441-5702.2 250033	ATE
2.4	121	06/98→12/99	→			13.0441-3819.2 250072	ATE
2.3 T-5 AWD	176	01/97→12/00	←	→ 03/00		11.0441-5702.2 250033	ATE
2.4 Turbo AWD	195	03/99→12/00					
2.3 T AWD	184	04/97→03/00	←			11.0441-5702.2 250033	ATE
2.4	103	03/99→12/00	←	08/99→ 03/00		11.0441-5702.2 250033	ATE
			→	→ 03/00		13.0441-3819.2 250072	ATE
2.4 AWD	121	06/98→12/99	←	10/98→ 05/99		11.0441-5702.2 250033	ATE
			→	10/98→ 05/99		13.0441-3819.2 250072	ATE
2.4 Bifuel	106	05/98→12/99	←	10/98→ 08/99		11.0441-5702.2 250033	ATE
↓							








	kw			 	! #		
<b>VOLVO - V70 I (LV) 12/95→12/00</b>							
<b>Dichtungssatz, Bremsattel</b>							
2.4 Bifuel	106	05/98→12/99	➡	10/98→08/99		13.0441-3819.2 250072	ATE
<b>Bremsschlauch</b>							
2.0	93	12/95→03/00		am Bremsattel; 01/97→	2	83.6113-0331.3 330982	L= 330
2.0	105	12/95→03/00			2	83.6113-0331.3 330982	L= 330
2.0	132	11/96→03/00	←	01/97→; passend für Felgenreöße [Zoll]: 16	2	24.5170-0361.3 331310	L= 361
2.0 Turbo	155	12/95→03/00			2	83.6113-0331.3 330982	L= 330
2.3 Turbo	184	12/95→03/00	←	01/97→; passend für Felgenreöße [Zoll]: 15	2	83.6134-0335.3 330277	L= 335
2.4	106	12/95→03/00			2	83.6113-0331.3 330982	L= 330
2.5 TDi AWD	103	11/96→02/00	➡	01/97→; → 566120	2	24.5201-0204.3 331400	L= 204
			➡	566121→	2	83.6204-0180.3 330547	L= 180
2.0	120	01/97→12/00		am Bremsattel; → 03/00	2	83.6113-0331.3 330982	L= 330
			←	→ 03/00; passend für Felgenreöße [Zoll]: 16	2	24.5170-0361.3 331310	L= 361
			←	→ 03/00; passend für Felgenreöße [Zoll]: 15	2	83.6134-0335.3 330277	L= 335
			➡	→ 566120	2	24.5201-0204.3 331400	L= 204
			➡	→ 03/00; 566121→	2	83.6204-0180.3 330547	L= 180
2.0 Turbo	166	11/96→12/00		am Bremsattel; 01/97→ 03/00	2	83.6113-0331.3 330982	L= 330
2.3	177	11/96→11/00	←	01/97→ 03/00; passend für Felgenreöße [Zoll]: 16	2	24.5170-0361.3 331310	L= 361
2.3 T-5	176	11/96→12/00			2	83.6113-0331.3 330982	L= 330
2.4	125	12/95→05/00			2	83.6113-0331.3 330982	L= 330
2.4 Turbo	142	04/96→12/00	←	01/97→ 03/00; passend für Felgenreöße [Zoll]: 15	2	83.6134-0335.3 330277	L= 335
2.5 TDI	103	12/95→12/00			2	83.6113-0331.3 330982	L= 330
			➡	01/97→; → 566120	2	24.5201-0204.3 331400	L= 204
			➡	→ 03/00; 566121→	2	83.6204-0180.3 330547	L= 180
2.0 Turbo AWD	166	11/96→12/00		am Bremsattel; 01/97→ 03/00	2	83.6113-0331.3 330982	L= 330
2.4 Turbo AWD	142	04/96→12/00	←	01/97→ 03/00; passend für Felgenreöße [Zoll]: 16	2	24.5170-0361.3 331310	L= 361
			←	01/97→ 03/00; passend für Felgenreöße [Zoll]: 15	2	83.6134-0335.3 330277	L= 335
			➡	587044→; → 03/00	2	83.6134-0270.3 330779	L= 270
			➡	01/97→; → 528556	2	83.6134-0270.3 330779	L= 270
			➡	528557→ 587043	2	83.7769-0275.3 331207	L= 275
2.3 AWD	177	04/97→09/98		am Bremsattel	2	83.6113-0331.3 330982	L= 330
2.4	121	06/98→12/99	←	passend für Felgenreöße [Zoll]: 16	2	24.5170-0361.3 331310	L= 361
			←	passend für Felgenreöße [Zoll]: 15	2	83.6134-0335.3 330277	L= 335
			➡	→ 566120	2	24.5201-0204.3 331400	L= 204
			➡	566121→	2	83.6204-0180.3 330547	L= 180
2.3 AWD	195	12/98→02/00	➡	→ 566120	2	24.5201-0204.3 331400	L= 204
2.3 T-5 AWD	176	01/97→12/00		am Bremsattel; → 03/00	2	83.6113-0331.3 330982	L= 330
			←	→ 03/00; passend für Felgenreöße [Zoll]: 16	2	24.5170-0361.3 331310	L= 361
			←	→ 03/00; passend für Felgenreöße [Zoll]: 15	2	83.6134-0335.3 330277	L= 335
			➡	→ 528556	2	83.6134-0270.3 330779	L= 270
			➡	587044→; → 03/00	2	83.6134-0270.3 330779	L= 270
			➡	528557→ 587043	2	83.7769-0275.3 331207	L= 275
2.3 T AWD	184	04/97→03/00		am Bremsattel	2	83.6113-0331.3 330982	L= 330
			←	passend für Felgenreöße [Zoll]: 16	2	24.5170-0361.3 331310	L= 361
			←	passend für Felgenreöße [Zoll]: 15	2	83.6134-0335.3 330277	L= 335
			➡	587044→	2	83.6134-0270.3 330779	L= 270
			➡	→ 528556	2	83.6134-0270.3 330779	L= 270
			➡	528557→ 587043	2	83.7769-0275.3 331207	L= 275
2.4	103	03/99→12/00		am Bremsattel; 08/99→ 03/00	2	83.6113-0331.3 330982	L= 330
			←	08/99→ 03/00; passend für Felgenreöße [Zoll]: 16	2	24.5170-0361.3 331310	L= 361
			←	08/99→ 03/00; passend für Felgenreöße [Zoll]: 15	2	83.6134-0335.3 330277	L= 335
			➡	08/99→ 03/00	2	83.6204-0180.3 330547	L= 180
2.4 AWD	121	06/98→12/99		am Bremsattel; 10/98→ 05/99	2	83.6113-0331.3 330982	L= 330
			←	10/98→ 05/99; passend für Felgenreöße [Zoll]: 16	2	24.5170-0361.3 331310	L= 361
			←	10/98→ 05/99; passend für Felgenreöße [Zoll]: 15	2	83.6134-0335.3 330277	L= 335









	kw			 	! #		
<b>VOLVO - V70 I (LV) 12/95→12/00</b>							
 <b>Bremsschlauch</b>							
2.4 AWD	121	06/98→12/99	➔	10/98→; → 566120	2	24.5201-0204.3 331400	L= 204
			➔	566121→; → 05/99	2	83.6204-0180.3 330547	L= 180
2.4 Bifuel	103	08/99→12/00		am Bremssattel; → 03/00	2	83.6113-0331.3 330982	L= 330
			←	→ 03/00; passend für Felgengröße [Zoll]: 16	2	24.5170-0361.3 331310	L= 361
			←	→ 03/00; passend für Felgengröße [Zoll]: 15	2	83.6134-0335.3 330277	L= 335
			➔	→ 03/00	2	83.6204-0180.3 330547	L= 180
2.4 Bifuel	106	05/98→12/99		am Bremssattel; 10/98→ 08/99	2	83.6113-0331.3 330982	L= 330
			←	10/98→ 08/99; passend für Felgengröße [Zoll]: 16	2	24.5170-0361.3 331310	L= 361
			←	10/98→ 08/99; passend für Felgengröße [Zoll]: 15	2	83.6134-0335.3 330277	L= 335
			➔	10/98→; → 566120	2	24.5201-0204.3 331400	L= 204
			➔	→ 08/99; 566121→	2	83.6204-0180.3 330547	L= 180
2.4 Turbo AWD	195	03/99→12/00		am Bremssattel; → 03/00	2	83.6113-0331.3 330982	L= 330
			←	→ 03/00; passend für Felgengröße [Zoll]: 16	2	24.5170-0361.3 331310	L= 361
			←	→ 03/00; passend für Felgengröße [Zoll]: 15	2	83.6134-0335.3 330277	L= 335
			➔	→ 03/00	2	83.6134-0270.3 330779	L= 270
<b>VOLVO - V70 II (SW) 11/99→12/08</b>							
 <b>Bremssattel</b>							
2.0 T	132	11/99→08/07	←	☐; 01/03→ 07/07; passend für Felgengröße [Zoll]: 17		11.9571-9864.2 220514	ATE Ø 57 - Halter
			←	☐; 01/03→ 07/07; passend für Felgengröße [Zoll]: 17		24.3571-9863.5 240691	ATE Ø 57 - Halter
			←	☐; 07/01→ 12/02; nicht für Felgengröße [Zoll]: 17		24.3601-9829.5 240507	ATE Ø 60 - Halter
			←	☐; 01/03→ 07/07; nicht für Felgengröße [Zoll]: 17		24.3601-9829.5 240507	ATE Ø 60 - Halter
			←	☐; 01/03→ 07/07; nicht für Felgengröße [Zoll]: 17		24.3601-9830.5 240508	ATE Ø 60 - Halter
			←	☐; 07/01→ 12/02; nicht für Felgengröße [Zoll]: 17		24.3601-9830.5 240508	ATE Ø 60 - Halter
			➔	☐; 07/01→ 07/07		11.9421-9979.2 220497	ATE Ø 42 - Halter
			➔	☐; 07/01→ 07/07		24.3421-9979.5 240475	ATE Ø 42 - Halter
			➔	☐; 07/01→ 07/07		11.9421-9980.2 220498	ATE Ø 42 - Halter
			➔	☐; 07/01→ 07/07		24.3421-9980.5 240476	ATE Ø 42 - Halter
2.3 2.4 2.5 AWD	195 121 155	10/00→09/04 03/00→09/03 09/02→12/04	←	☐; 01/03→; passend für Felgengröße [Zoll]: 17		11.9571-9864.2 220514	ATE Ø 57 - Halter
			←	☐; 01/03→; passend für Felgengröße [Zoll]: 17		24.3571-9863.5 240691	ATE Ø 57 - Halter
			←	☐; 01/03→; nicht für Felgengröße [Zoll]: 17		24.3601-9829.5 240507	ATE Ø 60 - Halter
			←	☐; → 12/02; nicht für Felgengröße [Zoll]: 17		24.3601-9829.5 240507	ATE Ø 60 - Halter
			←	☐; 01/03→; nicht für Felgengröße [Zoll]: 17		24.3601-9830.5 240508	ATE Ø 60 - Halter
			←	☐; → 12/02; nicht für Felgengröße [Zoll]: 17		24.3601-9830.5 240508	ATE Ø 60 - Halter
			➔	☐		11.9421-9979.2 220497	ATE Ø 42 - Halter
			➔	☐		24.3421-9979.5 240475	ATE Ø 42 - Halter
			➔	☐		11.9421-9980.2 220498	ATE Ø 42 - Halter
			➔	☐		24.3421-9980.5 240476	ATE Ø 42 - Halter
2.3 T5 2.4 T	184 147	11/99→12/04 11/99→08/03	←	☐; 01/03→; passend für Felgengröße [Zoll]: 17		11.9571-9864.2 220514	ATE Ø 57 - Halter
			←	☐; 01/03→; passend für Felgengröße [Zoll]: 17		24.3571-9863.5 240691	ATE Ø 57 - Halter
			←	☐; 03/00→ 12/02; nicht für Felgengröße [Zoll]: 17		24.3601-9829.5 240507	ATE Ø 60 - Halter
			←	☐; 01/03→; nicht für Felgengröße [Zoll]: 17		24.3601-9829.5 240507	ATE Ø 60 - Halter
			←	☐; 01/03→; nicht für Felgengröße [Zoll]: 17		24.3601-9830.5 240508	ATE Ø 60 - Halter
			←	☐; 03/00→ 12/02; nicht für Felgengröße [Zoll]: 17		24.3601-9830.5 240508	ATE Ø 60 - Halter

	kw			 	! #		
<b>VOLVO - V70 II (SW) 11/99→12/08</b>							
 <b>Bremssattel</b>							
2.3 T5 2.4 T	184 147	11/99→12/04 11/99→08/03	➔	☐; 03/00→		11.9421-9979.2 220497 24.3421-9979.5 240475	ATE Ø 42 - Halter ATE Ø 42 - Halter
			➔	☐; 03/00→		11.9421-9980.2 220498 24.3421-9980.5 240476	ATE Ø 42 - Halter ATE Ø 42 - Halter
2.4 2.4 Bifuel (CNG) 2.4 Bifuel (LPG)	103 125 103 103	03/00→08/07 03/00→08/07 09/01→08/07 09/01→08/07	←	☐; 01/03→ 07/07; passend für Felgengröße [Zoll]: 17		11.9571-9864.2 220514	ATE Ø 57 - Halter
			←	☐; 01/03→ 07/07; passend für Felgengröße [Zoll]: 17		24.3571-9863.5 240691	ATE Ø 57 - Halter
			←	☐; → 12/02; nicht für Felgengröße [Zoll]: 17		24.3601-9829.5 240507	ATE Ø 60 - Halter
			←	☐; 01/03→ 07/07; nicht für Felgengröße [Zoll]: 17		24.3601-9829.5 240507	ATE Ø 60 - Halter
			←	☐; 01/03→ 07/07; nicht für Felgengröße [Zoll]: 17		24.3601-9830.5 240508	ATE Ø 60 - Halter
			←	☐; → 12/02; nicht für Felgengröße [Zoll]: 17		24.3601-9830.5 240508	ATE Ø 60 - Halter
			➔	☐; → 07/07		11.9421-9979.2 220497 24.3421-9979.5 240475	ATE Ø 42 - Halter ATE Ø 42 - Halter
			➔	☐; → 07/07		11.9421-9980.2 220498 24.3421-9980.5 240476	ATE Ø 42 - Halter ATE Ø 42 - Halter
2.4 AWD	121	03/00→09/03	←	☐; passend für Felgengröße [Zoll]: 17		11.9571-9864.2 220514	ATE Ø 57 - Halter
			←	☐; passend für Felgengröße [Zoll]: 17		24.3571-9863.5 240691	ATE Ø 57 - Halter
			←	☐; nicht für Felgengröße [Zoll]: 17		24.3601-9829.5 240507	ATE Ø 60 - Halter
			←	☐; nicht für Felgengröße [Zoll]: 17		24.3601-9830.5 240508	ATE Ø 60 - Halter
			➔	☐		11.9421-9979.2 220497 24.3421-9979.5 240475	ATE Ø 42 - Halter ATE Ø 42 - Halter
			➔	☐		11.9421-9980.2 220498 24.3421-9980.5 240476	ATE Ø 42 - Halter ATE Ø 42 - Halter
2.4 D	93	04/05→12/08	←	☐; 05/05→ 07/07; passend für Felgengröße [Zoll]: 17		11.9571-9864.2 220514	ATE Ø 57 - Halter
			←	☐; 05/05→ 07/07; passend für Felgengröße [Zoll]: 17		24.3571-9863.5 240691	ATE Ø 57 - Halter
			←	☐; 05/05→ 07/07; nicht für Felgengröße [Zoll]: 17		24.3601-9829.5 240507	ATE Ø 60 - Halter
			←	☐; 05/05→ 07/07; nicht für Felgengröße [Zoll]: 17		24.3601-9830.5 240508	ATE Ø 60 - Halter
			➔	☐; 05/05→ 07/07		11.9421-9979.2 220497 24.3421-9979.5 240475	ATE Ø 42 - Halter ATE Ø 42 - Halter
			➔	☐; 05/05→ 07/07		11.9421-9980.2 220498 24.3421-9980.5 240476	ATE Ø 42 - Halter ATE Ø 42 - Halter
2.4 D	96	07/01→08/07	←	☐; 01/03→ 07/07; passend für Felgengröße [Zoll]: 17		11.9571-9864.2 220514	ATE Ø 57 - Halter
			←	☐; 01/03→ 07/07; passend für Felgengröße [Zoll]: 17		24.3571-9863.5 240691	ATE Ø 57 - Halter
			←	☐; 12/01→ 12/02; nicht für Felgengröße [Zoll]: 17		24.3601-9829.5 240507	ATE Ø 60 - Halter
			←	☐; 01/03→ 07/07; nicht für Felgengröße [Zoll]: 17		24.3601-9829.5 240507	ATE Ø 60 - Halter
			←	☐; 12/01→ 12/02; nicht für Felgengröße [Zoll]: 17		24.3601-9830.5 240508	ATE Ø 60 - Halter
			←	☐; 01/03→ 07/07; nicht für Felgengröße [Zoll]: 17		24.3601-9830.5 240508	ATE Ø 60 - Halter
			➔	☐; 12/01→ 07/07		11.9421-9979.2 220497 24.3421-9979.5 240475	ATE Ø 42 - Halter ATE Ø 42 - Halter
			➔	☐; 12/01→ 07/07		11.9421-9980.2 220498 24.3421-9980.5 240476	ATE Ø 42 - Halter ATE Ø 42 - Halter
2.4 D5	120	01/01→12/08	←	☐; 01/03→ 07/07; passend für Felgengröße [Zoll]: 17		11.9571-9864.2 220514	ATE Ø 57 - Halter
			←	☐; 01/03→ 07/07; passend für Felgengröße [Zoll]: 17		24.3571-9863.5 240691	ATE Ø 57 - Halter
			←	☐; 01/03→ 07/07; nicht für Felgengröße [Zoll]: 17		24.3601-9829.5 240507	ATE Ø 60 - Halter
			←	☐; 08/01→ 12/02; nicht für Felgengröße [Zoll]: 17		24.3601-9829.5 240507	ATE Ø 60 - Halter
			←	☐; 01/03→ 07/07; nicht für Felgengröße [Zoll]: 17		24.3601-9830.5 240508	ATE Ø 60 - Halter
↓							

	kw			 	! #		
<b>VOLVO - V70 II (SW) 11/99→12/08</b>							
 <b>Bremssattel</b>							
2.4 D5	120	01/01→12/08	←	 ; 08/01→ 12/02; nicht für Felgengröße [Zoll]: 17	24.3601-9830.5	240508	ATE Ø 60 - Halter
			→	 ; 08/01→ 07/07	11.9421-9979.2	220497	ATE Ø 42 - Halter
			→	 ; 08/01→ 07/07	24.3421-9979.5	240475	ATE Ø 42 - Halter
2.4 D5	136	04/05→12/08	←	 ; 12/05→ 07/07; passend für Felgengröße [Zoll]: 17	11.9571-9864.2	220514	ATE Ø 57 - Halter
			←	 ; 12/05→ 07/07; passend für Felgengröße [Zoll]: 17	24.3571-9863.5	240691	ATE Ø 57 - Halter
			←	 ; 12/05→ 07/07; nicht für Felgengröße [Zoll]: 17	24.3601-9829.5	240507	ATE Ø 60 - Halter
2.4 D5 AWD	136	07/05→12/08	←	 ; 12/05→ 07/07; nicht für Felgengröße [Zoll]: 17	24.3601-9830.5	240508	ATE Ø 60 - Halter
			→	 ; 12/05→ 07/07	11.9421-9979.2	220497	ATE Ø 42 - Halter
			→	 ; 12/05→ 07/07	24.3421-9979.5	240475	ATE Ø 42 - Halter
2.4 D5 AWD	120	07/02→08/07	←	 ; 03/03→ 07/07; passend für Felgengröße [Zoll]: 17	11.9571-9864.2	220514	ATE Ø 57 - Halter
			←	 ; 03/03→ 07/07; passend für Felgengröße [Zoll]: 17	24.3571-9863.5	240691	ATE Ø 57 - Halter
			←	 ; 03/03→ 07/07; nicht für Felgengröße [Zoll]: 17	24.3601-9829.5	240507	ATE Ø 60 - Halter
2.4 D5 AWD	120	07/02→08/07	←	 ; 03/03→ 07/07; nicht für Felgengröße [Zoll]: 17	24.3601-9830.5	240508	ATE Ø 60 - Halter
			→	 ; 03/03→ 07/07	11.9421-9979.2	220497	ATE Ø 42 - Halter
			→	 ; 03/03→ 07/07	24.3421-9979.5	240475	ATE Ø 42 - Halter
2.4 D5 AWD	120	07/02→08/07	→	 ; 03/03→ 07/07	11.9421-9980.2	220498	ATE Ø 42 - Halter
			→	 ; 03/03→ 07/07	24.3421-9980.5	240476	ATE Ø 42 - Halter
			→	 ; 03/03→ 07/07	11.9421-9980.2	220498	ATE Ø 42 - Halter
2.4 T5	191	04/04→08/07	←	 ; → 07/07; passend für Felgengröße [Zoll]: 17	11.9571-9864.2	220514	ATE Ø 57 - Halter
			←	 ; → 07/07; passend für Felgengröße [Zoll]: 17	24.3571-9863.5	240691	ATE Ø 57 - Halter
			←	 ; → 07/07; nicht für Felgengröße [Zoll]: 17	24.3601-9829.5	240507	ATE Ø 60 - Halter
2.4 T5	191	04/04→08/07	←	 ; → 07/07; nicht für Felgengröße [Zoll]: 17	24.3601-9830.5	240508	ATE Ø 60 - Halter
			→	 ; → 07/07	11.9421-9979.2	220497	ATE Ø 42 - Halter
			→	 ; → 07/07	24.3421-9979.5	240475	ATE Ø 42 - Halter
2.4 T5	191	04/04→08/07	→	 ; → 07/07	11.9421-9980.2	220498	ATE Ø 42 - Halter
			→	 ; → 07/07	24.3421-9980.5	240476	ATE Ø 42 - Halter
			→	 ; → 07/07	11.9421-9980.2	220498	ATE Ø 42 - Halter
2.4 T AWD	147	09/01→08/02	←	 ; nicht für Felgengröße [Zoll]: 17	24.3601-9829.5	240507	ATE Ø 60 - Halter
			←	 ; nicht für Felgengröße [Zoll]: 17	24.3601-9830.5	240508	ATE Ø 60 - Halter
			→		11.9421-9979.2	220497	ATE Ø 42 - Halter
2.4 T AWD	147	09/01→08/02	→		24.3421-9979.5	240475	ATE Ø 42 - Halter
			→		11.9421-9980.2	220498	ATE Ø 42 - Halter
			→		24.3421-9980.5	240476	ATE Ø 42 - Halter
2.5 T	154	07/01→08/07	←	 ; 04/04→ 07/07; passend für Felgengröße [Zoll]: 17	11.9571-9864.2	220514	ATE Ø 57 - Halter
			←	 ; 04/04→ 07/07; passend für Felgengröße [Zoll]: 17	24.3571-9863.5	240691	ATE Ø 57 - Halter
			←	 ; 04/04→ 07/07; nicht für Felgengröße [Zoll]: 17	24.3601-9829.5	240507	ATE Ø 60 - Halter
2.5 T	154	07/01→08/07	←	 ; 04/04→ 07/07; nicht für Felgengröße [Zoll]: 17	24.3601-9830.5	240508	ATE Ø 60 - Halter
			→	 ; 04/04→ 07/07	11.9421-9979.2	220497	ATE Ø 42 - Halter
			→	 ; 04/04→ 07/07	24.3421-9979.5	240475	ATE Ø 42 - Halter
2.5 T	154	07/01→08/07	→	 ; 04/04→ 07/07	11.9421-9980.2	220498	ATE Ø 42 - Halter
			→	 ; 04/04→ 07/07	24.3421-9980.5	240476	ATE Ø 42 - Halter
			→	; 04/04→ 07/07	11.9421-9980.2	220498	ATE Ø 42 - Halter
2.5 T AWD	154	07/02→08/07	←	; 01/03→ 07/07; passend für Felgengröße [Zoll]: 17	11.9571-9864.2	220514	ATE Ø 57 - Halter
			←	; 01/03→ 07/07; passend für Felgengröße [Zoll]: 17	24.3571-9863.5	240691	ATE Ø 57 - Halter
			←	; 09/02→ 12/02; nicht für Felgengröße [Zoll]: 17	24.3601-9829.5	240507	ATE Ø 60 - Halter
↓							



































	kw			 	! #			
<b>VOLVO - V70 II (SW) 11/99→12/08</b>								
<b>Bremssattel</b>								
2.5 T AWD	154	07/02→08/07	←	☐; 01/03→ 07/07; nicht für Felgengröße [Zoll]: 17		24.3601-9829.5	240507	ATE Ø 60 - Halter
			←	☐; 01/03→ 07/07; nicht für Felgengröße [Zoll]: 17		24.3601-9830.5	240508	ATE Ø 60 - Halter
			←	☐; 09/02→ 12/02; nicht für Felgengröße [Zoll]: 17		24.3601-9830.5	240508	ATE Ø 60 - Halter
			→	☐; 09/02→ 07/07		11.9421-9979.2	220497	ATE Ø 42 - Halter
			→	☐; 09/02→ 07/07		24.3421-9979.5	240475	ATE Ø 42 - Halter
			→	☐; 09/02→ 07/07		11.9421-9980.2	220498	ATE Ø 42 - Halter
			→	☐; 09/02→ 07/07		24.3421-9980.5	240476	ATE Ø 42 - Halter
2.5 TDI	103	11/99→08/07	←	☐; 01/03→ 07/07; passend für Felgengröße [Zoll]: 17		11.9571-9864.2	220514	ATE Ø 57 - Halter
			←	☐; 01/03→ 07/07; passend für Felgengröße [Zoll]: 17		24.3571-9863.5	240691	ATE Ø 57 - Halter
			←	☐; 03/00→ 12/02; nicht für Felgengröße [Zoll]: 17		24.3601-9829.5	240507	ATE Ø 60 - Halter
			←	☐; 01/03→ 07/07; nicht für Felgengröße [Zoll]: 17		24.3601-9829.5	240507	ATE Ø 60 - Halter
			←	☐; 03/00→ 12/02; nicht für Felgengröße [Zoll]: 17		24.3601-9830.5	240508	ATE Ø 60 - Halter
			←	☐; 01/03→ 07/07; nicht für Felgengröße [Zoll]: 17		24.3601-9830.5	240508	ATE Ø 60 - Halter
			→	☐; 01/03→ 07/07		11.9421-9979.2	220497	ATE Ø 42 - Halter
			→	☐; 01/03→ 07/07		24.3421-9979.5	240475	ATE Ø 42 - Halter
			→	☐; 01/03→ 07/07		11.9421-9980.2	220498	ATE Ø 42 - Halter
			→	☐; 01/03→ 07/07		24.3421-9980.5	240476	ATE Ø 42 - Halter
<b>Feder, Bremssattel</b>								
2.0 T	132	11/99→08/07		07/01→ 07/07	2	11.8116-0236.1	390507	ATE
2.3	195	10/00→09/04			2	11.8116-0236.1	390507	ATE
2.4	121	03/00→09/03						
2.4 AWD	121	03/00→09/03						
2.4 T AWD	147	09/01→08/02						
2.5 AWD	155	09/02→12/04						
2.3 T5	184	11/99→12/04		03/00→	2	11.8116-0236.1	390507	ATE
2.4 T	147	11/99→08/03						
2.4	103	03/00→08/07		→ 07/07	2	11.8116-0236.1	390507	ATE
2.4	125	03/00→08/07						
2.4 Bifuel (CNG)	103	09/01→08/07						
2.4 Bifuel (LPG)	103	09/01→08/07						
2.4 T5	191	04/04→08/07						
2.4 D	93	04/05→12/08		05/05→ 07/07	2	11.8116-0236.1	390507	ATE
2.4 D	96	07/01→08/07		12/01→ 07/07	2	11.8116-0236.1	390507	ATE
2.4 D5	120	01/01→12/08		08/01→ 07/07	2	11.8116-0236.1	390507	ATE
2.4 D5	136	04/05→12/08		12/05→ 07/07	2	11.8116-0236.1	390507	ATE
2.4 D5 AWD	136	07/05→12/08						
2.4 D5 AWD	120	07/02→08/07		03/03→ 07/07	2	11.8116-0236.1	390507	ATE
2.5 T	154	07/01→08/07		04/04→ 07/07	2	11.8116-0236.1	390507	ATE
2.5 T AWD	154	07/02→08/07		09/02→ 07/07	2	11.8116-0236.1	390507	ATE
2.5 TDI	103	11/99→08/07		01/03→ 07/07	2	11.8116-0236.1	390507	ATE
<b>Führungshülzensatz, Bremssattel</b>								
2.0 T	132	11/99→08/07	←	01/03→ 07/07		11.0101-5407.2	260011	ATE
			←	07/01→ 12/02		11.0101-5407.2	260011	ATE
			→	07/01→ 07/07		11.0101-5407.2	260011	ATE
2.3	195	10/00→09/04	←	01/03→		11.0101-5407.2	260011	ATE
			2.4	121	03/00→09/03	←	→ 12/02	
2.5 AWD	155	09/02→12/04	→			11.0101-5407.2	260011	ATE
2.3 T5	184	11/99→12/04	←	01/03→		11.0101-5407.2	260011	ATE
2.4 T	147	11/99→08/03	←	03/00→ 12/02		11.0101-5407.2	260011	ATE
			→	03/00→		11.0101-5407.2	260011	ATE
2.4	103	03/00→08/07	←	01/03→ 07/07		11.0101-5407.2	260011	ATE
2.4	125	03/00→08/07	←	→ 12/02		11.0101-5407.2	260011	ATE
2.4 Bifuel (CNG)	103	09/01→08/07	←	→ 07/07		11.0101-5407.2	260011	ATE
2.4 Bifuel (LPG)	103	09/01→08/07	→			11.0101-5407.2	260011	ATE
2.4 AWD	121	03/00→09/03	←			11.0101-5407.2	260011	ATE
2.4 T AWD	147	09/01→08/02						
↓								





































	kw			 	! #		
<b>VOLVO - V70 II (SW) 11/99→12/08</b>							
<b>Führungshülzensatz, Bremssattel</b>							
2.4 AWD	121	03/00→09/03	➔			11.0101-5407.2 260011	ATE
2.4 T AWD	147	09/01→08/02					
2.4 D	93	04/05→12/08	➔	05/05→ 07/07		11.0101-5407.2 260011	ATE
			➔	05/05→ 07/07		11.0101-5407.2 260011	ATE
2.4 D	96	07/01→08/07	➔	01/03→ 07/07		11.0101-5407.2 260011	ATE
			➔	12/01→ 12/02		11.0101-5407.2 260011	ATE
			➔	12/01→ 07/07		11.0101-5407.2 260011	ATE
2.4 D5	120	01/01→12/08	➔	01/03→ 07/07		11.0101-5407.2 260011	ATE
			➔	08/01→ 12/02		11.0101-5407.2 260011	ATE
			➔	08/01→ 07/07		11.0101-5407.2 260011	ATE
2.4 D5	136	04/05→12/08	➔	12/05→ 07/07		11.0101-5407.2 260011	ATE
2.4 D5 AWD	136	07/05→12/08	➔	12/05→ 07/07		11.0101-5407.2 260011	ATE
2.4 D5 AWD	120	07/02→08/07	➔	03/03→ 07/07		11.0101-5407.2 260011	ATE
			➔	03/03→ 07/07		11.0101-5407.2 260011	ATE
2.4 T5	191	04/04→08/07	➔	→ 07/07		11.0101-5407.2 260011	ATE
			➔	→ 07/07		11.0101-5407.2 260011	ATE
2.5 T	154	07/01→08/07	➔	04/04→ 07/07		11.0101-5407.2 260011	ATE
			➔	04/04→ 07/07		11.0101-5407.2 260011	ATE
2.5 T AWD	154	07/02→08/07	➔	01/03→ 07/07		11.0101-5407.2 260011	ATE
			➔	09/02→ 12/02		11.0101-5407.2 260011	ATE
			➔	09/02→ 07/07		11.0101-5407.2 260011	ATE
2.5 TDI	103	11/99→08/07	➔	01/03→ 07/07		11.0101-5407.2 260011	ATE
			➔	03/00→ 12/02		11.0101-5407.2 260011	ATE
			➔	01/03→ 07/07		11.0101-5407.2 260011	ATE
<b>Führungsbolzen, Bremssattel</b>							
2.0 T	132	11/99→08/07		07/01→ 12/02		11.8171-0008.1 990049	ATE
				07/01→ 07/07		11.8171-0008.1 990049	ATE
				01/03→ 07/07		11.8171-0008.1 990049	ATE
						11.8171-0067.1 250153	ATE
2.3	195	10/00→09/04		01/03→		11.8171-0008.1 990049	ATE
2.4	121	03/00→09/03				11.8171-0067.1 250153	ATE
2.5 AWD	155	09/02→12/04		→ 12/02		11.8171-0008.1 990049	ATE
						11.8171-0008.1 990049	ATE
2.3 T5	184	11/99→12/04		01/03→		11.8171-0008.1 990049	ATE
2.4 T	147	11/99→08/03				11.8171-0067.1 250153	ATE
				03/00→ 12/02		11.8171-0008.1 990049	ATE
				03/00→		11.8171-0008.1 990049	ATE
2.4	103	03/00→08/07		→ 07/07		11.8171-0008.1 990049	ATE
2.4	125	03/00→08/07				11.8171-0008.1 990049	ATE
2.4 Bifuel (CNG)	103	09/01→08/07		→ 12/02		11.8171-0008.1 990049	ATE
2.4 Bifuel (LPG)	103	09/01→08/07		01/03→ 07/07		11.8171-0008.1 990049	ATE
						11.8171-0067.1 250153	ATE
2.4 AWD	121	03/00→09/03				11.8171-0008.1 990049	ATE
						11.8171-0067.1 250153	ATE
2.4 D	93	04/05→12/08		05/05→ 07/07		11.8171-0008.1 990049	ATE
						11.8171-0067.1 250153	ATE
2.4 D	96	07/01→08/07		12/01→ 07/07		11.8171-0008.1 990049	ATE
				12/01→ 12/02		11.8171-0008.1 990049	ATE
				01/03→ 07/07		11.8171-0008.1 990049	ATE
						11.8171-0067.1 250153	ATE
2.4 D5	120	01/01→12/08		08/01→ 12/02		11.8171-0008.1 990049	ATE
				08/01→ 07/07		11.8171-0008.1 990049	ATE
				01/03→ 07/07		11.8171-0008.1 990049	ATE
						11.8171-0067.1 250153	ATE
2.4 D5	136	04/05→12/08		12/05→ 07/07		11.8171-0008.1 990049	ATE
2.4 D5 AWD	136	07/05→12/08				11.8171-0067.1 250153	ATE
2.4 D5 AWD	120	07/02→08/07		03/03→ 07/07		11.8171-0008.1 990049	ATE
						11.8171-0067.1 250153	ATE
↓							

	kw			 	! #		
<b>VOLVO - V70 II (SW) 11/99→12/08</b>							
<b>Führungsbolzen, Bremsattel</b>							
2.4 T5	191	04/04→08/07		→ 07/07		11.8171-0008.1 990049 11.8171-0067.1 250153	ATE ATE
2.4 T AWD	147	09/01→08/02				11.8171-0008.1 990049	ATE
2.5 T	154	07/01→08/07		04/04→ 07/07		11.8171-0008.1 990049 11.8171-0067.1 250153	ATE ATE
2.5 T AWD	154	07/02→08/07		09/02→ 12/02		11.8171-0008.1 990049	ATE
				09/02→ 07/07		11.8171-0008.1 990049	ATE
				01/03→ 07/07		11.8171-0008.1 990049 11.8171-0067.1 250153	ATE ATE
2.5 TDI	103	11/99→08/07		03/00→ 12/02		11.8171-0008.1 990049	ATE
				01/03→ 07/07		11.8171-0008.1 990049 11.8171-0067.1 250153	ATE ATE
<b> Bremsschlauch</b>							
2.0 T	132	11/99→08/07	←	07/01→ 07/07; nicht für Felgengröße [Zoll]: 17	2	83.6113-0321.3 330621	L= 320
			←	07/01→ 07/07; passend für Felgengröße [Zoll]: 17	2	83.6124-0304.3 330983	L= 300
			→	07/01→ 07/07	2	83.7724-0268.3 331076	L= 265
2.3 2.4 2.4 AWD 2.4 T AWD 2.5 AWD	195 121 121 147 155	10/00→09/04 03/00→09/03 03/00→09/03 09/01→08/02 09/02→12/04	←	nicht für Felgengröße [Zoll]: 17	2	83.6113-0321.3 330621	L= 320
			←	passend für Felgengröße [Zoll]: 17	2	83.6124-0304.3 330983	L= 300
			→		2	83.7724-0268.3 331076	L= 265
2.3 T5 2.4 T	184 147	11/99→12/04 11/99→08/03	←	03/00→; nicht für Felgengröße [Zoll]: 17	2	83.6113-0321.3 330621	L= 320
			←	03/00→; passend für Felgengröße [Zoll]: 17	2	83.6124-0304.3 330983	L= 300
			→	03/00→	2	83.7724-0268.3 331076	L= 265
2.4 2.4 2.4 Bifuel (CNG) 2.4 Bifuel (LPG) 2.4 T5	103 125 103 103 191	03/00→08/07 03/00→08/07 09/01→08/07 09/01→08/07 04/04→08/07	←	→ 07/07; nicht für Felgengröße [Zoll]: 17	2	83.6113-0321.3 330621	L= 320
			←	→ 07/07; passend für Felgengröße [Zoll]: 17	2	83.6124-0304.3 330983	L= 300
			→	→ 07/07	2	83.7724-0268.3 331076	L= 265
			←		2		
2.4 D	93	04/05→12/08	←	05/05→ 07/07; nicht für Felgengröße [Zoll]: 17	2	83.6113-0321.3 330621	L= 320
			←	05/05→ 07/07; passend für Felgengröße [Zoll]: 17	2	83.6124-0304.3 330983	L= 300
			→	05/05→ 07/07	2	83.7724-0268.3 331076	L= 265
2.4 D	96	07/01→08/07	←	12/01→ 07/07; nicht für Felgengröße [Zoll]: 17	2	83.6113-0321.3 330621	L= 320
			←	12/01→ 07/07; passend für Felgengröße [Zoll]: 17	2	83.6124-0304.3 330983	L= 300
			→	12/01→ 07/07	2	83.7724-0268.3 331076	L= 265
2.4 D5	120	01/01→12/08	←	08/01→ 07/07; nicht für Felgengröße [Zoll]: 17	2	83.6113-0321.3 330621	L= 320
			←	08/01→ 07/07; passend für Felgengröße [Zoll]: 17	2	83.6124-0304.3 330983	L= 300
			→	08/01→ 07/07	2	83.7724-0268.3 331076	L= 265
2.4 D5 2.4 D5 AWD	136 136	04/05→12/08 07/05→12/08	←	12/05→ 07/07; nicht für Felgengröße [Zoll]: 17	2	83.6113-0321.3 330621	L= 320
			←	12/05→ 07/07; passend für Felgengröße [Zoll]: 17	2	83.6124-0304.3 330983	L= 300
			→	12/05→ 07/07	2	83.7724-0268.3 331076	L= 265
2.4 D5 AWD	120	07/02→08/07	←	03/03→ 07/07; nicht für Felgengröße [Zoll]: 17	2	83.6113-0321.3 330621	L= 320
			←	03/03→ 07/07; passend für Felgengröße [Zoll]: 17	2	83.6124-0304.3 330983	L= 300
			→	03/03→ 07/07	2	83.7724-0268.3 331076	L= 265
2.5 T	154	07/01→08/07	←	04/04→ 07/07; nicht für Felgengröße [Zoll]: 17	2	83.6113-0321.3 330621	L= 320
			←	04/04→ 07/07; passend für Felgengröße [Zoll]: 17	2	83.6124-0304.3 330983	L= 300
			→	04/04→ 07/07	2	83.7724-0268.3 331076	L= 265
2.5 T AWD	154	07/02→08/07	←	09/02→ 07/07; nicht für Felgengröße [Zoll]: 17	2	83.6113-0321.3 330621	L= 320
			←	09/02→ 07/07; passend für Felgengröße [Zoll]: 17	2	83.6124-0304.3 330983	L= 300
			→	09/02→ 07/07	2	83.7724-0268.3 331076	L= 265
↓							

















































	kw			 	! #					
<b>VOLVO - V70 II (SW) 11/99→12/08</b>										
 <b>Bremsschlauch</b>										
2.5 TDI	103	11/99→08/07	←	03/00→ 07/07; nicht für Felgenreöße [Zoll]: 17	2	83.6113-0321.3 330621	L= 320			
			←	03/00→ 07/07; passend für Felgenreöße [Zoll]: 17	2	83.6124-0304.3 330983	L= 300			
			→	03/00→ 07/07	2	83.7724-0268.3 331076	L= 265			
<b>VOLVO - V70 III (BW) 04/07→</b>										
 <b>Bremssattel</b>										
1.6 D 2.0 T	80 149	07/09→12/11 09/09→12/11	←	 ; 01/10→; für Bremsscheibendurchmesser [mm]: 300		11.9601-9711.2 220873	ATE Ø 60 - Halter			
			←	 ; 01/10→; für Bremsscheibendurchmesser [mm]: 300		11.9601-9712.2 220874	ATE Ø 60 - Halter			
			←	 ; 01/10→; für Bremsscheibendurchmesser [mm]: 336		11.9606-9945.2 220727	ATE Ø 60 - Halter			
			←	 ; 01/10→; für Bremsscheibendurchmesser [mm]: 336		11.9606-9946.2 220728	ATE Ø 60 - Halter			
			←	 ; 01/10→; für Bremsscheibendurchmesser [mm]: 316		11.9606-9949.2 220879	ATE Ø 60 - Halter			
			←	 ; 01/10→; für Bremsscheibendurchmesser [mm]: 316		11.9606-9950.2 220880	ATE Ø 60 - Halter			
			→	 ; 01/10→		24.6238-1703.7 220967	TRW Ø 38 - Halter + eFSB			
			→	 ; 01/10→		24.6238-1704.7 220968	TRW Ø 38 - Halter + eFSB			
			→	 ; 01/10→; V		24.6241-1703.7 220971	TRW Ø 41 + EMot / - Halter + FSB			
			→	 ; 01/10→; V		24.6241-1704.7 220972	TRW Ø 41 + EMot / - Halter + FSB			
1.6 DRIVe / D2 2.0 2.0 BiFuel 2.0 D 2.0 FlexiFuel 2.5 T 2.5 T FlexiFuel 3.2 3.2 3.2 AWD D5 AWD T5 T6 AWD	84 107 157 100 107 147 147 175 179 179 151 177 210	04/11→12/15 10/07→12/11 03/13→12/15 10/07→12/15 01/08→12/11 08/07→12/09 05/08→12/09 08/07→12/10 04/10→12/14 04/10→12/15 12/09→12/11 01/10→12/14 08/07→12/10	←	 ; für Bremsscheibendurchmesser [mm]: 300		11.9601-9711.2 220873	ATE Ø 60 - Halter			
			←	 ; für Bremsscheibendurchmesser [mm]: 300		11.9601-9712.2 220874	ATE Ø 60 - Halter			
			←	 ; für Bremsscheibendurchmesser [mm]: 336		11.9606-9945.2 220727	ATE Ø 60 - Halter			
			←	 ; für Bremsscheibendurchmesser [mm]: 336		11.9606-9946.2 220728	ATE Ø 60 - Halter			
			←	 ; für Bremsscheibendurchmesser [mm]: 316		11.9606-9949.2 220879	ATE Ø 60 - Halter			
			←	 ; für Bremsscheibendurchmesser [mm]: 316		11.9606-9950.2 220880	ATE Ø 60 - Halter			
			→			24.6238-1703.7 220967	TRW Ø 38 - Halter + eFSB			
			→			24.6238-1704.7 220968	TRW Ø 38 - Halter + eFSB			
			→	 ; V		24.6241-1703.7 220971	TRW Ø 41 + EMot / - Halter + FSB			
			→	 ; V		24.6241-1704.7 220972	TRW Ø 41 + EMot / - Halter + FSB			
			1.6 T4F D2 D3 D3 / D4 D4 D4 AWD T4 T4 T5	132 88 110 120 133 132 132 140 180	01/11→12/15 03/15→ 03/15→ 03/10→12/15 10/13→ 10/13→ 10/10→12/15 03/15→ 10/13→	←	 ; für Bremsscheibendurchmesser [mm]: 300		11.9601-9711.2 220873	ATE Ø 60 - Halter
						←	 ; für Bremsscheibendurchmesser [mm]: 300		11.9601-9712.2 220874	ATE Ø 60 - Halter
						←	 ; für Bremsscheibendurchmesser [mm]: 336		11.9606-9945.2 220727	ATE Ø 60 - Halter
						←	 ; für Bremsscheibendurchmesser [mm]: 336		11.9606-9946.2 220728	ATE Ø 60 - Halter
←	 ; für Bremsscheibendurchmesser [mm]: 316					11.9606-9949.2 220879	ATE Ø 60 - Halter			
↓										








	kw			 	! #		
<b>VOLVO - V70 III (BW) 04/07→</b>							
<b> Bremssattel</b>							
1.6 T4F	132	01/11→12/15	←	 ; für Bremsscheibendurchmesser [mm]: 316	11.9606-9950.2	220880	ATE Ø 60 - Halter
D2	88	03/15→					
D3	110	03/15→					
D3 / D4	120	03/10→12/15	→	 ; V	24.6241-1703.7	220971	TRW Ø 41 + EMot / - Halter + FSB
D4	133	10/13→					
D4 AWD	133	10/13→					
T4	132	10/10→12/15	→	 ; V	24.6241-1704.7	220972	TRW Ø 41 + EMot / - Halter + FSB
T4	140	03/15→					
T5	180	10/13→					
2.0 GDI	157	04/12→12/15	←	 ; 03/13→; für Bremsscheibendurchmesser [mm]: 300	11.9601-9711.2	220873	ATE Ø 60 - Halter
			←	 ; 03/13→; für Bremsscheibendurchmesser [mm]: 300	11.9601-9712.2	220874	ATE Ø 60 - Halter
			←	 ; 03/13→; für Bremsscheibendurchmesser [mm]: 336	11.9606-9945.2	220727	ATE Ø 60 - Halter
			←	 ; 03/13→; für Bremsscheibendurchmesser [mm]: 336	11.9606-9946.2	220728	ATE Ø 60 - Halter
			←	 ; 03/13→; für Bremsscheibendurchmesser [mm]: 316	11.9606-9949.2	220879	ATE Ø 60 - Halter
			←	 ; 03/13→; für Bremsscheibendurchmesser [mm]: 316	11.9606-9950.2	220880	ATE Ø 60 - Halter
			→	 ; 03/13→	24.6238-1703.7	220967	TRW Ø 38 - Halter + eFSB
			→	 ; 03/13→	24.6238-1704.7	220968	TRW Ø 38 - Halter + eFSB
			→	 ; 03/13→; V	24.6241-1703.7	220971	TRW Ø 41 + EMot / - Halter + FSB
			→	 ; 03/13→; V	24.6241-1704.7	220972	TRW Ø 41 + EMot / - Halter + FSB
2.4 D	120	04/07→12/10	←	 ; 08/07→; für Bremsscheibendurchmesser [mm]: 300	11.9601-9711.2	220873	ATE Ø 60 - Halter
3.2 AWD	175	04/07→12/10					
D5	136	04/07→12/09	←	 ; 08/07→; für Bremsscheibendurchmesser [mm]: 300	11.9601-9712.2	220874	ATE Ø 60 - Halter
			←	 ; 08/07→; für Bremsscheibendurchmesser [mm]: 336	11.9606-9945.2	220727	ATE Ø 60 - Halter
			←	 ; 08/07→; für Bremsscheibendurchmesser [mm]: 336	11.9606-9946.2	220728	ATE Ø 60 - Halter
			←	 ; 08/07→; für Bremsscheibendurchmesser [mm]: 316	11.9606-9949.2	220879	ATE Ø 60 - Halter
			←	 ; 08/07→; für Bremsscheibendurchmesser [mm]: 316	11.9606-9950.2	220880	ATE Ø 60 - Halter
			→	 ; 08/07→	24.6238-1703.7	220967	TRW Ø 38 - Halter + eFSB
			→	 ; 08/07→	24.6238-1704.7	220968	TRW Ø 38 - Halter + eFSB
			→	 ; 08/07→; V	24.6241-1703.7	220971	TRW Ø 41 + EMot / - Halter + FSB
			→	 ; 08/07→; V	24.6241-1704.7	220972	TRW Ø 41 + EMot / - Halter + FSB
2.4 D	129	04/09→12/10	←	 ; 10/09→; für Bremsscheibendurchmesser [mm]: 300	11.9601-9711.2	220873	ATE Ø 60 - Halter
2.5 T	170	04/09→12/12					
2.5 T FlexiFuel	170	04/09→12/11	←	 ; 10/09→; für Bremsscheibendurchmesser [mm]: 300	11.9601-9712.2	220874	ATE Ø 60 - Halter
			←	 ; 10/09→; für Bremsscheibendurchmesser [mm]: 336	11.9606-9945.2	220727	ATE Ø 60 - Halter
			←	 ; 10/09→; für Bremsscheibendurchmesser [mm]: 336	11.9606-9946.2	220728	ATE Ø 60 - Halter
			←	 ; 10/09→; für Bremsscheibendurchmesser [mm]: 316	11.9606-9949.2	220879	ATE Ø 60 - Halter

















	kw			 	! #		
<b>VOLVO - V70 III (BW) 04/07→</b>							
 <b>Bremssattel</b>							
2.4 D 2.5 T 2.5 T FlexiFuel	129 170 170	04/09→12/10 04/09→12/12 04/09→12/11	←	☐; 10/09→; für Bremsscheibendurchmesser [mm]: 316	11.9606-9950.2	220880	ATE Ø 60 - Halter
			→	☐; 10/09→	24.6238-1703.7	220967	TRW Ø 38 - Halter + eFSB
			→	☐; 10/09→	24.6238-1704.7	220968	TRW Ø 38 - Halter + eFSB
			→	☐; 10/09→; V	24.6241-1703.7	220971	TRW Ø 41 + EMot / - Halter + FSB
			→	☐; 10/09→; V	24.6241-1704.7	220972	TRW Ø 41 + EMot / - Halter + FSB
D3	100	10/07→12/15	←	☐; 05/12→; für Bremsscheibendurchmesser [mm]: 300	11.9601-9711.2	220873	ATE Ø 60 - Halter
			←	☐; 05/12→; für Bremsscheibendurchmesser [mm]: 300	11.9601-9712.2	220874	ATE Ø 60 - Halter
			←	☐; 05/12→; für Bremsscheibendurchmesser [mm]: 336	11.9606-9945.2	220727	ATE Ø 60 - Halter
			←	☐; 05/12→; für Bremsscheibendurchmesser [mm]: 336	11.9606-9946.2	220728	ATE Ø 60 - Halter
			←	☐; 05/12→; für Bremsscheibendurchmesser [mm]: 316	11.9606-9949.2	220879	ATE Ø 60 - Halter
			←	☐; 05/12→; für Bremsscheibendurchmesser [mm]: 316	11.9606-9950.2	220880	ATE Ø 60 - Halter
			→	☐; 05/12→; V	24.6241-1703.7	220971	TRW Ø 41 + EMot / - Halter + FSB
			→	☐; 05/12→; V	24.6241-1704.7	220972	TRW Ø 41 + EMot / - Halter + FSB
D4 AWD	120	10/07→12/15	←	☐; 01/13→; für Bremsscheibendurchmesser [mm]: 300	11.9601-9711.2	220873	ATE Ø 60 - Halter
			←	☐; 01/13→; für Bremsscheibendurchmesser [mm]: 300	11.9601-9712.2	220874	ATE Ø 60 - Halter
			←	☐; 01/13→; für Bremsscheibendurchmesser [mm]: 336	11.9606-9945.2	220727	ATE Ø 60 - Halter
			←	☐; 01/13→; für Bremsscheibendurchmesser [mm]: 336	11.9606-9946.2	220728	ATE Ø 60 - Halter
			←	☐; 01/13→; für Bremsscheibendurchmesser [mm]: 316	11.9606-9949.2	220879	ATE Ø 60 - Halter
			←	☐; 01/13→; für Bremsscheibendurchmesser [mm]: 316	11.9606-9950.2	220880	ATE Ø 60 - Halter
			→	☐; 01/13→; V	24.6241-1703.7	220971	TRW Ø 41 + EMot / - Halter + FSB
			→	☐; 01/13→; V	24.6241-1704.7	220972	TRW Ø 41 + EMot / - Halter + FSB
D5	151	10/08→12/11	←	☐; 12/09→; für Bremsscheibendurchmesser [mm]: 300	11.9601-9711.2	220873	ATE Ø 60 - Halter
			←	☐; 12/09→; für Bremsscheibendurchmesser [mm]: 300	11.9601-9712.2	220874	ATE Ø 60 - Halter
			←	☐; 12/09→; für Bremsscheibendurchmesser [mm]: 336	11.9606-9945.2	220727	ATE Ø 60 - Halter
			←	☐; 12/09→; für Bremsscheibendurchmesser [mm]: 336	11.9606-9946.2	220728	ATE Ø 60 - Halter
			←	☐; 12/09→; für Bremsscheibendurchmesser [mm]: 316	11.9606-9949.2	220879	ATE Ø 60 - Halter
			←	☐; 12/09→; für Bremsscheibendurchmesser [mm]: 316	11.9606-9950.2	220880	ATE Ø 60 - Halter
			→	☐; 12/09→	24.6238-1703.7	220967	TRW Ø 38 - Halter + eFSB
			→	☐; 12/09→	24.6238-1704.7	220968	TRW Ø 38 - Halter + eFSB








	kw			 	! #			
<b>VOLVO - V70 III (BW) 04/07→</b>								
 <b>Bremssattel</b>								
D5	151	10/08→12/11	→	 ; 12/09→; V		<b>24.6241-1703.7</b>	<b>220971</b>	TRW Ø 41 + EMot / - Halter + FSB
			→	 ; 12/09→; V		<b>24.6241-1704.7</b>	<b>220972</b>	TRW Ø 41 + EMot / - Halter + FSB
D5 D5 AWD	158 158	04/11→12/15 04/11→12/15	←	 ; 06/11→; für Bremsscheibendurchmesser [mm]: 300		<b>11.9601-9711.2</b>	<b>220873</b>	ATE Ø 60 - Halter
			←	 ; 06/11→; für Bremsscheibendurchmesser [mm]: 300		<b>11.9601-9712.2</b>	<b>220874</b>	ATE Ø 60 - Halter
			←	 ; 06/11→; für Bremsscheibendurchmesser [mm]: 336		<b>11.9606-9945.2</b>	<b>220727</b>	ATE Ø 60 - Halter
			←	 ; 06/11→; für Bremsscheibendurchmesser [mm]: 336		<b>11.9606-9946.2</b>	<b>220728</b>	ATE Ø 60 - Halter
			←	 ; 06/11→; für Bremsscheibendurchmesser [mm]: 316		<b>11.9606-9949.2</b>	<b>220879</b>	ATE Ø 60 - Halter
			←	 ; 06/11→; für Bremsscheibendurchmesser [mm]: 316		<b>11.9606-9950.2</b>	<b>220880</b>	ATE Ø 60 - Halter
			→	 ; 06/11→; V		<b>24.6241-1703.7</b>	<b>220971</b>	TRW Ø 41 + EMot / - Halter + FSB
			→	 ; 06/11→; V		<b>24.6241-1704.7</b>	<b>220972</b>	TRW Ø 41 + EMot / - Halter + FSB
D5 AWD	136	04/07→12/09	←	 ; 10/07→; für Bremsscheibendurchmesser [mm]: 300		<b>11.9601-9711.2</b>	<b>220873</b>	ATE Ø 60 - Halter
			←	 ; 10/07→; für Bremsscheibendurchmesser [mm]: 300		<b>11.9601-9712.2</b>	<b>220874</b>	ATE Ø 60 - Halter
			←	 ; 10/07→; für Bremsscheibendurchmesser [mm]: 336		<b>11.9606-9945.2</b>	<b>220727</b>	ATE Ø 60 - Halter
			←	 ; 10/07→; für Bremsscheibendurchmesser [mm]: 336		<b>11.9606-9946.2</b>	<b>220728</b>	ATE Ø 60 - Halter
			←	 ; 10/07→; für Bremsscheibendurchmesser [mm]: 316		<b>11.9606-9949.2</b>	<b>220879</b>	ATE Ø 60 - Halter
			←	 ; 10/07→; für Bremsscheibendurchmesser [mm]: 316		<b>11.9606-9950.2</b>	<b>220880</b>	ATE Ø 60 - Halter
			→	 ; 10/07→		<b>24.6238-1703.7</b>	<b>220967</b>	TRW Ø 38 - Halter + eFSB
			→	 ; 10/07→		<b>24.6238-1704.7</b>	<b>220968</b>	TRW Ø 38 - Halter + eFSB
			→	 ; 10/07→; V		<b>24.6241-1703.7</b>	<b>220971</b>	TRW Ø 41 + EMot / - Halter + FSB
			→	 ; 10/07→; V		<b>24.6241-1704.7</b>	<b>220972</b>	TRW Ø 41 + EMot / - Halter + FSB
T6 AWD	224	01/10→12/15	←	 ; 04/11→; für Bremsscheibendurchmesser [mm]: 300		<b>11.9601-9711.2</b>	<b>220873</b>	ATE Ø 60 - Halter
			←	 ; 04/11→; für Bremsscheibendurchmesser [mm]: 300		<b>11.9601-9712.2</b>	<b>220874</b>	ATE Ø 60 - Halter
			←	 ; 04/11→; für Bremsscheibendurchmesser [mm]: 336		<b>11.9606-9945.2</b>	<b>220727</b>	ATE Ø 60 - Halter
			←	 ; 04/11→; für Bremsscheibendurchmesser [mm]: 336		<b>11.9606-9946.2</b>	<b>220728</b>	ATE Ø 60 - Halter
			←	 ; 04/11→; für Bremsscheibendurchmesser [mm]: 316		<b>11.9606-9949.2</b>	<b>220879</b>	ATE Ø 60 - Halter
			←	 ; 04/11→; für Bremsscheibendurchmesser [mm]: 316		<b>11.9606-9950.2</b>	<b>220880</b>	ATE Ø 60 - Halter
			→	 ; 04/11→; V		<b>24.6241-1703.7</b>	<b>220971</b>	TRW Ø 41 + EMot / - Halter + FSB
			→	 ; 04/11→; V		<b>24.6241-1704.7</b>	<b>220972</b>	TRW Ø 41 + EMot / - Halter + FSB



	kW			 	! #		
<b>VOLVO - V70 III (BW) 04/07→</b>							
<b>Halter, Bremssattel</b>							
1.6 D 2.0 T	80 149	07/09→12/11 09/09→12/11	←	01/10→; für Bremsscheibendurchmesser [mm]: 300		11.0230-0934.1 260128	ATE
1.6 DRiVe / D2 1.6 T4F 2.0 2.0 BiFuel 2.0 D 2.0 FlexiFuel 2.5 T 2.5 T FlexiFuel 3.2 3.2 3.2 AWD D2 D3 D3 / D4 D4 D4 AWD D5 AWD T4 T4 T5 T5 T6 AWD	84 132 107 157 100 107 147 147 175 179 179 88 110 120 133 133 151 132 140 177 180 210	04/11→12/15 01/11→12/15 10/07→12/11 03/13→12/15 10/07→12/15 01/08→12/11 08/07→12/09 05/08→12/09 08/07→12/10 04/10→12/14 04/10→12/15 03/15→ 03/15→ 03/10→12/15 10/13→ 10/13→ 12/09→12/11 10/10→12/15 03/15→ 01/10→12/14 10/13→ 08/07→12/10	←	für Bremsscheibendurchmesser [mm]: 300		11.0230-0934.1 260128	ATE
2.0 GDI	157	04/12→12/15	←	03/13→; für Bremsscheibendurchmesser [mm]: 300		11.0230-0934.1 260128	ATE
2.4 D 3.2 AWD D5	120 175 136	04/07→12/10 04/07→12/10 04/07→12/09	←	08/07→; für Bremsscheibendurchmesser [mm]: 300		11.0230-0934.1 260128	ATE
2.4 D 2.5 T 2.5 T FlexiFuel	129 170 170	04/09→12/10 04/09→12/12 04/09→12/11	←	10/09→; für Bremsscheibendurchmesser [mm]: 300		11.0230-0934.1 260128	ATE
D3	100	10/07→12/15	←	05/12→; für Bremsscheibendurchmesser [mm]: 300		11.0230-0934.1 260128	ATE
D4 AWD	120	10/07→12/15	←	01/13→; für Bremsscheibendurchmesser [mm]: 300		11.0230-0934.1 260128	ATE
D5	151	10/08→12/11	←	12/09→; für Bremsscheibendurchmesser [mm]: 300		11.0230-0934.1 260128	ATE
D5 D5 AWD	158 158	04/11→12/15 04/11→12/15	←	06/11→; für Bremsscheibendurchmesser [mm]: 300		11.0230-0934.1 260128	ATE
D5 AWD	136	04/07→12/09	←	10/07→; für Bremsscheibendurchmesser [mm]: 300		11.0230-0934.1 260128	ATE
T6 AWD	224	01/10→12/15	←	04/11→; für Bremsscheibendurchmesser [mm]: 300		11.0230-0934.1 260128	ATE
<b>Feder, Bremssattel</b>							
1.6 D 2.0 T	80 149	07/09→12/11 09/09→12/11	←	01/10→; für Bremsscheibendurchmesser [mm]: 300	2	11.8116-0206.1 390593	ATE
			←	01/10→; für Bremsscheibendurchmesser [mm]: 336	2	11.8116-0388.2 390588	ATE
			←	01/10→; für Bremsscheibendurchmesser [mm]: 316	2	11.8116-0388.2 390588	ATE
1.6 DRiVe / D2 1.6 T4F 2.0 2.0 BiFuel 2.0 D 2.0 FlexiFuel 2.5 T 2.5 T FlexiFuel 3.2 3.2 3.2 AWD D2 D3 D3 / D4 D4 D4 AWD D5 AWD T4	84 132 107 157 100 107 147 147 175 179 179 88 110 120 133 133 151 132	04/11→12/15 01/11→12/15 10/07→12/11 03/13→12/15 10/07→12/15 01/08→12/11 08/07→12/09 05/08→12/09 08/07→12/10 04/10→12/14 04/10→12/15 03/15→ 03/15→ 03/10→12/15 10/13→ 10/13→ 12/09→12/11 10/10→12/15	←	für Bremsscheibendurchmesser [mm]: 300	2	11.8116-0206.1 390593	ATE
			←	für Bremsscheibendurchmesser [mm]: 316	2	11.8116-0388.2 390588	ATE
			←	für Bremsscheibendurchmesser [mm]: 336	2	11.8116-0388.2 390588	ATE
↓							








	kw			 	! #			
<b>VOLVO - V70 III (BW) 04/07→</b>								
<b>Feder, Bremssattel</b>								
T4	140	03/15→	←	für Bremsscheibendurchmesser [mm]:	2	11.8116-0206.1	390593	ATE
T5	177	01/10→12/14		300				
T5	180	10/13→	←	für Bremsscheibendurchmesser [mm]:	2	11.8116-0388.2	390588	ATE
T6 AWD	210	08/07→12/10		316				
			←	für Bremsscheibendurchmesser [mm]:	2	11.8116-0388.2	390588	ATE
				336				
2.0 GDI	157	04/12→12/15	←	03/13→;	2	11.8116-0206.1	390593	ATE
				für Bremsscheibendurchmesser [mm]:				
				300				
			←	03/13→;	2	11.8116-0388.2	390588	ATE
				für Bremsscheibendurchmesser [mm]:				
				336				
			←	03/13→;	2	11.8116-0388.2	390588	ATE
				für Bremsscheibendurchmesser [mm]:				
				316				
2.4 D	120	04/07→12/10	←	08/07→;	2	11.8116-0206.1	390593	ATE
3.2 AWD	175	04/07→12/10		für Bremsscheibendurchmesser [mm]:				
D5	136	04/07→12/09		300				
			←	08/07→;	2	11.8116-0388.2	390588	ATE
				für Bremsscheibendurchmesser [mm]:				
				336				
			←	08/07→;	2	11.8116-0388.2	390588	ATE
				für Bremsscheibendurchmesser [mm]:				
				316				
2.4 D	129	04/09→12/10	←	10/09→;	2	11.8116-0206.1	390593	ATE
2.5 T	170	04/09→12/12		für Bremsscheibendurchmesser [mm]:				
2.5 T FlexiFuel	170	04/09→12/11		300				
			←	10/09→;	2	11.8116-0388.2	390588	ATE
				für Bremsscheibendurchmesser [mm]:				
				316				
			←	10/09→;	2	11.8116-0388.2	390588	ATE
				für Bremsscheibendurchmesser [mm]:				
				336				
D3	100	10/07→12/15	←	05/12→;	2	11.8116-0206.1	390593	ATE
				für Bremsscheibendurchmesser [mm]:				
				300				
			←	05/12→;	2	11.8116-0388.2	390588	ATE
				für Bremsscheibendurchmesser [mm]:				
				336				
			←	05/12→;	2	11.8116-0388.2	390588	ATE
				für Bremsscheibendurchmesser [mm]:				
				316				
D4 AWD	120	10/07→12/15	←	01/13→;	2	11.8116-0206.1	390593	ATE
				für Bremsscheibendurchmesser [mm]:				
				300				
			←	01/13→;	2	11.8116-0388.2	390588	ATE
				für Bremsscheibendurchmesser [mm]:				
				336				
			←	01/13→;	2	11.8116-0388.2	390588	ATE
				für Bremsscheibendurchmesser [mm]:				
				316				
D5	151	10/08→12/11	←	12/09→;	2	11.8116-0206.1	390593	ATE
				für Bremsscheibendurchmesser [mm]:				
				300				
			←	12/09→;	2	11.8116-0388.2	390588	ATE
				für Bremsscheibendurchmesser [mm]:				
				336				
			←	12/09→;	2	11.8116-0388.2	390588	ATE
				für Bremsscheibendurchmesser [mm]:				
				316				
D5	158	04/11→12/15	←	06/11→;	2	11.8116-0206.1	390593	ATE
D5 AWD	158	04/11→12/15		für Bremsscheibendurchmesser [mm]:				
				300				
			←	06/11→;	2	11.8116-0388.2	390588	ATE
				für Bremsscheibendurchmesser [mm]:				
				316				
			←	06/11→;	2	11.8116-0388.2	390588	ATE
				für Bremsscheibendurchmesser [mm]:				
				336				
D5 AWD	136	04/07→12/09	←	10/07→;	2	11.8116-0206.1	390593	ATE
				für Bremsscheibendurchmesser [mm]:				
				300				
			←	10/07→;	2	11.8116-0388.2	390588	ATE
				für Bremsscheibendurchmesser [mm]:				
				336				
			←	10/07→;	2	11.8116-0388.2	390588	ATE
				für Bremsscheibendurchmesser [mm]:				
				316				
↓								








	kW			 	! #			
<b>VOLVO - V70 III (BW) 04/07→</b>								
<b>Feder, Bremsattel</b>								
T6 AWD	224	01/10→12/15	←	04/11→; für Bremsscheibendurchmesser [mm]: 300	2	11.8116-0206.1	390593	ATE
			←	04/11→; für Bremsscheibendurchmesser [mm]: 316	2	11.8116-0388.2	390588	ATE
			←	04/11→; für Bremsscheibendurchmesser [mm]: 336	2	11.8116-0388.2	390588	ATE
<b>Führungshülzensatz, Bremsattel</b>								
1.6 D 2.0 T	80 149	07/09→12/11 09/09→12/11	←	01/10→; für Bremsscheibendurchmesser [mm]: 300		11.0101-5407.2	260011	ATE
			←	01/10→; für Bremsscheibendurchmesser [mm]: 336		11.0101-5704.2	260095	ATE
			←	01/10→; für Bremsscheibendurchmesser [mm]: 316		11.0101-5704.2	260095	ATE
1.6 DRIVE / D2 1.6 T4F 2.0 2.0 BiFuel 2.0 D 2.0 FlexiFuel 2.5 T 2.5 T FlexiFuel 3.2 3.2 3.2 AWD D2 D3 D3 / D4 D4 D4 AWD D5 AWD T4 T4 T5 T5 T6 AWD	84 132 107 157 100 107 147 147 175 179 179 88 110 120 133 133 151 132 140 177 180 210	04/11→12/15 01/11→12/15 10/07→12/11 03/13→12/15 10/07→12/15 01/08→12/11 08/07→12/09 05/08→12/09 08/07→12/10 04/10→12/14 04/10→12/15 03/15→ 03/15→ 03/10→12/15 10/13→ 10/13→ 12/09→12/11 10/10→12/15 03/15→ 01/10→12/14 10/13→ 08/07→12/10	←	für Bremsscheibendurchmesser [mm]: 300		11.0101-5407.2	260011	ATE
			←	für Bremsscheibendurchmesser [mm]: 316		11.0101-5704.2	260095	ATE
			←	für Bremsscheibendurchmesser [mm]: 336		11.0101-5704.2	260095	ATE
			←	03/13→; für Bremsscheibendurchmesser [mm]: 300		11.0101-5407.2	260011	ATE
			←	03/13→; für Bremsscheibendurchmesser [mm]: 316		11.0101-5704.2	260095	ATE
			←	03/13→; für Bremsscheibendurchmesser [mm]: 336		11.0101-5704.2	260095	ATE
			←	08/07→; für Bremsscheibendurchmesser [mm]: 300		11.0101-5407.2	260011	ATE
			←	08/07→; für Bremsscheibendurchmesser [mm]: 316		11.0101-5704.2	260095	ATE
			←	08/07→; für Bremsscheibendurchmesser [mm]: 336		11.0101-5704.2	260095	ATE
			←	10/09→; für Bremsscheibendurchmesser [mm]: 300		11.0101-5407.2	260011	ATE
			←	10/09→; für Bremsscheibendurchmesser [mm]: 336		11.0101-5704.2	260095	ATE
			←	10/09→; für Bremsscheibendurchmesser [mm]: 316		11.0101-5704.2	260095	ATE
			←	05/12→; für Bremsscheibendurchmesser [mm]: 300		11.0101-5407.2	260011	ATE
			←	05/12→; für Bremsscheibendurchmesser [mm]: 336		11.0101-5704.2	260095	ATE
			←	05/12→; für Bremsscheibendurchmesser [mm]: 316		11.0101-5704.2	260095	ATE
			↓					








	kw			 	! #		
<b>VOLVO - V70 III (BW) 04/07→</b>							
<b>Führungshülzensatz, Bremsattel</b>							
D4 AWD	120	10/07→12/15	←	01/13→; für Bremsscheibendurchmesser [mm]: 300	11.0101-5407.2	260011	ATE
			←	01/13→; für Bremsscheibendurchmesser [mm]: 316	11.0101-5704.2	260095	ATE
			←	01/13→; für Bremsscheibendurchmesser [mm]: 336	11.0101-5704.2	260095	ATE
D5	151	10/08→12/11	←	12/09→; für Bremsscheibendurchmesser [mm]: 300	11.0101-5407.2	260011	ATE
			←	12/09→; für Bremsscheibendurchmesser [mm]: 316	11.0101-5704.2	260095	ATE
			←	12/09→; für Bremsscheibendurchmesser [mm]: 336	11.0101-5704.2	260095	ATE
D5 D5 AWD	158 158	04/11→12/15 04/11→12/15	←	06/11→; für Bremsscheibendurchmesser [mm]: 300	11.0101-5407.2	260011	ATE
			←	06/11→; für Bremsscheibendurchmesser [mm]: 316	11.0101-5704.2	260095	ATE
			←	06/11→; für Bremsscheibendurchmesser [mm]: 336	11.0101-5704.2	260095	ATE
D5 AWD	136	04/07→12/09	←	10/07→; für Bremsscheibendurchmesser [mm]: 300	11.0101-5407.2	260011	ATE
			←	10/07→; für Bremsscheibendurchmesser [mm]: 316	11.0101-5704.2	260095	ATE
			←	10/07→; für Bremsscheibendurchmesser [mm]: 336	11.0101-5704.2	260095	ATE
T6 AWD	224	01/10→12/15	←	04/11→; für Bremsscheibendurchmesser [mm]: 300	11.0101-5407.2	260011	ATE
			←	04/11→; für Bremsscheibendurchmesser [mm]: 336	11.0101-5704.2	260095	ATE
			←	04/11→; für Bremsscheibendurchmesser [mm]: 316	11.0101-5704.2	260095	ATE
<b>Führungsbolzen, Bremsattel</b>							
1.6 D 2.0 T	80 149	07/09→12/11 09/09→12/11		01/10→; für Bremsscheibendurchmesser [mm]: 316	11.8171-0008.1	990049	ATE
				01/10→; für Bremsscheibendurchmesser [mm]: 300	11.8171-0008.1	990049	ATE
				01/10→; für Bremsscheibendurchmesser [mm]: 336	11.8171-0008.1	990049	ATE
1.6 DRiVe / D2 1.6 T4F 2.0 2.0 BiFuel 2.0 D 2.0 FlexiFuel 2.5 T 2.5 T FlexiFuel 3.2 3.2 3.2 AWD D2 D3 D3 / D4 D4 D4 AWD D5 AWD T4 T4 T5 T5 T6 AWD ↓	84 132 107 157 100 107 147 147 175 179 179 88 110 120 133 133 151 132 140 177 180 210	04/11→12/15 01/11→12/15 10/07→12/11 03/13→12/15 10/07→12/15 01/08→12/11 08/07→12/09 05/08→12/09 08/07→12/10 04/10→12/14 04/10→12/15 03/15→ 03/15→ 03/10→12/15 10/13→ 10/13→ 12/09→12/11 10/10→12/15 03/15→ 01/10→12/14 10/13→ 08/07→12/10		für Bremsscheibendurchmesser [mm]: 316	11.8171-0008.1	990049	ATE
				für Bremsscheibendurchmesser [mm]: 336	11.8171-0008.1	990049	ATE
				für Bremsscheibendurchmesser [mm]: 300	11.8171-0008.1	990049	ATE
				für Bremsscheibendurchmesser [mm]: 316	11.8171-0008.1	990049	ATE
				für Bremsscheibendurchmesser [mm]: 336	11.8171-0008.1	990049	ATE
				für Bremsscheibendurchmesser [mm]: 300	11.8171-0008.1	990049	ATE
				für Bremsscheibendurchmesser [mm]: 316	11.8171-0008.1	990049	ATE
				für Bremsscheibendurchmesser [mm]: 336	11.8171-0008.1	990049	ATE
				für Bremsscheibendurchmesser [mm]: 300	11.8171-0008.1	990049	ATE
				für Bremsscheibendurchmesser [mm]: 316	11.8171-0008.1	990049	ATE
				für Bremsscheibendurchmesser [mm]: 336	11.8171-0008.1	990049	ATE
				für Bremsscheibendurchmesser [mm]: 300	11.8171-0008.1	990049	ATE
				für Bremsscheibendurchmesser [mm]: 316	11.8171-0008.1	990049	ATE
				für Bremsscheibendurchmesser [mm]: 336	11.8171-0008.1	990049	ATE
				für Bremsscheibendurchmesser [mm]: 300	11.8171-0008.1	990049	ATE



















	kw			 	! #		
<b>VOLVO - V70 III (BW) 04/07→</b>							
<b>Führungsbolzen, Bremsattel</b>							
2.0 GDI	157	04/12→12/15		03/13→; für Bremsscheibendurchmesser [mm]: 316	11.8171-0008.1	990049	ATE
				03/13→; für Bremsscheibendurchmesser [mm]: 336			ATE
				03/13→; für Bremsscheibendurchmesser [mm]: 300			ATE
2.4 D 3.2 AWD D5	120 175 136	04/07→12/10 04/07→12/10 04/07→12/09		08/07→; für Bremsscheibendurchmesser [mm]: 336	11.8171-0008.1	990049	ATE
				08/07→; für Bremsscheibendurchmesser [mm]: 316			ATE
				08/07→; für Bremsscheibendurchmesser [mm]: 300			ATE
2.4 D 2.5 T 2.5 T FlexiFuel	129 170 170	04/09→12/10 04/09→12/12 04/09→12/11		10/09→; für Bremsscheibendurchmesser [mm]: 336	11.8171-0008.1	990049	ATE
				10/09→; für Bremsscheibendurchmesser [mm]: 316			ATE
				10/09→; für Bremsscheibendurchmesser [mm]: 300			ATE
D3	100	10/07→12/15		05/12→; für Bremsscheibendurchmesser [mm]: 336	11.8171-0008.1	990049	ATE
				05/12→; für Bremsscheibendurchmesser [mm]: 316			ATE
				05/12→; für Bremsscheibendurchmesser [mm]: 300			ATE
D4 AWD	120	10/07→12/15		01/13→; für Bremsscheibendurchmesser [mm]: 316	11.8171-0008.1	990049	ATE
				01/13→; für Bremsscheibendurchmesser [mm]: 336			ATE
				01/13→; für Bremsscheibendurchmesser [mm]: 300			ATE
D5	151	10/08→12/11		12/09→; für Bremsscheibendurchmesser [mm]: 336	11.8171-0008.1	990049	ATE
				12/09→; für Bremsscheibendurchmesser [mm]: 316			ATE
				12/09→; für Bremsscheibendurchmesser [mm]: 300			ATE
D5 D5 AWD	158 158	04/11→12/15 04/11→12/15		06/11→; für Bremsscheibendurchmesser [mm]: 300	11.8171-0008.1	990049	ATE
				06/11→; für Bremsscheibendurchmesser [mm]: 316			ATE
				06/11→; für Bremsscheibendurchmesser [mm]: 336			ATE
D5 AWD	136	04/07→12/09		10/07→; für Bremsscheibendurchmesser [mm]: 300	11.8171-0008.1	990049	ATE
				10/07→; für Bremsscheibendurchmesser [mm]: 336			ATE
				10/07→; für Bremsscheibendurchmesser [mm]: 316			ATE
T6 AWD	224	01/10→12/15		04/11→; für Bremsscheibendurchmesser [mm]: 300	11.8171-0008.1	990049	ATE
				04/11→; für Bremsscheibendurchmesser [mm]: 336			ATE
↓							


























	kw			 	! #		
<b>VOLVO - V70 III (BW) 04/07→</b>							
<b>Führungsbolzen, Bremsattel</b>							
T6 AWD	224	01/10→12/15		04/11→; für Bremsscheibendurchmesser [mm]: 316		11.8171-0008.1 990049	ATE
<b>Dichtungssatz, Bremsattel</b>							
1.6 D 2.0 T	80 149	07/09→12/11 09/09→12/11	←	01/10→; für Bremsscheibendurchmesser [mm]: 300		11.0441-6008.2 250038	ATE für Kolben-Ø [mm]: 60
			←	01/10→; für Bremsscheibendurchmesser [mm]: 336		11.0441-6008.2 250038	ATE für Kolben-Ø [mm]: 60
			←	01/10→; für Bremsscheibendurchmesser [mm]: 316		11.0441-6008.2 250038	ATE für Kolben-Ø [mm]: 60
1.6 DRIVE / D2 1.6 T4F 2.0 2.0 BiFuel 2.0 D 2.0 FlexiFuel 2.5 T 2.5 T FlexiFuel 3.2 3.2 3.2 AWD D2 D3 D3 / D4 D4 D4 AWD D5 AWD T4 T4 T5 T5 T6 AWD	84 132 107 157 100 107 147 147 175 179 179 88 110 120 133 133 151 132 140 177 180 210	04/11→12/15 01/11→12/15 10/07→12/11 03/13→12/15 10/07→12/15 01/08→12/11 08/07→12/09 05/08→12/09 08/07→12/10 04/10→12/14 04/10→12/15 03/15→ 03/15→ 03/10→12/15 10/13→ 10/13→ 12/09→12/11 10/10→12/15 03/15→ 01/10→12/14 10/13→ 08/07→12/10	← ← ←	für Bremsscheibendurchmesser [mm]: 316 für Bremsscheibendurchmesser [mm]: 300 für Bremsscheibendurchmesser [mm]: 336		11.0441-6008.2 250038 11.0441-6008.2 250038 11.0441-6008.2 250038	ATE für Kolben-Ø [mm]: 60 ATE für Kolben-Ø [mm]: 60 ATE für Kolben-Ø [mm]: 60
2.0 GDI	157	04/12→12/15	← ← ←	03/13→; für Bremsscheibendurchmesser [mm]: 316 03/13→; für Bremsscheibendurchmesser [mm]: 300 03/13→; für Bremsscheibendurchmesser [mm]: 336		11.0441-6008.2 250038 11.0441-6008.2 250038 11.0441-6008.2 250038	ATE für Kolben-Ø [mm]: 60 ATE für Kolben-Ø [mm]: 60 ATE für Kolben-Ø [mm]: 60
2.4 D 3.2 AWD D5	120 175 136	04/07→12/10 04/07→12/10 04/07→12/09	← ← ←	08/07→; für Bremsscheibendurchmesser [mm]: 316 08/07→; für Bremsscheibendurchmesser [mm]: 336 08/07→; für Bremsscheibendurchmesser [mm]: 300		11.0441-6008.2 250038 11.0441-6008.2 250038 11.0441-6008.2 250038	ATE für Kolben-Ø [mm]: 60 ATE für Kolben-Ø [mm]: 60 ATE für Kolben-Ø [mm]: 60
2.4 D 2.5 T 2.5 T FlexiFuel	129 170 170	04/09→12/10 04/09→12/12 04/09→12/11	← ← ←	10/09→; für Bremsscheibendurchmesser [mm]: 300 10/09→; für Bremsscheibendurchmesser [mm]: 336 10/09→; für Bremsscheibendurchmesser [mm]: 316		11.0441-6008.2 250038 11.0441-6008.2 250038 11.0441-6008.2 250038	ATE für Kolben-Ø [mm]: 60 ATE für Kolben-Ø [mm]: 60 ATE für Kolben-Ø [mm]: 60
D3	100	10/07→12/15	← ← ←	05/12→; für Bremsscheibendurchmesser [mm]: 336 05/12→; für Bremsscheibendurchmesser [mm]: 300 05/12→; für Bremsscheibendurchmesser [mm]: 316		11.0441-6008.2 250038 11.0441-6008.2 250038 11.0441-6008.2 250038	ATE für Kolben-Ø [mm]: 60 ATE für Kolben-Ø [mm]: 60 ATE für Kolben-Ø [mm]: 60
D4 AWD	120	10/07→12/15	← ←	01/13→; für Bremsscheibendurchmesser [mm]: 316 01/13→; für Bremsscheibendurchmesser [mm]: 336		11.0441-6008.2 250038 11.0441-6008.2 250038	ATE für Kolben-Ø [mm]: 60 ATE für Kolben-Ø [mm]: 60
↓							

	kw			 	! #					
<b>VOLVO - V70 III (BW) 04/07→</b>										
<b>Dichtungssatz, Bremssattel</b>										
D4 AWD	120	10/07→12/15	←	01/13→; für Bremsscheibendurchmesser [mm]: 300		11.0441-6008.2 250038	ATE für Kolben-Ø [mm]: 60			
D5	151	10/08→12/11	←	12/09→; für Bremsscheibendurchmesser [mm]: 300		11.0441-6008.2 250038	ATE für Kolben-Ø [mm]: 60			
			←	12/09→; für Bremsscheibendurchmesser [mm]: 316		11.0441-6008.2 250038	ATE für Kolben-Ø [mm]: 60			
			←	12/09→; für Bremsscheibendurchmesser [mm]: 336		11.0441-6008.2 250038	ATE für Kolben-Ø [mm]: 60			
D5 D5 AWD	158 158	04/11→12/15 04/11→12/15	←	06/11→; für Bremsscheibendurchmesser [mm]: 300		11.0441-6008.2 250038	ATE für Kolben-Ø [mm]: 60			
			←	06/11→; für Bremsscheibendurchmesser [mm]: 316		11.0441-6008.2 250038	ATE für Kolben-Ø [mm]: 60			
			←	06/11→; für Bremsscheibendurchmesser [mm]: 336		11.0441-6008.2 250038	ATE für Kolben-Ø [mm]: 60			
D5 AWD	136	04/07→12/09	←	10/07→; für Bremsscheibendurchmesser [mm]: 316		11.0441-6008.2 250038	ATE für Kolben-Ø [mm]: 60			
			←	10/07→; für Bremsscheibendurchmesser [mm]: 336		11.0441-6008.2 250038	ATE für Kolben-Ø [mm]: 60			
			←	10/07→; für Bremsscheibendurchmesser [mm]: 300		11.0441-6008.2 250038	ATE für Kolben-Ø [mm]: 60			
T6 AWD	224	01/10→12/15	←	04/11→; für Bremsscheibendurchmesser [mm]: 300		11.0441-6008.2 250038	ATE für Kolben-Ø [mm]: 60			
			←	04/11→; für Bremsscheibendurchmesser [mm]: 336		11.0441-6008.2 250038	ATE für Kolben-Ø [mm]: 60			
			←	04/11→; für Bremsscheibendurchmesser [mm]: 316		11.0441-6008.2 250038	ATE für Kolben-Ø [mm]: 60			
<b>Bremsschlauch</b>										
1.6 D 2.0 T	80 149	07/09→12/11 09/09→12/11	←	01/10→; passend für Felgengröße [Zoll]: 17 / 18	2	24.5162-0375.3 331203	L= 375			
			←	01/10→; passend für Felgengröße [Zoll]: 16	2	24.5162-0390.3 331199	L= 390			
			→	☐; 01/10→; → 24894; + eFSB		24.5133-0310.3 331197	L= 310			
			→	☐; 24895→ 125608; + eFSB		24.5133-0310.3 331197	L= 310			
			→	☐; 125609→; + eFSB		24.5133-0310.3 331197	L= 310			
			→	☐; 125609→; + eFSB		24.5133-0311.3 331198	L= 310			
			→	☐; 24895→ 125608; + eFSB		24.5133-0311.3 331198	L= 310			
			→	01/10→; für Linkslenker; - eFSB	2	24.5162-0185.3 331202	L= 185			
			→	für Rechtslenker; 24895→; - eFSB	2	24.5162-0185.3 331202	L= 185			
→	01/10→; → 24894; für Rechtslenker; - eFSB	2	24.5162-0185.3 331202	L= 185						
1.6 DRiVe / D2 1.6 T4F 2.0 2.0 D 2.0 FlexiFuel 2.5 T 2.5 T FlexiFuel 3.2 3.2 3.2 AWD D3 / D4 D5 AWD T4 T5 T6 AWD	84 132 107 100 107 147 147 175 179 179 120 151 132 177 210	04/11→12/15 01/11→12/15 10/07→12/11 10/07→12/15 01/08→12/11 08/07→12/09 05/08→12/09 08/07→12/10 04/10→12/14 04/10→12/15 03/10→12/15 12/09→12/11 10/10→12/15 01/10→12/14 08/07→12/10	←	passend für Felgengröße [Zoll]: 17 / 18	2	24.5162-0375.3 331203	L= 375			
			←	passend für Felgengröße [Zoll]: 16	2	24.5162-0390.3 331199	L= 390			
			→	☐; 24895→ 125608; + eFSB		24.5133-0310.3 331197	L= 310			
			→	☐; → 24894; + eFSB		24.5133-0310.3 331197	L= 310			
			→	☐; 125609→; + eFSB		24.5133-0310.3 331197	L= 310			
			→	☐; 24895→ 125608; + eFSB		24.5133-0311.3 331198	L= 310			
			→	für Rechtslenker; → 24894; - eFSB	2	24.5162-0185.3 331202	L= 185			
			→	für Linkslenker; - eFSB	2	24.5162-0185.3 331202	L= 185			
			→	für Rechtslenker; 24895→; - eFSB	2	24.5162-0185.3 331202	L= 185			
			2.0 BiFuel	157	03/13→12/15	←	passend für Felgengröße [Zoll]: 17 / 18	2	24.5162-0375.3 331203	L= 375
						←	passend für Felgengröße [Zoll]: 16	2	24.5162-0390.3 331199	L= 390
						→	☐; → 24894; + eFSB		24.5133-0310.3 331197	L= 310
↓										








	kw			 	! #		
<b>VOLVO - V70 III (BW) 04/07→</b>							
<b>Bremsschlauch</b>							
2.0 BiFuel	157	03/13→12/15	➡	☐; 125609→; + eFSB	2	24.5133-0310.3 331197	L= 310
			➡	☐; 24895→ 125608; + eFSB	2	24.5133-0310.3 331197	L= 310
			➡	☐; 24895→ 125608; + eFSB	2	24.5133-0311.3 331198	L= 310
			➡	☐; 125609→; + eFSB	2	24.5133-0311.3 331198	L= 310
			➡	für Linkslenker; - eFSB	2	24.5162-0185.3 331202	L= 185
2.0 GDI	157	04/12→12/15	←	03/13→; passend für Felgengröße [Zoll]: 17 / 18	2	24.5162-0375.3 331203	L= 375
			←	03/13→; passend für Felgengröße [Zoll]: 16	2	24.5162-0390.3 331199	L= 390
			➡	☐; 24895→ 125608; + eFSB	2	24.5133-0310.3 331197	L= 310
			➡	☐; 125609→; + eFSB	2	24.5133-0310.3 331197	L= 310
			➡	☐; 03/13→; → 24894; + eFSB	2	24.5133-0310.3 331197	L= 310
			➡	☐; 24895→ 125608; + eFSB	2	24.5133-0311.3 331198	L= 310
			➡	☐; 125609→; + eFSB	2	24.5133-0311.3 331198	L= 310
			➡	03/13→; für Linkslenker; - eFSB	2	24.5162-0185.3 331202	L= 185
2.4 D 3.2 AWD D5	120	04/07→12/10	←	08/07→; passend für Felgengröße [Zoll]: 17 / 18	2	24.5162-0375.3 331203	L= 375
	175	04/07→12/10	←	08/07→; passend für Felgengröße [Zoll]: 16	2	24.5162-0390.3 331199	L= 390
	136	04/07→12/09	➡	☐; 125609→; + eFSB	2	24.5133-0310.3 331197	L= 310
			➡	☐; 08/07→; → 24894; + eFSB	2	24.5133-0310.3 331197	L= 310
			➡	☐; 24895→ 125608; + eFSB	2	24.5133-0310.3 331197	L= 310
			➡	☐; 24895→ 125608; + eFSB	2	24.5133-0311.3 331198	L= 310
			➡	☐; 125609→; + eFSB	2	24.5133-0311.3 331198	L= 310
			➡	08/07→; → 24894; für Rechtslenker; - eFSB	2	24.5162-0185.3 331202	L= 185
			➡	08/07→; für Linkslenker; - eFSB	2	24.5162-0185.3 331202	L= 185
			➡	für Rechtslenker; 24895→; - eFSB	2	24.5162-0185.3 331202	L= 185
2.4 D 2.5 T 2.5 T FlexiFuel	129	04/09→12/10	←	10/09→; passend für Felgengröße [Zoll]: 17 / 18	2	24.5162-0375.3 331203	L= 375
	170	04/09→12/12	←	10/09→; passend für Felgengröße [Zoll]: 16	2	24.5162-0390.3 331199	L= 390
	170	04/09→12/11	➡	☐; 24895→ 125608; + eFSB	2	24.5133-0310.3 331197	L= 310
			➡	☐; 125609→; + eFSB	2	24.5133-0310.3 331197	L= 310
			➡	☐; 10/09→; → 24894; + eFSB	2	24.5133-0310.3 331197	L= 310
			➡	☐; 24895→ 125608; + eFSB	2	24.5133-0311.3 331198	L= 310
			➡	☐; 125609→; + eFSB	2	24.5133-0311.3 331198	L= 310
			➡	für Rechtslenker; 24895→; - eFSB	2	24.5162-0185.3 331202	L= 185
			➡	10/09→; → 24894; für Rechtslenker; - eFSB	2	24.5162-0185.3 331202	L= 185
			➡	10/09→; für Linkslenker; - eFSB	2	24.5162-0185.3 331202	L= 185
D2 D3 T4	88	03/15→	←	passend für Felgengröße [Zoll]: 17 / 18	2	24.5162-0375.3 331203	L= 375
	110	03/15→	←	passend für Felgengröße [Zoll]: 16	2	24.5162-0390.3 331199	L= 390
	140	03/15→	➡	für Linkslenker; - eFSB	2	24.5162-0185.3 331202	L= 185
D3	100	10/07→12/15	←	05/12→; passend für Felgengröße [Zoll]: 17 / 18	2	24.5162-0375.3 331203	L= 375
			←	05/12→; passend für Felgengröße [Zoll]: 16	2	24.5162-0390.3 331199	L= 390
			➡	☐; 05/12→; → 24894; + eFSB	2	24.5133-0310.3 331197	L= 310
			➡	☐; 24895→ 125608; + eFSB	2	24.5133-0310.3 331197	L= 310
			➡	☐; 125609→; + eFSB	2	24.5133-0310.3 331197	L= 310
			➡	☐; 125609→; + eFSB	2	24.5133-0311.3 331198	L= 310
			➡	☐; 24895→ 125608; + eFSB	2	24.5133-0311.3 331198	L= 310
			➡	05/12→; für Linkslenker; - eFSB	2	24.5162-0185.3 331202	L= 185
			➡	für Rechtslenker; 24895→; - eFSB	2	24.5162-0185.3 331202	L= 185
			➡	05/12→; → 24894; für Rechtslenker; - eFSB	2	24.5162-0185.3 331202	L= 185
D4 D4 AWD T5 ↓	133	10/13→	←	passend für Felgengröße [Zoll]: 17 / 18	2	24.5162-0375.3 331203	L= 375
	133	10/13→	←	passend für Felgengröße [Zoll]: 16	2	24.5162-0390.3 331199	L= 390
	180	10/13→					










	kw			 	! #			
<b>VOLVO - V70 III (BW) 04/07→</b>								
<b>Bremsschlauch</b>								
D4	133	10/13→	➔	☐; + eFSB		24.5133-0310.3	331197	L= 310
D4 AWD	133	10/13→	➔	☐; + eFSB		24.5133-0311.3	331198	L= 310
T5	180	10/13→	➔	- eFSB	2	24.5162-0185.3	331202	L= 185
D4 AWD	120	10/07→12/15	←	01/13→; passend für Felgengröße [Zoll]: 17 / 18	2	24.5162-0375.3	331203	L= 375
			←	01/13→; passend für Felgengröße [Zoll]: 16	2	24.5162-0390.3	331199	L= 390
			➔	☐; 125609→; + eFSB		24.5133-0310.3	331197	L= 310
			➔	☐; 24895→ 125608; + eFSB		24.5133-0310.3	331197	L= 310
			➔	☐; 01/13→; → 24894; + eFSB		24.5133-0310.3	331197	L= 310
			➔	☐; 24895→ 125608; + eFSB		24.5133-0311.3	331198	L= 310
			➔	☐; 125609→; + eFSB		24.5133-0311.3	331198	L= 310
			➔	01/13→; → 24894; für Rechtslenker; - eFSB	2	24.5162-0185.3	331202	L= 185
			➔	für Rechtslenker; 24895→; - eFSB	2	24.5162-0185.3	331202	L= 185
			➔	01/13→; für Linkslenker; - eFSB	2	24.5162-0185.3	331202	L= 185
D5	151	10/08→12/11	←	12/09→; passend für Felgengröße [Zoll]: 17 / 18	2	24.5162-0375.3	331203	L= 375
			←	12/09→; passend für Felgengröße [Zoll]: 16	2	24.5162-0390.3	331199	L= 390
			➔	☐; 24895→ 125608; + eFSB		24.5133-0310.3	331197	L= 310
			➔	☐; 125609→; + eFSB		24.5133-0310.3	331197	L= 310
			➔	☐; 12/09→; → 24894; + eFSB		24.5133-0310.3	331197	L= 310
			➔	☐; 24895→ 125608; + eFSB		24.5133-0311.3	331198	L= 310
			➔	☐; 125609→; + eFSB		24.5133-0311.3	331198	L= 310
			➔	12/09→; für Linkslenker; - eFSB	2	24.5162-0185.3	331202	L= 185
			➔	für Rechtslenker; 24895→; - eFSB	2	24.5162-0185.3	331202	L= 185
			➔	12/09→; → 24894; für Rechtslenker; - eFSB	2	24.5162-0185.3	331202	L= 185
D5	158	04/11→12/15	←	06/11→; passend für Felgengröße [Zoll]: 17 / 18	2	24.5162-0375.3	331203	L= 375
			←	06/11→; passend für Felgengröße [Zoll]: 16	2	24.5162-0390.3	331199	L= 390
			➔	☐; 24895→ 125608; + eFSB		24.5133-0310.3	331197	L= 310
			➔	☐; 125609→; + eFSB		24.5133-0310.3	331197	L= 310
			➔	☐; 06/11→; → 24894; + eFSB		24.5133-0310.3	331197	L= 310
			➔	☐; 24895→ 125608; + eFSB		24.5133-0311.3	331198	L= 310
			➔	☐; 125609→; + eFSB		24.5133-0311.3	331198	L= 310
			➔	06/11→; für Linkslenker; - eFSB	2	24.5162-0185.3	331202	L= 185
			➔	06/11→; für Rechtslenker; → 24894; - eFSB	2	24.5162-0185.3	331202	L= 185
D5 AWD	136	04/07→12/09	←	10/07→; passend für Felgengröße [Zoll]: 17 / 18	2	24.5162-0375.3	331203	L= 375
			←	10/07→; passend für Felgengröße [Zoll]: 16	2	24.5162-0390.3	331199	L= 390
			➔	☐; 10/07→; → 24894; + eFSB		24.5133-0310.3	331197	L= 310
			➔	☐; 24895→ 125608; + eFSB		24.5133-0310.3	331197	L= 310
			➔	☐; 125609→; + eFSB		24.5133-0310.3	331197	L= 310
			➔	☐; 125609→; + eFSB		24.5133-0311.3	331198	L= 310
			➔	☐; 24895→ 125608; + eFSB		24.5133-0311.3	331198	L= 310
			➔	10/07→; → 24894; für Rechtslenker; - eFSB	2	24.5162-0185.3	331202	L= 185
			➔	10/07→; für Linkslenker; - eFSB	2	24.5162-0185.3	331202	L= 185
			➔	für Rechtslenker; 24895→; - eFSB	2	24.5162-0185.3	331202	L= 185
D5 AWD	158	04/11→12/15	←	06/11→; passend für Felgengröße [Zoll]: 17 / 18	2	24.5162-0375.3	331203	L= 375
			←	06/11→; passend für Felgengröße [Zoll]: 16	2	24.5162-0390.3	331199	L= 390
			➔	☐; 125609→; + eFSB		24.5133-0310.3	331197	L= 310
			➔	☐; 24895→ 125608; + eFSB		24.5133-0310.3	331197	L= 310
			➔	☐; 06/11→; → 24894; + eFSB		24.5133-0310.3	331197	L= 310




















































	kw			 	! #			
<b>VOLVO - V70 III (BW) 04/07→</b>								
 <b>Bremsschlauch</b>								
D5 AWD	158	04/11→12/15	→	 ; 24895→ 125608; + eFSB	2	<b>24.5133-0311.3</b>	<b>331198</b>	L= 310
			→	 ; 125609→; + eFSB		<b>24.5133-0311.3</b>	<b>331198</b>	L= 310
			→	06/11→; für Linkslenker; - eFSB	2	<b>24.5162-0185.3</b>	<b>331202</b>	L= 185
			→	für Rechtslenker; 24895→; - eFSB	2	<b>24.5162-0185.3</b>	<b>331202</b>	L= 185
			→	06/11→; für Rechtslenker; → 24894; - eFSB	2	<b>24.5162-0185.3</b>	<b>331202</b>	L= 185
T6 AWD	224	01/10→12/15	←	04/11→; passend für Felgengröße [Zoll]: 17 / 18	2	<b>24.5162-0375.3</b>	<b>331203</b>	L= 375
			←	04/11→; passend für Felgengröße [Zoll]: 16	2	<b>24.5162-0390.3</b>	<b>331199</b>	L= 390
			→	 ; 04/11→; → 24894; + eFSB		<b>24.5133-0310.3</b>	<b>331197</b>	L= 310
			→	 ; 125609→; + eFSB		<b>24.5133-0310.3</b>	<b>331197</b>	L= 310
			→	 ; 24895→ 125608; + eFSB		<b>24.5133-0310.3</b>	<b>331197</b>	L= 310
			→	 ; 24895→ 125608; + eFSB		<b>24.5133-0311.3</b>	<b>331198</b>	L= 310
			→	 ; 125609→; + eFSB		<b>24.5133-0311.3</b>	<b>331198</b>	L= 310
			→	04/11→; → 24894; für Rechtslenker; - eFSB	2	<b>24.5162-0185.3</b>	<b>331202</b>	L= 185
			→	für Rechtslenker; 24895→; - eFSB	2	<b>24.5162-0185.3</b>	<b>331202</b>	L= 185
			→	04/11→; für Linkslenker; - eFSB	2	<b>24.5162-0185.3</b>	<b>331202</b>	L= 185
<b>VOLVO - V90 Kombi 11/96→12/98</b>								
 <b>Bremssattel</b>								
2.5	125	11/96→10/98	←			<b>24.3571-1707.5</b>	<b>240079</b>	TRW Ø 57 - Halter
2.5	132	11/96→10/97	←			<b>24.3571-1708.5</b>	<b>240080</b>	TRW Ø 57 - Halter
2.9	132	01/97→12/98						
2.9	150	01/97→12/98						
<b>Zubehörsatz, Bremssattel</b>								
2.5	125	11/96→10/98	←			<b>24.0101-3601.2</b>	<b>260044</b>	TRW
2.5	132	11/96→10/97						
2.9	132	01/97→12/98						
2.9	150	01/97→12/98						
 <b>Bremsschlauch</b>								
2.5	125	11/96→10/98	←		2	<b>83.6124-0380.3</b>	<b>330268</b>	L= 380
2.5	132	11/96→10/97						
2.9	132	01/97→12/98	→		2	<b>83.6134-0300.3</b>	<b>330725</b>	L= 300
2.9	150	01/97→12/98						
<b>VOLVO - XC60 05/08→</b>								
 <b>Bremssattel</b>								
2.0 T	149	12/09→12/12	→	 ; 03/10→; V		<b>24.6241-1703.7</b>	<b>220971</b>	TRW Ø 41 + EMot / - Halter + FSB
			→	 ; 03/10→; V		<b>24.6241-1704.7</b>	<b>220972</b>	TRW Ø 41 + EMot / - Halter + FSB
2.4 D	129	04/09→12/10	→	 ; V		<b>24.6241-1703.7</b>	<b>220971</b>	TRW Ø 41 + EMot / - Halter + FSB
2.4 D AWD	129	06/09→12/10						
3.2 AWD	175	07/09→12/10	→	 ; V		<b>24.6241-1704.7</b>	<b>220972</b>	TRW Ø 41 + EMot / - Halter + FSB
3.2 AWD	179	03/10→12/15						
D3	100	04/12→12/15						
D3	110	03/15→						
D3 / D4	120	03/10→12/14						
D4	133	10/13→12/15						
D4	140	03/15→						
D4 AWD	133	10/13→12/15						
D4 AWD	140	03/15→						
D5	158	06/11→						
D5 AWD	151	07/09→06/11						
D5 AWD	162	03/15→						
D5 AWD	169	04/14→12/15						
T5	177	09/10→12/14						
T5	180	10/13→						
T5 AWD	180	10/15→						
T5 AWD	187	04/14→						
T6	225	10/13→						
T6 AWD	225	10/13→						
T6 AWD	224	03/10→12/15						
T6 AWD	242	04/14→12/15						
2.4 D / D3 / D4 AWD	120	05/08→	→	 ; 09/08→; V		<b>24.6241-1703.7</b>	<b>220971</b>	TRW Ø 41 + EMot / - Halter + FSB
D5 AWD	136	05/08→12/09						
T6 AWD	210	05/08→12/10						
↓								






























	kw			 	! #		
<b>VOLVO - XC60 05/08 →</b>							
<b>Bremssattel</b>							
2.4 D / D3 / D4 AWD D5 AWD T6 AWD	120 136 210	05/08 → 05/08 → 12/09 05/08 → 12/10	→	☐; 09/08 →; V		24.6241-1704.7 220972	TRW Ø 41 + EMot / - Halter + FSB
D5 AWD	158	04/11 → 12/15	→	☐; 06/11 →; V		24.6241-1703.7 220971	TRW Ø 41 + EMot / - Halter + FSB
			→	☐; 06/11 →; V		24.6241-1704.7 220972	TRW Ø 41 + EMot / - Halter + FSB
<b>Feder, Bremssattel</b>							
2.0 T	149	12/09 → 12/12		03/10 →	2	11.8116-0133.1 390511	ATE
2.4 D 2.4 D AWD 3.2 AWD 3.2 AWD D3 D3 / D4 D4 D4 AWD D5 D5 AWD D5 AWD T5 T5 T5 AWD T5 AWD T6 T6 AWD T6 AWD T6 AWD	129 129 175 179 100 120 133 133 158 151 169 177 180 180 187 225 225 224 242	04/09 → 12/10 06/09 → 12/10 07/09 → 12/10 03/10 → 12/15 04/12 → 12/15 03/10 → 12/14 10/13 → 12/15 10/13 → 12/15 06/11 → 07/09 → 06/11 04/14 → 12/15 09/10 → 12/14 10/13 → 10/15 → 04/14 → 10/13 → 10/13 → 03/10 → 12/15 04/14 → 12/15			2	11.8116-0133.1 390511	ATE
2.4 D / D3 / D4 AWD D5 AWD T6 AWD	120 136 210	05/08 → 05/08 → 12/09 05/08 → 12/10		09/08 →	2	11.8116-0133.1 390511	ATE
D5 AWD	158	04/11 → 12/15		06/11 →	2	11.8116-0133.1 390511	ATE
<b>Führungshülzensatz, Bremssattel</b>							
2.0 T	149	12/09 → 12/12	←	03/10 →		11.0101-7003.2 260124	ATE
2.4 D 2.4 D AWD 3.2 AWD 3.2 AWD D3 D3 / D4 D4 D4 AWD D5 D5 AWD D5 AWD T5 T5 T5 AWD T5 AWD T6 T6 AWD T6 AWD T6 AWD	129 129 175 179 100 120 133 133 158 151 169 177 180 180 187 225 225 224 242	04/09 → 12/10 06/09 → 12/10 07/09 → 12/10 03/10 → 12/15 04/12 → 12/15 03/10 → 12/14 10/13 → 12/15 10/13 → 12/15 06/11 → 07/09 → 06/11 04/14 → 12/15 09/10 → 12/14 10/13 → 10/15 → 04/14 → 10/13 → 10/13 → 03/10 → 12/15 04/14 → 12/15	←			11.0101-7003.2 260124	ATE
2.4 D / D3 / D4 AWD D5 AWD T6 AWD	120 136 210	05/08 → 05/08 → 12/09 05/08 → 12/10	←	09/08 →		11.0101-7003.2 260124	ATE
D5 AWD	158	04/11 → 12/15	←	06/11 →		11.0101-7003.2 260124	ATE
<b>Führungsbolzen, Bremssattel</b>							
2.0 T	149	12/09 → 12/12		03/10 →		11.8171-0096.1 250155	ATE
2.4 D 2.4 D AWD 3.2 AWD 3.2 AWD D3 D3 / D4 D4 D4 AWD D5 D5 AWD D5 AWD T5 T5 T5 AWD T5 AWD T6 T6 AWD	129 129 175 179 100 120 133 133 158 151 169 177 180 180 187 225 225	04/09 → 12/10 06/09 → 12/10 07/09 → 12/10 03/10 → 12/15 04/12 → 12/15 03/10 → 12/14 10/13 → 12/15 10/13 → 12/15 06/11 → 07/09 → 06/11 04/14 → 12/15 09/10 → 12/14 10/13 → 10/15 → 04/14 → 10/13 → 10/13 →				11.8171-0096.1 250155	ATE
↓							








	kw			 	! #		
<b>VOLVO - XC60 05/08→</b>							
<b>Führungsbolzen, Bremsattel</b>							
T6 AWD	224	03/10→12/15				11.8171-0096.1	250155 ATE
T6 AWD	242	04/14→12/15					
2.4 D / D3 / D4 AWD	120	05/08→		09/08→		11.8171-0096.1	250155 ATE
D5 AWD	136	05/08→12/09					
T6 AWD	210	05/08→12/10					
D3	110	03/15→	←			11.8171-0096.1	250155 ATE
D4	140	03/15→					
D4 AWD	140	03/15→					
D5 AWD	162	03/15→					
D5 AWD	158	04/11→12/15		06/11→		11.8171-0096.1	250155 ATE
<b> Bremserschlauch</b>							
2.0 T	149	12/09→12/12	→	☐; 03/10→		24.5133-0310.3	331197 L= 310
			→	☐; 03/10→		24.5133-0311.3	331198 L= 310
2.4 D	129	04/09→12/10	→	☐		24.5133-0310.3	331197 L= 310
2.4 D AWD	129	06/09→12/10	→	☐		24.5133-0311.3	331198 L= 310
3.2 AWD	175	07/09→12/10	→	☐			
3.2 AWD	179	03/10→12/15					
D3	110	03/15→					
D3 / D4	120	03/10→12/14					
D4	133	10/13→12/15					
D4	140	03/15→					
D4 AWD	133	10/13→12/15					
D4 AWD	140	03/15→					
D5	158	06/11→					
D5 AWD	151	07/09→06/11					
D5 AWD	162	03/15→					
D5 AWD	169	04/14→12/15					
T5	177	09/10→12/14					
T5	180	10/13→					
T5 AWD	180	10/15→					
T5 AWD	187	04/14→					
T6	225	10/13→					
T6 AWD	225	10/13→					
T6 AWD	224	03/10→12/15					
T6 AWD	242	04/14→12/15					
2.4 D / D3 / D4 AWD	120	05/08→	→	☐; 09/08→		24.5133-0310.3	331197 L= 310
D5 AWD	136	05/08→12/09	→	☐; 09/08→		24.5133-0311.3	331198 L= 310
T6 AWD	210	05/08→12/10	→	☐; 09/08→			
D5 AWD	158	04/11→12/15	→	☐; 06/11→		24.5133-0310.3	331197 L= 310
			→	☐; 06/11→		24.5133-0311.3	331198 L= 310
<b>VOLVO - XC70 II 04/07→</b>							
<b> Bremsattel</b>							
2.4 D	129	06/09→12/10	←	☐; 01/10→; passend für Felgenreöße [Zoll]: 16		11.9601-9711.2	220873 ATE Ø 60 - Halter
			←	☐; 01/10→; passend für Felgenreöße [Zoll]: 16		11.9601-9712.2	220874 ATE Ø 60 - Halter
			←	☐; 01/10→; passend für Felgenreöße [Zoll]: 18		11.9606-9945.2	220727 ATE Ø 60 - Halter
			←	☐; 01/10→; passend für Felgenreöße [Zoll]: 18		11.9606-9946.2	220728 ATE Ø 60 - Halter
			←	☐; 01/10→; passend für Felgenreöße [Zoll]: 17		11.9606-9949.2	220879 ATE Ø 60 - Halter
			←	☐; 01/10→; passend für Felgenreöße [Zoll]: 17		11.9606-9950.2	220880 ATE Ø 60 - Halter
			→	☐; 01/10→		24.6238-1703.7	220967 TRW Ø 38 - Halter + eFSB
			→	☐; 01/10→		24.6238-1704.7	220968 TRW Ø 38 - Halter + eFSB
			→	☐; 01/10→; V		24.6241-1703.7	220971 TRW Ø 41 + EMot / - Halter + FSB
			→	☐; 01/10→; V		24.6241-1704.7	220972 TRW Ø 41 + EMot / - Halter + FSB
2.4 D / D4 AWD	120	08/07→	←	☐; passend für Felgenreöße [Zoll]: 16		11.9601-9711.2	220873 ATE Ø 60 - Halter
3.2 AWD	175	08/07→	←	☐; passend für Felgenreöße [Zoll]: 16		11.9601-9712.2	220874 ATE Ø 60 - Halter
T6 AWD	210	01/08→	←	☐; passend für Felgenreöße [Zoll]: 18		11.9606-9945.2	220727 ATE Ø 60 - Halter
			←	☐; passend für Felgenreöße [Zoll]: 18		11.9606-9946.2	220728 ATE Ø 60 - Halter
			←	☐; passend für Felgenreöße [Zoll]: 17		11.9606-9949.2	220879 ATE Ø 60 - Halter
			←	☐; passend für Felgenreöße [Zoll]: 17		11.9606-9950.2	220880 ATE Ø 60 - Halter
			→	☐		24.6238-1703.7	220967 TRW Ø 38 - Halter + eFSB
			→	☐		24.6238-1704.7	220968 TRW Ø 38 - Halter + eFSB










	kw			 	! #		
<b>VOLVO - XC70 II 04/07→</b>							
 <b>Bremssattel</b>							
2.4 D / D4 AWD 3.2 AWD T6 AWD	120 175 210	08/07→ 08/07→ 01/08→	→	 ; V		24.6241-1703.7 220971	TRW Ø 41 + EMot / - Halter + FSB
			→	 ; V		24.6241-1704.7 220972	TRW Ø 41 + EMot / - Halter + FSB
3.2 AWD T6 AWD	179 224	08/07→ 01/10→	←	 ; passend für Felgengröße [Zoll]: 16		11.9601-9711.2 220873	ATE Ø 60 - Halter
			←	 ; passend für Felgengröße [Zoll]: 16		11.9601-9712.2 220874	ATE Ø 60 - Halter
			←	 ; passend für Felgengröße [Zoll]: 18		11.9606-9945.2 220727	ATE Ø 60 - Halter
			←	 ; passend für Felgengröße [Zoll]: 18		11.9606-9946.2 220728	ATE Ø 60 - Halter
			←	 ; passend für Felgengröße [Zoll]: 17		11.9606-9949.2 220879	ATE Ø 60 - Halter
			←	 ; passend für Felgengröße [Zoll]: 17		11.9606-9950.2 220880	ATE Ø 60 - Halter
			→	 ; → 118000		24.6238-1703.7 220967	TRW Ø 38 - Halter + eFSB
			→	 ; → 118000		24.6238-1704.7 220968	TRW Ø 38 - Halter + eFSB
			→	 ; V		24.6241-1703.7 220971	TRW Ø 41 + EMot / - Halter + FSB
			→	 ; V		24.6241-1704.7 220972	TRW Ø 41 + EMot / - Halter + FSB
D3	120	04/10→12/15	←	 ; 08/11→; passend für Felgengröße [Zoll]: 16		11.9601-9711.2 220873	ATE Ø 60 - Halter
			←	 ; 08/11→; passend für Felgengröße [Zoll]: 16		11.9601-9712.2 220874	ATE Ø 60 - Halter
			←	 ; 08/11→; passend für Felgengröße [Zoll]: 18		11.9606-9945.2 220727	ATE Ø 60 - Halter
			←	 ; 08/11→; passend für Felgengröße [Zoll]: 18		11.9606-9946.2 220728	ATE Ø 60 - Halter
			←	 ; 08/11→; passend für Felgengröße [Zoll]: 17		11.9606-9949.2 220879	ATE Ø 60 - Halter
			←	 ; 08/11→; passend für Felgengröße [Zoll]: 17		11.9606-9950.2 220880	ATE Ø 60 - Halter
			→	 ; 08/11→		24.6238-1703.7 220967	TRW Ø 38 - Halter + eFSB
			→	 ; 08/11→		24.6238-1704.7 220968	TRW Ø 38 - Halter + eFSB
			→	 ; 08/11→; V		24.6241-1703.7 220971	TRW Ø 41 + EMot / - Halter + FSB
			→	 ; 08/11→; V		24.6241-1704.7 220972	TRW Ø 41 + EMot / - Halter + FSB
D4 D4 AWD D5 AWD T5 T5 AWD	133 133 162 180 187	10/13→ 10/13→ 03/15→ 10/13→ 08/15→	←	 ; passend für Felgengröße [Zoll]: 16		11.9601-9711.2 220873	ATE Ø 60 - Halter
			←	 ; passend für Felgengröße [Zoll]: 16		11.9601-9712.2 220874	ATE Ø 60 - Halter
			←	 ; passend für Felgengröße [Zoll]: 18		11.9606-9945.2 220727	ATE Ø 60 - Halter
			←	 ; passend für Felgengröße [Zoll]: 18		11.9606-9946.2 220728	ATE Ø 60 - Halter
			←	 ; passend für Felgengröße [Zoll]: 17		11.9606-9949.2 220879	ATE Ø 60 - Halter
			←	 ; passend für Felgengröße [Zoll]: 17		11.9606-9950.2 220880	ATE Ø 60 - Halter
			→	 ; V		24.6241-1703.7 220971	TRW Ø 41 + EMot / - Halter + FSB
			→	 ; V		24.6241-1704.7 220972	TRW Ø 41 + EMot / - Halter + FSB
D5 AWD	136	04/07→12/09	←	 ; 08/07→; passend für Felgengröße [Zoll]: 16		11.9601-9711.2 220873	ATE Ø 60 - Halter
			←	 ; 08/07→; passend für Felgengröße [Zoll]: 16		11.9601-9712.2 220874	ATE Ø 60 - Halter
			←	 ; 08/07→; passend für Felgengröße [Zoll]: 18		11.9606-9945.2 220727	ATE Ø 60 - Halter
			←	 ; 08/07→; passend für Felgengröße [Zoll]: 18		11.9606-9946.2 220728	ATE Ø 60 - Halter
			←	 ; 08/07→; passend für Felgengröße [Zoll]: 17		11.9606-9949.2 220879	ATE Ø 60 - Halter
			←	 ; 08/07→; passend für Felgengröße [Zoll]: 17		11.9606-9950.2 220880	ATE Ø 60 - Halter
			→	 ; 08/07→		24.6238-1703.7 220967	TRW Ø 38 - Halter + eFSB
			→	 ; 08/07→		24.6238-1704.7 220968	TRW Ø 38 - Halter + eFSB
			→	 ; 08/07→; V		24.6241-1703.7 220971	TRW Ø 41 + EMot / - Halter + FSB
			→	 ; 08/07→; V		24.6241-1704.7 220972	TRW Ø 41 + EMot / - Halter + FSB
D5 AWD ↓	151	04/09→12/11	←	 ; 12/09→; passend für Felgengröße [Zoll]: 16		11.9601-9711.2 220873	ATE Ø 60 - Halter

	kw			 	! #			
<b>VOLVO - XC70 II 04/07→</b>								
<b> Bremssattel</b>								
D5 AWD	151	04/09→12/11	←	 ; 12/09→; passend für Felgengröße [Zoll]: 16	11.9601-9712.2	220874	ATE Ø 60 - Halter	
			←	 ; 12/09→; passend für Felgengröße [Zoll]: 18	11.9606-9945.2	220727	ATE Ø 60 - Halter	
			←	 ; 12/09→; passend für Felgengröße [Zoll]: 18	11.9606-9946.2	220728	ATE Ø 60 - Halter	
			←	 ; 12/09→; passend für Felgengröße [Zoll]: 17	11.9606-9949.2	220879	ATE Ø 60 - Halter	
			←	 ; 12/09→; passend für Felgengröße [Zoll]: 17	11.9606-9950.2	220880	ATE Ø 60 - Halter	
			→	 ; 12/09→	24.6238-1703.7	220967	TRW Ø 38 - Halter + eFSB	
			→	 ; 12/09→	24.6238-1704.7	220968	TRW Ø 38 - Halter + eFSB	
			→	 ; 12/09→; V	24.6241-1703.7	220971	TRW Ø 41 + EMot / - Halter + FSB	
			→	 ; 12/09→; V	24.6241-1704.7	220972	TRW Ø 41 + EMot / - Halter + FSB	
D5 AWD	158	04/11→12/15	←	 ; 06/11→; passend für Felgengröße [Zoll]: 16	11.9601-9711.2	220873	ATE Ø 60 - Halter	
			←	 ; 06/11→; passend für Felgengröße [Zoll]: 16	11.9601-9712.2	220874	ATE Ø 60 - Halter	
			←	 ; 06/11→; passend für Felgengröße [Zoll]: 18	11.9606-9945.2	220727	ATE Ø 60 - Halter	
			←	 ; 06/11→; passend für Felgengröße [Zoll]: 18	11.9606-9946.2	220728	ATE Ø 60 - Halter	
			←	 ; 06/11→; passend für Felgengröße [Zoll]: 17	11.9606-9949.2	220879	ATE Ø 60 - Halter	
			←	 ; 06/11→; passend für Felgengröße [Zoll]: 17	11.9606-9950.2	220880	ATE Ø 60 - Halter	
			→	 ; 06/11→; → 118000	24.6238-1703.7	220967	TRW Ø 38 - Halter + eFSB	
			→	 ; 06/11→; → 118000	24.6238-1704.7	220968	TRW Ø 38 - Halter + eFSB	
			→	 ; 06/11→; V	24.6241-1703.7	220971	TRW Ø 41 + EMot / - Halter + FSB	
→	 ; 06/11→; V	24.6241-1704.7	220972	TRW Ø 41 + EMot / - Halter + FSB				
<b>Halter, Bremssattel</b>								
2.4 D	129	06/09→12/10	←	01/10→; passend für Felgengröße [Zoll]: 16	11.0230-0934.1	260128	ATE	
2.4 D / D4 AWD	120	08/07→	←	passend für Felgengröße [Zoll]: 16	11.0230-0934.1	260128	ATE	
3.2 AWD	175	08/07→						
3.2 AWD	179	08/07→						
D4	133	10/13→						
D4 AWD	133	10/13→						
D5 AWD	162	03/15→						
T5	180	10/13→						
T5 AWD	187	08/15→						
T6 AWD	210	01/08→						
T6 AWD	224	01/10→						
D3	120	04/10→12/15	←	08/11→; passend für Felgengröße [Zoll]: 16	11.0230-0934.1	260128	ATE	
D5 AWD	136	04/07→12/09	←	08/07→; passend für Felgengröße [Zoll]: 16	11.0230-0934.1	260128	ATE	
D5 AWD	151	04/09→12/11	←	12/09→; passend für Felgengröße [Zoll]: 16	11.0230-0934.1	260128	ATE	
D5 AWD	158	04/11→12/15	←	06/11→; passend für Felgengröße [Zoll]: 16	11.0230-0934.1	260128	ATE	
<b>Feder, Bremssattel</b>								
2.4 D	129	06/09→12/10	←	01/10→; passend für Felgengröße [Zoll]: 16	2	11.8116-0206.1	390593	ATE
			←	01/10→	2	11.8116-0388.2	390588	ATE
			←	01/10→; passend für Felgengröße [Zoll]: 18	2	11.8116-0388.2	390588	ATE
2.4 D / D4 AWD	120	08/07→	←	passend für Felgengröße [Zoll]: 16	2	11.8116-0206.1	390593	ATE
			←	passend für Felgengröße [Zoll]: 18	2	11.8116-0388.2	390588	ATE
			←		2	11.8116-0388.2	390588	ATE
			←		2	11.8116-0388.2	390588	ATE
			←		2	11.8116-0388.2	390588	ATE
3.2 AWD	175	08/07→						
3.2 AWD	179	08/07→						
D4	133	10/13→						
D4 AWD	133	10/13→						
D5 AWD	162	03/15→						
T5	180	10/13→						
T5 AWD	187	08/15→						
T6 AWD	210	01/08→						
T6 AWD	224	01/10→						
↓								




	kW			 	! #		
<b>VOLVO - XC70 II 04/07→</b>							
<b>Feder, Bremssattel</b>							
D3	120	04/10→12/15	←	08/11→; passend für Felgengröße [Zoll]: 16	2	11.8116-0206.1 390593	ATE
			←	08/11→	2	11.8116-0388.2 390588	ATE
			←	08/11→; passend für Felgengröße [Zoll]: 18	2	11.8116-0388.2 390588	ATE
D5 AWD	136	04/07→12/09	←	08/07→; passend für Felgengröße [Zoll]: 16	2	11.8116-0206.1 390593	ATE
			←	08/07→	2	11.8116-0388.2 390588	ATE
			←	08/07→; passend für Felgengröße [Zoll]: 18	2	11.8116-0388.2 390588	ATE
D5 AWD	151	04/09→12/11	←	12/09→; passend für Felgengröße [Zoll]: 16	2	11.8116-0206.1 390593	ATE
			←	12/09→; passend für Felgengröße [Zoll]: 18	2	11.8116-0388.2 390588	ATE
			←	12/09→	2	11.8116-0388.2 390588	ATE
D5 AWD	158	04/11→12/15	←	06/11→; passend für Felgengröße [Zoll]: 16	2	11.8116-0206.1 390593	ATE
			←	06/11→	2	11.8116-0388.2 390588	ATE
			←	06/11→; passend für Felgengröße [Zoll]: 18	2	11.8116-0388.2 390588	ATE
<b>Führungshülzensatz, Bremssattel</b>							
2.4 D	129	06/09→12/10	←	01/10→		11.0101-5407.2 260011 11.0101-5704.2 260095	ATE ATE
2.4 D / D4 AWD	120	08/07→	←			11.0101-5407.2 260011	ATE
3.2 AWD	175	08/07→				11.0101-5704.2 260095	ATE
3.2 AWD	179	08/07→					
D4	133	10/13→					
D4 AWD	133	10/13→					
D5 AWD	162	03/15→					
T5	180	10/13→					
T5 AWD	187	08/15→					
T6 AWD	210	01/08→					
T6 AWD	224	01/10→					
D3	120	04/10→12/15	←	08/11→		11.0101-5407.2 260011 11.0101-5704.2 260095	ATE ATE
D5 AWD	136	04/07→12/09	←	08/07→		11.0101-5407.2 260011 11.0101-5704.2 260095	ATE ATE
D5 AWD	151	04/09→12/11	←	12/09→		11.0101-5407.2 260011 11.0101-5704.2 260095	ATE ATE
D5 AWD	158	04/11→12/15	←	06/11→		11.0101-5407.2 260011 11.0101-5704.2 260095	ATE ATE
<b>Führungsbolzen, Bremssattel</b>							
2.4 D	129	06/09→12/10		01/10→		11.8171-0008.1 990049	ATE
			←	01/10→		11.8171-0008.1 990049	ATE
2.4 D / D4 AWD	120	08/07→				11.8171-0008.1 990049	ATE
3.2 AWD	175	08/07→					
3.2 AWD	179	08/07→	←			11.8171-0008.1 990049	ATE
D4	133	10/13→					
D4 AWD	133	10/13→					
D5 AWD	162	03/15→					
T5	180	10/13→					
T5 AWD	187	08/15→					
T6 AWD	210	01/08→					
T6 AWD	224	01/10→					
D3	120	04/10→12/15		08/11→		11.8171-0008.1 990049	ATE
			←	08/11→		11.8171-0008.1 990049	ATE
D5 AWD	136	04/07→12/09		08/07→		11.8171-0008.1 990049	ATE
			←	08/07→		11.8171-0008.1 990049	ATE
D5 AWD	151	04/09→12/11		12/09→		11.8171-0008.1 990049	ATE
			←	12/09→		11.8171-0008.1 990049	ATE
D5 AWD	158	04/11→12/15		06/11→		11.8171-0008.1 990049	ATE
			←	06/11→		11.8171-0008.1 990049	ATE
<b>Dichtungssatz, Bremssattel</b>							
2.4 D	129	06/09→12/10	←	01/10→		11.0441-6008.2 250038	ATE für Kolben-Ø [mm]: 60
2.4 D / D4 AWD	120	08/07→	←			11.0441-6008.2 250038	ATE für Kolben-Ø [mm]: 60
3.2 AWD	175	08/07→					
3.2 AWD	179	08/07→					

	kw			 	! #		
<b>VOLVO - XC70 II 04/07→</b>							
<b>Dichtungssatz, Bremsattel</b>							
D4 D4 AWD D5 AWD T5 T5 AWD T6 AWD T6 AWD	133 133 162 180 187 210 224	10/13→ 10/13→ 03/15→ 10/13→ 08/15→ 01/08→ 01/10→	←			11.0441-6008.2 250038	ATE für Kolben-Ø [mm]: 60
D3	120	04/10→12/15	←	08/11→		11.0441-6008.2 250038	ATE für Kolben-Ø [mm]: 60
D5 AWD	136	04/07→12/09	←	08/07→		11.0441-6008.2 250038	ATE für Kolben-Ø [mm]: 60
D5 AWD	151	04/09→12/11	←	12/09→		11.0441-6008.2 250038	ATE für Kolben-Ø [mm]: 60
D5 AWD	158	04/11→12/15	←	06/11→		11.0441-6008.2 250038	ATE für Kolben-Ø [mm]: 60
<b>Bremsschlauch</b>							
2.4 D	129	06/09→12/10	←	01/10→; passend für Felgengröße [Zoll]: 16	2	24.5162-0390.3 331199	L= 390
			←	01/10→; passend für Felgengröße [Zoll]: 17 / 18	2	24.5162-0405.3 331194	L= 405
			→	☐; 75767→; + eFSB		24.5133-0310.3 331197	L= 310
			→	☐; 01/10→; → 19120; + eFSB		24.5133-0310.3 331197	L= 310
			→	☐; 19121→ 75766; + eFSB		24.5133-0310.3 331197	L= 310
			→	☐; 75767→; + eFSB		24.5133-0311.3 331198	L= 310
			→	☐; 19121→ 75766; + eFSB		24.5133-0311.3 331198	L= 310
			→	19121→; für Rechtslenker; - eFSB	2	24.5162-0185.3 331202	L= 185
			→	01/10→; → 19120; für Rechtslenker; - eFSB	2	24.5162-0185.3 331202	L= 185
			→	01/10→; für Linkslenker; - eFSB	2	24.5162-0185.3 331202	L= 185
2.4 D / D4 AWD 3.2 AWD 3.2 AWD T6 AWD T6 AWD	120 175 179 210 224	08/07→ 08/07→ 08/07→ 01/08→ 01/10→	←	passend für Felgengröße [Zoll]: 16	2	24.5162-0390.3 331199	L= 390
			←	passend für Felgengröße [Zoll]: 17 / 18	2	24.5162-0405.3 331194	L= 405
			→	☐; → 19120; + eFSB		24.5133-0310.3 331197	L= 310
			→	☐; 75767→; + eFSB		24.5133-0310.3 331197	L= 310
			→	☐; 19121→ 75766; + eFSB		24.5133-0310.3 331197	L= 310
			→	☐; 75767→; + eFSB		24.5133-0311.3 331198	L= 310
			→	☐; 19121→ 75766; + eFSB		24.5133-0311.3 331198	L= 310
			→	19121→; für Rechtslenker; - eFSB	2	24.5162-0185.3 331202	L= 185
			→	für Linkslenker; - eFSB	2	24.5162-0185.3 331202	L= 185
			→	für Rechtslenker; → 19120; - eFSB	2	24.5162-0185.3 331202	L= 185
D3	120	04/10→12/15	←	08/11→; passend für Felgengröße [Zoll]: 16	2	24.5162-0390.3 331199	L= 390
			←	08/11→; passend für Felgengröße [Zoll]: 17 / 18	2	24.5162-0405.3 331194	L= 405
			→	☐; 08/11→; → 19120; + eFSB		24.5133-0310.3 331197	L= 310
			→	☐; 75767→; + eFSB		24.5133-0310.3 331197	L= 310
			→	☐; 19121→ 75766; + eFSB		24.5133-0310.3 331197	L= 310
			→	☐; 75767→; + eFSB		24.5133-0311.3 331198	L= 310
			→	☐; 19121→ 75766; + eFSB		24.5133-0311.3 331198	L= 310
			→	19121→; für Rechtslenker; - eFSB	2	24.5162-0185.3 331202	L= 185
			→	08/11→; für Linkslenker; - eFSB	2	24.5162-0185.3 331202	L= 185
			→	08/11→; für Rechtslenker; → 19120; - eFSB	2	24.5162-0185.3 331202	L= 185
D4 D4 AWD T5 T5 AWD	133 133 180 187	10/13→ 10/13→ 10/13→ 08/15→	←	passend für Felgengröße [Zoll]: 16	2	24.5162-0390.3 331199	L= 390
			←	passend für Felgengröße [Zoll]: 17 / 18	2	24.5162-0405.3 331194	L= 405
			→	☐; + eFSB		24.5133-0310.3 331197	L= 310
			→	☐; + eFSB		24.5133-0311.3 331198	L= 310
			→	- eFSB	2	24.5162-0185.3 331202	L= 185
D5 AWD	136	04/07→12/09	←	08/07→; passend für Felgengröße [Zoll]: 16	2	24.5162-0390.3 331199	L= 390
			←	08/07→; passend für Felgengröße [Zoll]: 17 / 18	2	24.5162-0405.3 331194	L= 405
			→	☐; 08/07→; → 19120; + eFSB		24.5133-0310.3 331197	L= 310
			→	☐; 75767→; + eFSB		24.5133-0310.3 331197	L= 310
↓							



**VOLVO - XC70 II 04/07→**

 **Bremsschlauch**








D5 AWD	136	04/07→12/09	➔	☐; 19121→ 75766; + eFSB	24.5133-0310.3	331197	L= 310	
			➔	☐; 75767→; + eFSB	24.5133-0311.3	331198	L= 310	
			➔	☐; 19121→ 75766; + eFSB	24.5133-0311.3	331198	L= 310	
			➔	19121→; für Rechtslenker; - eFSB	2	24.5162-0185.3	331202	L= 185
			➔	08/07→; für Linkslenker; - eFSB	2	24.5162-0185.3	331202	L= 185
			➔	08/07→; → 19120; für Rechtslenker; - eFSB	2	24.5162-0185.3	331202	L= 185
D5 AWD	151	04/09→12/11	←	12/09→; passend für Felgengröße [Zoll]: 16	2	24.5162-0390.3	331199	L= 390
			←	12/09→; passend für Felgengröße [Zoll]: 17 / 18	2	24.5162-0405.3	331194	L= 405
			➔	☐; 75767→; + eFSB	24.5133-0310.3	331197	L= 310	
			➔	☐; 12/09→; → 19120; + eFSB	24.5133-0310.3	331197	L= 310	
			➔	☐; 19121→ 75766; + eFSB	24.5133-0310.3	331197	L= 310	
			➔	☐; 19121→ 75766; + eFSB	24.5133-0311.3	331198	L= 310	
			➔	☐; 75767→; + eFSB	24.5133-0311.3	331198	L= 310	
			➔	12/09→; → 19120; für Rechtslenker; - eFSB	2	24.5162-0185.3	331202	L= 185
			➔	19121→; für Rechtslenker; - eFSB	2	24.5162-0185.3	331202	L= 185
			➔	12/09→; für Linkslenker; - eFSB	2	24.5162-0185.3	331202	L= 185
D5 AWD	158	04/11→12/15	←	06/11→; passend für Felgengröße [Zoll]: 16	2	24.5162-0390.3	331199	L= 390
			←	06/11→; passend für Felgengröße [Zoll]: 17 / 18	2	24.5162-0405.3	331194	L= 405
			➔	☐; 75767→; + eFSB	24.5133-0310.3	331197	L= 310	
			➔	☐; 06/11→; → 19120; + eFSB	24.5133-0310.3	331197	L= 310	
			➔	☐; 19121→ 75766; + eFSB	24.5133-0310.3	331197	L= 310	
			➔	☐; 75767→; + eFSB	24.5133-0311.3	331198	L= 310	
			➔	☐; 19121→ 75766; + eFSB	24.5133-0311.3	331198	L= 310	
			➔	19121→; für Rechtslenker; - eFSB	2	24.5162-0185.3	331202	L= 185
			➔	06/11→; → 19120; für Rechtslenker; - eFSB	2	24.5162-0185.3	331202	L= 185
			➔	06/11→; für Linkslenker; - eFSB	2	24.5162-0185.3	331202	L= 185
D5 AWD	162	03/15→	←	passend für Felgengröße [Zoll]: 16	2	24.5162-0390.3	331199	L= 390
			←	passend für Felgengröße [Zoll]: 17 / 18	2	24.5162-0405.3	331194	L= 405
			➔	- eFSB	2	24.5162-0185.3	331202	L= 185










**VOLVO - XC70 CROSS COUNTRY 10/97→08/07**










 **Bremssattel**

2.4 D5 AWD 2.4 D5 XC AWD 2.5 T XC AWD	136 120 154	12/05→08/07 09/02→08/07 09/02→08/07	←	☐; → 07/07; passend für Felgengröße [Zoll]: 17	11.9571-9864.2	220514	ATE Ø 57 - Halter
			←	☐; → 07/07; passend für Felgengröße [Zoll]: 17	24.3571-9863.5	240691	ATE Ø 57 - Halter
			←	☐; → 07/07; passend für Felgengröße [Zoll]: 15 / 16	24.3601-9829.5	240507	ATE Ø 60 - Halter
			←	☐; → 07/07; passend für Felgengröße [Zoll]: 15 / 16	24.3601-9830.5	240508	ATE Ø 60 - Halter
			➔	☐; → 07/07; Raddurchmesser [Zoll]: 15	11.9421-9979.2	220497	ATE Ø 42 - Halter
			➔	☐; → 07/07	11.9421-9980.2	220498	ATE Ø 42 - Halter
			➔	☐; → 07/07	24.3421-9980.5	240476	ATE Ø 42 - Halter
			➔	☐; → 07/07	24.3421-9979.5	240475	ATE Ø 42 - Halter
2.4 T XC AWD 2.4 T XC AWD	142 147	11/97→09/02 03/00→09/02	←	☐; passend für Felgengröße [Zoll]: 17	11.9571-9864.2	220514	ATE Ø 57 - Halter
			←	☐; passend für Felgengröße [Zoll]: 17	24.3571-9863.5	240691	ATE Ø 57 - Halter
			←	☐; passend für Felgengröße [Zoll]: 15 / 16	24.3601-9829.5	240507	ATE Ø 60 - Halter
			←	☐; passend für Felgengröße [Zoll]: 15 / 16	24.3601-9830.5	240508	ATE Ø 60 - Halter
			➔	☐; Raddurchmesser [Zoll]: 15	11.9421-9979.2	220497	ATE Ø 42 - Halter
			➔	☐	11.9421-9980.2	220498	ATE Ø 42 - Halter
			➔	☐	24.3421-9980.5	240476	ATE Ø 42 - Halter
➔	☐	24.3421-9979.5	240475	ATE Ø 42 - Halter			










↓








	kw			 	! #		
<b>VOLVO - XC70 CROSS COUNTRY 10/97→08/07</b>							
<b>Feder, Bremssattel</b>							
2.4 D5 AWD	136	12/05→08/07		→ 07/07	2	11.8116-0236.1 390507	ATE
2.4 D5 XC AWD	120	09/02→08/07		→ 07/07; passend für Felgenreöße [Zoll]: 17	2	11.8116-0366.2 390587	ATE
2.5 T XC AWD	154	09/02→08/07					
2.4 T XC AWD	142	11/97→09/02			2	11.8116-0236.1 390507	ATE
2.4 T XC AWD	147	03/00→09/02		passend für Felgenreöße [Zoll]: 17	2	11.8116-0366.2 390587	ATE
<b>Führungshülzensatz, Bremssattel</b>							
2.4 D5 AWD	136	12/05→08/07	←	→ 07/07		11.0101-5407.2 260011	ATE
2.4 D5 XC AWD	120	09/02→08/07		→ 07/07		11.0101-5407.2 260011	ATE
2.5 T XC AWD	154	09/02→08/07	→				
2.4 T XC AWD	142	11/97→09/02	←			11.0101-5407.2 260011	ATE
2.4 T XC AWD	147	03/00→09/02	→			11.0101-5407.2 260011	ATE
<b>Führungsbolzen, Bremssattel</b>							
2.4 D5 AWD	136	12/05→08/07		→ 07/07		11.8171-0008.1 990049	ATE
2.4 D5 XC AWD	120	09/02→08/07		→ 07/07			
2.5 T XC AWD	154	09/02→08/07					
2.4 T XC AWD	142	11/97→09/02				11.8171-0008.1 990049	ATE
2.4 T XC AWD	147	03/00→09/02					
<b>Bremsschlauch</b>							
2.4 D5 AWD	136	12/05→08/07	←	→ 07/07	2	83.7713-0347.3 330986	L= 345
2.4 D5 XC AWD	120	09/02→08/07		→ 07/07	2	83.7724-0268.3 331076	L= 265
2.5 T XC AWD	154	09/02→08/07	→				
2.4 T XC AWD	142	11/97→09/02	←		2	83.7713-0347.3 330986	L= 345
2.4 T XC AWD	147	03/00→09/02	→		2	83.7724-0268.3 331076	L= 265
<b>VOLVO - XC90 I 10/02→12/14</b>							
<b>Bremssattel</b>							
2.5 T	154	10/02→12/06	←	☐; + 17,5" Rad		11.9606-9959.2 220729	ATE Ø 60 - Halter
2.5 T AWD	154	10/12→09/14		☐; + 17,5" Rad		11.9606-9960.2 220730	ATE Ø 60 - Halter
3.2 AWD	179	04/10→12/12	←				
D3 / D5	120	04/09→12/14	→	☐		11.9441-9965.2 220735	ATE Ø 44 - Halter
D5 AWD	120	10/02→12/06		☐		24.3441-9966.5 240674	ATE Ø 44 - Halter
D5 AWD	120	10/07→12/10	→				
D5 AWD	147	01/11→12/14					
T6 AWD	200	10/02→12/06		☐; 05/06→; + 17,5" Rad		11.9606-9959.2 220729	ATE Ø 60 - Halter
V8 AWD	232	01/05→12/10					
3.2 AWD	175	03/06→12/10	←	☐; 05/06→; + 17,5" Rad		11.9606-9960.2 220730	ATE Ø 60 - Halter
D5 AWD	136	04/05→12/10	←	☐; 05/06→		11.9441-9965.2 220735	ATE Ø 44 - Halter
			→	☐; 05/06→		24.3441-9966.5 240674	ATE Ø 44 - Halter
			→	☐; 05/06→			
<b>Halter, Bremssattel</b>							
2.5 T	154	10/02→12/06	→			11.8170-0675.1 260118	ATE
2.5 T AWD	154	10/12→09/14					
3.2 AWD	179	04/10→12/12					
D3 / D5	120	04/09→12/14					
D5 AWD	120	10/02→12/06					
D5 AWD	120	10/07→12/10					
D5 AWD	147	01/11→12/14					
T6 AWD	200	10/02→12/06		05/06→		11.8170-0675.1 260118	ATE
V8 AWD	232	01/05→12/10					
3.2 AWD	175	03/06→12/10	→				
D5 AWD	136	04/05→12/10					
<b>Feder, Bremssattel</b>							
2.5 T	154	10/02→12/06		+ 17,5" Rad	2	11.8116-0133.1 390511	ATE
2.5 T AWD	154	10/12→09/14		passend für Felgenreöße [Zoll]: 16	2	11.8116-0366.2 390587	ATE
3.2 AWD	179	04/10→12/12	←				
D3 / D5	120	04/09→12/14	→		2	11.8116-0327.1 390599	ATE
D5 AWD	120	10/02→12/06					
D5 AWD	120	10/07→12/10					
D5 AWD	147	01/11→12/14					
T6 AWD	200	10/02→12/06		05/06→; + 17,5" Rad	2	11.8116-0133.1 390511	ATE
V8 AWD	232	01/05→12/10					
3.2 AWD	175	03/06→12/10		05/06→;	2	11.8116-0366.2 390587	ATE
D5 AWD	136	04/05→12/10	←	passend für Felgenreöße [Zoll]: 16	2	11.8116-0327.1 390599	ATE
			→	05/06→	2		
↓							

	kw			 	! #		
<b>VOLVO - XC90 I 10/02→12/14</b>							
<b>Führungshülzensatz, Bremsattel</b>							
2.5 T	154	10/02→12/06	←			11.0101-6006.2 260098	ATE
2.5 T AWD	154	10/12→09/14				11.0101-7003.2 260124	ATE
3.2 AWD	179	04/10→12/12					
D3 / D5	120	04/09→12/14	→			11.0101-5704.2 260095	ATE
D5 AWD	120	10/02→12/06					
D5 AWD	120	10/07→12/10					
D5 AWD	147	01/11→12/14					
T6 AWD	200	10/02→12/06					
V8 AWD	232	01/05→12/10					
3.2 AWD	175	03/06→12/10	←	05/06→		11.0101-6006.2 260098	ATE
D5 AWD	136	04/05→12/10				11.0101-7003.2 260124	ATE
			→	05/06→		11.0101-5704.2 260095	ATE
<b>Führungsbolzen, Bremsattel</b>							
2.5 T	154	10/02→12/06				11.8171-0067.1 250153	ATE
2.5 T AWD	154	10/12→09/14	←			11.8171-0096.1 250155	ATE
3.2 AWD	179	04/10→12/12					
D3 / D5	120	04/09→12/14	→			11.8171-0008.1 990049	ATE
D5 AWD	120	10/02→12/06					
D5 AWD	120	10/07→12/10					
D5 AWD	147	01/11→12/14					
T6 AWD	200	10/02→12/06					
V8 AWD	232	01/05→12/10					
3.2 AWD	175	03/06→12/10		05/06→		11.8171-0067.1 250153	ATE
D5 AWD	136	04/05→12/10	←	05/06→		11.8171-0096.1 250155	ATE
			→	05/06→		11.8171-0008.1 990049	ATE
<b> Bremschlauch</b>							
2.5 T	154	10/02→12/06	←		2	83.7713-0366.3 331100	L= 423
2.5 T AWD	154	10/12→09/14					
3.2 AWD	179	04/10→12/12	→		2	83.7704-0266.3 330979	L= 265
D3 / D5	120	04/09→12/14					
D5 AWD	120	10/02→12/06					
D5 AWD	120	10/07→12/10					
D5 AWD	147	01/11→12/14					
T6 AWD	200	10/02→12/06					
V8 AWD	232	01/05→12/10					
3.2 AWD	175	03/06→12/10	←	05/06→	2	83.7713-0366.3 331100	L= 423
D5 AWD	136	04/05→12/10					
			→	05/06→	2	83.7704-0266.3 330979	L= 265
<b>VOLVO - XC90 II 09/14→</b>							
<b>Führungsbolzen, Bremsattel</b>							
2.0 T5 AWD	183	06/15→	←			11.8171-0096.1 250155	ATE
D5 AWD	165	09/14→					
D5 AWD	173	09/14→					
T5 AWD	187	06/15→					
T6 AWD	235	09/14→					
T8 Hybrid AWD	235	06/15→					
<b>VW - BEETLE (5C1, 5C2) 04/11→</b>							
<b> Bremsattel</b>							
1.2 TSI	77	07/11→	←	☐; +PR 1ZM,1ZQ		11.9541-9549.2 220575	ATE Ø 54 - Halter
1.2 TSI 16V	77	12/14→				11.9541-9550.2 220576	ATE Ø 54 - Halter
1.4 TSI	110	12/14→	←	☐; +PR 1ZM,1ZQ		11.9541-9550.2 220576	ATE Ø 54 - Halter
1.4 TSI	118	10/11→	←	☐; +PR 1LV,1ZB,1ZD		11.9541-9553.2 220563	ATE Ø 54 - Halter
1.6 TDI	77	10/11→					
2.0 TDI	103	04/11→	←	☐; +PR 1ZA,1ZE,1ZP		11.9541-9553.2 220563	ATE Ø 54 - Halter
2.0 TSI	147	04/11→	←	☐; +PR 1LV,1ZB,1ZD		11.9541-9554.2 220564	ATE Ø 54 - Halter
2.0 TSI	162	12/14→	←	☐; +PR 1ZA,1ZE,1ZP		11.9541-9554.2 220564	ATE Ø 54 - Halter
2.5	125	04/11→	←	☐; +PR 1ZA,1ZE,1ZP		11.9541-9554.2 220564	ATE Ø 54 - Halter
			→	☐; +PR 1KD,1KU		24.3384-1755.5 240886	TRW Ø 38 - Halter
			→	☐; +PR 1KD,1KU		24.3384-1756.5 240887	TRW Ø 38 - Halter
2.0 TDI	81	06/14→	←	☐; 12/14→; +PR 1ZM,1ZQ		11.9541-9549.2 220575	ATE Ø 54 - Halter
			←	☐; 12/14→; +PR 1ZM,1ZQ		11.9541-9550.2 220576	ATE Ø 54 - Halter
			←	☐; 12/14→; +PR 1ZA,1ZE,1ZP		11.9541-9553.2 220563	ATE Ø 54 - Halter
			←	☐; 12/14→; +PR 1LV,1ZB,1ZD		11.9541-9553.2 220563	ATE Ø 54 - Halter
			←	☐; 12/14→; +PR 1ZA,1ZE,1ZP		11.9541-9554.2 220564	ATE Ø 54 - Halter
			←	☐; 12/14→; +PR 1LV,1ZB,1ZD		11.9541-9554.2 220564	ATE Ø 54 - Halter
			→	☐; 12/14→; +PR 1KD,1KU		24.3384-1755.5 240886	TRW Ø 38 - Halter
			→	☐; 12/14→; +PR 1KD,1KU		24.3384-1756.5 240887	TRW Ø 38 - Halter
↓							

	kw			 	! #			
<b>VW - BEETLE (5C1, 5C2) 04/11→</b>								
<b> Bremssattel</b>								
2.0 TDI	110	07/14→	←	☐; 09/14→; +PR 1ZM,1ZQ		11.9541-9549.2	220575	ATE Ø 54 - Halter
			←	☐; 09/14→; +PR 1ZM,1ZQ		11.9541-9550.2	220576	ATE Ø 54 - Halter
			←	☐; 09/14→; +PR 1LV,1ZB,1ZD		11.9541-9553.2	220563	ATE Ø 54 - Halter
			←	☐; 09/14→; +PR 1ZA,1ZE,1ZP		11.9541-9553.2	220563	ATE Ø 54 - Halter
			←	☐; 09/14→; +PR 1LV,1ZB,1ZD		11.9541-9554.2	220564	ATE Ø 54 - Halter
			←	☐; 09/14→; +PR 1ZA,1ZE,1ZP		11.9541-9554.2	220564	ATE Ø 54 - Halter
			→	☐; 09/14→; +PR 1KD,1KU		24.3384-1755.5	240886	TRW Ø 38 - Halter
			→	☐; 09/14→; +PR 1KD,1KU		24.3384-1756.5	240887	TRW Ø 38 - Halter
2.0 TSI	155	12/12→	←	☐; 05/13→; +PR 1ZM,1ZQ		11.9541-9549.2	220575	ATE Ø 54 - Halter
			←	☐; 05/13→; +PR 1ZM,1ZQ		11.9541-9550.2	220576	ATE Ø 54 - Halter
			←	☐; 05/13→; +PR 1ZA,1ZE,1ZP		11.9541-9553.2	220563	ATE Ø 54 - Halter
			←	☐; 05/13→; +PR 1LV,1ZB,1ZD		11.9541-9553.2	220563	ATE Ø 54 - Halter
			←	☐; 05/13→; +PR 1LV,1ZB,1ZD		11.9541-9554.2	220564	ATE Ø 54 - Halter
			←	☐; 05/13→; +PR 1ZA,1ZE,1ZP		11.9541-9554.2	220564	ATE Ø 54 - Halter
			→	☐; 05/13→; +PR 1KD,1KU		24.3384-1755.5	240886	TRW Ø 38 - Halter
			→	☐; 05/13→; +PR 1KD,1KU		24.3384-1756.5	240887	TRW Ø 38 - Halter
<b>Führungshülzensatz, Bremssattel</b>								
1.2 TSI	77	07/11→	←	+PR 1ZA,1ZE,1ZP		11.0101-5409.2	260035	ATE
1.2 TSI 16V	77	12/14→	←	+PR 1LV,1ZB,1ZD		11.0101-5409.2	260035	ATE
1.4 TSI	110	12/14→	←	+PR 1ZM,1ZQ		11.0101-5409.2	260035	ATE
1.4 TSI	118	10/11→	←	+PR 1ZM,1ZQ		11.0101-5409.2	260035	ATE
1.6 TDI	77	10/11→						
2.0 TDI	103	04/11→						
2.0 TSI	147	04/11→						
2.0 TSI	162	12/14→						
2.5	125	04/11→						
2.0 TDI	81	06/14→	←	12/14→; +PR 1ZM,1ZQ		11.0101-5409.2	260035	ATE
			←	12/14→; +PR 1ZA,1ZE,1ZP		11.0101-5409.2	260035	ATE
			←	12/14→; +PR 1LV,1ZB,1ZD		11.0101-5409.2	260035	ATE
2.0 TDI	110	07/14→	←	09/14→; +PR 1LV,1ZB,1ZD		11.0101-5409.2	260035	ATE
			←	09/14→; +PR 1ZM,1ZQ		11.0101-5409.2	260035	ATE
			←	09/14→; +PR 1ZA,1ZE,1ZP		11.0101-5409.2	260035	ATE
2.0 TSI	155	12/12→	←	05/13→; +PR 1LV,1ZB,1ZD		11.0101-5409.2	260035	ATE
			←	05/13→; +PR 1ZM,1ZQ		11.0101-5409.2	260035	ATE
			←	05/13→; +PR 1ZA,1ZE,1ZP		11.0101-5409.2	260035	ATE
<b>Führungsbolzen, Bremssattel</b>								
1.2 TSI	77	07/11→		+PR 1ZA,1ZE,1ZP	2	11.8171-0008.1	990049	ATE
1.2 TSI 16V	77	12/14→		+PR 1LV,1ZB,1ZD	2	11.8171-0008.1	990049	ATE
1.4 TSI	110	12/14→		+PR 1ZM,1ZQ	2	11.8171-0069.1	250152	ATE
1.4 TSI	118	10/11→		+PR 1ZM,1ZQ	2	11.8171-0069.1	250152	ATE
1.6 TDI	77	10/11→						
2.0 TDI	103	04/11→						
2.0 TSI	147	04/11→						
2.0 TSI	162	12/14→						
2.5	125	04/11→						
2.0 TDI	81	06/14→		12/14→; +PR 1ZA,1ZE,1ZP	2	11.8171-0008.1	990049	ATE
				12/14→; +PR 1LV,1ZB,1ZD	2	11.8171-0008.1	990049	ATE
				12/14→; +PR 1ZM,1ZQ	2	11.8171-0069.1	250152	ATE
2.0 TDI	110	07/14→		09/14→; +PR 1LV,1ZB,1ZD	2	11.8171-0008.1	990049	ATE
				09/14→; +PR 1ZA,1ZE,1ZP	2	11.8171-0008.1	990049	ATE
				09/14→; +PR 1ZM,1ZQ	2	11.8171-0069.1	250152	ATE
2.0 TSI	155	12/12→		05/13→; +PR 1LV,1ZB,1ZD	2	11.8171-0008.1	990049	ATE
				05/13→; +PR 1ZA,1ZE,1ZP	2	11.8171-0008.1	990049	ATE
				05/13→; +PR 1ZM,1ZQ	2	11.8171-0069.1	250152	ATE
<b> Bremsschlauch</b>								
1.2 TSI	77	07/11→	→	☐; Scheibenbremse		83.7847-0254.3	331233	L= 255
1.2 TSI 16V	77	12/14→	→	☐; Scheibenbremse		83.7847-0257.3	331234	L= 255
1.4 TSI	118	10/11→	→	☐		83.7847-0254.3	331233	L= 255
1.4 TSI	110	12/14→	→	☐		83.7847-0254.3	331233	L= 255
1.6 TDI	77	10/11→	→	☐		83.7847-0257.3	331234	L= 255
2.0 TDI	103	04/11→	→	☐		83.7847-0257.3	331234	L= 255
↓								



	kw			 	! #			
<b>VW - BEETLE (5C1, 5C2) 04/11→</b>								
 <b>Bremsschlauch</b>								
2.0 TSI	147	04/11→	→	☐		83.7847-0254.3	331233	L= 255
2.0 TSI	162	12/14→	→	☐		83.7847-0257.3	331234	L= 255
2.5	125	04/11→	→	☐				
2.0 TDI	81	06/14→	→	☐; 12/14→		83.7847-0254.3	331233	L= 255
			→	☐; 12/14→		83.7847-0257.3	331234	L= 255
2.0 TDI	110	07/14→	→	☐; 09/14→		83.7847-0254.3	331233	L= 255
			→	☐; 09/14→		83.7847-0257.3	331234	L= 255
2.0 TSI	155	12/12→	→	☐; 05/13→		83.7847-0254.3	331233	L= 255
			→	☐; 05/13→		83.7847-0257.3	331234	L= 255
<b>VW - BEETLE Cabriolet (5C7, 5C8) 12/11→</b>								
 <b>Bremssattel</b>								
1.2 TSI	77	12/11→	←	☐; 11/12→; +PR 1ZM,1ZQ		11.9541-9549.2	220575	ATE Ø 54 - Halter
1.4 TSI	118	12/11→	←	☐; 11/12→; +PR 1ZM,1ZQ		11.9541-9550.2	220576	ATE Ø 54 - Halter
1.6 TDI	77	12/11→	←	☐; 11/12→; +PR 1ZM,1ZQ		11.9541-9550.2	220576	ATE Ø 54 - Halter
2.0 TDI	103	04/12→	←	☐; 11/12→; +PR 1ZE,1ZP		11.9541-9553.2	220563	ATE Ø 54 - Halter
2.0 TSI	147	12/11→	←	☐; 11/12→; +PR 1ZA		11.9541-9553.2	220563	ATE Ø 54 - Halter
			←	☐; 11/12→; +PR 1LV,1ZB		11.9541-9553.2	220563	ATE Ø 54 - Halter
			←	☐; 11/12→; +PR 1LV,1ZB		11.9541-9554.2	220564	ATE Ø 54 - Halter
			←	☐; 11/12→; +PR 1ZE,1ZP		11.9541-9554.2	220564	ATE Ø 54 - Halter
			←	☐; 11/12→; +PR 1ZA		11.9541-9554.2	220564	ATE Ø 54 - Halter
			→	☐; 11/12→; +PR 1KD,1KU		24.3384-1755.5	240886	TRW Ø 38 - Halter
			→	☐; 11/12→; +PR 1KD,1KU		24.3384-1756.5	240887	TRW Ø 38 - Halter
1.2 TSI 16V	77	12/14→	←	☐; +PR 1ZM,1ZQ		11.9541-9549.2	220575	ATE Ø 54 - Halter
1.4 TSI	110	12/14→	←	☐; +PR 1ZM,1ZQ		11.9541-9550.2	220576	ATE Ø 54 - Halter
1.8 TSI	125	12/13→	←	☐; +PR 1ZM,1ZQ		11.9541-9550.2	220576	ATE Ø 54 - Halter
2.0 TDI	110	09/14→	←	☐; +PR 1ZA		11.9541-9553.2	220563	ATE Ø 54 - Halter
2.0 TSI	162	12/14→	←	☐; +PR 1LV,1ZB		11.9541-9553.2	220563	ATE Ø 54 - Halter
			←	☐; +PR 1ZE,1ZP		11.9541-9553.2	220563	ATE Ø 54 - Halter
			←	☐; +PR 1ZA		11.9541-9554.2	220564	ATE Ø 54 - Halter
			←	☐; +PR 1ZE,1ZP		11.9541-9554.2	220564	ATE Ø 54 - Halter
			←	☐; +PR 1LV,1ZB		11.9541-9554.2	220564	ATE Ø 54 - Halter
			→	☐; +PR 1KD,1KU		24.3384-1755.5	240886	TRW Ø 38 - Halter
			→	☐; +PR 1KD,1KU		24.3384-1756.5	240887	TRW Ø 38 - Halter
2.0 TDI	81	06/14→	←	☐; 12/14→; +PR 1ZM,1ZQ		11.9541-9549.2	220575	ATE Ø 54 - Halter
			←	☐; 12/14→; +PR 1ZM,1ZQ		11.9541-9550.2	220576	ATE Ø 54 - Halter
			←	☐; 12/14→; +PR 1ZA		11.9541-9553.2	220563	ATE Ø 54 - Halter
			←	☐; 12/14→; +PR 1LV,1ZB		11.9541-9553.2	220563	ATE Ø 54 - Halter
			←	☐; 12/14→; +PR 1ZE,1ZP		11.9541-9553.2	220563	ATE Ø 54 - Halter
			←	☐; 12/14→; +PR 1ZE,1ZP		11.9541-9554.2	220564	ATE Ø 54 - Halter
			←	☐; 12/14→; +PR 1LV,1ZB		11.9541-9554.2	220564	ATE Ø 54 - Halter
			←	☐; 12/14→; +PR 1ZA		11.9541-9554.2	220564	ATE Ø 54 - Halter
			→	☐; 12/14→; +PR 1KD,1KU		24.3384-1755.5	240886	TRW Ø 38 - Halter
			→	☐; 12/14→; +PR 1KD,1KU		24.3384-1756.5	240887	TRW Ø 38 - Halter
2.0 TSI	155	12/12→	←	☐; 05/13→; +PR 1ZM,1ZQ		11.9541-9549.2	220575	ATE Ø 54 - Halter
			←	☐; 05/13→; +PR 1ZM,1ZQ		11.9541-9550.2	220576	ATE Ø 54 - Halter
			←	☐; 05/13→; +PR 1ZE,1ZP		11.9541-9553.2	220563	ATE Ø 54 - Halter
			←	☐; 05/13→; +PR 1ZA		11.9541-9553.2	220563	ATE Ø 54 - Halter
			←	☐; 05/13→; +PR 1LV,1ZB		11.9541-9553.2	220563	ATE Ø 54 - Halter
			←	☐; 05/13→; +PR 1ZA		11.9541-9554.2	220564	ATE Ø 54 - Halter
			←	☐; 05/13→; +PR 1ZE,1ZP		11.9541-9554.2	220564	ATE Ø 54 - Halter
			←	☐; 05/13→; +PR 1LV,1ZB		11.9541-9554.2	220564	ATE Ø 54 - Halter
			→	☐; 05/13→; +PR 1KD,1KU		24.3384-1755.5	240886	TRW Ø 38 - Halter
			→	☐; 05/13→; +PR 1KD,1KU		24.3384-1756.5	240887	TRW Ø 38 - Halter
2.5	125	12/11→	←	☐; 12/12→; +PR 1ZM,1ZQ		11.9541-9549.2	220575	ATE Ø 54 - Halter
			←	☐; 12/12→; +PR 1ZM,1ZQ		11.9541-9550.2	220576	ATE Ø 54 - Halter
↓								

	kw			 	! #		
<b>VW - BEETLE Cabriolet (5C7, 5C8) 12/11→</b>							
<b>Bremssattel</b>							
2.5	125	12/11→	←	☐; 12/12→; +PR 1ZA	11.9541-9553.2	220563	ATE Ø 54 - Halter
			←	☐; 12/12→; +PR 1ZE,1ZP	11.9541-9553.2	220563	ATE Ø 54 - Halter
			←	☐; 12/12→; +PR 1LV,1ZB	11.9541-9553.2	220563	ATE Ø 54 - Halter
			←	☐; 12/12→; +PR 1ZE,1ZP	11.9541-9554.2	220564	ATE Ø 54 - Halter
			←	☐; 12/12→; +PR 1LV,1ZB	11.9541-9554.2	220564	ATE Ø 54 - Halter
			←	☐; 12/12→; +PR 1ZA	11.9541-9554.2	220564	ATE Ø 54 - Halter
			→	☐; 12/12→; +PR 1KD,1KU	24.3384-1755.5	240886	TRW Ø 38 - Halter
			→	☐; 12/12→; +PR 1KD,1KU	24.3384-1756.5	240887	TRW Ø 38 - Halter
<b>Feder, Bremssattel</b>							
1.2 TSI	77	12/11→	←	11/12→; +PR 1ZE,1ZP	2	11.8116-0351.1	390538 ATE
1.4 TSI	118	12/11→	←	11/12→; +PR 1ZA	2	11.8116-0351.1	390538 ATE
1.6 TDI	77	12/11→	←	11/12→; +PR 1ZA	2	11.8116-0351.1	390538 ATE
2.0 TDI	103	04/12→	←	11/12→; +PR 1LV,1ZB	2	11.8116-0351.1	390538 ATE
2.0 TSI	147	12/11→	←	11/12→; +PR 1LV,1ZB	2	11.8116-0351.1	390538 ATE
1.2 TSI 16V	77	12/14→	←	+PR 1LV,1ZB	2	11.8116-0351.1	390538 ATE
1.4 TSI	110	12/14→	←	+PR 1ZE,1ZP	2	11.8116-0351.1	390538 ATE
1.8 TSI	125	12/13→	←	+PR 1ZE,1ZP	2	11.8116-0351.1	390538 ATE
2.0 TDI	110	09/14→	←	+PR 1ZA	2	11.8116-0351.1	390538 ATE
2.0 TSI	162	12/14→	←	+PR 1ZA	2	11.8116-0351.1	390538 ATE
2.0 TDI	81	06/14→	←	12/14→; +PR 1ZA	2	11.8116-0351.1	390538 ATE
			←	12/14→; +PR 1LV,1ZB	2	11.8116-0351.1	390538 ATE
			←	12/14→; +PR 1ZE,1ZP	2	11.8116-0351.1	390538 ATE
2.0 TSI	155	12/12→	←	05/13→; +PR 1ZE,1ZP	2	11.8116-0351.1	390538 ATE
			←	05/13→; +PR 1ZA	2	11.8116-0351.1	390538 ATE
			←	05/13→; +PR 1LV,1ZB	2	11.8116-0351.1	390538 ATE
2.5	125	12/11→	←	12/12→; +PR 1ZE,1ZP	2	11.8116-0351.1	390538 ATE
			←	12/12→; +PR 1ZA	2	11.8116-0351.1	390538 ATE
			←	12/12→; +PR 1LV,1ZB	2	11.8116-0351.1	390538 ATE
<b>Führungshülzensatz, Bremssattel</b>							
1.2 TSI	77	12/11→	←	11/12→; +PR 1ZM,1ZQ		11.0101-5409.2	260035 ATE
1.4 TSI	118	12/11→	←	11/12→; +PR 1ZA		11.0101-5409.2	260035 ATE
1.6 TDI	77	12/11→	←	11/12→; +PR 1ZE,1ZP		11.0101-5409.2	260035 ATE
2.0 TDI	103	04/12→	←	11/12→; +PR 1ZE,1ZP		11.0101-5409.2	260035 ATE
2.0 TSI	147	12/11→	←	11/12→; +PR 1LV,1ZB		11.0101-5409.2	260035 ATE
1.2 TSI 16V	77	12/14→	←	+PR 1LV,1ZB		11.0101-5409.2	260035 ATE
1.4 TSI	110	12/14→	←	+PR 1ZE,1ZP		11.0101-5409.2	260035 ATE
1.8 TSI	125	12/13→	←	+PR 1ZE,1ZP		11.0101-5409.2	260035 ATE
2.0 TDI	110	09/14→	←	+PR 1ZA		11.0101-5409.2	260035 ATE
2.0 TSI	162	12/14→	←	+PR 1ZA		11.0101-5409.2	260035 ATE
			←	+PR 1ZM,1ZQ		11.0101-5409.2	260035 ATE
2.0 TDI	81	06/14→	←	12/14→; +PR 1ZM,1ZQ		11.0101-5409.2	260035 ATE
			←	12/14→; +PR 1ZE,1ZP		11.0101-5409.2	260035 ATE
			←	12/14→; +PR 1ZA		11.0101-5409.2	260035 ATE
			←	12/14→; +PR 1LV,1ZB		11.0101-5409.2	260035 ATE
2.0 TSI	155	12/12→	←	05/13→; +PR 1ZA		11.0101-5409.2	260035 ATE
			←	05/13→; +PR 1LV,1ZB		11.0101-5409.2	260035 ATE
			←	05/13→; +PR 1ZM,1ZQ		11.0101-5409.2	260035 ATE
			←	05/13→; +PR 1ZE,1ZP		11.0101-5409.2	260035 ATE
2.5	125	12/11→	←	12/12→; +PR 1ZM,1ZQ		11.0101-5409.2	260035 ATE
			←	12/12→; +PR 1LV,1ZB		11.0101-5409.2	260035 ATE
			←	12/12→; +PR 1ZE,1ZP		11.0101-5409.2	260035 ATE
			←	12/12→; +PR 1ZA		11.0101-5409.2	260035 ATE
<b>Führungsbolzen, Bremssattel</b>							
1.2 TSI	77	12/11→	←	11/12→; +PR 1ZA		11.8171-0008.1	990049 ATE
1.4 TSI	118	12/11→	←	11/12→; +PR 1LV,1ZB		11.8171-0008.1	990049 ATE
1.6 TDI	77	12/11→	←	11/12→; +PR 1LV,1ZB		11.8171-0008.1	990049 ATE
2.0 TDI	103	04/12→	←	11/12→; +PR 1ZE,1ZP		11.8171-0008.1	990049 ATE
2.0 TSI	147	12/11→	←	11/12→; +PR 1ZM,1ZQ		11.8171-0069.1	250152 ATE
1.2 TSI 16V	77	12/14→	←	+PR 1LV,1ZB		11.8171-0008.1	990049 ATE
↓							

**VW - BEETLE Cabriolet (5C7, 5C8) 12/11→**

**Führungsbolzen, Bremsattel**

1.4 TSI	110	12/14→	←	+PR 1ZE,1ZP	11.8171-0008.1	990049	ATE
1.8 TSI	125	12/13→	←	+PR 1ZA	11.8171-0008.1	990049	ATE
2.0 TDI	110	09/14→	←	+PR 1ZM,1ZQ	11.8171-0069.1	250152	ATE
2.0 TSI	162	12/14→	←	+PR 1ZM,1ZQ	11.8171-0069.1	250152	ATE
2.0 TDI	81	06/14→	←	12/14→; +PR 1ZE,1ZP	11.8171-0008.1	990049	ATE
			←	12/14→; +PR 1LV,1ZB	11.8171-0008.1	990049	ATE
			←	12/14→; +PR 1ZA	11.8171-0008.1	990049	ATE
			←	12/14→; +PR 1ZM,1ZQ	11.8171-0069.1	250152	ATE
2.0 TSI	155	12/12→	←	05/13→; +PR 1LV,1ZB	11.8171-0008.1	990049	ATE
			←	05/13→; +PR 1ZA	11.8171-0008.1	990049	ATE
			←	05/13→; +PR 1ZE,1ZP	11.8171-0008.1	990049	ATE
			←	05/13→; +PR 1ZM,1ZQ	11.8171-0069.1	250152	ATE
2.5	125	12/11→	←	12/12→; +PR 1LV,1ZB	11.8171-0008.1	990049	ATE
			←	12/12→; +PR 1ZA	11.8171-0008.1	990049	ATE
			←	12/12→; +PR 1ZE,1ZP	11.8171-0008.1	990049	ATE
			←	12/12→; +PR 1ZM,1ZQ	11.8171-0069.1	250152	ATE









**Bremsschlauch**

1.2 TSI	77	12/11→	→	☐; 11/12→	83.7847-0254.3	331233	L= 255
1.4 TSI	118	12/11→	→	☐; 11/12→	83.7847-0257.3	331234	L= 255
1.6 TDI	77	12/11→	→	☐; 11/12→			
2.0 TDI	103	04/12→					
2.0 TSI	147	12/11→					
1.2 TSI 16V	77	12/14→	→	☐	83.7847-0254.3	331233	L= 255
1.4 TSI	110	12/14→	→	☐	83.7847-0257.3	331234	L= 255
1.8 TSI	125	12/13→	→	☐			
2.0 TDI	110	09/14→					
2.0 TSI	162	12/14→					
2.0 TDI	81	06/14→	→	☐; 12/14→	83.7847-0254.3	331233	L= 255
			→	☐; 12/14→	83.7847-0257.3	331234	L= 255
2.0 TSI	155	12/12→	→	☐; 05/13→	83.7847-0254.3	331233	L= 255
			→	☐; 05/13→	83.7847-0257.3	331234	L= 255
2.5	125	12/11→	→	☐; 12/12→	83.7847-0254.3	331233	L= 255
			→	☐; 12/12→	83.7847-0257.3	331234	L= 255









**VW - BORA (1J2) 10/98→09/05**









**Bremssattel**

1.4 16V	55	03/00→05/05	←	☐; → 12/04;	11.9541-9549.2	220575	ATE Ø 54 - Halter
1.6	74	10/98→05/05	←	+PR 1LR,1LS,1ZM / 1LQ,1ZP			
1.6	75	08/00→05/05	←	☐; → 12/04;	11.9541-9550.2	220576	ATE Ø 54 - Halter
1.8	92	10/98→05/05	←	+PR 1LR,1LS,1ZM / 1LQ,1ZP			
1.9 SDI	50	10/98→05/05	←	☐; → 1J-2W315308; +PR 1LJ	11.9541-9595.2	220501	ATE Ø 54 - Halter
2.0	85	10/98→05/05	←	☐; → 1J-2W315309→; → 12/04; +PR 1LJ	11.9541-9595.2	220501	ATE Ø 54 - Halter
2.3 V5	125	10/00→05/05	←	☐; → 12/04; +PR 1ZQ	11.9541-9595.2	220501	ATE Ø 54 - Halter
			←	☐; → 1J-2W315308; +PR 1LJ	11.9541-9596.2	220502	ATE Ø 54 - Halter
			←	☐; 1J-2W315309→; → 12/04; +PR 1LJ	11.9541-9596.2	220502	ATE Ø 54 - Halter
			←	☐; → 12/04; +PR 1ZQ	11.9541-9596.2	220502	ATE Ø 54 - Halter
			←	☐; → 12/04; +PR 1LN,1ZD,1ZE,1ZH	24.3541-8523.5	240551	ATE Ø 54 - Halter
			←	☐; → 12/04; +PR 1LN,1ZD,1ZE,1ZH	24.3541-8524.5	240552	ATE Ø 54 - Halter
			→	☐; → 12/04; +PR 1KU,1KY,2EE	24.3384-1745.7	220609	TRW Ø 38 - Halter
			→	☐; → 1J-YW238580; +PR 1KP,1KT	24.3414-1703.7	220535	Ø 41 - Halter
			→	☐; → 1J-YW238580; +PR 1KP,1KT	24.3414-1704.7	220536	Ø 41 - Halter
			→	☐; 1J-YW238581→; → 12/04; +PR 1KE,1KP,1KT	24.3414-1705.7	220549	TRW Ø 41 - Halter
			→	☐; 1J-YW238581→; → 12/04; +PR 1KE,1KP,1KT	24.3414-1706.7	220550	TRW Ø 41 - Halter
1.6	78	06/02→10/04	←	☐; +PR 1LR,1LS,1ZM / 1LQ,1ZP	11.9541-9549.2	220575	ATE Ø 54 - Halter
1.9 TDI	81	10/98→06/01	←	☐; +PR 1LR,1LS,1ZM / 1LQ,1ZP	11.9541-9550.2	220576	ATE Ø 54 - Halter
2.3 V5	110	10/98→10/00	←	☐; 1J-2W315309→; +PR 1LJ	11.9541-9595.2	220501	ATE Ø 54 - Halter
			←	☐; +PR 1ZQ	11.9541-9595.2	220501	ATE Ø 54 - Halter









	kw			 	! #			
<b>VW - BORA (1J2) 10/98→09/05</b>								
 <b>Bremssattel</b>								
1.6 1.9 TDI 2.3 V5	78	06/02→10/04	←	☐; → 1J-2W315308; +PR 1LJ		11.9541-9595.2	220501	ATE Ø 54 - Halter
	81	10/98→06/01	←	☐; 1J-2W315309→; +PR 1LJ		11.9541-9596.2	220502	ATE Ø 54 - Halter
	110	10/98→10/00	←	☐; → 1J-2W315308; +PR 1LJ		11.9541-9596.2	220502	ATE Ø 54 - Halter
			←	☐; +PR 1ZQ		11.9541-9596.2	220502	ATE Ø 54 - Halter
			←	☐; +PR 1LN,1ZD,1ZE,1ZH		24.3541-8523.5	240551	ATE Ø 54 - Halter
			←	☐; +PR 1LN,1ZD,1ZE,1ZH		24.3541-8524.5	240552	ATE Ø 54 - Halter
			→	☐; +PR 1KU,1KY,2EE		24.3384-1745.7	220609	TRW Ø 38 - Halter
			→	☐; → 1J-YW238580; +PR 1KP,1KT		24.3414-1703.7	220535	Ø 41 - Halter
			→	☐; → 1J-YW238580; +PR 1KP,1KT		24.3414-1704.7	220536	Ø 41 - Halter
			→	☐; 1J-YW238581→; +PR 1KE,1KP,1KT		24.3414-1705.7	220549	TRW Ø 41 - Halter
			→	☐; 1J-YW238581→; +PR 1KE,1KP,1KT		24.3414-1706.7	220550	TRW Ø 41 - Halter
1.6 16V 1.6 FSI 1.8 4motion 1.9 TDI 1.9 TDI 4motion 2.0 4motion 2.3 V5 4motion	77	05/00→05/05	←	☐; → 12/04;		11.9541-9549.2	220575	ATE Ø 54 - Halter
	81	01/02→05/05		+PR 1LR,1LS,1ZM / 1LQ,1ZP				
	92	02/99→05/05	←	☐; → 12/04;		11.9541-9550.2	220576	ATE Ø 54 - Halter
	74	09/00→05/05		+PR 1LR,1LS,1ZM / 1LQ,1ZP				
	74	09/00→05/05	←	☐; 1J-2W315309→; → 12/04; +PR 1LJ		11.9541-9595.2	220501	ATE Ø 54 - Halter
	85	04/00→05/05	←	☐; → 1J-2W315308; +PR 1LJ		11.9541-9595.2	220501	ATE Ø 54 - Halter
	125	10/00→05/05	←	☐; → 12/04; +PR 1ZQ		11.9541-9595.2	220501	ATE Ø 54 - Halter
			←	☐; → 1J-2W315308; +PR 1LJ		11.9541-9596.2	220502	ATE Ø 54 - Halter
			←	☐; 1J-2W315309→; → 12/04; +PR 1LJ		11.9541-9596.2	220502	ATE Ø 54 - Halter
			←	☐; → 12/04; +PR 1ZQ		11.9541-9596.2	220502	ATE Ø 54 - Halter
			←	☐; → 12/04; +PR 1LN,1ZD,1ZE,1ZH		24.3541-8523.5	240551	ATE Ø 54 - Halter
			←	☐; → 12/04; +PR 1LN,1ZD,1ZE,1ZH		24.3541-8524.5	240552	ATE Ø 54 - Halter
			→	☐; → 12/04; +PR 1KU,1KY,2EE		24.3384-1745.7	220609	TRW Ø 38 - Halter
			→	☐; → 12/04; +PR 1KE,1KP,1KT		24.3414-1705.7	220549	TRW Ø 41 - Halter
1.8 T	110	05/00→05/05	←	☐; 09/00→ 12/04;		11.9541-9549.2	220575	ATE Ø 54 - Halter
				+PR 1LR,1LS,1ZM / 1LQ,1ZP				
			←	☐; 09/00→ 12/04;		11.9541-9550.2	220576	ATE Ø 54 - Halter
				+PR 1LR,1LS,1ZM / 1LQ,1ZP				
			←	☐; 09/00→; → 1J-2W315308; +PR 1LJ		11.9541-9595.2	220501	ATE Ø 54 - Halter
			←	☐; 09/00→ 12/04; +PR 1ZQ		11.9541-9595.2	220501	ATE Ø 54 - Halter
			←	☐; 1J-2W315309→; → 12/04; +PR 1LJ		11.9541-9595.2	220501	ATE Ø 54 - Halter
			←	☐; 09/00→; → 1J-2W315308; +PR 1LJ		11.9541-9596.2	220502	ATE Ø 54 - Halter
			←	☐; 1J-2W315309→; → 12/04; +PR 1LJ		11.9541-9596.2	220502	ATE Ø 54 - Halter
			←	☐; 09/00→ 12/04; +PR 1ZQ		11.9541-9596.2	220502	ATE Ø 54 - Halter
			←	☐; 09/00→ 12/04;		24.3541-8523.5	240551	ATE Ø 54 - Halter
	+PR 1LN,1ZD,1ZE,1ZH							
←	☐; 09/00→ 12/04;		24.3541-8524.5	240552	ATE Ø 54 - Halter			
	+PR 1LN,1ZD,1ZE,1ZH							
→	☐; 09/00→ 12/04; +PR 1KU,1KY,2EE		24.3384-1745.7	220609	TRW Ø 38 - Halter			
→	☐; 09/00→ 12/04; +PR 1KE,1KP,1KT		24.3414-1705.7	220549	TRW Ø 41 - Halter			
→	☐; 09/00→ 12/04; +PR 1KE,1KP,1KT		24.3414-1706.7	220550	TRW Ø 41 - Halter			
1.8 T	132	03/02→05/05	←	☐; 05/02→ 12/04;		11.9541-9549.2	220575	ATE Ø 54 - Halter
				+PR 1LR,1LS,1ZM / 1LQ,1ZP				
			←	☐; 05/02→ 12/04;		11.9541-9550.2	220576	ATE Ø 54 - Halter
				+PR 1LR,1LS,1ZM / 1LQ,1ZP				
			←	☐; 1J-2W315309→; → 12/04; +PR 1LJ		11.9541-9595.2	220501	ATE Ø 54 - Halter
			←	☐; 05/02→; → 1J-2W315308; +PR 1LJ		11.9541-9595.2	220501	ATE Ø 54 - Halter
			←	☐; 05/02→ 12/04; +PR 1ZQ		11.9541-9595.2	220501	ATE Ø 54 - Halter
			←	☐; 1J-2W315309→; → 12/04; +PR 1LJ		11.9541-9596.2	220502	ATE Ø 54 - Halter
			←	☐; 05/02→; → 1J-2W315308; +PR 1LJ		11.9541-9596.2	220502	ATE Ø 54 - Halter
			←	☐; 05/02→ 12/04; +PR 1ZQ		11.9541-9596.2	220502	ATE Ø 54 - Halter
			←	☐; 05/02→ 12/04;		24.3541-8523.5	240551	ATE Ø 54 - Halter
	+PR 1LN,1ZD,1ZE,1ZH							
←	☐; 05/02→ 12/04;		24.3541-8524.5	240552	ATE Ø 54 - Halter			
	+PR 1LN,1ZD,1ZE,1ZH							
→	☐; 05/02→ 12/04; +PR 1KU,1KY,2EE		24.3384-1745.7	220609	TRW Ø 38 - Halter			










	kw			 	! #		
<b>VW - BORA (1J2) 10/98→09/05</b>							
 <b>Bremssattel</b>							
1.8 T	132	03/02→05/05	➔	☐; 05/02→ 12/04; +PR 1KE,1KP,1KT	24.3414-1705.7	220549	TRW Ø 41 - Halter
			➔	☐; 05/02→ 12/04; +PR 1KE,1KP,1KT	24.3414-1706.7	220550	TRW Ø 41 - Halter
1.9 TDI	66	10/98→05/05	←	☐; → 06/01; +PR 1LR,1LS,1ZM / 1LQ,1ZP	11.9541-9549.2	220575	ATE Ø 54 - Halter
			←	☐; → 06/01; +PR 1LR,1LS,1ZM / 1LQ,1ZP	11.9541-9550.2	220576	ATE Ø 54 - Halter
			←	☐; → 1J-2W315308; +PR 1LJ	11.9541-9595.2	220501	ATE Ø 54 - Halter
			←	☐; → 06/01; +PR 1ZQ	11.9541-9595.2	220501	ATE Ø 54 - Halter
			←	☐; 1J-2W315309→; → 06/01; +PR 1LJ	11.9541-9595.2	220501	ATE Ø 54 - Halter
			←	☐; 1J-2W315309→; → 06/01; +PR 1LJ	11.9541-9596.2	220502	ATE Ø 54 - Halter
			←	☐; → 1J-2W315308; +PR 1LJ	11.9541-9596.2	220502	ATE Ø 54 - Halter
			←	☐; → 06/01; +PR 1ZQ	11.9541-9596.2	220502	ATE Ø 54 - Halter
			←	☐; → 06/01; +PR 1LN,1ZD,1ZE,1ZH	24.3541-8523.5	240551	ATE Ø 54 - Halter
			←	☐; → 06/01; +PR 1LN,1ZD,1ZE,1ZH	24.3541-8524.5	240552	ATE Ø 54 - Halter
			➔	☐; → 06/01; +PR 1KU,1KY,2EE	24.3384-1745.7	220609	TRW Ø 38 - Halter
			➔	☐; → 1J-YW238580; +PR 1KP,1KT	24.3414-1703.7	220535	Ø 41 - Halter
			➔	☐; → 1J-YW238580; +PR 1KP,1KT	24.3414-1704.7	220536	Ø 41 - Halter
			➔	☐; 1J-YW238581→; → 06/01; +PR 1KE,1KP,1KT	24.3414-1705.7	220549	TRW Ø 41 - Halter
➔	☐; 1J-YW238581→; → 06/01; +PR 1KE,1KP,1KT	24.3414-1706.7	220550	TRW Ø 41 - Halter			
1.9 TDI	85	12/98→01/02	←	☐; 02/99→ 06/01; +PR 1LR,1LS,1ZM / 1LQ,1ZP	11.9541-9549.2	220575	ATE Ø 54 - Halter
			←	☐; 02/99→ 06/01; +PR 1LR,1LS,1ZM / 1LQ,1ZP	11.9541-9550.2	220576	ATE Ø 54 - Halter
			←	☐; 1J-2W315309→; → 06/01; +PR 1LJ	11.9541-9595.2	220501	ATE Ø 54 - Halter
			←	☐; 02/99→; → 1J-2W315308; +PR 1LJ	11.9541-9595.2	220501	ATE Ø 54 - Halter
			←	☐; 02/99→ 06/01; +PR 1ZQ	11.9541-9595.2	220501	ATE Ø 54 - Halter
			←	☐; 02/99→ 06/01; +PR 1ZQ	11.9541-9596.2	220502	ATE Ø 54 - Halter
			←	☐; 1J-2W315309→; → 06/01; +PR 1LJ	11.9541-9596.2	220502	ATE Ø 54 - Halter
			←	☐; 02/99→; → 1J-2W315308; +PR 1LJ	11.9541-9596.2	220502	ATE Ø 54 - Halter
			←	☐; 02/99→ 06/01; +PR 1LN,1ZD,1ZE,1ZH	24.3541-8523.5	240551	ATE Ø 54 - Halter
			←	☐; 02/99→ 06/01; +PR 1LN,1ZD,1ZE,1ZH	24.3541-8524.5	240552	ATE Ø 54 - Halter
			➔	☐; 02/99→ 06/01; +PR 1KU,1KY,2EE	24.3384-1745.7	220609	TRW Ø 38 - Halter
			➔	☐; 02/99→; → 1J-YW238580; +PR 1KP,1KT	24.3414-1703.7	220535	Ø 41 - Halter
			➔	☐; 02/99→; → 1J-YW238580; +PR 1KP,1KT	24.3414-1704.7	220536	Ø 41 - Halter
			➔	☐; 1J-YW238581→; → 06/01; +PR 1KE,1KP,1KT	24.3414-1705.7	220549	TRW Ø 41 - Halter
➔	☐; 1J-YW238581→; → 06/01; +PR 1KE,1KP,1KT	24.3414-1706.7	220550	TRW Ø 41 - Halter			
1.9 TDI 1.9 TDI 4motion	96	11/00→05/05	←	☐; 04/01→ 12/04; +PR 1LR,1LS,1ZM / 1LQ,1ZP	11.9541-9549.2	220575	ATE Ø 54 - Halter
	96	11/00→05/05	←	☐; 04/01→ 12/04; +PR 1LR,1LS,1ZM / 1LQ,1ZP	11.9541-9550.2	220576	ATE Ø 54 - Halter
			←	☐; 1J-2W315309→; → 12/04; +PR 1LJ	11.9541-9595.2	220501	ATE Ø 54 - Halter
			←	☐; 04/01→ 12/04; +PR 1ZQ	11.9541-9595.2	220501	ATE Ø 54 - Halter
			←	☐; 04/01→; → 1J-2W315308; +PR 1LJ	11.9541-9595.2	220501	ATE Ø 54 - Halter
			←	☐; 04/01→ 12/04; +PR 1ZQ	11.9541-9596.2	220502	ATE Ø 54 - Halter
			←	☐; 1J-2W315309→; → 12/04; +PR 1LJ	11.9541-9596.2	220502	ATE Ø 54 - Halter
			←	☐; 04/01→; → 1J-2W315308; +PR 1LJ	11.9541-9596.2	220502	ATE Ø 54 - Halter
			←	☐; 04/01→ 12/04; +PR 1LN,1ZD,1ZE,1ZH	24.3541-8523.5	240551	ATE Ø 54 - Halter
			←	☐; 04/01→ 12/04; +PR 1LN,1ZD,1ZE,1ZH	24.3541-8524.5	240552	ATE Ø 54 - Halter
			➔	☐; 04/01→ 12/04; +PR 1KU,1KY,2EE	24.3384-1745.7	220609	TRW Ø 38 - Halter
			➔	☐; 04/01→ 12/04; +PR 1KE,1KP,1KT	24.3414-1705.7	220549	TRW Ø 41 - Halter
			➔	☐; 04/01→ 12/04; +PR 1KE,1KP,1KT	24.3414-1706.7	220550	TRW Ø 41 - Halter
	↓						








	kw			 	! #		
<b>VW - BORA (1J2) 10/98→09/05</b>							
 <b>Bremssattel</b>							
1.9 TDI 1.9 TDI 4motion	110	05/00→05/05	←	☐; 10/00→ 12/04; +PR 1LR,1LS,1ZM / 1LQ,1ZP	11.9541-9549.2	220575	ATE Ø 54 - Halter
	110	05/00→05/05	←	☐; 10/00→ 12/04; +PR 1LR,1LS,1ZM / 1LQ,1ZP	11.9541-9550.2	220576	ATE Ø 54 - Halter
			←	☐; 10/00→; → 1J-2W315308; +PR 1LJ	11.9541-9595.2	220501	ATE Ø 54 - Halter
			←	☐; 1J-2W315309→; → 12/04; +PR 1LJ	11.9541-9595.2	220501	ATE Ø 54 - Halter
			←	☐; 10/00→ 12/04; +PR 1ZQ	11.9541-9595.2	220501	ATE Ø 54 - Halter
			←	☐; 1J-2W315309→; → 12/04; +PR 1LJ	11.9541-9596.2	220502	ATE Ø 54 - Halter
			←	☐; 10/00→ 12/04; +PR 1ZQ	11.9541-9596.2	220502	ATE Ø 54 - Halter
			←	☐; 10/00→; → 1J-2W315308; +PR 1LJ	11.9541-9596.2	220502	ATE Ø 54 - Halter
			←	☐; 10/00→ 12/04; +PR 1LN,1ZD,1ZE,1ZH	24.3541-8523.5	240551	ATE Ø 54 - Halter
			←	☐; 10/00→ 12/04; +PR 1LN,1ZD,1ZE,1ZH	24.3541-8524.5	240552	ATE Ø 54 - Halter
			→	☐; 10/00→ 12/04; +PR 1KU,1KY,2EE	24.3384-1745.7	220609	TRW Ø 38 - Halter
			→	☐; 10/00→ 12/04; +PR 1KE,1KP,1KT	24.3414-1705.7	220549	TRW Ø 41 - Halter
			→	☐; 10/00→ 12/04; +PR 1KE,1KP,1KT	24.3414-1706.7	220550	TRW Ø 41 - Halter
1.9 TDI 4motion	66	11/98→04/02	←	☐; 02/99→ 06/01; +PR 1LR,1LS,1ZM / 1LQ,1ZP	11.9541-9549.2	220575	ATE Ø 54 - Halter
			←	☐; 02/99→ 06/01; +PR 1LR,1LS,1ZM / 1LQ,1ZP	11.9541-9550.2	220576	ATE Ø 54 - Halter
			←	☐; 02/99→; → 1J-2W315308; +PR 1LJ	11.9541-9595.2	220501	ATE Ø 54 - Halter
			←	☐; 02/99→ 06/01; +PR 1ZQ	11.9541-9595.2	220501	ATE Ø 54 - Halter
			←	☐; 1J-2W315309→; → 06/01; +PR 1LJ	11.9541-9595.2	220501	ATE Ø 54 - Halter
			←	☐; 02/99→ 06/01; +PR 1ZQ	11.9541-9596.2	220502	ATE Ø 54 - Halter
			←	☐; 1J-2W315309→; → 06/01; +PR 1LJ	11.9541-9596.2	220502	ATE Ø 54 - Halter
			←	☐; 02/99→; → 1J-2W315308; +PR 1LJ	11.9541-9596.2	220502	ATE Ø 54 - Halter
			←	☐; 02/99→ 06/01; +PR 1LN,1ZD,1ZE,1ZH	24.3541-8523.5	240551	ATE Ø 54 - Halter
			←	☐; 02/99→ 06/01; +PR 1LN,1ZD,1ZE,1ZH	24.3541-8524.5	240552	ATE Ø 54 - Halter
			→	☐; 02/99→ 06/01; +PR 1KU,1KY,2EE	24.3384-1745.7	220609	TRW Ø 38 - Halter
			→	☐; 02/99→ 06/01; +PR 1KE,1KP,1KT	24.3414-1705.7	220549	TRW Ø 41 - Halter
			→	☐; 02/99→ 06/01; +PR 1KE,1KP,1KT	24.3414-1706.7	220550	TRW Ø 41 - Halter
1.9 TDI 4motion	85	02/99→06/01	←	☐; +PR 1LR,1LS,1ZM / 1LQ,1ZP	11.9541-9549.2	220575	ATE Ø 54 - Halter
			←	☐; +PR 1LR,1LS,1ZM / 1LQ,1ZP	11.9541-9550.2	220576	ATE Ø 54 - Halter
			←	☐; 1J-2W315309→; +PR 1LJ	11.9541-9595.2	220501	ATE Ø 54 - Halter
			←	☐; → 1J-2W315308; +PR 1LJ	11.9541-9595.2	220501	ATE Ø 54 - Halter
			←	☐; +PR 1ZQ	11.9541-9595.2	220501	ATE Ø 54 - Halter
			←	☐; +PR 1ZQ	11.9541-9596.2	220502	ATE Ø 54 - Halter
			←	☐; 1J-2W315309→; +PR 1LJ	11.9541-9596.2	220502	ATE Ø 54 - Halter
			←	☐; → 1J-2W315308; +PR 1LJ	11.9541-9596.2	220502	ATE Ø 54 - Halter
			←	☐; +PR 1LN,1ZD,1ZE,1ZH	24.3541-8523.5	240551	ATE Ø 54 - Halter
			←	☐; +PR 1LN,1ZD,1ZE,1ZH	24.3541-8524.5	240552	ATE Ø 54 - Halter
			→	☐; +PR 1KU,1KY,2EE	24.3384-1745.7	220609	TRW Ø 38 - Halter
			→	☐; +PR 1KE,1KP,1KT	24.3414-1705.7	220549	TRW Ø 41 - Halter
			→	☐; +PR 1KE,1KP,1KT	24.3414-1706.7	220550	TRW Ø 41 - Halter
2.3 V5 4motion	110	12/98→10/00	←	☐; 02/99→; +PR 1LR,1LS,1ZM / 1LQ,1ZP	11.9541-9549.2	220575	ATE Ø 54 - Halter
			←	☐; 02/99→; +PR 1LR,1LS,1ZM / 1LQ,1ZP	11.9541-9550.2	220576	ATE Ø 54 - Halter
			←	☐; 02/99→; → 1J-2W315308; +PR 1LJ	11.9541-9595.2	220501	ATE Ø 54 - Halter
			←	☐; 02/99→; +PR 1ZQ	11.9541-9595.2	220501	ATE Ø 54 - Halter
			←	☐; 1J-2W315309→; +PR 1LJ	11.9541-9595.2	220501	ATE Ø 54 - Halter
			←	☐; 1J-2W315309→; +PR 1LJ	11.9541-9596.2	220502	ATE Ø 54 - Halter
			←	☐; 02/99→; → 1J-2W315308; +PR 1LJ	11.9541-9596.2	220502	ATE Ø 54 - Halter
			←	☐; 02/99→; +PR 1ZQ	11.9541-9596.2	220502	ATE Ø 54 - Halter
			←	☐; 02/99→; +PR 1LN,1ZD,1ZE,1ZH	24.3541-8523.5	240551	ATE Ø 54 - Halter










	kw			 	! #			
<b>VW - BORA (1J2) 10/98→09/05</b>								
<b> Bremssattel</b>								
2.3 V5 4motion	110	12/98→10/00	←	☐; 02/99→; +PR 1LN,1ZD,1ZE,1ZH	24.3541-8524.5	240552	ATE Ø 54 - Halter	
			→	☐; 02/99→; +PR 1KU,1KY,2EE	24.3384-1745.7	220609	TRW Ø 38 - Halter	
			→	☐; 02/99→; +PR 1KE,1KP,1KT	24.3414-1705.7	220549	TRW Ø 41 - Halter	
			→	☐; 02/99→; +PR 1KE,1KP,1KT	24.3414-1706.7	220550	TRW Ø 41 - Halter	
2.8 V6 4motion	150	03/99→05/05	←	☐; 05/99→ 12/04; +PR 1LR,1LS,1ZM / 1LQ,1ZP	11.9541-9549.2	220575	ATE Ø 54 - Halter	
			←	☐; 05/99→ 12/04; +PR 1LR,1LS,1ZM / 1LQ,1ZP	11.9541-9550.2	220576	ATE Ø 54 - Halter	
			←	☐; 05/99→ 12/04; +PR 1ZQ	11.9541-9595.2	220501	ATE Ø 54 - Halter	
			←	☐; 05/99→; → 1J-2W315308; +PR 1LJ	11.9541-9595.2	220501	ATE Ø 54 - Halter	
			←	☐; 1J-2W315309→; → 12/04; +PR 1LJ	11.9541-9595.2	220501	ATE Ø 54 - Halter	
			←	☐; 05/99→; → 1J-2W315308; +PR 1LJ	11.9541-9596.2	220502	ATE Ø 54 - Halter	
			←	☐; 1J-2W315309→; → 12/04; +PR 1LJ	11.9541-9596.2	220502	ATE Ø 54 - Halter	
			←	☐; 05/99→ 12/04; +PR 1ZQ	11.9541-9596.2	220502	ATE Ø 54 - Halter	
			←	☐; 05/99→ 12/04; +PR 1LN,1ZD,1ZE,1ZH	24.3541-8523.5	240551	ATE Ø 54 - Halter	
			←	☐; 05/99→ 12/04; +PR 1LN,1ZD,1ZE,1ZH	24.3541-8524.5	240552	ATE Ø 54 - Halter	
			→	☐; 05/99→ 12/04; +PR 1KU,1KY,2EE	24.3384-1745.7	220609	TRW Ø 38 - Halter	
			→	☐; 05/99→ 12/04; +PR 1KE,1KP,1KT	24.3414-1705.7	220549	TRW Ø 41 - Halter	
→	☐; 05/99→ 12/04; +PR 1KE,1KP,1KT	24.3414-1706.7	220550	TRW Ø 41 - Halter				
<b>Halter, Bremssattel</b>								
1.4 16V	55	03/00→05/05	←	→ 12/04; +PR 1ZQ	2	11.0230-0451.1	260130	ATE
1.6	74	10/98→05/05	←	→ 1J-2W315308; +PR 1LJ	2	11.0230-0451.1	260130	ATE
1.6	75	08/00→05/05	←	→ 1J-2W315308; +PR 1LJ	2	11.0230-0451.1	260130	ATE
1.6 16V	77	05/00→05/05	←	1J-2W315309→; → 12/04; +PR 1LJ	2	11.0230-0451.1	260130	ATE
1.6 FSI	81	01/02→05/05	←	1J-2W315309→; → 12/04; +PR 1LJ	2	11.0230-0451.1	260130	ATE
1.8	92	10/98→05/05	←	→ 12/04; +PR 1LN,1ZD,1ZE,1ZH	2	11.8170-0306.1	260102	ATE
1.8 4motion	92	02/99→05/05	←	→ 12/04; +PR 1LN,1ZD,1ZE,1ZH	2	11.8170-0306.1	260102	ATE
1.9 SDI	50	10/98→05/05	←	→ 12/04; +PR 1LN,1ZD,1ZE,1ZH	2	11.8170-0306.1	260102	ATE
1.9 TDI	74	09/00→05/05	←	→ 12/04; +PR 1LN,1ZD,1ZE,1ZH	2	11.8170-0306.1	260102	ATE
1.9 TDI 4motion	74	09/00→05/05	←	→ 12/04; +PR 1LN,1ZD,1ZE,1ZH	2	11.8170-0306.1	260102	ATE
2.0	85	10/98→05/05	←	→ 12/04; +PR 1LN,1ZD,1ZE,1ZH	2	11.8170-0306.1	260102	ATE
2.0 4motion	85	04/00→05/05	←	→ 12/04; +PR 1LN,1ZD,1ZE,1ZH	2	11.8170-0306.1	260102	ATE
2.3 V5	125	10/00→05/05	←	→ 12/04; +PR 1LN,1ZD,1ZE,1ZH	2	11.8170-0306.1	260102	ATE
2.3 V5 4motion	125	10/00→05/05	←	→ 12/04; +PR 1LN,1ZD,1ZE,1ZH	2	11.8170-0306.1	260102	ATE
1.6	78	06/02→10/04	←	→ 1J-2W315308; +PR 1LJ	2	11.0230-0451.1	260130	ATE
1.9 TDI	81	10/98→06/01	←	1J-2W315309→; +PR 1LJ	2	11.0230-0451.1	260130	ATE
1.9 TDI 4motion	85	02/99→06/01	←	1J-2W315309→; +PR 1LJ	2	11.0230-0451.1	260130	ATE
2.3 V5	110	10/98→10/00	←	+PR 1ZQ	2	11.0230-0451.1	260130	ATE
			←	+PR 1LN,1ZD,1ZE,1ZH	2	11.8170-0306.1	260102	ATE
1.8 T	110	05/00→05/05	←	09/00→ 12/04; +PR 1ZQ	2	11.0230-0451.1	260130	ATE
			←	09/00→; → 1J-2W315308; +PR 1LJ	2	11.0230-0451.1	260130	ATE
			←	1J-2W315309→; → 12/04; +PR 1LJ	2	11.0230-0451.1	260130	ATE
			←	09/00→ 12/04; +PR 1LN,1ZD,1ZE,1ZH	2	11.8170-0306.1	260102	ATE
1.8 T	132	03/02→05/05	←	05/02→ 12/04; +PR 1ZQ	2	11.0230-0451.1	260130	ATE
			←	05/02→; → 1J-2W315308; +PR 1LJ	2	11.0230-0451.1	260130	ATE
			←	1J-2W315309→; → 12/04; +PR 1LJ	2	11.0230-0451.1	260130	ATE
			←	05/02→ 12/04; +PR 1LN,1ZD,1ZE,1ZH	2	11.8170-0306.1	260102	ATE
1.9 TDI	66	10/98→05/05	←	→ 06/01; +PR 1ZQ	2	11.0230-0451.1	260130	ATE
			←	→ 1J-2W315308; +PR 1LJ	2	11.0230-0451.1	260130	ATE
			←	1J-2W315309→; → 06/01; +PR 1LJ	2	11.0230-0451.1	260130	ATE
			←	→ 06/01; +PR 1LN,1ZD,1ZE,1ZH	2	11.8170-0306.1	260102	ATE
1.9 TDI	85	12/98→01/02	←	1J-2W315309→; → 06/01; +PR 1LJ	2	11.0230-0451.1	260130	ATE
1.9 TDI 4motion	66	11/98→04/02	←	02/99→; → 1J-2W315308; +PR 1LJ	2	11.0230-0451.1	260130	ATE
			←	02/99→ 06/01; +PR 1ZQ	2	11.0230-0451.1	260130	ATE
			←	02/99→ 06/01; +PR 1LN,1ZD,1ZE,1ZH	2	11.8170-0306.1	260102	ATE
1.9 TDI	96	11/00→05/05	←	04/01→ 12/04; +PR 1ZQ	2	11.0230-0451.1	260130	ATE
1.9 TDI 4motion	96	11/00→05/05	←	04/01→; → 1J-2W315308; +PR 1LJ	2	11.0230-0451.1	260130	ATE
			←	1J-2W315309→; → 12/04; +PR 1LJ	2	11.0230-0451.1	260130	ATE
↓								








	kw			 	! #		
<b>VW - BORA (1J2) 10/98→09/05</b>							
<b>Halter, Bremsattel</b>							
1.9 TDI 1.9 TDI 4motion	96 96	11/00→05/05 11/00→05/05	←	04/01→ 12/04; +PR 1LN,1ZD,1ZE,1ZH	2	11.8170-0306.1 260102	ATE
1.9 TDI 1.9 TDI 4motion	110 110	05/00→05/05 05/00→05/05	←	10/00→; → 1J-2W315308; +PR 1LJ	2	11.0230-0451.1 260130	ATE
			←	10/00→ 12/04; +PR 1ZQ	2	11.0230-0451.1 260130	ATE
			←	1J-2W315309→; → 12/04; +PR 1LJ	2	11.0230-0451.1 260130	ATE
			←	10/00→ 12/04; +PR 1LN,1ZD,1ZE,1ZH	2	11.8170-0306.1 260102	ATE
2.3 V5 4motion	110	12/98→10/00	←	02/99→; → 1J-2W315308; +PR 1LJ	2	11.0230-0451.1 260130	ATE
			←	1J-2W315309→; +PR 1LJ	2	11.0230-0451.1 260130	ATE
			←	02/99→; +PR 1ZQ	2	11.0230-0451.1 260130	ATE
			←	02/99→; +PR 1LN,1ZD,1ZE,1ZH	2	11.8170-0306.1 260102	ATE
2.8 V6 4motion	150	03/99→05/05	←	05/99→; → 1J-2W315308; +PR 1LJ	2	11.0230-0451.1 260130	ATE
			←	05/99→ 12/04; +PR 1ZQ	2	11.0230-0451.1 260130	ATE
			←	1J-2W315309→; → 12/04; +PR 1LJ	2	11.0230-0451.1 260130	ATE
			←	05/99→ 12/04; +PR 1LN,1ZD,1ZE,1ZH	2	11.8170-0306.1 260102	ATE
<b>Feder, Bremsattel</b>							
1.4 16V 1.6 1.6 1.6 16V 1.6 FSI 1.8 1.8 4motion 1.9 SDI 1.9 TDI 1.9 TDI 4motion 2.0 2.0 4motion 2.3 V5 2.3 V5 4motion	55 74 75 77 81 92 92 50 74 74 85 85 125 125	03/00→05/05 10/98→05/05 08/00→05/05 05/00→05/05 01/02→05/05 10/98→05/05 02/99→05/05 10/98→05/05 09/00→05/05 09/00→05/05 10/98→05/05 04/00→05/05 10/00→05/05 10/00→05/05		→ 1J-2W315308; +PR 1LJ → 12/04; +PR 1ZQ → 12/04; +PR 1LN,1ZD,1ZE,1ZH 1J-2W315309→; → 12/04; +PR 1LJ	2 2 2 2	11.8116-0143.1 390513 11.8116-0143.1 390513 11.8116-0143.1 390513 11.8116-0143.1 390513	ATE ATE ATE ATE
1.6 1.9 TDI 1.9 TDI 4motion 2.3 V5	78 81 85 110	06/02→10/04 10/98→06/01 02/99→06/01 10/98→10/00		1J-2W315309→; +PR 1LJ	2	11.8116-0143.1 390513	ATE
				+PR 1ZQ	2	11.8116-0143.1 390513	ATE
				+PR 1LN,1ZD,1ZE,1ZH	2	11.8116-0143.1 390513	ATE
				→ 1J-2W315308; +PR 1LJ	2	11.8116-0143.1 390513	ATE
1.8 T	110	05/00→05/05		1J-2W315309→; → 12/04; +PR 1LJ	2	11.8116-0143.1 390513	ATE
				09/00→; → 1J-2W315308; +PR 1LJ	2	11.8116-0143.1 390513	ATE
				09/00→ 12/04; +PR 1LN,1ZD,1ZE,1ZH	2	11.8116-0143.1 390513	ATE
				09/00→ 12/04; +PR 1ZQ	2	11.8116-0143.1 390513	ATE
1.8 T	132	03/02→05/05		05/02→; → 1J-2W315308; +PR 1LJ	2	11.8116-0143.1 390513	ATE
				1J-2W315309→; → 12/04; +PR 1LJ	2	11.8116-0143.1 390513	ATE
				05/02→ 12/04; +PR 1ZQ	2	11.8116-0143.1 390513	ATE
				05/02→ 12/04; +PR 1LN,1ZD,1ZE,1ZH	2	11.8116-0143.1 390513	ATE
1.9 TDI	66	10/98→05/05		→ 1J-2W315308; +PR 1LJ	2	11.8116-0143.1 390513	ATE
				1J-2W315309→; → 06/01; +PR 1LJ	2	11.8116-0143.1 390513	ATE
				→ 06/01; +PR 1LN,1ZD,1ZE,1ZH	2	11.8116-0143.1 390513	ATE
				→ 06/01; +PR 1ZQ	2	11.8116-0143.1 390513	ATE
1.9 TDI 1.9 TDI 4motion	85 66	12/98→01/02 11/98→04/02		1J-2W315309→; → 06/01; +PR 1LJ	2	11.8116-0143.1 390513	ATE
				02/99→ 06/01; +PR 1ZQ	2	11.8116-0143.1 390513	ATE
				02/99→ 06/01; +PR 1LN,1ZD,1ZE,1ZH	2	11.8116-0143.1 390513	ATE
				02/99→; → 1J-2W315308; +PR 1LJ	2	11.8116-0143.1 390513	ATE
1.9 TDI 1.9 TDI 4motion	96 96	11/00→05/05 11/00→05/05		1J-2W315309→; → 12/04; +PR 1LJ	2	11.8116-0143.1 390513	ATE
				04/01→; → 1J-2W315308; +PR 1LJ	2	11.8116-0143.1 390513	ATE
				04/01→ 12/04; +PR 1ZQ	2	11.8116-0143.1 390513	ATE
				04/01→ 12/04; +PR 1LN,1ZD,1ZE,1ZH	2	11.8116-0143.1 390513	ATE
1.9 TDI 1.9 TDI 4motion	110 110	05/00→05/05 05/00→05/05		10/00→ 12/04; +PR 1LN,1ZD,1ZE,1ZH	2	11.8116-0143.1 390513	ATE
				1J-2W315309→; → 12/04; +PR 1LJ	2	11.8116-0143.1 390513	ATE
				10/00→ 12/04; +PR 1ZQ	2	11.8116-0143.1 390513	ATE
				10/00→; → 1J-2W315308; +PR 1LJ	2	11.8116-0143.1 390513	ATE
2.3 V5 4motion	110	12/98→10/00		02/99→; → 1J-2W315308; +PR 1LJ	2	11.8116-0143.1 390513	ATE
				1J-2W315309→; +PR 1LJ	2	11.8116-0143.1 390513	ATE
				02/99→; +PR 1ZQ	2	11.8116-0143.1 390513	ATE
				02/99→; +PR 1LN,1ZD,1ZE,1ZH	2	11.8116-0143.1 390513	ATE
2.8 V6 4motion ↓	150	03/99→05/05		1J-2W315309→; → 12/04; +PR 1LJ	2	11.8116-0143.1 390513	ATE




















	kw			 	! #		
<b>VW - BORA (1J2) 10/98→09/05</b>							
<b>Feder, Bremsattel</b>							
2.8 V6 4motion	150	03/99→05/05		05/99→; → 1J-2W315308; +PR 1LJ	2	11.8116-0143.1	390513 ATE
				05/99→ 12/04; +PR 1ZQ	2	11.8116-0143.1	390513 ATE
				05/99→ 12/04; +PR 1LN,1ZD,1ZE,1ZH	2	11.8116-0143.1	390513 ATE
<b>Führungshülzensatz, Bremsattel</b>							
1.4 16V	55	03/00→05/05	←	→ 1J-2W315308; +PR 1LJ		11.0101-5409.2	260035 ATE
1.6	74	10/98→05/05	←	→ 12/04; +PR 1ZQ		11.0101-5409.2	260035 ATE
1.6	75	08/00→05/05	←	→ 12/04; +PR 1ZQ		11.0101-5409.2	260035 ATE
1.6 16V	77	05/00→05/05	←	→ 12/04; +PR 1LR,1LS,1ZM / 1LQ,1ZP		11.0101-5409.2	260035 ATE
1.6 FSI	81	01/02→05/05	←	→ 12/04; +PR 1LR,1LS,1ZM / 1LQ,1ZP		11.0101-5409.2	260035 ATE
1.8	92	10/98→05/05	←	→ 12/04; +PR 1LN,1ZD,1ZE,1ZH		11.0101-5409.2	260035 ATE
1.8 4motion	92	02/99→05/05	←	1J-2W315309→; → 12/04; +PR 1LJ		11.0101-5409.2	260035 ATE
1.9 SDI	50	10/98→05/05	←	1J-2W315309→; → 12/04; +PR 1LJ		11.0101-5409.2	260035 ATE
1.9 TDI	74	09/00→05/05	←	1J-2W315309→; → 12/04; +PR 1LJ		11.0101-5409.2	260035 ATE
1.9 TDI 4motion	74	09/00→05/05	←	1J-2W315309→; → 12/04; +PR 1LJ		11.0101-5409.2	260035 ATE
2.0	85	10/98→05/05	←	1J-2W315309→; → 12/04; +PR 1LJ		11.0101-5409.2	260035 ATE
2.0 4motion	85	04/00→05/05	←	1J-2W315309→; → 12/04; +PR 1LJ		11.0101-5409.2	260035 ATE
2.3 V5	125	10/00→05/05	←	1J-2W315309→; → 12/04; +PR 1LJ		11.0101-5409.2	260035 ATE
2.3 V5 4motion	125	10/00→05/05	←	1J-2W315309→; → 12/04; +PR 1LJ		11.0101-5409.2	260035 ATE
1.6	78	06/02→10/04	←	→ 1J-2W315308; +PR 1LJ		11.0101-5409.2	260035 ATE
1.9 TDI	81	10/98→06/01	←	1J-2W315309→; +PR 1LJ		11.0101-5409.2	260035 ATE
1.9 TDI 4motion	85	02/99→06/01	←	1J-2W315309→; +PR 1LJ		11.0101-5409.2	260035 ATE
2.3 V5	110	10/98→10/00	←	+PR 1LR,1LS,1ZM / 1LQ,1ZP		11.0101-5409.2	260035 ATE
			←	+PR 1ZQ		11.0101-5409.2	260035 ATE
			←	+PR 1LN,1ZD,1ZE,1ZH		11.0101-5409.2	260035 ATE
1.8 T	110	05/00→05/05	←	1J-2W315309→; → 12/04; +PR 1LJ		11.0101-5409.2	260035 ATE
			←	09/00→; → 1J-2W315308; +PR 1LJ		11.0101-5409.2	260035 ATE
			←	09/00→ 12/04; +PR 1LR,1LS,1ZM / 1LQ,1ZP		11.0101-5409.2	260035 ATE
			←	09/00→ 12/04; +PR 1LN,1ZD,1ZE,1ZH		11.0101-5409.2	260035 ATE
			←	09/00→ 12/04; +PR 1ZQ		11.0101-5409.2	260035 ATE
1.8 T	132	03/02→05/05	←	05/02→ 12/04; +PR 1LR,1LS,1ZM / 1LQ,1ZP		11.0101-5409.2	260035 ATE
			←	05/02→ 12/04; +PR 1ZQ		11.0101-5409.2	260035 ATE
			←	05/02→ 12/04; +PR 1LN,1ZD,1ZE,1ZH		11.0101-5409.2	260035 ATE
			←	05/02→; → 1J-2W315308; +PR 1LJ		11.0101-5409.2	260035 ATE
			←	1J-2W315309→; → 12/04; +PR 1LJ		11.0101-5409.2	260035 ATE
1.9 TDI	66	10/98→05/05	←	1J-2W315309→; → 06/01; +PR 1LJ		11.0101-5409.2	260035 ATE
			←	→ 1J-2W315308; +PR 1LJ		11.0101-5409.2	260035 ATE
			←	→ 06/01; +PR 1LN,1ZD,1ZE,1ZH		11.0101-5409.2	260035 ATE
			←	→ 06/01; +PR 1ZQ		11.0101-5409.2	260035 ATE
			←	→ 06/01; +PR 1LR,1LS,1ZM / 1LQ,1ZP		11.0101-5409.2	260035 ATE
1.9 TDI	85	12/98→01/02	←	1J-2W315309→; → 06/01; +PR 1LJ		11.0101-5409.2	260035 ATE
1.9 TDI 4motion	66	11/98→04/02	←	02/99→ 06/01; +PR 1LN,1ZD,1ZE,1ZH		11.0101-5409.2	260035 ATE
			←	02/99→ 06/01; +PR 1LR,1LS,1ZM / 1LQ,1ZP		11.0101-5409.2	260035 ATE
			←	02/99→; → 1J-2W315308; +PR 1LJ		11.0101-5409.2	260035 ATE
			←	02/99→ 06/01; +PR 1ZQ		11.0101-5409.2	260035 ATE
1.9 TDI	96	11/00→05/05	←	04/01→; → 1J-2W315308; +PR 1LJ		11.0101-5409.2	260035 ATE
1.9 TDI 4motion	96	11/00→05/05	←	04/01→ 12/04; +PR 1ZQ		11.0101-5409.2	260035 ATE
			←	1J-2W315309→; → 12/04; +PR 1LJ		11.0101-5409.2	260035 ATE
			←	04/01→ 12/04; +PR 1LN,1ZD,1ZE,1ZH		11.0101-5409.2	260035 ATE
			←	04/01→ 12/04; +PR 1LR,1LS,1ZM / 1LQ,1ZP		11.0101-5409.2	260035 ATE
1.9 TDI	110	05/00→05/05	←	1J-2W315309→; → 12/04; +PR 1LJ		11.0101-5409.2	260035 ATE
1.9 TDI 4motion	110	05/00→05/05	←	10/00→ 12/04; +PR 1LR,1LS,1ZM / 1LQ,1ZP		11.0101-5409.2	260035 ATE
			←	10/00→ 12/04; +PR 1LN,1ZD,1ZE,1ZH		11.0101-5409.2	260035 ATE
			←	10/00→; → 1J-2W315308; +PR 1LJ		11.0101-5409.2	260035 ATE
			←	10/00→ 12/04; +PR 1ZQ		11.0101-5409.2	260035 ATE
2.3 V5 4motion	110	12/98→10/00	←	02/99→; +PR 1LN,1ZD,1ZE,1ZH		11.0101-5409.2	260035 ATE
			←	1J-2W315309→; +PR 1LJ		11.0101-5409.2	260035 ATE
			←	02/99→; +PR 1ZQ		11.0101-5409.2	260035 ATE











	kw			 	! #		
<b>VW - BORA (1J2) 10/98→09/05</b>							
<b>Führungshülzensatz, Bremsattel</b>							
2.3 V5 4motion	110	12/98→10/00	←	02/99→; +PR 1LR,1LS,1ZM / 1LQ,1ZP	11.0101-5409.2	260035	ATE
			←	02/99→; → 1J-2W315308; +PR 1LJ	11.0101-5409.2	260035	ATE
2.8 V6 4motion	150	03/99→05/05	←	05/99→ 12/04; +PR 1LN,1ZD,1ZE,1ZH	11.0101-5409.2	260035	ATE
			←	05/99→; → 1J-2W315308; +PR 1LJ	11.0101-5409.2	260035	ATE
			←	05/99→ 12/04; +PR 1LR,1LS,1ZM / 1LQ,1ZP	11.0101-5409.2	260035	ATE
			←	05/99→ 12/04; +PR 1ZQ	11.0101-5409.2	260035	ATE
			←	1J-2W315309→; → 12/04; +PR 1LJ	11.0101-5409.2	260035	ATE
<b>Führungsbolzen, Bremsattel</b>							
1.4 16V	55	03/00→05/05		→ 12/04; +PR 1LN,1ZD,1ZE,1ZH	11.8171-0008.1	990049	ATE
1.6	74	10/98→05/05					
1.6	75	08/00→05/05		→ 1J-2W315308; +PR 1LJ	11.8171-0008.1	990049	ATE
1.6 16V	77	05/00→05/05		→ 12/04; +PR 1ZQ	11.8171-0008.1	990049	ATE
1.6 FSI	81	01/02→05/05					
1.8	92	10/98→05/05		1J-2W315309→; → 12/04; +PR 1LJ	11.8171-0008.1	990049	ATE
1.8 4motion	92	02/99→05/05		→ 12/04; +PR 1LR,1LS,1ZM / 1LQ,1ZP	11.8171-0008.1	990049	ATE
1.9 SDI	50	10/98→05/05					
1.9 TDI	74	09/00→05/05					
1.9 TDI 4motion	74	09/00→05/05					
2.0	85	10/98→05/05					
2.0 4motion	85	04/00→05/05					
2.3 V5	125	10/00→05/05					
2.3 V5 4motion	125	10/00→05/05					
1.6	78	06/02→10/04		→ 1J-2W315308; +PR 1LJ	11.8171-0008.1	990049	ATE
1.9 TDI	81	10/98→06/01		1J-2W315309→; +PR 1LJ	11.8171-0008.1	990049	ATE
1.9 TDI 4motion	85	02/99→06/01		+PR 1ZQ	11.8171-0008.1	990049	ATE
2.3 V5	110	10/98→10/00		+PR 1LN,1ZD,1ZE,1ZH	11.8171-0008.1	990049	ATE
				+PR 1LR,1LS,1ZM / 1LQ,1ZP	11.8171-0008.1	990049	ATE
1.8 T	110	05/00→05/05		09/00→ 12/04; +PR 1ZQ	11.8171-0008.1	990049	ATE
				09/00→ 12/04; +PR 1LN,1ZD,1ZE,1ZH	11.8171-0008.1	990049	ATE
				09/00→; → 1J-2W315308; +PR 1LJ	11.8171-0008.1	990049	ATE
				09/00→ 12/04; +PR 1LR,1LS,1ZM / 1LQ,1ZP	11.8171-0008.1	990049	ATE
				1J-2W315309→; → 12/04; +PR 1LJ	11.8171-0008.1	990049	ATE
1.8 T	132	03/02→05/05		05/02→ 12/04; +PR 1LR,1LS,1ZM / 1LQ,1ZP	11.8171-0008.1	990049	ATE
				05/02→; → 1J-2W315308; +PR 1LJ	11.8171-0008.1	990049	ATE
				05/02→ 12/04; +PR 1ZQ	11.8171-0008.1	990049	ATE
				05/02→ 12/04; +PR 1LN,1ZD,1ZE,1ZH	11.8171-0008.1	990049	ATE
				1J-2W315309→; → 12/04; +PR 1LJ	11.8171-0008.1	990049	ATE
1.9 TDI	66	10/98→05/05		→ 06/01; +PR 1ZQ	11.8171-0008.1	990049	ATE
				→ 1J-2W315308; +PR 1LJ	11.8171-0008.1	990049	ATE
				1J-2W315309→; → 06/01; +PR 1LJ	11.8171-0008.1	990049	ATE
				→ 06/01; +PR 1LR,1LS,1ZM / 1LQ,1ZP	11.8171-0008.1	990049	ATE
				→ 06/01; +PR 1LN,1ZD,1ZE,1ZH	11.8171-0008.1	990049	ATE
1.9 TDI	85	12/98→01/02		02/99→; → 1J-2W315308; +PR 1LJ	11.8171-0008.1	990049	ATE
1.9 TDI 4motion	66	11/98→04/02		02/99→ 06/01; +PR 1LR,1LS,1ZM / 1LQ,1ZP	11.8171-0008.1	990049	ATE
				02/99→ 06/01; +PR 1ZQ	11.8171-0008.1	990049	ATE
				02/99→ 06/01; +PR 1LN,1ZD,1ZE,1ZH	11.8171-0008.1	990049	ATE
				1J-2W315309→; → 06/01; +PR 1LJ	11.8171-0008.1	990049	ATE
1.9 TDI	96	11/00→05/05		04/01→; → 1J-2W315308; +PR 1LJ	11.8171-0008.1	990049	ATE
1.9 TDI 4motion	96	11/00→05/05		04/01→ 12/04; +PR 1LN,1ZD,1ZE,1ZH	11.8171-0008.1	990049	ATE
				04/01→ 12/04; +PR 1LR,1LS,1ZM / 1LQ,1ZP	11.8171-0008.1	990049	ATE
				1J-2W315309→; → 12/04; +PR 1LJ	11.8171-0008.1	990049	ATE
				04/01→ 12/04; +PR 1ZQ	11.8171-0008.1	990049	ATE
1.9 TDI	110	05/00→05/05		10/00→ 12/04; +PR 1LR,1LS,1ZM / 1LQ,1ZP	11.8171-0008.1	990049	ATE
1.9 TDI 4motion	110	05/00→05/05		10/00→ 12/04; +PR 1ZQ	11.8171-0008.1	990049	ATE
				10/00→; → 1J-2W315308; +PR 1LJ	11.8171-0008.1	990049	ATE
				1J-2W315309→; → 12/04; +PR 1LJ	11.8171-0008.1	990049	ATE
				10/00→ 12/04; +PR 1LN,1ZD,1ZE,1ZH	11.8171-0008.1	990049	ATE
2.3 V5 4motion	110	12/98→10/00		1J-2W315309→; +PR 1LJ	11.8171-0008.1	990049	ATE
				02/99→; +PR 1ZQ	11.8171-0008.1	990049	ATE
↓							

	kw			 	! #		
<b>VW - BORA (1J2) 10/98→09/05</b>							
<b>Führungsbolzen, Bremsattel</b>							
2.3 V5 4motion	110	12/98→10/00		02/99→; +PR 1LR,1LS,1ZM / 1LQ,1ZP	11.8171-0008.1	990049	ATE
				02/99→; +PR 1LN,1ZD,1ZE,1ZH	11.8171-0008.1	990049	ATE
				02/99→; → 1J-2W315308; +PR 1LJ	11.8171-0008.1	990049	ATE
2.8 V6 4motion	150	03/99→05/05		05/99→ 12/04; +PR 1LN,1ZD,1ZE,1ZH	11.8171-0008.1	990049	ATE
				05/99→ 12/04; +PR 1LR,1LS,1ZM / 1LQ,1ZP	11.8171-0008.1	990049	ATE
				05/99→ 12/04; +PR 1ZQ	11.8171-0008.1	990049	ATE
				05/99→; → 1J-2W315308; +PR 1LJ	11.8171-0008.1	990049	ATE
			1J-2W315309→; → 12/04; +PR 1LJ	11.8171-0008.1	990049	ATE	
<b>Dichtungssatz, Bremsattel</b>							
1.4 16V	55	03/00→05/05		→ 12/04; +PR 1LN,1ZD,1ZE,1ZH	11.0441-5409.2	250031	ATE
1.6	74	10/98→05/05		→ 1J-2W315308; +PR 1LJ	11.0441-5409.2	250031	ATE
1.6	75	08/00→05/05					
1.6 16V	77	05/00→05/05		→ 12/04; +PR 1ZQ	11.0441-5409.2	250031	ATE
1.6 FSI	81	01/02→05/05		1J-2W315309→; → 12/04; +PR 1LJ	11.0441-5409.2	250031	ATE
1.8	92	10/98→05/05					
1.8 4motion	92	02/99→05/05		→ 12/04; +PR 1LR,1LS,1ZM / 1LQ,1ZP	11.0441-5409.2	250031	ATE
1.9 SDI	50	10/98→05/05					
1.9 TDI	74	09/00→05/05					
1.9 TDI 4motion	74	09/00→05/05					
2.0	85	10/98→05/05					
2.0 4motion	85	04/00→05/05					
2.3 V5	125	10/00→05/05					
2.3 V5 4motion	125	10/00→05/05					
1.6	78	06/02→10/04		1J-2W315309→; +PR 1LJ	11.0441-5409.2	250031	ATE
1.9 TDI	81	10/98→06/01					
1.9 TDI 4motion	85	02/99→06/01		→ 1J-2W315308; +PR 1LJ	11.0441-5409.2	250031	ATE
2.3 V5	110	10/98→10/00		+PR 1ZQ	11.0441-5409.2	250031	ATE
				+PR 1LN,1ZD,1ZE,1ZH	11.0441-5409.2	250031	ATE
				+PR 1LR,1LS,1ZM / 1LQ,1ZP	11.0441-5409.2	250031	ATE
1.8 T	110	05/00→05/05		09/00→ 12/04; +PR 1ZQ	11.0441-5409.2	250031	ATE
				09/00→ 12/04; +PR 1LN,1ZD,1ZE,1ZH	11.0441-5409.2	250031	ATE
				09/00→; → 1J-2W315308; +PR 1LJ	11.0441-5409.2	250031	ATE
				09/00→ 12/04; +PR 1LR,1LS,1ZM / 1LQ,1ZP	11.0441-5409.2	250031	ATE
				1J-2W315309→; → 12/04; +PR 1LJ	11.0441-5409.2	250031	ATE
1.8 T	132	03/02→05/05		05/02→ 12/04; +PR 1LR,1LS,1ZM / 1LQ,1ZP	11.0441-5409.2	250031	ATE
				05/02→; → 1J-2W315308; +PR 1LJ	11.0441-5409.2	250031	ATE
				05/02→ 12/04; +PR 1ZQ	11.0441-5409.2	250031	ATE
				05/02→ 12/04; +PR 1LN,1ZD,1ZE,1ZH	11.0441-5409.2	250031	ATE
				1J-2W315309→; → 12/04; +PR 1LJ	11.0441-5409.2	250031	ATE
1.9 TDI	66	10/98→05/05		→ 06/01; +PR 1ZQ	11.0441-5409.2	250031	ATE
				→ 1J-2W315308; +PR 1LJ	11.0441-5409.2	250031	ATE
				1J-2W315309→; → 06/01; +PR 1LJ	11.0441-5409.2	250031	ATE
				→ 06/01; +PR 1LR,1LS,1ZM / 1LQ,1ZP	11.0441-5409.2	250031	ATE
				→ 06/01; +PR 1LN,1ZD,1ZE,1ZH	11.0441-5409.2	250031	ATE
1.9 TDI	85	12/98→01/02		02/99→; → 1J-2W315308; +PR 1LJ	11.0441-5409.2	250031	ATE
1.9 TDI 4motion	66	11/98→04/02		02/99→ 06/01; +PR 1LR,1LS,1ZM / 1LQ,1ZP	11.0441-5409.2	250031	ATE
				02/99→ 06/01; +PR 1ZQ	11.0441-5409.2	250031	ATE
				02/99→ 06/01; +PR 1LN,1ZD,1ZE,1ZH	11.0441-5409.2	250031	ATE
				1J-2W315309→; → 06/01; +PR 1LJ	11.0441-5409.2	250031	ATE
1.9 TDI	96	11/00→05/05		04/01→; → 1J-2W315308; +PR 1LJ	11.0441-5409.2	250031	ATE
1.9 TDI 4motion	96	11/00→05/05		04/01→ 12/04; +PR 1LN,1ZD,1ZE,1ZH	11.0441-5409.2	250031	ATE
				04/01→ 12/04; +PR 1ZQ	11.0441-5409.2	250031	ATE
				1J-2W315309→; → 12/04; +PR 1LJ	11.0441-5409.2	250031	ATE
				04/01→ 12/04; +PR 1LR,1LS,1ZM / 1LQ,1ZP	11.0441-5409.2	250031	ATE
1.9 TDI	110	05/00→05/05		10/00→ 12/04; +PR 1LR,1LS,1ZM / 1LQ,1ZP	11.0441-5409.2	250031	ATE
1.9 TDI 4motion	110	05/00→05/05		10/00→ 12/04; +PR 1ZQ	11.0441-5409.2	250031	ATE
				10/00→; → 1J-2W315308; +PR 1LJ	11.0441-5409.2	250031	ATE
				1J-2W315309→; → 12/04; +PR 1LJ	11.0441-5409.2	250031	ATE
				10/00→ 12/04; +PR 1LN,1ZD,1ZE,1ZH	11.0441-5409.2	250031	ATE
2.3 V5 4motion	110	12/98→10/00		1J-2W315309→; +PR 1LJ	11.0441-5409.2	250031	ATE
				02/99→; +PR 1ZQ	11.0441-5409.2	250031	ATE
↓							

	kw			 	! #		
<b>VW - BORA (1J2) 10/98→09/05</b>							
<b>Dichtungssatz, Bremssattel</b>							
2.3 V5 4motion	110	12/98→10/00		02/99→; +PR 1LR,1LS,1ZM / 1LQ,1ZP		11.0441-5409.2 250031	ATE
				02/99→; +PR 1LN,1ZD,1ZE,1ZH		11.0441-5409.2 250031	ATE
				02/99→; → 1J-2W315308; +PR 1LJ		11.0441-5409.2 250031	ATE
2.8 V6 4motion	150	03/99→05/05		05/99→ 12/04; +PR 1LN,1ZD,1ZE,1ZH		11.0441-5409.2 250031	ATE
				05/99→ 12/04; +PR 1LR,1LS,1ZM / 1LQ,1ZP		11.0441-5409.2 250031	ATE
				05/99→; → 1J-2W315308; +PR 1LJ		11.0441-5409.2 250031	ATE
				05/99→ 12/04; +PR 1ZQ		11.0441-5409.2 250031	ATE
				1J-2W315309→; → 12/04; +PR 1LJ		11.0441-5409.2 250031	ATE
<b> Bremsschlauch</b>							
1.4 16V	55	03/00→05/05	←	→ 12/04	2	24.5143-0439.3 331411	L= 439
1.6	74	10/98→05/05	→	□ / am Bremssattel; → 12/04		24.1253-0010.3 331066	L= 233 mit Rohrleitung
1.6	75	08/00→05/05	→	□ / am Bremssattel; → 12/04		24.1253-0020.3 331067	L= 233 mit Rohrleitung
1.6 16V	77	05/00→05/05	→	→ 12/04		83.7858-0140.3 330837	L= 140
1.6 FSI	81	01/02→05/05	→				
1.8	92	10/98→05/05	→				
1.9 SDI	50	10/98→05/05	→				
1.9 TDI	74	09/00→05/05	→				
2.0	85	10/98→05/05	→				
2.3 V5	125	10/00→05/05	→				
1.6	78	06/02→10/04	←		2	24.5143-0439.3 331411	L= 439
1.9 TDI	81	10/98→06/01	→	□ / am Bremssattel		24.1253-0010.3 331066	L= 233 mit Rohrleitung
2.3 V5	110	10/98→10/00	→	□ / am Bremssattel		24.1253-0020.3 331067	L= 233 mit Rohrleitung
			→		2	83.7858-0140.3 330837	L= 140
1.8 4motion	92	02/99→05/05	←	→ 08/00	2	24.5143-0439.3 331411	L= 439
2.0 4motion	85	04/00→05/05	←	09/00→ 12/04	2	24.5143-0569.3 331398	L= 569
			→	→ 12/04	2	83.7858-0140.3 330837	L= 140
1.8 T	110	05/00→05/05	←	09/00→ 12/04	2	24.5143-0439.3 331411	L= 439
			→	□ / am Bremssattel; 09/00→ 12/04		24.1253-0010.3 331066	L= 233 mit Rohrleitung
			→	□ / am Bremssattel; 09/00→ 12/04		24.1253-0020.3 331067	L= 233 mit Rohrleitung
			→	09/00→ 12/04	2	83.7858-0140.3 330837	L= 140
1.8 T	132	03/02→05/05	←	05/02→ 12/04	2	24.5143-0439.3 331411	L= 439
			→	□ / am Bremssattel; 05/02→ 12/04		24.1253-0010.3 331066	L= 233 mit Rohrleitung
			→	□ / am Bremssattel; 05/02→ 12/04		24.1253-0020.3 331067	L= 233 mit Rohrleitung
			→	05/02→ 12/04	2	83.7858-0140.3 330837	L= 140
1.9 TDI	66	10/98→05/05	←	→ 06/01	2	24.5143-0439.3 331411	L= 439
			→	□ / am Bremssattel; → 06/01		24.1253-0010.3 331066	L= 233 mit Rohrleitung
			→	□ / am Bremssattel; → 06/01		24.1253-0020.3 331067	L= 233 mit Rohrleitung
			→	→ 06/01	2	83.7858-0140.3 330837	L= 140
1.9 TDI	85	12/98→01/02	←	02/99→ 06/01	2	24.5143-0439.3 331411	L= 439
			→	□ / am Bremssattel; 02/99→ 06/01		24.1253-0010.3 331066	L= 233 mit Rohrleitung
			→	□ / am Bremssattel; 02/99→ 06/01		24.1253-0020.3 331067	L= 233 mit Rohrleitung
			→	02/99→ 06/01	2	83.7858-0140.3 330837	L= 140
1.9 TDI	96	11/00→05/05	←	04/01→ 12/04	2	24.5143-0439.3 331411	L= 439
			→	□ / am Bremssattel; 04/01→ 12/04		24.1253-0010.3 331066	L= 233 mit Rohrleitung
			→	□ / am Bremssattel; 04/01→ 12/04		24.1253-0020.3 331067	L= 233 mit Rohrleitung
			→	04/01→ 12/04	2	83.7858-0140.3 330837	L= 140
1.9 TDI	110	05/00→05/05	←	10/00→ 12/04	2	24.5143-0439.3 331411	L= 439
			→	□ / am Bremssattel; 10/00→ 12/04		24.1253-0010.3 331066	L= 233 mit Rohrleitung
			→	□ / am Bremssattel; 10/00→ 12/04		24.1253-0020.3 331067	L= 233 mit Rohrleitung
			→	10/00→ 12/04	2	83.7858-0140.3 330837	L= 140
1.9 TDI 4motion	66	11/98→04/02	←	02/99→ 08/00	2	24.5143-0439.3 331411	L= 439
			←	09/00→ 06/01	2	24.5143-0569.3 331398	L= 569
			→	02/99→ 06/01	2	83.7858-0140.3 330837	L= 140
1.9 TDI 4motion	74	09/00→05/05	←	→ 12/04	2	24.5143-0569.3 331398	L= 569
2.3 V5 4motion	125	10/00→05/05	→	→ 12/04	2	83.7858-0140.3 330837	L= 140
1.9 TDI 4motion	85	02/99→06/01	←	→ 08/00	2	24.5143-0439.3 331411	L= 439
↓							

	kw					! #		
<b>VW - BORA (1J2) 10/98→09/05</b>								
 <b>Bremsschlauch</b>								
1.9 TDI 4motion	85	02/99→06/01	←	09/00→	2	24.5143-0569.3	331398	L= 569
			→		2	83.7858-0140.3	330837	L= 140
1.9 TDI 4motion	96	11/00→05/05	←	04/01→ 12/04	2	24.5143-0569.3	331398	L= 569
			→	04/01→ 12/04	2	83.7858-0140.3	330837	L= 140
1.9 TDI 4motion	110	05/00→05/05	←	10/00→ 12/04	2	24.5143-0569.3	331398	L= 569
			→	10/00→ 12/04	2	83.7858-0140.3	330837	L= 140
2.3 V5 4motion	110	12/98→10/00	←	02/99→ 08/00	2	24.5143-0439.3	331411	L= 439
			←	09/00→	2	24.5143-0569.3	331398	L= 569
			→	02/99→	2	83.7858-0140.3	330837	L= 140
2.8 V6 4motion	150	03/99→05/05	←	05/99→ 08/00	2	24.5143-0439.3	331411	L= 439
			←	09/00→ 12/04	2	24.5143-0569.3	331398	L= 569
			→	05/99→ 12/04	2	83.7858-0140.3	330837	L= 140
<b>VW - BORA Kombi (1J6) 05/99→05/05</b>								
 <b>Bremssattel</b>								
1.4 16V	55	09/01→05/05	←	☐; → 12/04; +PR 1LR,1LS,1ZM / 1LQ,1ZP		11.9541-9549.2	220575	ATE Ø 54 - Halter
1.6	74	05/99→05/05	←	☐; → 12/04; +PR 1LR,1LS,1ZM / 1LQ,1ZP		11.9541-9550.2	220576	ATE Ø 54 - Halter
1.6	75	08/00→05/05	←	☐; → 12/04; +PR 1LR,1LS,1ZM / 1LQ,1ZP		11.9541-9550.2	220576	ATE Ø 54 - Halter
2.0	85	05/99→05/05	←	☐; → 12/04; +PR 1LR,1LS,1ZM / 1LQ,1ZP		11.9541-9550.2	220576	ATE Ø 54 - Halter
2.3 V5	125	10/00→05/05	←	☐; → 1J-2W315308; +PR 1LJ		11.9541-9595.2	220501	ATE Ø 54 - Halter
			←	☐; 1J-2W315309→; → 12/04; +PR 1LJ		11.9541-9595.2	220501	ATE Ø 54 - Halter
			←	☐; → 12/04; +PR 1ZQ		11.9541-9595.2	220501	ATE Ø 54 - Halter
			←	☐; → 1J-2W315308; +PR 1LJ		11.9541-9596.2	220502	ATE Ø 54 - Halter
			←	☐; 1J-2W315309→; → 12/04; +PR 1LJ		11.9541-9596.2	220502	ATE Ø 54 - Halter
			←	☐; → 12/04; +PR 1ZQ		11.9541-9596.2	220502	ATE Ø 54 - Halter
			←	☐; → 12/04; +PR 1LN,1ZD,1ZE,1ZH		24.3541-8523.5	240551	ATE Ø 54 - Halter
			←	☐; → 12/04; +PR 1LN,1ZD,1ZE,1ZH		24.3541-8524.5	240552	ATE Ø 54 - Halter
			→	☐; → 12/04; +PR 1KU,1KY,2EE		24.3384-1745.7	220609	TRW Ø 38 - Halter
			→	☐; → 1J-YW238580; +PR 1KP,1KT		24.3414-1703.7	220535	Ø 41 - Halter
			→	☐; → 1J-YW238580; +PR 1KP,1KT		24.3414-1704.7	220536	Ø 41 - Halter
			→	☐; 1J-YW238581→; → 12/04; +PR 1KE,1KP,1KT		24.3414-1705.7	220549	TRW Ø 41 - Halter
			→	☐; 1J-YW238581→; → 12/04; +PR 1KE,1KP,1KT		24.3414-1706.7	220550	TRW Ø 41 - Halter
1.6 16V	77	02/00→05/05	←	☐; → 12/04; +PR 1LR,1LS,1ZM / 1LQ,1ZP		11.9541-9549.2	220575	ATE Ø 54 - Halter
1.6 FSI	81	01/02→05/05	←	☐; → 12/04; +PR 1LR,1LS,1ZM / 1LQ,1ZP		11.9541-9550.2	220576	ATE Ø 54 - Halter
1.8 4motion	92	05/99→05/05	←	☐; → 12/04; +PR 1LR,1LS,1ZM / 1LQ,1ZP		11.9541-9550.2	220576	ATE Ø 54 - Halter
1.8 T	132	05/02→05/05	←	☐; → 12/04; +PR 1LR,1LS,1ZM / 1LQ,1ZP		11.9541-9550.2	220576	ATE Ø 54 - Halter
1.9 TDI	74	09/00→05/05	←	☐; → 12/04; +PR 1LR,1LS,1ZM / 1LQ,1ZP		11.9541-9550.2	220576	ATE Ø 54 - Halter
1.9 TDI	110	05/01→05/05	←	☐; 1J-2W315309→; → 12/04; +PR 1LJ		11.9541-9595.2	220501	ATE Ø 54 - Halter
1.9 TDI 4motion	74	09/00→05/05	←	☐; → 1J-2W315308; +PR 1LJ		11.9541-9595.2	220501	ATE Ø 54 - Halter
1.9 TDI 4motion	110	05/01→05/05	←	☐; → 12/04; +PR 1ZQ		11.9541-9595.2	220501	ATE Ø 54 - Halter
2.0 4motion	85	04/00→05/05	←	☐; → 12/04; +PR 1ZQ		11.9541-9595.2	220501	ATE Ø 54 - Halter
2.3 V5 4motion	125	10/00→05/05	←	☐; → 1J-2W315308; +PR 1LJ		11.9541-9596.2	220502	ATE Ø 54 - Halter
2.8 V6 4motion	150	05/99→05/05	←	☐; 1J-2W315309→; → 12/04; +PR 1LJ		11.9541-9596.2	220502	ATE Ø 54 - Halter
			←	☐; → 12/04; +PR 1ZQ		11.9541-9596.2	220502	ATE Ø 54 - Halter
			←	☐; → 12/04; +PR 1LN,1ZD,1ZE,1ZH		24.3541-8523.5	240551	ATE Ø 54 - Halter
			←	☐; → 12/04; +PR 1LN,1ZD,1ZE,1ZH		24.3541-8524.5	240552	ATE Ø 54 - Halter
			→	☐; → 12/04; +PR 1KU,1KY,2EE		24.3384-1745.7	220609	TRW Ø 38 - Halter
			→	☐; → 12/04; +PR 1KE,1KP,1KT		24.3414-1705.7	220549	TRW Ø 41 - Halter
			→	☐; → 12/04; +PR 1KE,1KP,1KT		24.3414-1706.7	220550	TRW Ø 41 - Halter
1.8 T	110	05/00→05/05	←	☐; 09/00→ 12/04; +PR 1LR,1LS,1ZM / 1LQ,1ZP		11.9541-9549.2	220575	ATE Ø 54 - Halter
			←	☐; 09/00→ 12/04; +PR 1LR,1LS,1ZM / 1LQ,1ZP		11.9541-9550.2	220576	ATE Ø 54 - Halter
			←	☐; 09/00→; → 1J-2W315308; +PR 1LJ		11.9541-9595.2	220501	ATE Ø 54 - Halter
			←	☐; 09/00→ 12/04; +PR 1ZQ		11.9541-9595.2	220501	ATE Ø 54 - Halter
			←	☐; 1J-2W315309→; → 12/04; +PR 1LJ		11.9541-9595.2	220501	ATE Ø 54 - Halter
			←	☐; 09/00→; → 1J-2W315308; +PR 1LJ		11.9541-9596.2	220502	ATE Ø 54 - Halter



	kw			 	! #		
<b>VW - BORA Kombi (1J6) 05/99→05/05</b>							
 <b>Bremssattel</b>							
1.8 T	110	05/00→05/05	←	☐; 09/00→ 12/04; +PR 1ZQ	11.9541-9596.2	220502	ATE Ø 54 - Halter
			←	☐; 1J-2W315309→; → 12/04; +PR 1LJ	11.9541-9596.2	220502	ATE Ø 54 - Halter
			←	☐; 09/00→ 12/04; +PR 1LN,1ZD,1ZE,1ZH	24.3541-8523.5	240551	ATE Ø 54 - Halter
			←	☐; 09/00→ 12/04; +PR 1LN,1ZD,1ZE,1ZH	24.3541-8524.5	240552	ATE Ø 54 - Halter
			→	☐; 09/00→ 12/04; +PR 1KU,1KY,2EE	24.3384-1745.7	220609	TRW Ø 38 - Halter
			→	☐; 09/00→ 12/04; +PR 1KE,1KP,1KT	24.3414-1705.7	220549	TRW Ø 41 - Halter
			→	☐; 09/00→ 12/04; +PR 1KE,1KP,1KT	24.3414-1706.7	220550	TRW Ø 41 - Halter
1.9 TDI	66	07/04→05/05	←	☐; → 1J-2W315308; +PR 1LJ	11.9541-9595.2	220501	ATE Ø 54 - Halter
			←	☐; → 1J-2W315308; +PR 1LJ	11.9541-9596.2	220502	ATE Ø 54 - Halter
			→	☐; → 1J-YW238580; +PR 1KP,1KT	24.3414-1703.7	220535	Ø 41 - Halter
			→	☐; → 1J-YW238580; +PR 1KP,1KT	24.3414-1704.7	220536	Ø 41 - Halter
1.9 TDI 1.9 TDI 2.3 V5	81 85 110	05/99→06/01 05/99→06/01 05/99→10/00	←	☐; +PR 1LR,1LS,1ZM / 1LQ,1ZP	11.9541-9549.2	220575	ATE Ø 54 - Halter
			←	☐; +PR 1LR,1LS,1ZM / 1LQ,1ZP	11.9541-9550.2	220576	ATE Ø 54 - Halter
			←	☐; → 1J-2W315308; +PR 1LJ	11.9541-9595.2	220501	ATE Ø 54 - Halter
	←	☐; +PR 1ZQ	11.9541-9595.2	220501	ATE Ø 54 - Halter		
	←	☐; 1J-2W315309→; +PR 1LJ	11.9541-9595.2	220501	ATE Ø 54 - Halter		
	←	☐; → 1J-2W315308; +PR 1LJ	11.9541-9596.2	220502	ATE Ø 54 - Halter		
	←	☐; 1J-2W315309→; +PR 1LJ	11.9541-9596.2	220502	ATE Ø 54 - Halter		
	←	☐; +PR 1ZQ	11.9541-9596.2	220502	ATE Ø 54 - Halter		
	←	☐; +PR 1LN,1ZD,1ZE,1ZH	24.3541-8523.5	240551	ATE Ø 54 - Halter		
	←	☐; +PR 1LN,1ZD,1ZE,1ZH	24.3541-8524.5	240552	ATE Ø 54 - Halter		
	→	☐; +PR 1KU,1KY,2EE	24.3384-1745.7	220609	TRW Ø 38 - Halter		
	→	☐; → 1J-YW238580; +PR 1KP,1KT	24.3414-1703.7	220535	Ø 41 - Halter		
	→	☐; → 1J-YW238580; +PR 1KP,1KT	24.3414-1704.7	220536	Ø 41 - Halter		
	→	☐; 1J-YW238581→; +PR 1KE,1KP,1KT	24.3414-1705.7	220549	TRW Ø 41 - Halter		
	→	☐; 1J-YW238581→; +PR 1KE,1KP,1KT	24.3414-1706.7	220550	TRW Ø 41 - Halter		
1.9 TDI 1.9 TDI 4motion	96 96	11/00→05/05 11/00→05/05	←	☐; 04/01→ 12/04; +PR 1LR,1LS,1ZM / 1LQ,1ZP	11.9541-9549.2	220575	ATE Ø 54 - Halter
			←	☐; 04/01→ 12/04; +PR 1LR,1LS,1ZM / 1LQ,1ZP	11.9541-9550.2	220576	ATE Ø 54 - Halter
	←	☐; 1J-2W315309→; → 12/04; +PR 1LJ	11.9541-9595.2	220501	ATE Ø 54 - Halter		
	←	☐; 04/01→ 12/04; +PR 1ZQ	11.9541-9595.2	220501	ATE Ø 54 - Halter		
	←	☐; 04/01→; → 1J-2W315308; +PR 1LJ	11.9541-9595.2	220501	ATE Ø 54 - Halter		
	←	☐; 04/01→ 12/04; +PR 1ZQ	11.9541-9596.2	220502	ATE Ø 54 - Halter		
	←	☐; 1J-2W315309→; → 12/04; +PR 1LJ	11.9541-9596.2	220502	ATE Ø 54 - Halter		
	←	☐; 04/01→; → 1J-2W315308; +PR 1LJ	11.9541-9596.2	220502	ATE Ø 54 - Halter		
	←	☐; 04/01→ 12/04; +PR 1LN,1ZD,1ZE,1ZH	24.3541-8523.5	240551	ATE Ø 54 - Halter		
	←	☐; 04/01→ 12/04; +PR 1LN,1ZD,1ZE,1ZH	24.3541-8524.5	240552	ATE Ø 54 - Halter		
	→	☐; 04/01→ 12/04; +PR 1KU,1KY,2EE	24.3384-1745.7	220609	TRW Ø 38 - Halter		
	→	☐; 04/01→ 12/04; +PR 1KE,1KP,1KT	24.3414-1705.7	220549	TRW Ø 41 - Halter		
	→	☐; 04/01→ 12/04; +PR 1KE,1KP,1KT	24.3414-1706.7	220550	TRW Ø 41 - Halter		
1.9 TDI 4motion 2.3 V5 4motion 2.8 VR6	85 110 150	05/99→06/01 05/99→10/00 03/00→05/00	←	☐; +PR 1LR,1LS,1ZM / 1LQ,1ZP	11.9541-9549.2	220575	ATE Ø 54 - Halter
			←	☐; +PR 1LR,1LS,1ZM / 1LQ,1ZP	11.9541-9550.2	220576	ATE Ø 54 - Halter
			←	☐; 1J-2W315309→; +PR 1LJ	11.9541-9595.2	220501	ATE Ø 54 - Halter
	←	☐; → 1J-2W315308; +PR 1LJ	11.9541-9595.2	220501	ATE Ø 54 - Halter		
	←	☐; +PR 1ZQ	11.9541-9595.2	220501	ATE Ø 54 - Halter		
	←	☐; +PR 1ZQ	11.9541-9596.2	220502	ATE Ø 54 - Halter		
	←	☐; → 1J-2W315308; +PR 1LJ	11.9541-9596.2	220502	ATE Ø 54 - Halter		
	←	☐; 1J-2W315309→; +PR 1LJ	11.9541-9596.2	220502	ATE Ø 54 - Halter		
	←	☐; +PR 1LN,1ZD,1ZE,1ZH	24.3541-8523.5	240551	ATE Ø 54 - Halter		
	←	☐; +PR 1LN,1ZD,1ZE,1ZH	24.3541-8524.5	240552	ATE Ø 54 - Halter		
	→	☐; +PR 1KU,1KY,2EE	24.3384-1745.7	220609	TRW Ø 38 - Halter		

**VW - BORA Kombi (1J6) 05/99→05/05**

**Bremssattel**








1.9 TDI 4motion	85	05/99→06/01	➡	☐; +PR 1KE,1KP,1KT	24.3414-1705.7	220549	TRW Ø 41 - Halter
2.3 V5 4motion	110	05/99→10/00	➡	☐; +PR 1KE,1KP,1KT	24.3414-1706.7	220550	TRW Ø 41 - Halter
2.8 VR6	150	03/00→05/00	➡				
2.0 4motion	88	12/99→05/03	⬅	☐; 04/00→; +PR 1LR,1LS,1ZM / 1LQ,1ZP	11.9541-9549.2	220575	ATE Ø 54 - Halter
			⬅	☐; 04/00→; +PR 1LR,1LS,1ZM / 1LQ,1ZP	11.9541-9550.2	220576	ATE Ø 54 - Halter
			⬅	☐; 1J-2W315309→; +PR 1LJ	11.9541-9595.2	220501	ATE Ø 54 - Halter
			⬅	☐; 04/00→; +PR 1ZQ	11.9541-9595.2	220501	ATE Ø 54 - Halter
			⬅	☐; 04/00→; → 1J-2W315308; +PR 1LJ	11.9541-9595.2	220501	ATE Ø 54 - Halter
			⬅	☐; 1J-2W315309→; +PR 1LJ	11.9541-9596.2	220502	ATE Ø 54 - Halter
			⬅	☐; 04/00→; → 1J-2W315308; +PR 1LJ	11.9541-9596.2	220502	ATE Ø 54 - Halter
			⬅	☐; 04/00→; +PR 1ZQ	11.9541-9596.2	220502	ATE Ø 54 - Halter
			⬅	☐; 04/00→; +PR 1LN,1ZD,1ZE,1ZH	24.3541-8523.5	240551	ATE Ø 54 - Halter
			⬅	☐; 04/00→; +PR 1LN,1ZD,1ZE,1ZH	24.3541-8524.5	240552	ATE Ø 54 - Halter
			➡	☐; 04/00→; +PR 1KU,1KY,2EE	24.3384-1745.7	220609	TRW Ø 38 - Halter
			➡	☐; 04/00→; +PR 1KE,1KP,1KT	24.3414-1705.7	220549	TRW Ø 41 - Halter
			➡	☐; 04/00→; +PR 1KE,1KP,1KT	24.3414-1706.7	220550	TRW Ø 41 - Halter

**Halter, Bremssattel**








1.4 16V	55	09/01→05/05	⬅	→ 12/04; +PR 1ZQ	2	11.0230-0451.1	260130	ATE
1.6	74	05/99→05/05	⬅	→ 1J-2W315308; +PR 1LJ	2	11.0230-0451.1	260130	ATE
1.6	75	08/00→05/05	⬅					
1.6 16V	77	02/00→05/05	⬅	1J-2W315309→; → 12/04; +PR 1LJ	2	11.0230-0451.1	260130	ATE
1.6 FSI	81	01/02→05/05	⬅					
1.8 4motion	92	05/99→05/05	⬅	→ 12/04; +PR 1LN,1ZD,1ZE,1ZH	2	11.8170-0306.1	260102	ATE
1.8 T	132	05/02→05/05						
1.9 TDI	74	09/00→05/05						
1.9 TDI	110	05/01→05/05						
1.9 TDI 4motion	74	09/00→05/05						
1.9 TDI 4motion	110	05/01→05/05						
2.0	85	05/99→05/05						
2.0 4motion	85	04/00→05/05						
2.3 V5	125	10/00→05/05						
2.3 V5 4motion	125	10/00→05/05						
2.8 V6 4motion	150	05/99→05/05						
1.8 T	110	05/00→05/05	⬅	09/00→ 12/04; +PR 1ZQ	2	11.0230-0451.1	260130	ATE
			⬅	09/00→; → 1J-2W315308; +PR 1LJ	2	11.0230-0451.1	260130	ATE
			⬅	1J-2W315309→; → 12/04; +PR 1LJ	2	11.0230-0451.1	260130	ATE
			⬅	09/00→ 12/04; +PR 1LN,1ZD,1ZE,1ZH	2	11.8170-0306.1	260102	ATE
1.9 TDI	66	07/04→05/05	⬅	→ 1J-2W315308; +PR 1LJ	2	11.0230-0451.1	260130	ATE
1.9 TDI	81	05/99→06/01	⬅	1J-2W315309→; +PR 1LJ	2	11.0230-0451.1	260130	ATE
1.9 TDI	85	05/99→06/01	⬅	→ 1J-2W315308; +PR 1LJ	2	11.0230-0451.1	260130	ATE
1.9 TDI 4motion	85	05/99→06/01	⬅					
2.3 V5	110	05/99→10/00	⬅	+PR 1ZQ	2	11.0230-0451.1	260130	ATE
2.3 V5 4motion	110	05/99→10/00	⬅					
2.8 VR6	150	03/00→05/00	⬅	+PR 1LN,1ZD,1ZE,1ZH	2	11.8170-0306.1	260102	ATE
1.9 TDI	96	11/00→05/05	⬅	04/01→ 12/04; +PR 1ZQ	2	11.0230-0451.1	260130	ATE
1.9 TDI 4motion	96	11/00→05/05	⬅	04/01→; → 1J-2W315308; +PR 1LJ	2	11.0230-0451.1	260130	ATE
			⬅	1J-2W315309→; → 12/04; +PR 1LJ	2	11.0230-0451.1	260130	ATE
			⬅	04/01→ 12/04; +PR 1LN,1ZD,1ZE,1ZH	2	11.8170-0306.1	260102	ATE
2.0 4motion	88	12/99→05/03	⬅	04/00→; +PR 1ZQ	2	11.0230-0451.1	260130	ATE
			⬅	1J-2W315309→; +PR 1LJ	2	11.0230-0451.1	260130	ATE
			⬅	04/00→; → 1J-2W315308; +PR 1LJ	2	11.0230-0451.1	260130	ATE
			⬅	04/00→; +PR 1LN,1ZD,1ZE,1ZH	2	11.8170-0306.1	260102	ATE

**Feder, Bremssattel**

1.4 16V	55	09/01→05/05		→ 1J-2W315308; +PR 1LJ	2	11.8116-0143.1	390513	ATE
1.6	74	05/99→05/05						
1.6	75	08/00→05/05		→ 12/04; +PR 1ZQ	2	11.8116-0143.1	390513	ATE
1.6 16V	77	02/00→05/05		→ 12/04; +PR 1LN,1ZD,1ZE,1ZH	2	11.8116-0143.1	390513	ATE
1.6 FSI	81	01/02→05/05						
1.8 4motion	92	05/99→05/05		1J-2W315309→; → 12/04; +PR 1LJ	2	11.8116-0143.1	390513	ATE
1.8 T	132	05/02→05/05						
1.9 TDI	74	09/00→05/05						
1.9 TDI	110	05/01→05/05						
1.9 TDI 4motion	74	09/00→05/05						
1.9 TDI 4motion	110	05/01→05/05						

	kw			 	! #		
<b>VW - BORA Kombi (1J6) 05/99→05/05</b>							
<b>Feder, Bremssattel</b>							
2.0	85	05/99→05/05		→ 1J-2W315308; +PR 1LJ	2	11.8116-0143.1 390513	ATE
2.0 4motion	85	04/00→05/05		→ 12/04; +PR 1ZQ	2	11.8116-0143.1 390513	ATE
2.3 V5	125	10/00→05/05					
2.3 V5 4motion	125	10/00→05/05		→ 12/04; +PR 1LN,1ZD,1ZE,1ZH	2	11.8116-0143.1 390513	ATE
2.8 V6 4motion	150	05/99→05/05		1J-2W315309→; → 12/04; +PR 1LJ	2	11.8116-0143.1 390513	ATE
1.8 T	110	05/00→05/05		1J-2W315309→; → 12/04; +PR 1LJ	2	11.8116-0143.1 390513	ATE
				09/00→; → 1J-2W315308; +PR 1LJ	2	11.8116-0143.1 390513	ATE
				09/00→ 12/04; +PR 1LN,1ZD,1ZE,1ZH	2	11.8116-0143.1 390513	ATE
				09/00→ 12/04; +PR 1ZQ	2	11.8116-0143.1 390513	ATE
1.9 TDI	66	07/04→05/05		→ 1J-2W315308; +PR 1LJ	2	11.8116-0143.1 390513	ATE
1.9 TDI	81	05/99→06/01		→ 1J-2W315308; +PR 1LJ	2	11.8116-0143.1 390513	ATE
1.9 TDI	85	05/99→06/01		+PR 1ZQ	2	11.8116-0143.1 390513	ATE
1.9 TDI 4motion	85	05/99→06/01					
2.3 V5	110	05/99→10/00		+PR 1LN,1ZD,1ZE,1ZH	2	11.8116-0143.1 390513	ATE
2.3 V5 4motion	110	05/99→10/00					
2.8 VR6	150	03/00→05/00		1J-2W315309→; +PR 1LJ	2	11.8116-0143.1 390513	ATE
1.9 TDI	96	11/00→05/05		1J-2W315309→; → 12/04; +PR 1LJ	2	11.8116-0143.1 390513	ATE
1.9 TDI 4motion	96	11/00→05/05		04/01→; → 1J-2W315308; +PR 1LJ	2	11.8116-0143.1 390513	ATE
				04/01→ 12/04; +PR 1ZQ	2	11.8116-0143.1 390513	ATE
				04/01→ 12/04; +PR 1LN,1ZD,1ZE,1ZH	2	11.8116-0143.1 390513	ATE
2.0 4motion	88	12/99→05/03		04/00→; +PR 1LN,1ZD,1ZE,1ZH	2	11.8116-0143.1 390513	ATE
				1J-2W315309→; +PR 1LJ	2	11.8116-0143.1 390513	ATE
				04/00→; → 1J-2W315308; +PR 1LJ	2	11.8116-0143.1 390513	ATE
				04/00→; +PR 1ZQ	2	11.8116-0143.1 390513	ATE
<b>Führungshülzensatz, Bremssattel</b>							
1.4 16V	55	09/01→05/05	←	→ 1J-2W315308; +PR 1LJ		11.0101-5409.2 260035	ATE
1.6	74	05/99→05/05	←				
1.6	75	08/00→05/05	←	→ 12/04; +PR 1ZQ		11.0101-5409.2 260035	ATE
1.6 16V	77	02/00→05/05	←	→ 12/04; +PR 1LR,1LS,1ZM / 1LQ,1ZP		11.0101-5409.2 260035	ATE
1.6 FSI	81	01/02→05/05	←				
1.8 4motion	92	05/99→05/05	←	→ 12/04; +PR 1LN,1ZD,1ZE,1ZH		11.0101-5409.2 260035	ATE
1.8 T	132	05/02→05/05	←				
1.9 TDI	74	09/00→05/05	←	1J-2W315309→; → 12/04; +PR 1LJ		11.0101-5409.2 260035	ATE
1.9 TDI	110	05/01→05/05					
1.9 TDI 4motion	74	09/00→05/05					
1.9 TDI 4motion	110	05/01→05/05					
2.0	85	05/99→05/05					
2.0 4motion	85	04/00→05/05					
2.3 V5	125	10/00→05/05					
2.3 V5 4motion	125	10/00→05/05					
2.8 V6 4motion	150	05/99→05/05					
1.8 T	110	05/00→05/05	←	1J-2W315309→; → 12/04; +PR 1LJ		11.0101-5409.2 260035	ATE
			←	09/00→; → 1J-2W315308; +PR 1LJ		11.0101-5409.2 260035	ATE
			←	09/00→ 12/04; +PR 1LR,1LS,1ZM / 1LQ,1ZP		11.0101-5409.2 260035	ATE
			←	09/00→ 12/04; +PR 1LN,1ZD,1ZE,1ZH		11.0101-5409.2 260035	ATE
			←	09/00→ 12/04; +PR 1ZQ		11.0101-5409.2 260035	ATE
			←				
1.9 TDI	66	07/04→05/05	←	→ 1J-2W315308; +PR 1LJ		11.0101-5409.2 260035	ATE
1.9 TDI	81	05/99→06/01	←	→ 1J-2W315308; +PR 1LJ		11.0101-5409.2 260035	ATE
1.9 TDI	85	05/99→06/01	←				
1.9 TDI 4motion	85	05/99→06/01	←	1J-2W315309→; +PR 1LJ		11.0101-5409.2 260035	ATE
2.3 V5	110	05/99→10/00	←	+PR 1LR,1LS,1ZM / 1LQ,1ZP		11.0101-5409.2 260035	ATE
2.3 V5 4motion	110	05/99→10/00	←				
2.8 VR6	150	03/00→05/00	←	+PR 1ZQ		11.0101-5409.2 260035	ATE
			←	+PR 1LN,1ZD,1ZE,1ZH		11.0101-5409.2 260035	ATE
1.9 TDI	96	11/00→05/05	←	04/01→; → 1J-2W315308; +PR 1LJ		11.0101-5409.2 260035	ATE
			←	04/01→ 12/04; +PR 1ZQ		11.0101-5409.2 260035	ATE
			←	1J-2W315309→; → 12/04; +PR 1LJ		11.0101-5409.2 260035	ATE
			←	04/01→ 12/04; +PR 1LN,1ZD,1ZE,1ZH		11.0101-5409.2 260035	ATE
			←	04/01→ 12/04; +PR 1LR,1LS,1ZM / 1LQ,1ZP		11.0101-5409.2 260035	ATE
1.9 TDI 4motion	96	11/00→05/05	←	04/01→ 12/04; +PR 1ZQ		11.0101-5409.2 260035	ATE
			←	1J-2W315309→; → 12/04; +PR 1LJ		11.0101-5409.2 260035	ATE
			←	04/01→ 12/04; +PR 1LN,1ZD,1ZE,1ZH		11.0101-5409.2 260035	ATE
			←	04/01→ 12/04; +PR 1LR,1LS,1ZM / 1LQ,1ZP		11.0101-5409.2 260035	ATE
			←				
2.0 4motion	88	12/99→05/03	←	04/00→; +PR 1LR,1LS,1ZM / 1LQ,1ZP		11.0101-5409.2 260035	ATE
			←	04/00→; +PR 1LN,1ZD,1ZE,1ZH		11.0101-5409.2 260035	ATE
			←	1J-2W315309→; +PR 1LJ		11.0101-5409.2 260035	ATE
			←	04/00→; → 1J-2W315308; +PR 1LJ		11.0101-5409.2 260035	ATE
			←	04/00→; +PR 1ZQ		11.0101-5409.2 260035	ATE
↓							



	kw			 	! #		
<b>VW - BORA Kombi (1J6) 05/99→05/05</b>							
<b>Führungsbolzen, Bremsattel</b>							
1.4 16V	55	09/01→05/05		→ 12/04; +PR 1LN,1ZD,1ZE,1ZH		11.8171-0008.1 990049	ATE
1.6	74	05/99→05/05		→ 1J-2W315308; +PR 1LJ		11.8171-0008.1 990049	ATE
1.6	75	08/00→05/05					
1.6 16V	77	02/00→05/05		→ 12/04; +PR 1ZQ		11.8171-0008.1 990049	ATE
1.6 FSI	81	01/02→05/05		1J-2W315309→; → 12/04; +PR 1LJ		11.8171-0008.1 990049	ATE
1.8 4motion	92	05/99→05/05					
1.8 T	132	05/02→05/05		→ 12/04; +PR 1LR,1LS,1ZM / 1LQ,1ZP		11.8171-0008.1 990049	ATE
1.9 TDI	74	09/00→05/05					
1.9 TDI	110	05/01→05/05					
1.9 TDI 4motion	74	09/00→05/05					
1.9 TDI 4motion	110	05/01→05/05					
2.0	85	05/99→05/05					
2.0 4motion	85	04/00→05/05					
2.3 V5	125	10/00→05/05					
2.3 V5 4motion	125	10/00→05/05					
2.8 V6 4motion	150	05/99→05/05					
1.8 T	110	05/00→05/05		09/00→ 12/04; +PR 1ZQ		11.8171-0008.1 990049	ATE
				09/00→ 12/04; +PR 1LN,1ZD,1ZE,1ZH		11.8171-0008.1 990049	ATE
				09/00→; → 1J-2W315308; +PR 1LJ		11.8171-0008.1 990049	ATE
				09/00→ 12/04; +PR 1LR,1LS,1ZM / 1LQ,1ZP		11.8171-0008.1 990049	ATE
				1J-2W315309→; → 12/04; +PR 1LJ		11.8171-0008.1 990049	ATE
1.9 TDI	66	07/04→05/05		→ 1J-2W315308; +PR 1LJ		11.8171-0008.1 990049	ATE
1.9 TDI	81	05/99→06/01		1J-2W315309→; +PR 1LJ		11.8171-0008.1 990049	ATE
1.9 TDI	85	05/99→06/01		→ 1J-2W315308; +PR 1LJ		11.8171-0008.1 990049	ATE
1.9 TDI 4motion	85	05/99→06/01					
2.3 V5	110	05/99→10/00		+PR 1LR,1LS,1ZM / 1LQ,1ZP		11.8171-0008.1 990049	ATE
2.3 V5 4motion	110	05/99→10/00		+PR 1LN,1ZD,1ZE,1ZH		11.8171-0008.1 990049	ATE
2.8 VR6	150	03/00→05/00		+PR 1ZQ		11.8171-0008.1 990049	ATE
1.9 TDI	96	11/00→05/05		04/01→; → 1J-2W315308; +PR 1LJ		11.8171-0008.1 990049	ATE
1.9 TDI 4motion	96	11/00→05/05		04/01→ 12/04; +PR 1LN,1ZD,1ZE,1ZH		11.8171-0008.1 990049	ATE
				04/01→ 12/04; +PR 1LR,1LS,1ZM / 1LQ,1ZP		11.8171-0008.1 990049	ATE
				1J-2W315309→; → 12/04; +PR 1LJ		11.8171-0008.1 990049	ATE
				04/01→ 12/04; +PR 1ZQ		11.8171-0008.1 990049	ATE
2.0 4motion	88	12/99→05/03		04/00→; +PR 1LN,1ZD,1ZE,1ZH		11.8171-0008.1 990049	ATE
				1J-2W315309→; +PR 1LJ		11.8171-0008.1 990049	ATE
				04/00→; +PR 1ZQ		11.8171-0008.1 990049	ATE
				04/00→; → 1J-2W315308; +PR 1LJ		11.8171-0008.1 990049	ATE
				04/00→; +PR 1LR,1LS,1ZM / 1LQ,1ZP		11.8171-0008.1 990049	ATE
<b>Dichtungssatz, Bremsattel</b>							
1.4 16V	55	09/01→05/05		→ 12/04; +PR 1LN,1ZD,1ZE,1ZH		11.0441-5409.2 250031	ATE
1.6	74	05/99→05/05		→ 1J-2W315308; +PR 1LJ		11.0441-5409.2 250031	ATE
1.6	75	08/00→05/05					
1.6 16V	77	02/00→05/05		→ 12/04; +PR 1ZQ		11.0441-5409.2 250031	ATE
1.6 FSI	81	01/02→05/05		1J-2W315309→; → 12/04; +PR 1LJ		11.0441-5409.2 250031	ATE
1.8 4motion	92	05/99→05/05					
1.8 T	132	05/02→05/05		→ 12/04; +PR 1LR,1LS,1ZM / 1LQ,1ZP		11.0441-5409.2 250031	ATE
1.9 TDI	74	09/00→05/05					
1.9 TDI	110	05/01→05/05					
1.9 TDI 4motion	74	09/00→05/05					
1.9 TDI 4motion	110	05/01→05/05					
2.0	85	05/99→05/05					
2.0 4motion	85	04/00→05/05					
2.3 V5	125	10/00→05/05					
2.3 V5 4motion	125	10/00→05/05					
2.8 V6 4motion	150	05/99→05/05					
1.8 T	110	05/00→05/05		09/00→ 12/04; +PR 1ZQ		11.0441-5409.2 250031	ATE
				09/00→ 12/04; +PR 1LN,1ZD,1ZE,1ZH		11.0441-5409.2 250031	ATE
				09/00→; → 1J-2W315308; +PR 1LJ		11.0441-5409.2 250031	ATE
				09/00→ 12/04; +PR 1LR,1LS,1ZM / 1LQ,1ZP		11.0441-5409.2 250031	ATE
				1J-2W315309→; → 12/04; +PR 1LJ		11.0441-5409.2 250031	ATE
1.9 TDI	66	07/04→05/05		→ 1J-2W315308; +PR 1LJ		11.0441-5409.2 250031	ATE
1.9 TDI	81	05/99→06/01		→ 1J-2W315308; +PR 1LJ		11.0441-5409.2 250031	ATE
1.9 TDI	85	05/99→06/01		1J-2W315309→; +PR 1LJ		11.0441-5409.2 250031	ATE
1.9 TDI 4motion	85	05/99→06/01					
2.3 V5	110	05/99→10/00		+PR 1ZQ		11.0441-5409.2 250031	ATE
2.3 V5 4motion	110	05/99→10/00		+PR 1LN,1ZD,1ZE,1ZH		11.0441-5409.2 250031	ATE
2.8 VR6	150	03/00→05/00		+PR 1LR,1LS,1ZM / 1LQ,1ZP		11.0441-5409.2 250031	ATE
1.9 TDI	96	11/00→05/05		04/01→; → 1J-2W315308; +PR 1LJ		11.0441-5409.2 250031	ATE
1.9 TDI 4motion	96	11/00→05/05					
↓							

**VW - BORA Kombi (1J6) 05/99→05/05**

**Dichtungssatz, Bremssattel**

1.9 TDI 1.9 TDI 4motion	96	11/00→05/05		04/01→ 12/04; +PR 1LN,1ZD,1ZE,1ZH	11.0441-5409.2	250031	ATE
	96	11/00→05/05		04/01→ 12/04; +PR 1LR,1LS,1ZM / 1LQ,1ZP	11.0441-5409.2	250031	ATE
				1J-2W315309→; → 12/04; +PR 1LJ	11.0441-5409.2	250031	ATE
				04/01→ 12/04; +PR 1ZQ	11.0441-5409.2	250031	ATE
2.0 4motion	88	12/99→05/03		04/00→; +PR 1LN,1ZD,1ZE,1ZH	11.0441-5409.2	250031	ATE
				1J-2W315309→; +PR 1LJ	11.0441-5409.2	250031	ATE
				04/00→; +PR 1ZQ	11.0441-5409.2	250031	ATE
				04/00→; → 1J-2W315308; +PR 1LJ	11.0441-5409.2	250031	ATE
			04/00→; +PR 1LR,1LS,1ZM / 1LQ,1ZP	11.0441-5409.2	250031	ATE	








**Bremsschlauch**










1.4 16V	55	09/01→05/05	←	→ 12/04	2	24.5143-0439.3	331411	L= 439
1.6	74	05/99→05/05	→	□ / am Bremssattel; → 12/04		24.1253-0010.3	331066	L= 233 mit Rohrleitung
1.6	75	08/00→05/05	→	□ / am Bremssattel; → 12/04		24.1253-0020.3	331067	L= 233 mit Rohrleitung
1.6 16V	77	02/00→05/05	→	→ 12/04	2	83.7858-0140.3	330837	L= 140
1.6 FSI	81	01/02→05/05	→					
1.8 T	132	05/02→05/05	→					
1.9 TDI	74	09/00→05/05	←		2	24.5143-0439.3	331411	L= 439
1.9 TDI	110	05/01→05/05	←		2	24.5143-0439.3	331411	L= 439
2.0	85	05/99→05/05	←		2	24.5143-0439.3	331411	L= 439
2.3 V5	125	10/00→05/05	←		2	24.5143-0439.3	331411	L= 439
1.8 4motion	92	05/99→05/05	←	→ 08/00	2	24.5143-0439.3	331411	L= 439
2.0 4motion	85	04/00→05/05	←	09/00→ 12/04	2	24.5143-0569.3	331398	L= 569
2.8 V6 4motion	150	05/99→05/05	←	→ 12/04	2	83.7858-0140.3	330837	L= 140
1.8 T	110	05/00→05/05	←	09/00→ 12/04	2	24.5143-0439.3	331411	L= 439
			→	□ / am Bremssattel; 09/00→ 12/04		24.1253-0010.3	331066	L= 233 mit Rohrleitung
			→	□ / am Bremssattel; 09/00→ 12/04		24.1253-0020.3	331067	L= 233 mit Rohrleitung
			→	09/00→ 12/04	2	83.7858-0140.3	330837	L= 140
1.9 TDI	81	05/99→06/01	←		2	24.5143-0439.3	331411	L= 439
1.9 TDI	85	05/99→06/01	→	□ / am Bremssattel		24.1253-0010.3	331066	L= 233 mit Rohrleitung
2.3 V5	110	05/99→10/00	→	□ / am Bremssattel		24.1253-0020.3	331067	L= 233 mit Rohrleitung
			→		2	83.7858-0140.3	330837	L= 140
1.9 TDI	96	11/00→05/05	←	04/01→ 12/04	2	24.5143-0439.3	331411	L= 439
			→	□ / am Bremssattel; 04/01→ 12/04		24.1253-0010.3	331066	L= 233 mit Rohrleitung
			→	□ / am Bremssattel; 04/01→ 12/04		24.1253-0020.3	331067	L= 233 mit Rohrleitung
			→	04/01→ 12/04	2	83.7858-0140.3	330837	L= 140
1.9 TDI 4motion	74	09/00→05/05	←	→ 12/04	2	24.5143-0569.3	331398	L= 569
1.9 TDI 4motion	110	05/01→05/05	←		2	24.5143-0439.3	331411	L= 439
2.3 V5 4motion	125	10/00→05/05	→	→ 12/04	2	83.7858-0140.3	330837	L= 140
1.9 TDI 4motion	85	05/99→06/01	←	→ 08/00	2	24.5143-0439.3	331411	L= 439
			←	09/00→	2	24.5143-0569.3	331398	L= 569
			→		2	83.7858-0140.3	330837	L= 140
1.9 TDI 4motion	96	11/00→05/05	←	04/01→ 12/04	2	24.5143-0569.3	331398	L= 569
			→	04/01→ 12/04	2	83.7858-0140.3	330837	L= 140
2.0 4motion	88	12/99→05/03	←	04/00→ 08/00	2	24.5143-0439.3	331411	L= 439
			←	09/00→	2	24.5143-0569.3	331398	L= 569
			→	04/00→	2	83.7858-0140.3	330837	L= 140
2.8 VR6	150	03/00→05/00	←		2	24.5143-0439.3	331411	L= 439
			→		2	83.7858-0140.3	330837	L= 140









**VW - CADDY II Kasten (9K9A) 11/95→01/04**

**Bremssattel**

1.4	55	08/00→01/04	←	□		24.3541-1609.5	240039	TRW Ø 54 - Halter
1.7 SDI	42	07/96→09/00	←	□		24.3541-1610.5	240040	TRW Ø 54 - Halter
1.9 D	47	11/95→01/04	←					
1.9 SDI	47	11/95→01/04	←					
1.9 TDI	66	09/96→01/04	←					
60 1.4	44	11/95→01/04	←					
75 1.6	55	11/95→05/97	←					
75 1.6	55	11/95→09/00	←					

	kW			 	! #		
<b>VW - CADDY II Kasten (9K9A) 11/95→01/04</b>							
<b>Führungshülzensatz, Bremssattel</b>							
1.4	55	08/00→01/04	←			11.0101-5403.2 260010	TRW
1.7 SDI	42	07/96→09/00					
1.9 D	47	11/95→01/04					
1.9 SDI	47	11/95→01/04					
1.9 TDI	66	09/96→01/04					
60 1.4	44	11/95→01/04					
75 1.6	55	11/95→05/97					
75 1.6	55	11/95→09/00					
<b>Zubehörsatz, Bremssattel</b>							
1.4	55	08/00→01/04	←			24.0101-4301.2 260047	TRW
1.7 SDI	42	07/96→09/00					
1.9 D	47	11/95→01/04					
1.9 SDI	47	11/95→01/04					
1.9 TDI	66	09/96→01/04					
60 1.4	44	11/95→01/04					
75 1.6	55	11/95→05/97					
75 1.6	55	11/95→09/00					
<b>Bremsschlauch</b>							
1.4	55	08/00→01/04	←		2	24.5105-0442.3 331432	L= 442
1.7 SDI	42	07/96→09/00					
1.9 D	47	11/95→01/04	→		2	83.6236-0402.3 330464	L= 400
1.9 SDI	47	11/95→01/04					
1.9 TDI	66	09/96→01/04					
60 1.4	44	11/95→01/04					
75 1.6	55	11/95→05/97					
75 1.6	55	11/95→09/00					
<b>VW - CADDY II Kombi (9K9B) 11/95→01/04</b>							
<b>Bremssattel</b>							
1.4	44	11/95→01/04	←	☐		24.3541-1609.5 240039	TRW Ø 54 - Halter
1.4 16V	55	08/00→01/04					
1.6	55	11/95→05/97	←	☐		24.3541-1610.5 240040	TRW Ø 54 - Halter
1.6	55	06/97→09/00					
1.7 SDI	42	07/96→09/00					
1.9 D	47	11/95→01/04					
1.9 SDI	47	11/95→01/04					
1.9 TDI	66	10/96→01/04					
<b>Führungshülzensatz, Bremssattel</b>							
1.4	44	11/95→01/04	←			11.0101-5403.2 260010	TRW
1.4 16V	55	08/00→01/04					
1.6	55	11/95→05/97					
1.6	55	06/97→09/00					
1.7 SDI	42	07/96→09/00					
1.9 D	47	11/95→01/04					
1.9 SDI	47	11/95→01/04					
1.9 TDI	66	10/96→01/04					
<b>Zubehörsatz, Bremssattel</b>							
1.4	44	11/95→01/04	←			24.0101-4301.2 260047	TRW
1.4 16V	55	08/00→01/04					
1.6	55	11/95→05/97					
1.6	55	06/97→09/00					
1.7 SDI	42	07/96→09/00					
1.9 D	47	11/95→01/04					
1.9 SDI	47	11/95→01/04					
1.9 TDI	66	10/96→01/04					
<b>Bremsschlauch</b>							
1.4	44	11/95→01/04	←		2	24.5105-0442.3 331432	L= 442
1.4 16V	55	08/00→01/04					
1.6	55	11/95→05/97	→		2	83.6236-0402.3 330464	L= 400
1.6	55	06/97→09/00					
1.7 SDI	42	07/96→09/00					
1.9 D	47	11/95→01/04					
1.9 SDI	47	11/95→01/04					
1.9 TDI	66	10/96→01/04					
<b>VW - CADDY II Pick-up (9U7) 06/96→12/00</b>							
<b>Bremssattel</b>							
1.6	55	06/96→12/00	←	☐; 10/97→		24.3541-1737.5 240197	TRW Ø 54 - Halter
1.9 D	47	06/96→12/00	←	☐; 10/97→		24.3541-1738.5 240198	TRW Ø 54 - Halter
<b>Bremsschlauch</b>							
1.6	55	06/96→12/00	←	10/97→	2	24.5166-0325.3 331293	L= 325
↓							

	kw			 	! #		
<b>VW - CADDY II Pick-up (9U7) 06/96→12/00</b>							
 <b>Bremsschlauch</b>							
1.9 D	47	06/96→12/00	➡	10/97→	2	83.6236-0175.3 330710	L= 175
<b>VW - CADDY III Kasten (2KA, 2KH, 2CA, 2CH) 03/04→05/15</b>							
 <b>Bremssattel</b>							
1.2 TSI	63	09/10→05/15	←	☐; +PR 1ZF,1ZM		11.9541-9549.2 220575	ATE Ø 54 - Halter
1.2 TSI	77	09/10→05/15	←	☐; +PR 1ZF,1ZM		11.9541-9550.2 220576	ATE Ø 54 - Halter
1.6 TDI	55	08/10→05/15	←	☐; +PR 1ZF,1ZM		11.9541-9553.2 220563	ATE Ø 54 - Halter
1.6 TDI	75	08/10→05/15	←	☐; +PR 1LJ,1ZA		11.9541-9553.2 220563	ATE Ø 54 - Halter
1.9 TDI 4motion	77	11/08→08/10	←	☐; +PR 1ZE		11.9541-9553.2 220563	ATE Ø 54 - Halter
2.0 TDI 4motion	62	12/10→05/15	←	☐; +PR 1LJ,1ZA		11.9541-9554.2 220564	ATE Ø 54 - Halter
			←	☐; +PR 1ZE		11.9541-9554.2 220564	ATE Ø 54 - Halter
			➡	☐; +PR 1ZF,2E2		24.3387-1719.5 240874	TRW Ø 38 - Halter
			➡	☐; +PR 1ZE,1LJ; → 2K-B-200000		24.3387-1719.5 240874	TRW Ø 38 - Halter
			➡	☐; +PR 1ZE,1LJ; → 2K-B-200000		24.3387-1720.7 220774	TRW Ø 38 - Halter
			➡	☐; +PR 1ZF,2E2		24.3387-1720.7 220774	TRW Ø 38 - Halter
1.4	55	03/04→05/06	←	☐; +PR 1ZF,1ZM		11.9541-9549.2 220575	ATE Ø 54 - Halter
			←	☐; +PR 1ZF,1ZM		11.9541-9550.2 220576	ATE Ø 54 - Halter
			←	☐; +PR 1LJ,1ZA		11.9541-9553.2 220563	ATE Ø 54 - Halter
			←	☐; +PR 1ZE		11.9541-9553.2 220563	ATE Ø 54 - Halter
			←	☐; +PR 1LJ,1ZA		11.9541-9554.2 220564	ATE Ø 54 - Halter
			←	☐; +PR 1ZE		11.9541-9554.2 220564	ATE Ø 54 - Halter
			➡	☐		24.3417-1701.7 220679	TRW Ø 41 - Halter
			➡	☐		24.3417-1702.7 220680	TRW Ø 41 - Halter
1.4	59	05/06→08/10	←	☐; +PR 1ZF,1ZM		11.9541-9549.2 220575	ATE Ø 54 - Halter
1.6	75	04/04→05/15	←	☐; +PR 1ZF,1ZM		11.9541-9550.2 220576	ATE Ø 54 - Halter
1.9 TDI	55	09/05→08/10	←	☐; +PR 1ZF,1ZM		11.9541-9553.2 220563	ATE Ø 54 - Halter
1.9 TDI	77	04/04→08/10	←	☐; +PR 1ZE		11.9541-9553.2 220563	ATE Ø 54 - Halter
2.0 EcoFuel	80	04/06→05/15	←	☐; +PR 1LJ,1ZA		11.9541-9553.2 220563	ATE Ø 54 - Halter
2.0 SDI	51	03/04→08/10	←	☐; +PR 1ZE		11.9541-9554.2 220564	ATE Ø 54 - Halter
2.0 TDI	103	09/07→08/10	←	☐; +PR 1LJ,1ZA		11.9541-9554.2 220564	ATE Ø 54 - Halter
			➡	☐; 12/07→; +PR 1ZF,2E2		24.3387-1719.5 240874	TRW Ø 38 - Halter
			➡	☐; 12/07→; +PR 1ZE,1LJ; → 2K-B-200000		24.3387-1719.5 240874	TRW Ø 38 - Halter
			➡	☐; 12/07→; +PR 1ZE,1LJ; → 2K-B-200000		24.3387-1720.7 220774	TRW Ø 38 - Halter
			➡	☐; 12/07→; +PR 1ZF,2E2		24.3387-1720.7 220774	TRW Ø 38 - Halter
			➡	☐; → 11/07		24.3417-1701.7 220679	TRW Ø 41 - Halter
			➡	☐; → 11/07		24.3417-1702.7 220680	TRW Ø 41 - Halter
1.6 BiFuel	75	05/11→05/15	←	☐; +PR 1ZF,1ZM		11.9541-9549.2 220575	ATE Ø 54 - Halter
2.0 TDI	62	11/10→05/15	←	☐; +PR 1ZF,1ZM		11.9541-9550.2 220576	ATE Ø 54 - Halter
2.0 TDI 16V	103	11/10→05/15	←	☐; +PR 1LJ,1ZA		11.9541-9553.2 220563	ATE Ø 54 - Halter
2.0 TDI 16V 4motion	103	11/10→05/15	←	☐; +PR 1ZE		11.9541-9553.2 220563	ATE Ø 54 - Halter
			←	☐; +PR 1ZE		11.9541-9554.2 220564	ATE Ø 54 - Halter
			←	☐; +PR 1LJ,1ZA		11.9541-9554.2 220564	ATE Ø 54 - Halter
			➡	☐; +PR 1ZF,2E2		24.3387-1719.5 240874	TRW Ø 38 - Halter
			➡	☐; +PR 1ZE,1LJ; → 2K-B-200000		24.3387-1719.5 240874	TRW Ø 38 - Halter
			➡	☐; +PR 1ZE,1LJ; → 2K-B-200000		24.3387-1720.7 220774	TRW Ø 38 - Halter
			➡	☐; +PR 1ZF,2E2		24.3387-1720.7 220774	TRW Ø 38 - Halter
2.0 TDI	81	08/10→05/15	←	☐; 10/10→; +PR 1ZF,1ZM		11.9541-9549.2 220575	ATE Ø 54 - Halter
2.0 TDI 4motion	81	08/10→05/15	←	☐; 10/10→; +PR 1ZF,1ZM		11.9541-9550.2 220576	ATE Ø 54 - Halter
			←	☐; 10/10→; +PR 1ZE		11.9541-9553.2 220563	ATE Ø 54 - Halter
			←	☐; 10/10→; +PR 1LJ,1ZA		11.9541-9553.2 220563	ATE Ø 54 - Halter
			←	☐; 10/10→; +PR 1ZE		11.9541-9554.2 220564	ATE Ø 54 - Halter
			←	☐; 10/10→; +PR 1LJ,1ZA		11.9541-9554.2 220564	ATE Ø 54 - Halter
			➡	☐; 10/10→; +PR 1ZF,2E2		24.3387-1719.5 240874	TRW Ø 38 - Halter
↓							

	kW			 	! #		
<b>VW - CADDY III Kasten (2KA, 2KH, 2CA, 2CH) 03/04→05/15</b>							
<b> Bremssattel</b>							
2.0 TDI	81	08/10→05/15	➡	☐; 10/10→; → 2K-B-200000; +PR 1ZE,1LJ		24.3387-1719.5 240874	TRW Ø 38 - Halter
2.0 TDI 4motion	81	08/10→05/15	➡	☐; 10/10→; → 2K-B-200000; +PR 1ZE,1LJ		24.3387-1720.7 220774	TRW Ø 38 - Halter
			➡	☐; 10/10→; +PR 1ZF,2E2		24.3387-1720.7 220774	TRW Ø 38 - Halter
2.0 TDI	125	05/12→05/15	⬅	☐; +PR 1ZF,1ZM		11.9541-9549.2 220575	ATE Ø 54 - Halter
			⬅	☐; +PR 1ZF,1ZM		11.9541-9550.2 220576	ATE Ø 54 - Halter
			⬅	☐; +PR 1LJ,1ZA		11.9541-9553.2 220563	ATE Ø 54 - Halter
			⬅	☐; +PR 1ZE		11.9541-9553.2 220563	ATE Ø 54 - Halter
			⬅	☐; +PR 1LJ,1ZA		11.9541-9554.2 220564	ATE Ø 54 - Halter
			⬅	☐; +PR 1ZE		11.9541-9554.2 220564	ATE Ø 54 - Halter
			➡	☐; +PR 1ZF,2E2		24.3387-1719.5 240874	TRW Ø 38 - Halter
			➡	☐; +PR 1ZF,2E2		24.3387-1720.7 220774	TRW Ø 38 - Halter
<b>Feder, Bremssattel</b>							
1.2 TSI	63	09/10→05/15	⬅	+PR 1ZE	2	11.8116-0351.1 390538	ATE
1.2 TSI	77	09/10→05/15	⬅	+PR 1LJ,1ZA	2	11.8116-0351.1 390538	ATE
1.4	55	03/04→05/06	⬅	+PR 1LJ,1ZA			
1.4	59	05/06→08/10					
1.6	75	04/04→05/15					
1.6 BiFuel	75	05/11→05/15					
1.6 TDI	55	08/10→05/15					
1.6 TDI	75	08/10→05/15					
1.9 TDI	55	09/05→08/10					
1.9 TDI	77	04/04→08/10					
1.9 TDI 4motion	77	11/08→08/10					
2.0 EcoFuel	80	04/06→05/15					
2.0 SDI	51	03/04→08/10					
2.0 TDI	62	11/10→05/15					
2.0 TDI	103	09/07→08/10					
2.0 TDI	125	05/12→05/15					
2.0 TDI 16V	103	11/10→05/15					
2.0 TDI 16V 4motion	103	11/10→05/15					
2.0 TDI 4motion	62	12/10→05/15					
2.0 TDI	81	08/10→05/15	⬅	10/10→; +PR 1ZE	2	11.8116-0351.1 390538	ATE
2.0 TDI 4motion	81	08/10→05/15	⬅	10/10→; +PR 1LJ,1ZA	2	11.8116-0351.1 390538	ATE
<b>Führungshülzensatz, Bremssattel</b>							
1.2 TSI	63	09/10→05/15	⬅	+PR 1LJ,1ZA		11.0101-5409.2 260035	ATE
1.2 TSI	77	09/10→05/15	⬅	+PR 1ZE		11.0101-5409.2 260035	ATE
1.6 TDI	55	08/10→05/15	⬅	+PR 1ZE			
1.6 TDI	75	08/10→05/15	⬅	+PR 1ZF,1ZM		11.0101-5409.2 260035	ATE
1.9 TDI 4motion	77	11/08→08/10					
2.0 TDI	125	05/12→05/15					
2.0 TDI 4motion	62	12/10→05/15					
1.4	55	03/04→05/06	⬅	+PR 1LJ,1ZA		11.0101-5409.2 260035	ATE
1.4	59	05/06→08/10					
1.6	75	04/04→05/15	⬅	+PR 1ZF;1ZM		11.0101-5409.2 260035	ATE
1.6 BiFuel	75	05/11→05/15	⬅	+PR 1ZE		11.0101-5409.2 260035	ATE
1.9 TDI	55	09/05→08/10					
1.9 TDI	77	04/04→08/10					
2.0 EcoFuel	80	04/06→05/15					
2.0 SDI	51	03/04→08/10					
2.0 TDI	62	11/10→05/15					
2.0 TDI	103	09/07→08/10					
2.0 TDI 16V	103	11/10→05/15					
2.0 TDI 16V 4motion	103	11/10→05/15					
2.0 TDI	81	08/10→05/15	⬅	10/10→; +PR 1ZE		11.0101-5409.2 260035	ATE
2.0 TDI 4motion	81	08/10→05/15	⬅	10/10→; +PR 1LJ,1ZA		11.0101-5409.2 260035	ATE
			⬅	10/10→; +PR 1ZF,1ZM		11.0101-5409.2 260035	ATE
<b>Führungsbolzen, Bremssattel</b>							
1.2 TSI	63	09/10→05/15		+PR 1LJ,1ZA		11.8171-0008.1 990049	ATE
1.2 TSI	77	09/10→05/15		+PR 1ZE		11.8171-0008.1 990049	ATE
1.6 TDI	55	08/10→05/15		+PR 1ZF,1ZM		11.8171-0069.1 250152	ATE
1.6 TDI	75	08/10→05/15					
1.9 TDI 4motion	77	11/08→08/10					
2.0 TDI	125	05/12→05/15					
2.0 TDI 4motion	62	12/10→05/15					
1.4	55	03/04→05/06		+PR 1LJ,1ZA		11.8171-0008.1 990049	ATE
1.4	59	05/06→08/10		+PR 1ZE		11.8171-0008.1 990049	ATE
1.6	75	04/04→05/15					
1.6 BiFuel	75	05/11→05/15		+PR 1ZF;1ZM		11.8171-0069.1 250152	ATE
↓							

**VW - CADDY III Kasten (2KA, 2KH, 2CA, 2CH) 03/04→05/15**

**Führungsbolzen, Bremsattel**

1.9 TDI	55	09/05→08/10		+PR 1LJ,1ZA		11.8171-0008.1	990049	ATE
1.9 TDI	77	04/04→08/10		+PR 1ZE		11.8171-0008.1	990049	ATE
2.0 EcoFuel	80	04/06→05/15						
2.0 SDI	51	03/04→08/10		+PR 1ZF;1ZM		11.8171-0069.1	250152	ATE
2.0 TDI	62	11/10→05/15						
2.0 TDI	103	09/07→08/10						
2.0 TDI 16V	103	11/10→05/15						
2.0 TDI 16V 4motion	103	11/10→05/15						
2.0 TDI	81	08/10→05/15		10/10→; +PR 1LJ,1ZA		11.8171-0008.1	990049	ATE
2.0 TDI 4motion	81	08/10→05/15		10/10→; +PR 1ZE		11.8171-0008.1	990049	ATE
				10/10→; +PR 1ZF,1ZM		11.8171-0069.1	250152	ATE








**Bremsschlauch**








1.2 TSI	63	09/10→05/15	←		2	24.5143-0564.3	331433	L= 564
1.2 TSI	77	09/10→05/15	→	+PR 0E2; für Fahrzeuge mit verstärktem Fahrwerk	2	24.5289-0425.3	331388	L= 425
1.6 BiFuel	75	05/11→05/15	→	+PR 0E2; für Fahrzeuge ohne verstärktes Fahrwerk	2	24.5289-0432.3	331377	L= 432
1.6 TDI	55	08/10→05/15	→	+PR 0E1; für Fahrzeuge ohne verstärktes Fahrwerk	2	24.5289-0490.3	331389	L= 490
1.6 TDI	75	08/10→05/15	→	+PR 0E1; für Fahrzeuge mit verstärktem Fahrwerk; nicht für kalte Klimazonen	2	24.5289-0495.3	331457	L= 495
2.0 TDI	62	11/10→05/15	→					
2.0 TDI	125	05/12→05/15	→					
2.0 TDI 16V	103	11/10→05/15	→					
2.0 TDI 16V 4motion	103	11/10→05/15	→					
1.4	55	03/04→05/06	←		2	24.5143-0564.3	331433	L= 564
			→	+PR 0E2	2	24.5289-0432.3	331377	L= 432
			→	+PR 0E1; für Fahrzeuge ohne verstärktes Fahrwerk	2	24.5289-0490.3	331389	L= 490
			→	+PR 0E1; für Fahrzeuge mit verstärktem Fahrwerk; nicht für kalte Klimazonen	2	24.5289-0495.3	331457	L= 495
1.4	59	05/06→08/10	←		2	24.5143-0564.3	331433	L= 564
1.6	75	04/04→05/15	→	11/09→; +PR 0E2; für Fahrzeuge mit verstärktem Fahrwerk	2	24.5289-0425.3	331388	L= 425
1.9 TDI	55	09/05→08/10	→	+PR 0E2; → 10/09	2	24.5289-0432.3	331377	L= 432
1.9 TDI	77	04/04→08/10	→	11/09→; +PR 0E2; für Fahrzeuge ohne verstärktes Fahrwerk	2	24.5289-0432.3	331377	L= 432
2.0 EcoFuel	80	04/06→05/15	→	+PR 0E1; für Fahrzeuge ohne verstärktes Fahrwerk	2	24.5289-0490.3	331389	L= 490
2.0 SDI	51	03/04→08/10	→	+PR 0E1; für Fahrzeuge mit verstärktem Fahrwerk; nicht für kalte Klimazonen	2	24.5289-0495.3	331457	L= 495
2.0 TDI	103	09/07→08/10	→					
1.9 TDI 4motion	77	11/08→08/10	←		2	24.5143-0564.3	331433	L= 564
2.0 TDI 4motion	62	12/10→05/15	←	10/10→	2	24.5143-0564.3	331433	L= 564
2.0 TDI	81	08/10→05/15	←	10/10→; +PR 0E1; für Fahrzeuge ohne verstärktes Fahrwerk	2	24.5289-0490.3	331389	L= 490
			→	10/10→; +PR 0E1; für Fahrzeuge mit verstärktem Fahrwerk; nicht für kalte Klimazonen	2	24.5289-0495.3	331457	L= 495
2.0 TDI 4motion	81	08/10→05/15	←	10/10→	2	24.5143-0564.3	331433	L= 564

**VW - CADDY III Kombi (2KB, 2KJ, 2CB, 2CJ) 03/04→05/15**








**Bremssattel**








1.2 TSI	63	09/10→05/15	←	☐; +PR 1ZF,1ZM		11.9541-9549.2	220575	ATE Ø 54 - Halter
1.2 TSI	77	09/10→05/15	←	☐; +PR 1ZF,1ZM		11.9541-9550.2	220576	ATE Ø 54 - Halter
1.6 TDI	55	08/10→05/15	←	☐; +PR 1LJ,1ZA		11.9541-9553.2	220563	ATE Ø 54 - Halter
1.6 TDI	75	08/10→05/15	←	☐; +PR 1ZE		11.9541-9553.2	220563	ATE Ø 54 - Halter
1.9 TDI 4motion	77	05/08→08/10	←	☐; +PR 1LJ,1ZA		11.9541-9554.2	220564	ATE Ø 54 - Halter
2.0 TDI 16V 4motion	103	11/10→05/15	←	☐; +PR 1ZE		11.9541-9554.2	220564	ATE Ø 54 - Halter
			→	☐; +PR 1ZF,2E2		24.3387-1719.5	240874	TRW Ø 38 - Halter
			→	☐; +PR 1ZE,1LJ; → 2K-B-200000		24.3387-1719.5	240874	TRW Ø 38 - Halter
			→	☐; +PR 1ZE,1LJ; → 2K-B-200000		24.3387-1720.7	220774	TRW Ø 38 - Halter
			→	☐; +PR 1ZF,2E2		24.3387-1720.7	220774	TRW Ø 38 - Halter
1.4	55	03/04→05/06	←	☐; +PR 1ZF,1ZM		11.9541-9549.2	220575	ATE Ø 54 - Halter
			←	☐; +PR 1ZF,1ZM		11.9541-9550.2	220576	ATE Ø 54 - Halter
			←	☐; +PR 1LJ,1ZA		11.9541-9553.2	220563	ATE Ø 54 - Halter








	kw			 	! #			
<b>VW - CADDY III Kombi (2KB, 2KJ, 2CB, 2CJ) 03/04→05/15</b>								
<b>Bremssattel</b>								
1.4	55	03/04→05/06	←	☐; +PR 1ZE		11.9541-9553.2	220563	ATE Ø 54 - Halter
			←	☐; +PR 1LJ,1ZA		11.9541-9554.2	220564	ATE Ø 54 - Halter
			←	☐; +PR 1ZE		11.9541-9554.2	220564	ATE Ø 54 - Halter
			→	☐		24.3417-1701.7	220679	TRW Ø 41 - Halter
			→	☐		24.3417-1702.7	220680	TRW Ø 41 - Halter
1.4 1.6 1.6 1.9 TDI 1.9 TDI 2.0 EcoFuel 2.0 SDI 2.0 TDI	59 74 75 55 77 80 51 103	05/06→08/10 03/05→05/15 04/04→05/15 09/05→08/10 04/04→08/10 04/06→05/15 03/04→08/10 09/07→08/10	←	☐; +PR 1ZF;1ZM		11.9541-9549.2	220575	ATE Ø 54 - Halter
			←	☐; +PR 1ZF;1ZM		11.9541-9550.2	220576	ATE Ø 54 - Halter
			←	☐; +PR 1ZE		11.9541-9553.2	220563	ATE Ø 54 - Halter
			←	☐; +PR 1LJ,1ZA		11.9541-9553.2	220563	ATE Ø 54 - Halter
			←	☐; +PR 1ZE		11.9541-9554.2	220564	ATE Ø 54 - Halter
			←	☐; +PR 1LJ,1ZA		11.9541-9554.2	220564	ATE Ø 54 - Halter
			→	☐; 12/07→; +PR 1ZF,2E2		24.3387-1719.5	240874	TRW Ø 38 - Halter
			→	☐; 12/07→; +PR 1ZE,1LJ; → 2K-B-200000		24.3387-1719.5	240874	TRW Ø 38 - Halter
			→	☐; 12/07→; +PR 1ZE,1LJ; → 2K-B-200000		24.3387-1720.7	220774	TRW Ø 38 - Halter
			→	☐; 12/07→; +PR 1ZF,2E2		24.3387-1720.7	220774	TRW Ø 38 - Halter
			→	☐; → 11/07		24.3417-1701.7	220679	TRW Ø 41 - Halter
			→	☐; → 11/07		24.3417-1702.7	220680	TRW Ø 41 - Halter
1.6 BiFuel 2.0 TDI 16V	75 103	05/11→05/15 11/10→05/15	←	☐; +PR 1ZF;1ZM		11.9541-9549.2	220575	ATE Ø 54 - Halter
			←	☐; +PR 1ZF;1ZM		11.9541-9550.2	220576	ATE Ø 54 - Halter
			←	☐; +PR 1LJ,1ZA		11.9541-9553.2	220563	ATE Ø 54 - Halter
			←	☐; +PR 1ZE		11.9541-9553.2	220563	ATE Ø 54 - Halter
			←	☐; +PR 1ZE		11.9541-9554.2	220564	ATE Ø 54 - Halter
			←	☐; +PR 1LJ,1ZA		11.9541-9554.2	220564	ATE Ø 54 - Halter
			→	☐; +PR 1ZF,2E2		24.3387-1719.5	240874	TRW Ø 38 - Halter
			→	☐; +PR 1ZE,1LJ; → 2K-B-200000		24.3387-1719.5	240874	TRW Ø 38 - Halter
			→	☐; +PR 1ZE,1LJ; → 2K-B-200000		24.3387-1720.7	220774	TRW Ø 38 - Halter
			→	☐; +PR 1ZF,2E2		24.3387-1720.7	220774	TRW Ø 38 - Halter
2.0 TDI 2.0 TDI 4motion	81 81	08/10→05/15 08/10→05/15	←	☐; 10/10→; +PR 1ZF,1ZM		11.9541-9549.2	220575	ATE Ø 54 - Halter
			←	☐; 10/10→; +PR 1ZF,1ZM		11.9541-9550.2	220576	ATE Ø 54 - Halter
			←	☐; 10/10→; +PR 1ZE		11.9541-9553.2	220563	ATE Ø 54 - Halter
			←	☐; 10/10→; +PR 1LJ,1ZA		11.9541-9553.2	220563	ATE Ø 54 - Halter
			←	☐; 10/10→; +PR 1ZE		11.9541-9554.2	220564	ATE Ø 54 - Halter
			←	☐; 10/10→; +PR 1LJ,1ZA		11.9541-9554.2	220564	ATE Ø 54 - Halter
			→	☐; 10/10→; +PR 1ZF,2E2		24.3387-1719.5	240874	TRW Ø 38 - Halter
			→	☐; 10/10→; → 2K-B-200000; +PR 1ZE,1LJ		24.3387-1719.5	240874	TRW Ø 38 - Halter
			→	☐; 10/10→; → 2K-B-200000; +PR 1ZE,1LJ		24.3387-1720.7	220774	TRW Ø 38 - Halter
→	☐; 10/10→; +PR 1ZF,2E2		24.3387-1720.7	220774	TRW Ø 38 - Halter			
2.0 TDI	125	05/12→05/15	←	☐; +PR 1ZF,1ZM		11.9541-9549.2	220575	ATE Ø 54 - Halter
			←	☐; +PR 1ZF,1ZM		11.9541-9550.2	220576	ATE Ø 54 - Halter
			←	☐; +PR 1LJ,1ZA		11.9541-9553.2	220563	ATE Ø 54 - Halter
			←	☐; +PR 1ZE		11.9541-9553.2	220563	ATE Ø 54 - Halter
			←	☐; +PR 1LJ,1ZA		11.9541-9554.2	220564	ATE Ø 54 - Halter
			←	☐; +PR 1ZE		11.9541-9554.2	220564	ATE Ø 54 - Halter
			→	☐; +PR 1ZF,2E2		24.3387-1719.5	240874	TRW Ø 38 - Halter
			→	☐; +PR 1ZF,2E2		24.3387-1720.7	220774	TRW Ø 38 - Halter
<b>Feder, Bremssattel</b>								
1.2 TSI 1.2 TSI 1.4 1.4 1.6 1.6 1.6 BiFuel ↓	63 77 55 59 74 75 75	09/10→05/15 09/10→05/15 03/04→05/06 05/06→08/10 03/05→05/15 04/04→05/15 05/11→05/15	←	+PR 1ZE	2	11.8116-0351.1	390538	ATE
			←	+PR 1LJ,1ZA	2	11.8116-0351.1	390538	ATE










	kw			 	! #		
<b>VW - CADDY III Kombi (2KB, 2KJ, 2CB, 2CJ) 03/04→05/15</b>							
<b>Feder, Bremssattel</b>							
1.6 TDI	55	08/10→05/15	←	+PR 1ZE	2	11.8116-0351.1	390538 ATE
1.6 TDI	75	08/10→05/15	←	+PR 1LJ,1ZA	2	11.8116-0351.1	390538 ATE
1.9 TDI	55	09/05→08/10	←				
1.9 TDI	77	04/04→08/10	←				
1.9 TDI 4motion	77	05/08→08/10	←				
2.0 EcoFuel	80	04/06→05/15	←				
2.0 SDI	51	03/04→08/10	←				
2.0 TDI	103	09/07→08/10	←				
2.0 TDI	125	05/12→05/15	←				
2.0 TDI 16V	103	11/10→05/15	←				
2.0 TDI 16V 4motion	103	11/10→05/15	←				
2.0 TDI	81	08/10→05/15	←	10/10→; +PR 1ZE	2	11.8116-0351.1	390538 ATE
2.0 TDI 4motion	81	08/10→05/15	←	10/10→; +PR 1LJ,1ZA	2	11.8116-0351.1	390538 ATE
<b>Führungshülzensatz, Bremssattel</b>							
1.2 TSI	63	09/10→05/15	←	+PR 1LJ,1ZA		11.0101-5409.2	260035 ATE
1.2 TSI	77	09/10→05/15	←	+PR 1ZE		11.0101-5409.2	260035 ATE
1.6 TDI	55	08/10→05/15	←	+PR 1ZE		11.0101-5409.2	260035 ATE
1.6 TDI	75	08/10→05/15	←	+PR 1ZF,1ZM		11.0101-5409.2	260035 ATE
1.9 TDI 4motion	77	05/08→08/10	←				
2.0 TDI	125	05/12→05/15	←				
2.0 TDI 16V 4motion	103	11/10→05/15	←				
1.4	55	03/04→05/06	←	+PR 1LJ,1ZA		11.0101-5409.2	260035 ATE
1.4	59	05/06→08/10	←	+PR 1ZE		11.0101-5409.2	260035 ATE
1.6	74	03/05→05/15	←	+PR 1ZF,1ZM		11.0101-5409.2	260035 ATE
1.6	75	04/04→05/15	←	+PR 1ZE		11.0101-5409.2	260035 ATE
1.6 BiFuel	75	05/11→05/15	←				
1.9 TDI	55	09/05→08/10	←				
1.9 TDI	77	04/04→08/10	←				
2.0 EcoFuel	80	04/06→05/15	←				
2.0 SDI	51	03/04→08/10	←				
2.0 TDI	103	09/07→08/10	←				
2.0 TDI 16V	103	11/10→05/15	←				
2.0 TDI	81	08/10→05/15	←	10/10→; +PR 1ZE		11.0101-5409.2	260035 ATE
2.0 TDI 4motion	81	08/10→05/15	←	10/10→; +PR 1LJ,1ZA		11.0101-5409.2	260035 ATE
			←	10/10→; +PR 1ZF,1ZM		11.0101-5409.2	260035 ATE
<b>Führungsbolzen, Bremssattel</b>							
1.2 TSI	63	09/10→05/15		+PR 1LJ,1ZA		11.8171-0008.1	990049 ATE
1.2 TSI	77	09/10→05/15		+PR 1ZE		11.8171-0008.1	990049 ATE
1.6 TDI	55	08/10→05/15		+PR 1ZE		11.8171-0008.1	990049 ATE
1.6 TDI	75	08/10→05/15		+PR 1ZF,1ZM		11.8171-0069.1	250152 ATE
1.9 TDI 4motion	77	05/08→08/10					
2.0 TDI	125	05/12→05/15					
2.0 TDI 16V 4motion	103	11/10→05/15					
1.4	55	03/04→05/06		+PR 1LJ,1ZA		11.8171-0008.1	990049 ATE
1.4	59	05/06→08/10		+PR 1ZE		11.8171-0008.1	990049 ATE
1.6	74	03/05→05/15		+PR 1ZE		11.8171-0008.1	990049 ATE
1.6	75	04/04→05/15		+PR 1ZF,1ZM		11.8171-0069.1	250152 ATE
1.6 BiFuel	75	05/11→05/15					
1.9 TDI	55	09/05→08/10					
1.9 TDI	77	04/04→08/10					
2.0 EcoFuel	80	04/06→05/15					
2.0 SDI	51	03/04→08/10					
2.0 TDI	103	09/07→08/10					
2.0 TDI 16V	103	11/10→05/15					
2.0 TDI	81	08/10→05/15		10/10→; +PR 1LJ,1ZA		11.8171-0008.1	990049 ATE
2.0 TDI 4motion	81	08/10→05/15		10/10→; +PR 1ZE		11.8171-0008.1	990049 ATE
				10/10→; +PR 1ZF,1ZM		11.8171-0069.1	250152 ATE
<b>Bremsschlauch</b>							
1.2 TSI	63	09/10→05/15	←		2	24.5143-0564.3	331433 L= 564
1.2 TSI	77	09/10→05/15	←		2	24.5143-0564.3	331433 L= 564
1.6 BiFuel	75	05/11→05/15	→	+PR 0E2; für Fahrzeuge mit verstärktem Fahrwerk	2	24.5289-0425.3	331388 L= 425
1.6 TDI	55	08/10→05/15	→	+PR 0E2; für Fahrzeuge ohne verstärktes Fahrwerk	2	24.5289-0432.3	331377 L= 432
1.6 TDI	75	08/10→05/15	→	+PR 0E2; für Fahrzeuge ohne verstärktes Fahrwerk	2	24.5289-0432.3	331377 L= 432
2.0 TDI	125	05/12→05/15	→	+PR 0E1; für Fahrzeuge ohne verstärktes Fahrwerk	2	24.5289-0490.3	331389 L= 490
2.0 TDI 16V	103	11/10→05/15	→	+PR 0E1; für Fahrzeuge ohne verstärktes Fahrwerk	2	24.5289-0490.3	331389 L= 490
			→	+PR 0E1; für Fahrzeuge mit verstärktem Fahrwerk; nicht für kalte Klimazonen	2	24.5289-0495.3	331457 L= 495
1.4	55	03/04→05/06	←		2	24.5143-0564.3	331433 L= 564
			→	+PR 0E2	2	24.5289-0432.3	331377 L= 432
			→	+PR 0E1; für Fahrzeuge ohne verstärktes Fahrwerk	2	24.5289-0490.3	331389 L= 490
↓							



	kw					! #		
<b>VW - CADDY III Kombi (2KB, 2KJ, 2CB, 2CJ) 03/04→05/15</b>								
<b>Bremsschlauch</b>								
1.4	55	03/04→05/06	➔	+PR 0E1; für Fahrzeuge mit verstärktem Fahrwerk; nicht für kalte Klimazonen	2	24.5289-0495.3	331457	L= 495
1.4	59	05/06→08/10	➔		2	24.5143-0564.3	331433	L= 564
1.6	74	03/05→05/15	➔		2	24.5289-0425.3	331388	L= 425
1.6	75	04/04→05/15	➔	11/09→; +PR 0E2; für Fahrzeuge mit verstärktem Fahrwerk	2	24.5289-0432.3	331377	L= 432
1.9 TDI	55	09/05→08/10	➔	+PR 0E2; → 10/09	2	24.5289-0432.3	331377	L= 432
1.9 TDI	77	04/04→08/10	➔		2	24.5289-0490.3	331389	L= 490
2.0 EcoFuel	80	04/06→05/15	➔		2	24.5289-0432.3	331377	L= 432
2.0 SDI	51	03/04→08/10	➔	11/09→; +PR 0E2; für Fahrzeuge ohne verstärktes Fahrwerk	2	24.5289-0490.3	331389	L= 490
2.0 TDI	103	09/07→08/10	➔	+PR 0E1; für Fahrzeuge ohne verstärktes Fahrwerk	2	24.5289-0495.3	331457	L= 495
			➔	+PR 0E1; für Fahrzeuge mit verstärktem Fahrwerk; nicht für kalte Klimazonen	2	24.5289-0495.3	331457	L= 495
1.9 TDI 4motion	77	05/08→08/10	➔		2	24.5143-0564.3	331433	L= 564
2.0 TDI 16V 4motion	103	11/10→05/15	➔		2	24.5143-0564.3	331433	L= 564
2.0 TDI	81	08/10→05/15	➔	10/10→	2	24.5143-0564.3	331433	L= 564
			➔	10/10→; +PR 0E1; für Fahrzeuge ohne verstärktes Fahrwerk	2	24.5289-0490.3	331389	L= 490
			➔	10/10→; +PR 0E1; für Fahrzeuge mit verstärktem Fahrwerk; nicht für kalte Klimazonen	2	24.5289-0495.3	331457	L= 495
2.0 TDI 4motion	81	08/10→05/15	➔	10/10→	2	24.5143-0564.3	331433	L= 564
<b>VW - CC (358) 11/11→12/16</b>								
<b>Bremssattel</b>								
1.4 TSI	110	05/15→12/16	➔	☐; +PR 1ZM,1ZG		11.9541-9553.2	220563	ATE Ø 54 - Halter
1.4 TSI	118	11/11→12/16	➔	☐; +PR 1ZM,1ZG		11.9541-9554.2	220564	ATE Ø 54 - Halter
1.4 TSI MultiFuel	118	11/11→12/16	➔	☐; +PR 1ZM,1ZG		11.9541-9554.2	220564	ATE Ø 54 - Halter
1.8 TSI	112	11/11→12/16	➔	☐; +PR 1LA,1LB		24.3601-1727.5	240786	TRW Ø 60 - Halter
1.8 TSI	118	11/11→12/16	➔	☐; +PR 1LA,1LB		24.3601-1728.5	240787	TRW Ø 60 - Halter
2.0 TDI	100	11/11→12/16	➔	☐; +PR 1LA,1LB		24.3601-1728.5	240787	TRW Ø 60 - Halter
2.0 TDI	103	11/11→12/16	➔	☐; +PR 1KW		24.6241-1709.7	221021	TRW Ø 41 + EMot / - Halter + FSB
2.0 TDI	110	05/15→12/16	➔	☐; +PR 1KW		24.6241-1710.7	221022	TRW Ø 41 + EMot / - Halter + FSB
2.0 TDI	125	11/11→12/16	➔	☐; +PR 1KW		24.6241-1710.7	221022	TRW Ø 41 + EMot / - Halter + FSB
2.0 TDI	130	12/12→12/16	➔	☐; +PR 1KW		24.6241-1710.7	221022	TRW Ø 41 + EMot / - Halter + FSB
2.0 TDI	135	05/15→12/16	➔	☐; +PR 1KW		24.6241-1710.7	221022	TRW Ø 41 + EMot / - Halter + FSB
2.0 TDI 4motion	103	11/11→12/16	➔	☐; +PR 2EA		24.6241-1711.5	240713	TRW Ø 41 + EMot / - Halter + FSB
2.0 TDI 4motion	125	11/11→01/13	➔	☐; +PR 2EA		24.6241-1711.5	240713	TRW Ø 41 + EMot / - Halter + FSB
2.0 TDI 4motion	130	12/12→12/16	➔	☐; +PR 2EA		24.6241-1711.5	240713	TRW Ø 41 + EMot / - Halter + FSB
2.0 TSI	155	11/11→12/16	➔	☐; +PR 2EA		24.6241-1712.5	240714	TRW Ø 41 + EMot / - Halter + FSB
3.6 FSI 4motion	206	11/11→	➔					
3.6 FSI 4motion	220	11/11→12/16	➔					
<b>Feder, Bremssattel</b>								
1.4 TSI	110	05/15→12/16		+PR 1ZM,1ZG	2	11.8116-0351.1	390538	ATE
1.4 TSI	118	11/11→12/16						
1.4 TSI MultiFuel	118	11/11→12/16						
1.8 TSI	112	11/11→12/16						
1.8 TSI	118	11/11→12/16						
2.0 TDI	100	11/11→12/16						
2.0 TDI	103	11/11→12/16						
2.0 TDI	110	05/15→12/16						
2.0 TDI	125	11/11→12/16						
2.0 TDI	130	12/12→12/16						
2.0 TDI	135	05/15→12/16						
2.0 TDI 4motion	103	11/11→12/16						
2.0 TDI 4motion	125	11/11→01/13						
2.0 TDI 4motion	130	12/12→12/16						
2.0 TSI	155	11/11→12/16						
3.6 FSI 4motion	206	11/11→						
3.6 FSI 4motion	220	11/11→12/16						
<b>Führungshülzensatz, Bremssattel</b>								
1.4 TSI	110	05/15→12/16	➔	+PR 1ZM,1ZG		11.0101-5409.2	260035	ATE
1.4 TSI	118	11/11→12/16	➔					
1.4 TSI MultiFuel	118	11/11→12/16	➔					
1.8 TSI	112	11/11→12/16	➔					
1.8 TSI	118	11/11→12/16	➔					
2.0 TDI	100	11/11→12/16	➔					
2.0 TDI	103	11/11→12/16	➔					
2.0 TDI	110	05/15→12/16	➔					
2.0 TDI	125	11/11→12/16	➔					
2.0 TDI	130	12/12→12/16	➔					
2.0 TDI	135	05/15→12/16	➔					
2.0 TDI 4motion	103	11/11→12/16	➔					
2.0 TDI 4motion	125	11/11→01/13	➔					
2.0 TDI 4motion	130	12/12→12/16	➔					








	kw			 	! #		
<b>VW - CC (358) 11/11→12/16</b>							
<b>Führungshülzensatz, Bremsattel</b>							
2.0 TSI	155	11/11→12/16	←	+PR 1ZM,1ZG		11.0101-5409.2	260035 ATE
3.6 FSI 4motion	206	11/11→					
3.6 FSI 4motion	220	11/11→12/16					
<b>Führungsbolzen, Bremsattel</b>							
1.4 TSI	110	05/15→12/16		+PR 1ZM,1ZG		11.8171-0008.1	990049 ATE
1.4 TSI	118	11/11→12/16					
1.4 TSI MultiFuel	118	11/11→12/16					
1.8 TSI	112	11/11→12/16					
1.8 TSI	118	11/11→12/16					
2.0 TDI	100	11/11→12/16					
2.0 TDI	103	11/11→12/16					
2.0 TDI	110	05/15→12/16					
2.0 TDI	125	11/11→12/16					
2.0 TDI	130	12/12→12/16					
2.0 TDI	135	05/15→12/16					
2.0 TDI 4motion	103	11/11→12/16					
2.0 TDI 4motion	125	11/11→01/13					
2.0 TDI 4motion	130	12/12→12/16					
2.0 TSI	155	11/11→12/16					
3.6 FSI 4motion	206	11/11→					
3.6 FSI 4motion	220	11/11→12/16					
<b>Bremsschlauch</b>							
1.4 TSI	110	05/15→12/16	→	+PR 1KW	2	24.5143-0257.3	331167 L= 257
1.4 TSI	118	11/11→12/16					
1.4 TSI MultiFuel	118	11/11→12/16	→	+PR 2EA	2	24.5204-0233.3	331430 L= 233
1.8 TSI	112	11/11→12/16					
1.8 TSI	118	11/11→12/16					
2.0 TDI	100	11/11→12/16					
2.0 TDI	103	11/11→12/16					
2.0 TDI	110	05/15→12/16					
2.0 TDI	125	11/11→12/16					
2.0 TDI	130	12/12→12/16					
2.0 TDI	135	05/15→12/16					
2.0 TDI 4motion	103	11/11→12/16					
2.0 TDI 4motion	125	11/11→01/13					
2.0 TDI 4motion	130	12/12→12/16					
2.0 TSI	155	11/11→12/16					
3.6 FSI 4motion	206	11/11→					
3.6 FSI 4motion	220	11/11→12/16					
<b>VW - CORRADO (531) 08/87→12/95</b>							
<b>Bremssattel</b>							
2.0 i	85	04/93→12/95	←	☐; → 07/95		24.3541-1609.5	240039 TRW Ø 54 - Halter
			←	☐; → 07/95		24.3541-1610.5	240040 TRW Ø 54 - Halter
			→	☐; → 07/95		24.3384-1707.5	240171 TRW Ø 38 - Halter
			→	☐; → 07/95		24.3384-1708.5	240172 TRW Ø 38 - Halter
2.0 i 16V	100	08/91→12/95	←	☐; → 07/95		24.3541-1609.5	240039 TRW Ø 54 - Halter
			←	☐; → 07/95		24.3541-1610.5	240040 TRW Ø 54 - Halter
			→	☐; → 50-P-009000		24.3384-1603.5	240015 TRW Ø 38 - Halter
			→	☐; → 50-P-009000		24.3384-1604.5	240016 TRW Ø 38 - Halter
			→	☐; 50-P-009001→; → 07/95		24.3384-1707.5	240171 TRW Ø 38 - Halter
			→	☐; 50-P-009001→; → 07/95		24.3384-1708.5	240172 TRW Ø 38 - Halter
2.9 VR6	140	08/91→12/95	←	☐; → 07/95		24.3541-1731.5	240061 TRW Ø 54 - Halter
			←	☐; → 07/95		24.3541-1732.5	240062 TRW Ø 54 - Halter
			→	☐; → 50-P-009000		24.3384-1603.5	240015 TRW Ø 38 - Halter
			→	☐; → 50-P-009000		24.3384-1604.5	240016 TRW Ø 38 - Halter
			→	☐; 50-P-009001→; → 07/95		24.3384-1707.5	240171 TRW Ø 38 - Halter
			→	☐; 50-P-009001→; → 07/95		24.3384-1708.5	240172 TRW Ø 38 - Halter
<b>Führungshülzensatz, Bremsattel</b>							
2.0 i	85	04/93→12/95	←	→ 07/95		11.0101-5403.2	260010 TRW
			→	→ 07/95		11.0101-5403.2	260010 TRW
2.0 i 16V	100	08/91→12/95	←	→ 07/95		11.0101-5403.2	260010 TRW
			→	50-P-009001→; → 07/95		11.0101-5403.2	260010 TRW
2.9 VR6	140	08/91→12/95	→	50-P-009001→; → 07/95		11.0101-5403.2	260010 TRW
↓							












	kW					! #		
<b>VW - CORRADO (53i) 08/87→12/95</b>								
<b>Zubehörsatz, Bremssattel</b>								
2.0 i	85	04/93→12/95	←	→ 07/95		24.0101-4301.2	260047	TRW
			→	→ 07/95		24.0101-3601.2	260044	TRW
2.0 i 16V	100	08/91→12/95	←	→ 07/95		24.0101-4301.2	260047	TRW
			→	50-P-009001→; → 07/95		24.0101-3601.2	260044	TRW
			→	→ 50-P-009000		24.0101-3601.2	260044	TRW
2.9 VR6	140	08/91→12/95	→	50-P-009001→; → 07/95		24.0101-3601.2	260044	TRW
			→	→ 50-P-009000		24.0101-3601.2	260044	TRW
<b>Bremsschlauch</b>								
2.0 i	85	04/93→12/95	←	→ 07/95	2	24.5105-0442.3	331432	L= 442
2.0 i 16V	100	08/91→12/95	→	am Bremssattel; → 07/95	2	24.5170-0161.3	331308	L= 161
			→	→ 07/95	2	24.5201-0164.3	331414	L= 164
2.9 VR6	140	08/91→12/95	←	→ 07/95	2	24.5105-0442.3	331432	L= 442
			→	am Bremssattel; → 07/95	2	24.5170-0161.3	331308	L= 161
			→	→ 07/95	2	83.7836-0135.3	330816	L= 135
<b>VW - CRAFTER 30-35 Bus (2E_) 04/06→12/16</b>								
<b>Bremsschlauch</b>								
2.0 TDI	80	05/11→12/16	←	07/11→; +PR 0WC, 0WF, 0WL	2	24.5137-0385.3	331089	L= 385
2.0 TDI	100	05/11→12/16	→	07/11→; +PR 0WF	2	24.5131-0415.3	331238	L= 415
			→	07/11→; +PR 0WC, 0WL	2	24.5137-0385.3	331089	L= 385
			→	07/11→; +PR 0WF; für Reifenabmessung: 285/65	2	24.5137-0470.3	331090	L= 470
2.0 TDI	84	11/13→12/16	←	+PR 0WC, 0WF, 0WL	2	24.5137-0385.3	331089	L= 385
2.0 TDI	105	10/11→12/16	→	+PR 0WF	2	24.5131-0415.3	331238	L= 415
2.0 TDI	120	07/11→12/16	→	+PR 0WC, 0WL	2	24.5137-0385.3	331089	L= 385
2.5 TDI	65	04/06→07/11	→	+PR 0WF; für Reifenabmessung: 285/65	2	24.5137-0470.3	331090	L= 470
2.5 TDI	80	04/06→05/13	→	+PR 0WC, 0WL	2	24.5137-0385.3	331089	L= 385
2.5 TDI	100	04/06→05/13	→	+PR 0WF; für Reifenabmessung: 285/65	2	24.5137-0470.3	331090	L= 470
2.5 TDI	120	04/06→07/11	→	+PR 0WC, 0WF, 0WL	2	24.5137-0385.3	331089	L= 385
2.0 TDI 4motion	120	11/11→12/16	←	+PR 0WC, 0WF, 0WL	2	24.5137-0385.3	331089	L= 385
<b>VW - CRAFTER 30-50 Kasten (2E_) 04/06→12/16</b>								
<b>Bremsschlauch</b>								
2.0 TDI	80	05/11→12/16	←	07/11→; +PR 0WC, 0WF, 0WL	2	24.5137-0385.3	331089	L= 385
2.0 TDI	100	05/11→12/16	→	07/11→; +PR 0WF	2	24.5131-0415.3	331238	L= 415
			→	07/11→; +PR 0WC, 0WL	2	24.5137-0385.3	331089	L= 385
			→	07/11→; +PR 0WF; für Reifenabmessung: 285/65	2	24.5137-0470.3	331090	L= 470
2.0 TDI	84	11/13→12/16	←	+PR 0WC, 0WF, 0WL	2	24.5137-0385.3	331089	L= 385
2.0 TDI	105	10/11→12/16	→	+PR 0WF	2	24.5131-0415.3	331238	L= 415
2.0 TDI	120	07/11→12/16	→	+PR 0WC, 0WL	2	24.5137-0385.3	331089	L= 385
2.5 TDI	65	04/06→07/11	→	+PR 0WF; für Reifenabmessung: 285/65	2	24.5137-0470.3	331090	L= 470
2.5 TDI	80	04/06→05/13	→	+PR 0WC, 0WL	2	24.5137-0385.3	331089	L= 385
2.5 TDI	100	04/06→05/13	→	+PR 0WF; für Reifenabmessung: 285/65	2	24.5137-0470.3	331090	L= 470
2.5 TDI	120	04/06→07/11	→	+PR 0WC, 0WF, 0WL	2	24.5137-0385.3	331089	L= 385
2.0 TDI	103	11/15→12/16	←	+PR 0WC, 0WF, 0WL	2	24.5137-0385.3	331089	L= 385
			→	+PR 0WF	2	24.5131-0415.3	331238	L= 415
			→	+PR 0WC, 0WL	2	24.5137-0385.3	331089	L= 385
			→	+PR 0WF; für Reifenabmessung: 285/65	2	24.5137-0470.3	331090	L= 470
2.0 TDI 4motion	120	11/11→12/16	←	+PR 0WC, 0WF, 0WL	2	24.5137-0385.3	331089	L= 385
<b>VW - CRAFTER 30-50 Pritsche/Fahrgestell (2F_) 04/06→12/16</b>								
<b>Bremsschlauch</b>								
2.0 TDI	80	05/11→12/16	←	07/11→; +PR 0WC, 0WF, 0WL	2	24.5137-0385.3	331089	L= 385
2.0 TDI	100	05/11→12/16	→	07/11→; +PR 0WF	2	24.5131-0415.3	331238	L= 415
			→	07/11→; +PR 0WC, 0WL	2	24.5137-0385.3	331089	L= 385
			→	07/11→; +PR 0WF; für Reifenabmessung: 285/65	2	24.5137-0470.3	331090	L= 470
2.0 TDI	84	11/13→12/16	←	+PR 0WC, 0WF, 0WL	2	24.5137-0385.3	331089	L= 385
2.0 TDI	105	10/11→12/16	→	+PR 0WF	2	24.5131-0415.3	331238	L= 415
2.0 TDI	120	07/11→12/16	→	+PR 0WC, 0WL	2	24.5137-0385.3	331089	L= 385
2.5 TDI	65	04/06→07/11	→	+PR 0WF; für Reifenabmessung: 285/65	2	24.5137-0470.3	331090	L= 470
↓								

	kw					! #		
<b>VW - CRAFTER 30-50 Pritsche/Fahrgestell (2F_) 04/06→12/16</b>								
 <b>Bremsschlauch</b>								
2.5 TDI	80	04/06→05/13	➔	+PR 0WC, 0WL	2	24.5137-0385.3	331089	L= 385
2.5 TDI	100	04/06→05/13	➔	+PR 0WF; für Reifenabmessung: 285/65	2	24.5137-0470.3	331090	L= 470
2.5 TDI	120	04/06→07/11						
2.0 TDI	103	11/15→12/16	➔	+PR 0WC,0WF,0WL	2	24.5137-0385.3	331089	L= 385
			➔	+PR 0WF	2	24.5131-0415.3	331238	L= 415
			➔	+PR 0WC,0WL	2	24.5137-0385.3	331089	L= 385
			➔	+PR 0WF; für Reifenabmessung: 285/65	2	24.5137-0470.3	331090	L= 470
2.0 TDI 4motion	120	11/11→12/16	➔	+PR 0WC,0WF,0WL	2	24.5137-0385.3	331089	L= 385
<b>VW - EOS (1F7, 1F8) 03/06→08/15</b>								
 <b>Bremssattel</b>								
1.4 TSI	90	11/07→08/15	➔	☐; +PR 1LJ,1ZA,1ZD		11.9541-9553.2	220563	ATE Ø 54 - Halter
1.4 TSI	118	05/08→08/15	➔	☐; +PR 1ZE		11.9541-9553.2	220563	ATE Ø 54 - Halter
1.6 FSI	85	06/06→05/08	➔	☐; +PR 1ZE		11.9541-9554.2	220564	ATE Ø 54 - Halter
2.0 TDI	103	06/06→05/08	➔	☐; +PR 1ZE		11.9541-9554.2	220564	ATE Ø 54 - Halter
2.0 TDI 16V	103	05/08→08/15	➔	☐; +PR 1LJ,1ZA,1ZD		11.9541-9554.2	220564	ATE Ø 54 - Halter
2.0 TSI	155	11/09→08/15	➔	☐; +PR 1LJ,1ZA,1ZD		11.9541-9554.2	220564	ATE Ø 54 - Halter
3.2 V6	184	06/06→05/09	➔	☐; +PR 1LK		11.9576-9995.2	220651	ATE Ø 57 - Halter
3.6 V6	191	05/09→11/10	➔	☐; +PR 1LK		11.9576-9996.2	220652	ATE Ø 57 - Halter
			➔	☐; +PR 1KD		24.3384-1755.5	240886	TRW Ø 38 - Halter
			➔	☐; +PR 1KD		24.3384-1756.5	240887	TRW Ø 38 - Halter
			➔	☐; +PR 1KZ		24.3387-1717.7	220757	TRW Ø 38 - Halter
			➔	☐; +PR 1KZ		24.3387-1718.5	240873	TRW Ø 38 - Halter
			➔	☐; +PR 1KJ		24.3414-1709.5	240834	TRW Ø 41 - Halter
			➔	☐; +PR 1KJ		24.3414-1710.5	240835	TRW Ø 41 - Halter
			➔	☐; +PR 2EA		24.3417-1711.5	240766	TRW Ø 41 - Halter
			➔	☐; +PR 2EA		24.3417-1712.5	240767	TRW Ø 41 - Halter
2.0 FSI 2.0 TFSI	110 147	03/06→05/08 03/06→08/15	➔	☐; 05/06→; +PR 1ZE		11.9541-9553.2	220563	ATE Ø 54 - Halter
			➔	☐; 05/06→; +PR 1LJ,1ZA,1ZD		11.9541-9553.2	220563	ATE Ø 54 - Halter
			➔	☐; 05/06→; +PR 1ZE		11.9541-9554.2	220564	ATE Ø 54 - Halter
			➔	☐; 05/06→; +PR 1LJ,1ZA,1ZD		11.9541-9554.2	220564	ATE Ø 54 - Halter
			➔	☐; 05/06→; +PR 1LK		11.9576-9995.2	220651	ATE Ø 57 - Halter
			➔	☐; 05/06→; +PR 1LK		11.9576-9996.2	220652	ATE Ø 57 - Halter
			➔	☐; 05/06→; +PR 1KD		24.3384-1755.5	240886	TRW Ø 38 - Halter
			➔	☐; 05/06→; +PR 1KD		24.3384-1756.5	240887	TRW Ø 38 - Halter
			➔	☐; 05/06→; +PR 1KZ		24.3387-1717.7	220757	TRW Ø 38 - Halter
			➔	☐; 05/06→; +PR 1KZ		24.3387-1718.5	240873	TRW Ø 38 - Halter
			➔	☐; 05/06→; +PR 1KJ		24.3414-1709.5	240834	TRW Ø 41 - Halter
			➔	☐; 05/06→; +PR 1KJ		24.3414-1710.5	240835	TRW Ø 41 - Halter
			➔	☐; 05/06→; +PR 2EA		24.3417-1711.5	240766	TRW Ø 41 - Halter
			➔	☐; 05/06→; +PR 2EA		24.3417-1712.5	240767	TRW Ø 41 - Halter
2.0 TDI	100	11/10→08/15	➔	☐; +PR 1LJ,1ZA,1ZD		11.9541-9553.2	220563	ATE Ø 54 - Halter
			➔	☐; +PR 1ZE		11.9541-9553.2	220563	ATE Ø 54 - Halter
			➔	☐; +PR 1LJ,1ZA,1ZD		11.9541-9554.2	220564	ATE Ø 54 - Halter
			➔	☐; +PR 1ZE		11.9541-9554.2	220564	ATE Ø 54 - Halter
			➔	☐		11.9576-9995.2	220651	ATE Ø 57 - Halter
			➔	☐		11.9576-9996.2	220652	ATE Ø 57 - Halter
			➔	☐; +PR 1KD		24.3384-1755.5	240886	TRW Ø 38 - Halter
			➔	☐; +PR 1KD		24.3384-1756.5	240887	TRW Ø 38 - Halter
			➔	☐; +PR 1KZ		24.3387-1717.7	220757	TRW Ø 38 - Halter
			➔	☐; +PR 1KZ		24.3387-1718.5	240873	TRW Ø 38 - Halter
			➔	☐; +PR 1KJ		24.3414-1709.5	240834	TRW Ø 41 - Halter
			➔	☐; +PR 1KJ		24.3414-1710.5	240835	TRW Ø 41 - Halter
			➔	☐; +PR 2EA		24.3417-1711.5	240766	TRW Ø 41 - Halter
			➔	☐; +PR 2EA		24.3417-1712.5	240767	TRW Ø 41 - Halter









↓











	kw			 	! #		
<b>VW - EOS (1F7, 1F8) 03/06→08/15</b>							
<b>Feder, Bremssattel</b>							
1.4 TSI	90	11/07→08/15	←	+PR 1ZE	2	11.8116-0351.1	390538 ATE
1.4 TSI	118	05/08→08/15	←	+PR 1LJ,1ZA,1ZD	2	11.8116-0351.1	390538 ATE
1.6 FSI	85	06/06→05/08	←				
2.0 TDI	103	06/06→05/08	←	+PR 1LK	2	11.8116-0410.2	390589 ATE
2.0 TDI 16V	103	05/08→08/15					
2.0 TSI	155	11/09→08/15					
3.2 V6	184	06/06→05/09					
3.6 V6	191	05/09→11/10					
2.0 FSI	110	03/06→05/08	←	05/06→; +PR 1LJ,1ZA,1ZD	2	11.8116-0351.1	390538 ATE
2.0 TFSI	147	03/06→08/15	←	05/06→; +PR 1ZE	2	11.8116-0351.1	390538 ATE
			←	05/06→; +PR 1LK	2	11.8116-0410.2	390589 ATE
2.0 TDI	100	11/10→08/15	←	+PR 1ZE	2	11.8116-0351.1	390538 ATE
			←	+PR 1LJ,1ZA,1ZD	2	11.8116-0351.1	390538 ATE
			←		2	11.8116-0410.2	390589 ATE
<b>Führungshülzensatz, Bremssattel</b>							
1.4 TSI	90	11/07→08/15	←	+PR 1ZE		11.0101-5409.2	260035 ATE
1.4 TSI	118	05/08→08/15	←	+PR 1LK		11.0101-5409.2	260035 ATE
1.6 FSI	85	06/06→05/08	←				
2.0 TDI	103	06/06→05/08	←	+PR 1LJ,1ZA,1ZD		11.0101-5409.2	260035 ATE
2.0 TDI 16V	103	05/08→08/15					
2.0 TSI	155	11/09→08/15					
3.2 V6	184	06/06→05/09					
3.6 V6	191	05/09→11/10					
2.0 FSI	110	03/06→05/08	←	05/06→; +PR 1ZE		11.0101-5409.2	260035 ATE
2.0 TFSI	147	03/06→08/15	←	05/06→; +PR 1LK		11.0101-5409.2	260035 ATE
			←	05/06→; +PR 1LJ,1ZA,1ZD		11.0101-5409.2	260035 ATE
2.0 TDI	100	11/10→08/15	←			11.0101-5409.2	260035 ATE
			←	+PR 1ZE		11.0101-5409.2	260035 ATE
			←	+PR 1LJ,1ZA,1ZD		11.0101-5409.2	260035 ATE
<b>Führungsbolzen, Bremssattel</b>							
1.4 TSI	90	11/07→08/15		+PR 1LJ,1ZA,1ZD		11.8171-0008.1	990049 ATE
1.4 TSI	118	05/08→08/15					
1.6 FSI	85	06/06→05/08		+PR 1ZE		11.8171-0008.1	990049 ATE
2.0 TDI	103	06/06→05/08		+PR 1LK		11.8171-0008.1	990049 ATE
2.0 TDI 16V	103	05/08→08/15					
2.0 TSI	155	11/09→08/15					
3.2 V6	184	06/06→05/09					
3.6 V6	191	05/09→11/10					
2.0 FSI	110	03/06→05/08		05/06→; +PR 1LJ,1ZA,1ZD		11.8171-0008.1	990049 ATE
2.0 TFSI	147	03/06→08/15		05/06→; +PR 1ZE		11.8171-0008.1	990049 ATE
				05/06→; +PR 1LK		11.8171-0008.1	990049 ATE
2.0 TDI	100	11/10→08/15		+PR 1LJ,1ZA,1ZD		11.8171-0008.1	990049 ATE
				+PR 1ZE		11.8171-0008.1	990049 ATE
						11.8171-0008.1	990049 ATE
<b>Zubehörsatz, Bremssattel</b>							
1.4 TSI	90	11/07→08/15		+PR 1KZ		24.0101-3803.2	260101 TRW
1.4 TSI	118	05/08→08/15					
1.6 FSI	85	06/06→05/08					
2.0 TDI	100	11/10→08/15					
2.0 TDI	103	06/06→05/08					
2.0 TDI 16V	103	05/08→08/15					
2.0 TSI	155	11/09→08/15					
3.2 V6	184	06/06→05/09					
3.6 V6	191	05/09→11/10					
2.0 FSI	110	03/06→05/08		05/06→; +PR 1KZ		24.0101-3803.2	260101 TRW
2.0 TFSI	147	03/06→08/15					
<b>Bremsschlauch</b>							
1.4 TSI	90	11/07→08/15	←	+PR 1LJ,1ZD,1ZE	2	24.5143-0564.3	331433 L= 564
1.6 FSI	85	06/06→05/08	←	+PR 1LK	2	83.7849-0502.3	331125 L= 504
2.0 TDI	103	06/06→05/08	←				
3.2 V6	184	06/06→05/09	→	□; +PR 1KS		83.7847-0254.3	331233 L= 255
			→	□; +PR 1KS		83.7847-0257.3	331234 L= 255
			→	+PR 1KD,1KJ,1KZ,2EA	2	83.7849-0243.3	331099 L= 243
1.4 TSI	118	05/08→08/15	←	+PR 1LJ,1ZD,1ZE	2	24.5143-0564.3	331433 L= 564
2.0 TDI	100	11/10→08/15	←				
2.0 TDI 16V	103	05/08→08/15	←	+PR 1LK	2	83.7849-0502.3	331125 L= 504
2.0 TSI	155	11/09→08/15					
↓							








	kw					! #		
<b>VW - EOS (1F7, 1F8) 03/06→08/15</b>								
 <b>Bremsschlauch</b>								
3.6 V6	191	05/09→11/10	➔	☐; +PR 1KS		83.7847-0254.3	331233	L= 255
			➔	☐; +PR 1KS		83.7847-0257.3	331234	L= 255
			➔	+PR 1KD,1KJ,1KZ,2EA	2	83.7849-0243.3	331099	L= 243
2.0 FSI 2.0 TFSI	110 147	03/06→05/08 03/06→08/15	➔	05/06→; +PR 1LJ;1ZD;1ZE	2	24.5143-0564.3	331433	L= 564
			➔	05/06→; +PR 1LK	2	83.7849-0502.3	331125	L= 504
			➔	☐; 05/06→; +PR 1KS		83.7847-0254.3	331233	L= 255
			➔	☐; 05/06→; +PR 1KS		83.7847-0257.3	331234	L= 255
			➔	05/06→; +PR 1KD,1KJ,1KZ,2EA	2	83.7849-0243.3	331099	L= 243
<b>VW - FOX (5Z1, 5Z3) 10/03→</b>								
 <b>Bremssattel</b>								
1.0	53	10/03→	➔	☐; → 08/11; +PR 1ZF		11.9541-9549.2	220575	ATE Ø 54 - Halter
1.0	54	04/08→	➔	☐; → 08/11; +PR 1ZF		11.9541-9550.2	220576	ATE Ø 54 - Halter
1.0 Total Flex	53	10/03→	➔	☐; → 08/11; +PR 1ZF		11.9541-9550.2	220576	ATE Ø 54 - Halter
1.0 Total Flex	54	05/05→	➔	☐; → 08/11; +PR 1ZN		24.3481-1735.5	240283	ATE Ø 48 - Halter
1.2	40	04/05→	➔	☐; → 08/11; +PR 1ZN		24.3481-1736.5	240284	ATE Ø 48 - Halter
1.2	44	09/10→	➔	☐; → 08/11; +PR 1ZN		24.3481-1736.5	240284	ATE Ø 48 - Halter
1.4	55	04/05→						
1.4 TDI	51	04/05→						
1.6	74	10/03→						
1.6 Total Flex	74	10/03→						
1.9 D	47	12/07→						
<b>Führungshülzensatz, Bremssattel</b>								
1.0	53	10/03→	➔	→ 08/11; +PR 1ZF		11.0101-5409.2	260035	ATE
1.0	54	04/08→						
1.0 Total Flex	53	10/03→						
1.0 Total Flex	54	05/05→						
1.2	40	04/05→						
1.2	44	09/10→						
1.4	55	04/05→						
1.4 TDI	51	04/05→						
1.6	74	10/03→						
1.6 Total Flex	74	10/03→						
1.9 D	47	12/07→						
<b>Führungsbolzen, Bremssattel</b>								
1.0	53	10/03→		→ 08/11; +PR 1ZF		11.8171-0069.1	250152	ATE
1.0	54	04/08→						
1.0 Total Flex	53	10/03→						
1.0 Total Flex	54	05/05→						
1.2	40	04/05→						
1.2	44	09/10→						
1.4	55	04/05→						
1.4 TDI	51	04/05→						
1.6	74	10/03→						
1.6 Total Flex	74	10/03→						
1.9 D	47	12/07→						
 <b>Bremsschlauch</b>								
1.0	53	10/03→	➔	→ 08/11	2	83.6247-0522.3	330595	L= 522
1.0	54	04/08→	➔	→ 08/11	2	83.7858-0140.3	330837	L= 140
1.0 Total Flex	53	10/03→						
1.0 Total Flex	54	05/05→						
1.2	40	04/05→						
1.2	44	09/10→						
1.4	55	04/05→						
1.4 TDI	51	04/05→						
1.6	74	10/03→						
1.6 Total Flex	74	10/03→						
1.9 D	47	12/07→						
<b>VW - GOLF III (1H1) 08/91→07/98</b>								
 <b>Bremssattel</b>								
1.4	40	11/91→08/97	➔	☐; 05/96→ 09/96; + ABS; nicht für Bremssattelfarbe: rot		24.3541-1609.5	240039	TRW Ø 54 - Halter
1.4	44	10/91→08/97						
1.6	55	09/92→08/97	➔	☐; 05/96→ 09/96; + ABS; nicht für Bremssattelfarbe: rot		24.3541-1610.5	240040	TRW Ø 54 - Halter
1.9 SDI	47	07/95→08/97						
1.9 TD,GTD	55	11/91→08/97						
1.6	74	07/95→08/97	➔	☐; nicht für Bremssattelfarbe: rot		24.3541-1609.5	240039	TRW Ø 54 - Halter
			➔	☐; nicht für Bremssattelfarbe: rot		24.3541-1610.5	240040	TRW Ø 54 - Halter
			➔	☐; - ABS		24.3541-1739.5	240223	TRW Ø 54 - Halter
			➔	☐; - ABS		24.3541-1740.5	240224	TRW Ø 54 - Halter
↓								










	kw			 	! #		
<b>VW - GOLF III (1H1) 08/91→07/98</b>							
 <b>Bremssattel</b>							
1.6	74	07/95→08/97	➔	☐; nicht für Bremssattelfarbe: rot	24.3384-1707.5	240171	TRW Ø 38 - Halter
			➔	☐	24.3384-1708.5	240172	TRW Ø 38 - Halter
1.8	55	11/91→08/97	➔	☐; 05/96→; + ABS; nicht für Bremssattelfarbe: rot	24.3541-1609.5	240039	TRW Ø 54 - Halter
1.8	66	11/91→08/97	➔	☐; nicht für Bremssattelfarbe: rot	24.3541-1609.5	240039	TRW Ø 54 - Halter
			➔	☐; 05/96→; + ABS; nicht für Bremssattelfarbe: rot	24.3541-1610.5	240040	TRW Ø 54 - Halter
			➔	☐; nicht für Bremssattelfarbe: rot	24.3541-1610.5	240040	TRW Ø 54 - Halter
			➔	☐; 1H-S-246941→; Vollautomatik; - ABS	24.3541-1739.5	240223	TRW Ø 54 - Halter
			➔	☐; 1H-S-246941→; Vollautomatik; - ABS	24.3541-1740.5	240224	TRW Ø 54 - Halter
			➔	☐; → 1H-P-240000	24.3384-1603.5	240015	TRW Ø 38 - Halter
			➔	☐; → 1H-P-240000	24.3384-1604.5	240016	TRW Ø 38 - Halter
			➔	☐; 07/95→; nicht für Bremssattelfarbe: rot	24.3384-1707.5	240171	TRW Ø 38 - Halter
			➔	☐; 1H-P-240001→; → 06/95	24.3384-1707.5	240171	TRW Ø 38 - Halter
			➔	☐; 1H-P-240001→; → 06/95	24.3384-1708.5	240172	TRW Ø 38 - Halter
			➔	☐; 07/95→	24.3384-1708.5	240172	TRW Ø 38 - Halter
1.8 Syncro (1HX1)	66	01/93→08/97	➔	☐; 1H-S-089451→	24.3541-1739.5	240223	TRW Ø 54 - Halter
			➔	☐; 1H-S-089451→	24.3541-1740.5	240224	TRW Ø 54 - Halter
1.9 D	48	11/91→08/97	➔	☐; 1H-S-246941→; → 07/95; nicht für Bremssattelfarbe: rot	24.3541-1609.5	240039	TRW Ø 54 - Halter
			➔	☐; 05/96→ 09/96; + ABS; nicht für Bremssattelfarbe: rot	24.3541-1609.5	240039	TRW Ø 54 - Halter
			➔	☐; 05/96→ 09/96; + ABS; nicht für Bremssattelfarbe: rot	24.3541-1610.5	240040	TRW Ø 54 - Halter
			➔	☐; 1H-S-246941→; → 07/95; nicht für Bremssattelfarbe: rot	24.3541-1610.5	240040	TRW Ø 54 - Halter
1.9 TDI	66	09/93→08/97	➔	☐; 05/96→; nicht für Bremssattelfarbe: rot	24.3541-1609.5	240039	TRW Ø 54 - Halter
			➔	☐; 05/96→; nicht für Bremssattelfarbe: rot	24.3541-1610.5	240040	TRW Ø 54 - Halter
			➔	☐; 10/93→ 04/96	24.3541-1739.5	240223	TRW Ø 54 - Halter
			➔	☐; 10/93→ 04/96	24.3541-1740.5	240224	TRW Ø 54 - Halter
1.9 TDI	81	04/96→08/97	➔	☐; nicht für Bremssattelfarbe: rot	24.3541-1609.5	240039	TRW Ø 54 - Halter
			➔	☐; nicht für Bremssattelfarbe: rot	24.3541-1610.5	240040	TRW Ø 54 - Halter
			➔	☐; nicht für Bremssattelfarbe: rot	24.3384-1707.5	240171	TRW Ø 38 - Halter
			➔	☐	24.3384-1708.5	240172	TRW Ø 38 - Halter
1.9 TDI Syncro (1HX1)	66	08/95→08/97	➔	☐; 05/96→; nicht für Bremssattelfarbe: rot	24.3541-1609.5	240039	TRW Ø 54 - Halter
			➔	☐; 05/96→; nicht für Bremssattelfarbe: rot	24.3541-1610.5	240040	TRW Ø 54 - Halter
			➔	☐; → 04/96	24.3541-1739.5	240223	TRW Ø 54 - Halter
			➔	☐; → 04/96	24.3541-1740.5	240224	TRW Ø 54 - Halter
2.0	85	11/91→08/97	➔	☐; → 04/96; nicht für Bremssattelfarbe: rot	24.3541-1731.5	240061	TRW Ø 54 - Halter
			➔	☐; → 04/96; nicht für Bremssattelfarbe: rot	24.3541-1732.5	240062	TRW Ø 54 - Halter
			➔	☐; 05/96→; nicht für Bremssattelfarbe: rot	24.3541-8523.5	240551	ATE Ø 54 - Halter
			➔	☐; 05/96→; nicht für Bremssattelfarbe: rot	24.3541-8524.5	240552	ATE Ø 54 - Halter
			➔	☐; → 1H-P-240000	24.3384-1603.5	240015	TRW Ø 38 - Halter
			➔	☐; → 1H-P-240000	24.3384-1604.5	240016	TRW Ø 38 - Halter
			➔	☐; 1H-P-240001→; → 06/95	24.3384-1707.5	240171	TRW Ø 38 - Halter
			➔	☐; 07/95→; nicht für Bremssattelfarbe: rot	24.3384-1707.5	240171	TRW Ø 38 - Halter
			➔	☐; 07/95→	24.3384-1708.5	240172	TRW Ø 38 - Halter
			➔	☐; 1H-P-240001→; → 06/95	24.3384-1708.5	240172	TRW Ø 38 - Halter
2.0 GL	79	08/95→09/97	➔	☐; → 08/97; nicht für Bremssattelfarbe: rot	24.3541-1609.5	240039	TRW Ø 54 - Halter
			➔	☐; → 08/97; nicht für Bremssattelfarbe: rot	24.3541-1610.5	240040	TRW Ø 54 - Halter
↓							










	kw			 	! #			
<b>VW - GOLF III (1H1) 08/91→07/98</b>								
<b> Bremssattel</b>								
2.0 GTI 16V	110	08/92→08/97	←	☐; → 04/96; nicht für Bremssattelfarbe: rot		24.3541-1731.5	240061	TRW Ø 54 - Halter
			←	☐; → 04/96; nicht für Bremssattelfarbe: rot		24.3541-1732.5	240062	TRW Ø 54 - Halter
			←	☐; 05/96→; nicht für Bremssattelfarbe: rot		24.3541-8523.5	240551	ATE Ø 54 - Halter
			←	☐; 05/96→; nicht für Bremssattelfarbe: rot		24.3541-8524.5	240552	ATE Ø 54 - Halter
			→	☐		24.3384-1707.5	240171	TRW Ø 38 - Halter
			→	☐		24.3384-1708.5	240172	TRW Ø 38 - Halter
2.0 Syncro (1HX1)	85	08/95→08/97	←	☐; nicht für Bremssattelfarbe: rot		24.3541-1609.5	240039	TRW Ø 54 - Halter
			←	☐; nicht für Bremssattelfarbe: rot		24.3541-1610.5	240040	TRW Ø 54 - Halter
2.8 VR6	120	08/95→09/97	←	☐; → 1H-S-399999; nicht für Bremssattelfarbe: rot		24.3541-1731.5	240061	TRW Ø 54 - Halter
			←	☐; → 1H-S-399999; nicht für Bremssattelfarbe: rot		24.3541-1732.5	240062	TRW Ø 54 - Halter
			←	☐; 1H-S-400001→; → 08/97; nicht für Bremssattelfarbe: rot		24.3541-8523.5	240551	ATE Ø 54 - Halter
			←	☐; 1H-S-400001→; → 08/97; nicht für Bremssattelfarbe: rot		24.3541-8524.5	240552	ATE Ø 54 - Halter
			→	☐; → 1H-P-240000		24.3384-1603.5	240015	TRW Ø 38 - Halter
			→	☐; → 1H-P-240000		24.3384-1604.5	240016	TRW Ø 38 - Halter
			→	☐; 1H-P-240001→; → 08/97		24.3384-1707.5	240171	TRW Ø 38 - Halter
			→	☐; 1H-P-240001→; → 08/97		24.3384-1708.5	240172	TRW Ø 38 - Halter
2.8 VR6	128	01/92→08/97	←	☐; → 1H-S-399999; nicht für Bremssattelfarbe: rot		24.3541-1731.5	240061	TRW Ø 54 - Halter
			←	☐; → 1H-S-399999; nicht für Bremssattelfarbe: rot		24.3541-1732.5	240062	TRW Ø 54 - Halter
			←	☐; 1H-S-400001→; nicht für Bremssattelfarbe: rot		24.3541-8523.5	240551	ATE Ø 54 - Halter
			←	☐; 1H-S-400001→; nicht für Bremssattelfarbe: rot		24.3541-8524.5	240552	ATE Ø 54 - Halter
			→	☐; → 1H-P-240000		24.3384-1603.5	240015	TRW Ø 38 - Halter
			→	☐; → 1H-P-240000		24.3384-1604.5	240016	TRW Ø 38 - Halter
			→	☐; 1H-P-240001→		24.3384-1707.5	240171	TRW Ø 38 - Halter
			→	☐; 1H-P-240001→		24.3384-1708.5	240172	TRW Ø 38 - Halter
2.9 VR6 Syncro (1HX1)	140	10/94→08/97	←	☐; nicht für Bremssattelfarbe: rot		24.3541-8523.5	240551	ATE Ø 54 - Halter
			←	☐; nicht für Bremssattelfarbe: rot		24.3541-8524.5	240552	ATE Ø 54 - Halter
			→	☐		24.3384-1707.5	240171	TRW Ø 38 - Halter
			→	☐		24.3384-1708.5	240172	TRW Ø 38 - Halter
<b>Halter, Bremssattel</b>								
2.0	85	11/91→08/97	←	05/96→	2	11.8170-0306.1	260102	ATE
2.0 GTI 16V	110	08/92→08/97	←					
2.8 VR6	120	08/95→09/97	←	1H-S-400001→; → 08/97	2	11.8170-0306.1	260102	ATE
2.8 VR6	128	01/92→08/97	←	1H-S-400001→	2	11.8170-0306.1	260102	ATE
2.9 VR6 Syncro (1HX1)	140	10/94→08/97	←		2	11.8170-0306.1	260102	ATE
<b>Feder, Bremssattel</b>								
2.0	85	11/91→08/97	←	05/96→	2	11.8116-0143.1	390513	ATE
2.0 GTI 16V	110	08/92→08/97	←					
2.8 VR6	120	08/95→09/97	←	1H-S-400001→; → 08/97	2	11.8116-0143.1	390513	ATE
2.8 VR6	128	01/92→08/97	←	1H-S-400001→	2	11.8116-0143.1	390513	ATE
2.9 VR6 Syncro (1HX1)	140	10/94→08/97	←		2	11.8116-0143.1	390513	ATE
<b>Führungshülsensatz, Bremssattel</b>								
1.4	40	11/91→08/97	←	1H-T-028355→; - ABS		11.0101-4801.2	260006	ATE
1.6	55	09/92→08/97	←			24.0102-4801.2	260085	ATE
1.9 SDI	47	07/95→08/97	←			11.0101-4801.2	260006	ATE
1.9 TD,GTD	55	11/91→08/97	←	→ 1H-T-028354		24.0102-4801.2	260085	ATE
			←	10/96→; + ABS		11.0101-4801.2	260006	ATE
			←	05/96→ 09/96; + ABS		24.0102-4801.2	260085	ATE
			←			11.0101-5403.2	260010	TRW
↓								













	kw			 	! #		
<b>VW - GOLF III (1H1) 08/91→07/98</b>							
<b>Führungshülzensatz, Bremsattel</b>							
1.4	44	10/91→08/97	←	11/91→; → 1H-T-028354	11.0101-4801.2 260006	ATE	
					24.0102-4801.2 260085	ATE	
			←	1H-T-028355→; - ABS	11.0101-4801.2 260006	ATE	
					24.0102-4801.2 260085	ATE	
1.6	74	07/95→08/97	←	10/96→; + ABS	11.0101-4801.2 260006	ATE	
					24.0102-4801.2 260085	ATE	
			←	05/96→ 09/96; + ABS	11.0101-5403.2 260010	TRW	
1.8	66	11/91→08/97	←		11.0101-5403.2 260010	TRW	
			←	- ABS	11.0101-5403.2 260010	TRW	
			→		11.0101-5403.2 260010	TRW	
1.8	66	11/91→08/97	←	1H-T-028355→; Schaltgetriebe; - ABS	11.0101-4801.2 260006	ATE	
			←	→ 1H-S-246940; Vollautomatik	11.0101-4801.2 260006	ATE	
			←	→ 1H-T-028354; Schaltgetriebe	11.0101-4801.2 260006	ATE	
			←	05/96→; + ABS	11.0101-5403.2 260010	TRW	
			←		11.0101-5403.2 260010	TRW	
			←	1H-S-246941→; Vollautomatik; - ABS	11.0101-5403.2 260010	TRW	
			←	→ 1H-T-028354; Schaltgetriebe	24.0102-4801.2 260085	ATE	
			←	1H-T-028355→; Schaltgetriebe; - ABS	24.0102-4801.2 260085	ATE	
			←	→ 1H-S-246940; Vollautomatik	24.0102-4801.2 260085	ATE	
			→	07/95→	11.0101-5403.2 260010	TRW	
1.8 Syncro (1HX1)	66	01/93→08/97	←	→ 1H-S-089450	11.0101-4801.2 260006	ATE	
					24.0102-4801.2 260085	ATE	
1.9 D	48	11/91→08/97	←	1H-S-089451→	11.0101-5403.2 260010	TRW	
			←	08/93→; → 1H-S-246940	11.0101-4801.2 260006	ATE	
					24.0102-4801.2 260085	ATE	
			←	1H-T-028355→; - ABS	11.0101-4801.2 260006	ATE	
					24.0102-4801.2 260085	ATE	
			←	10/96→; + ABS	11.0101-4801.2 260006	ATE	
1.9 TDI	66	09/93→08/97	←	→ 1H-T-028354	11.0101-4801.2 260006	ATE	
					24.0102-4801.2 260085	ATE	
			←	05/96→ 09/96; + ABS	11.0101-5403.2 260010	TRW	
			←	1H-S-246941→; → 07/95	11.0101-5403.2 260010	TRW	
			←	10/93→ 04/96	11.0101-5403.2 260010	TRW	
			←	05/96→	11.0101-5403.2 260010	TRW	
1.9 TDI	81	04/96→08/97	←		11.0101-5403.2 260010	TRW	
			→		11.0101-5403.2 260010	TRW	
1.9 TDI Syncro (1HX1)	66	08/95→08/97	←	→ 04/96	11.0101-5403.2 260010	TRW	
			←	05/96→	11.0101-5403.2 260010	TRW	
2.0	85	11/91→08/97	←	05/96→	11.0101-5409.2 260035	ATE	
			→	07/95→	11.0101-5403.2 260010	TRW	
			→	1H-P-240001→; → 06/95	11.0101-5403.2 260010	TRW	
2.0 GL	79	08/95→09/97	←	→ 08/97	11.0101-5403.2 260010	TRW	
2.0 GTI 16V	110	08/92→08/97	←	05/96→	11.0101-5409.2 260035	ATE	
			→		11.0101-5403.2 260010	TRW	
2.0 Syncro (1HX1)	85	08/95→08/97	←		11.0101-5403.2 260010	TRW	
2.8 VR6	120	08/95→09/97	←	1H-S-400001→; → 08/97	11.0101-5409.2 260035	ATE	
			→	1H-P-240001→; → 08/97	11.0101-5403.2 260010	TRW	
2.8 VR6	128	01/92→08/97	←	1H-S-400001→	11.0101-5409.2 260035	ATE	
			→	1H-P-240001→	11.0101-5403.2 260010	TRW	
2.9 VR6 Syncro (1HX1)	140	10/94→08/97	←		11.0101-5409.2 260035	ATE	
			→		11.0101-5403.2 260010	TRW	
↓							








	kw			 	! #		
<b>VW - GOLF III (1H1) 08/91→07/98</b>							
<b>Führungsbolzen, Bremssattel</b>							
2.0 2.0 GTI 16V	85 110	11/91→08/97 08/92→08/97	←	05/96→		11.8171-0008.1 990049	ATE
2.8 VR6	120	08/95→09/97	←	1H-S-400001→; → 08/97		11.8171-0008.1 990049	ATE
2.8 VR6	128	01/92→08/97	←	1H-S-400001→		11.8171-0008.1 990049	ATE
2.9 VR6 Syncro (1HX1)	140	10/94→08/97	←			11.8171-0008.1 990049	ATE
<b>Dichtungssatz, Bremssattel</b>							
1.4 1.6 1.9 SDI 1.9 TD,GTD	40 55 47 55	11/91→08/97 09/92→08/97 07/95→08/97 11/91→08/97	←	1H-T-028355→; - ABS → 1H-T-028354 10/96→; + ABS		11.0441-4808.2 250022	ATE
1.4	44	10/91→08/97	←	11/91→; → 1H-T-028354 1H-T-028355→; - ABS 10/96→; + ABS		11.0441-4808.2 250022	ATE
1.8 1.8	55 66	11/91→08/97 11/91→08/97	←	→ 1H-T-028354; Schaltgetriebe → 1H-S-246940; Vollautomatik 1H-T-028355→; Schaltgetriebe; - ABS		11.0441-4808.2 250022	ATE
1.8 Syncro (1HX1)	66	01/93→08/97	←	→ 1H-S-089450		11.0441-4808.2 250022	ATE
1.9 D	48	11/91→08/97	←	1H-T-028355→; - ABS 08/93→; → 1H-S-246940 10/96→; + ABS → 1H-T-028354		11.0441-4808.2 250022	ATE
2.0 2.0 GTI 16V 2.8 VR6 2.8 VR6 2.9 VR6 Syncro (1HX1)	85 110 120 128 140	11/91→08/97 08/92→08/97 08/95→09/97 01/92→08/97 10/94→08/97	←	05/96→ 1H-S-400001→; → 08/97 1H-S-400001→		11.0441-5409.2 250031	ATE
<b>Zubehörsatz, Bremssattel</b>							
1.4 1.4 1.6 1.9 SDI 1.9 TD,GTD	40 44 55 47 55	11/91→08/97 10/91→08/97 09/92→08/97 07/95→08/97 11/91→08/97	←	05/96→ 09/96; + ABS		24.0101-4301.2 260047	TRW
1.6 1.9 TDI 2.0 Syncro (1HX1)	74 81 85	07/95→08/97 04/96→08/97 08/95→08/97	←			24.0101-4301.2 260047	TRW
1.8 1.8	55 66	11/91→08/97 11/91→08/97	←	05/96→; + ABS → 1H-P-240000 1H-P-240001→; → 06/95		24.0101-4301.2 260047 24.0101-3601.2 260044	TRW TRW
1.9 D	48	11/91→08/97	←	05/96→ 09/96; + ABS 1H-S-246941→; → 07/95		24.0101-4301.2 260047	TRW
1.9 TDI 1.9 TDI Syncro (1HX1)	66 66	09/93→08/97 08/95→08/97	←	05/96→		24.0101-4301.2 260047	TRW
2.0	85	11/91→08/97	←	→ 04/96 → 1H-P-240000 1H-P-240001→; → 06/95		24.0101-4301.2 260047 24.0101-3601.2 260044	TRW TRW
2.0 GL	79	08/95→09/97	←	→ 08/97		24.0101-4301.2 260047	TRW
2.0 GTI 16V	110	08/92→08/97	←	→ 04/96		24.0101-4301.2 260047	TRW
2.8 VR6	120	08/95→09/97	←	→ 1H-S-399999 → 1H-P-240000 1H-P-240001→; → 08/97		24.0101-4301.2 260047 24.0101-3601.2 260044	TRW TRW
2.8 VR6	128	01/92→08/97	←	→ 1H-S-399999 1H-P-240001→ → 1H-P-240000		24.0101-4301.2 260047 24.0101-3601.2 260044	TRW TRW
2.9 VR6 Syncro (1HX1) ↓	140	10/94→08/97	→			24.0101-3601.2 260044	TRW



















	kw			 	! #		
<b>VW - GOLF III (1H1) 08/91→07/98</b>							
 <b>Bremsschlauch</b>							
1.4	40	11/91→08/97	←		2	24.5105-0442.3 331432	L= 442
1.6	55	09/92→08/97	→		2	83.7836-0135.3 330816	L= 135
1.8 Syncro (1HX1)	66	01/93→08/97	→				
1.9 SDI	47	07/95→08/97	→				
1.9 TD,GTD	55	11/91→08/97	→				
1.9 TDI Syncro (1HX1)	66	08/95→08/97	→				
2.0 Syncro (1HX1)	85	08/95→08/97	→				
Citystromer	20	11/94→08/97	→				
1.4	44	10/91→08/97	←	11/91→	2	24.5105-0442.3 331432	L= 442
			→	11/91→	2	83.7836-0135.3 330816	L= 135
1.6	74	07/95→08/97	←		2	24.5105-0442.3 331432	L= 442
1.8	55	11/91→08/97	→	am Bremssattel	2	24.5170-0161.3 331308	L= 161
1.8	66	11/91→08/97	→		2	83.7836-0135.3 330816	L= 135
1.9 TDI	81	04/96→08/97	→		2	83.7836-0135.3 330816	L= 135
1.9 D	48	11/91→08/97	←	08/93→ 07/95	2	24.5105-0442.3 331432	L= 442
			←		2	24.5105-0442.3 331432	L= 442
			→	08/93→ 07/95	2	83.7836-0135.3 330816	L= 135
			→		2	83.7836-0135.3 330816	L= 135
1.9 TDI	66	09/93→08/97	←	10/93→	2	24.5105-0442.3 331432	L= 442
			→	10/93→	2	83.7836-0135.3 330816	L= 135
2.0	85	11/91→08/97	→	am Bremssattel	2	24.5170-0161.3 331308	L= 161
2.0 GTI 16V	110	08/92→08/97	→		2	83.7836-0135.3 330816	L= 135
2.0 GL	79	08/95→09/97	←	→ 08/97	2	24.5105-0442.3 331432	L= 442
			→	am Bremssattel; → 08/97	2	24.5170-0161.3 331308	L= 161
			→	→ 08/97	2	83.7836-0135.3 330816	L= 135
2.8 VR6	120	08/95→09/97	←	→ 08/97	2	83.6232-0465.3 330736	L= 465
			→	am Bremssattel; → 08/97	2	24.5170-0161.3 331308	L= 161
			→	→ 08/97	2	83.7836-0135.3 330816	L= 135
2.8 VR6	128	01/92→08/97	←	→ 02/95	2	24.5105-0442.3 331432	L= 442
2.9 VR6 Syncro (1HX1)	140	10/94→08/97	←	03/95→	2	83.6232-0465.3 330736	L= 465
			→	am Bremssattel	2	24.5170-0161.3 331308	L= 161
			→		2	83.7836-0135.3 330816	L= 135
<b>VW - GOLF III Cabriolet (1E7) 07/93→05/98</b>							
 <b>Bremssattel</b>							
1.6	74	10/94→05/98	←	☐; 1E-V-000001→		24.3541-1609.5 240039	TRW Ø 54 - Halter
1.9 TDI	66	08/95→05/98	←	☐; 1E-V-000001→		24.3541-1610.5 240040	TRW Ø 54 - Halter
			←	☐; → 1E-T-030000		24.3541-1739.5 240223	TRW Ø 54 - Halter
			←	☐; → 1E-T-030000		24.3541-1740.5 240224	TRW Ø 54 - Halter
			→	☐; 04/98→; → 1E-X-014000		24.3384-1707.5 240171	TRW Ø 38 - Halter
			→	☐; 04/98→; → 1E-X-014000		24.3384-1708.5 240172	TRW Ø 38 - Halter
			→	☐; 1E-X-014001→		24.3384-1723.7 220523	TRW Ø 38 - Halter
			→	☐; 1E-X-014001→		24.3384-1724.7 220524	TRW Ø 38 - Halter
1.8	55	07/93→05/98	←	☐; 09/93→		24.3541-1739.5 240223	TRW Ø 54 - Halter
			←	☐; 09/93→		24.3541-1740.5 240224	TRW Ø 54 - Halter
			→	☐; 04/98→; → 1E-X-014000		24.3384-1707.5 240171	TRW Ø 38 - Halter
			→	☐; 04/98→; → 1E-X-014000		24.3384-1708.5 240172	TRW Ø 38 - Halter
			→	☐; 1E-X-014001→		24.3384-1723.7 220523	TRW Ø 38 - Halter
			→	☐; 1E-X-014001→		24.3384-1724.7 220524	TRW Ø 38 - Halter
1.8	66	07/93→05/98	←	☐; 1E-V-000001→		24.3541-1609.5 240039	TRW Ø 54 - Halter
2.0	85	07/93→05/98	←	☐; 1E-V-000001→		24.3541-1610.5 240040	TRW Ø 54 - Halter
			←	☐; 09/93→; → 1E-T-030000		24.3541-1739.5 240223	TRW Ø 54 - Halter
			←	☐; 09/93→; → 1E-T-030000		24.3541-1740.5 240224	TRW Ø 54 - Halter
			→	☐; 04/98→; → 1E-X-014000		24.3384-1707.5 240171	TRW Ø 38 - Halter
			→	☐; 04/98→; → 1E-X-014000		24.3384-1708.5 240172	TRW Ø 38 - Halter
			→	☐; 1E-X-014001→		24.3384-1723.7 220523	TRW Ø 38 - Halter
			→	☐; 1E-X-014001→		24.3384-1724.7 220524	TRW Ø 38 - Halter
↓							









	kw					! #		
<b>VW - GOLF III Cabriolet (1E7) 07/93→05/98</b>								
 <b>Bremssattel</b>								
1.9 TDI	81	07/96→05/98	←	☐; 09/96→	24.3541-1609.5	240039	TRW Ø 54 - Halter	
			←	☐; 09/96→	24.3541-1610.5	240040	TRW Ø 54 - Halter	
			→	☐; 09/96→; → 1E-X-014000	24.3384-1707.5	240171	TRW Ø 38 - Halter	
			→	☐; 09/96→; → 1E-X-014000	24.3384-1708.5	240172	TRW Ø 38 - Halter	
			→	☐; 1E-X-014001→	24.3384-1723.7	220523	TRW Ø 38 - Halter	
			→	☐; 1E-X-014001→	24.3384-1724.7	220524	TRW Ø 38 - Halter	
<b>Führungshülzensatz, Bremssattel</b>								
1.6	74	10/94→05/98	←	→ 1E-T-030000	11.0101-5403.2	260010	TRW	
1.9 TDI	66	08/95→05/98	←	1E-V-000001→	11.0101-5403.2	260010	TRW	
			→	04/98→; → 1E-X-014000	11.0101-5403.2	260010	TRW	
1.8	55	07/93→05/98	←	09/93→	11.0101-5403.2	260010	TRW	
			→	04/98→; → 1E-X-014000	11.0101-5403.2	260010	TRW	
1.8 2.0	66 85	07/93→05/98 07/93→05/98	←	1E-V-000001→	11.0101-5403.2	260010	TRW	
			←	09/93→; → 1E-T-030000	11.0101-5403.2	260010	TRW	
			→	04/98→; → 1E-X-014000	11.0101-5403.2	260010	TRW	
1.9 TDI	81	07/96→05/98	←	09/96→	11.0101-5403.2	260010	TRW	
			→	09/96→; → 1E-X-014000	11.0101-5403.2	260010	TRW	
<b>Zubehörsatz, Bremssattel</b>								
1.6	74	10/94→05/98	←	1E-V-000001→	24.0101-4301.2	260047	TRW	
1.8	66	07/93→05/98	←					
1.9 TDI	66	08/95→05/98	←					
2.0	85	07/93→05/98	←					
1.9 TDI	81	07/96→05/98	←	09/96→	24.0101-4301.2	260047	TRW	
 <b>Bremsschlauch</b>								
1.6	74	10/94→05/98	←		2	24.5105-0442.3	331432	L= 442
1.9 TDI	66	08/95→05/98	→		2	83.7836-0135.3	330816	L= 135
			→		2	83.7836-0135.3	330816	L= 135
1.8	55	07/93→05/98	←	09/93→	2	24.5105-0442.3	331432	L= 442
1.8	66	07/93→05/98	→	09/93→	2	83.7836-0135.3	330816	L= 135
			→		2	83.7836-0135.3	330816	L= 135
1.9 TDI	81	07/96→05/98	←	09/96→	2	24.5105-0442.3	331432	L= 442
			→	am Bremssattel; 09/96→; → 1E-X-016000	2	24.5170-0161.3	331308	L= 161
			→	09/96→; → 1E-X-016000	2	83.7836-0135.3	330816	L= 135
			→	1E-X-016001→	2	83.7836-0135.3	330816	L= 135
2.0	85	07/93→05/98	←	09/93→	2	24.5105-0442.3	331432	L= 442
			→	am Bremssattel; 09/93→; → 1E-X-016000	2	24.5170-0161.3	331308	L= 161
			→	09/93→; → 1E-X-016000	2	83.7836-0135.3	330816	L= 135
			→	1E-X-016001→	2	83.7836-0135.3	330816	L= 135
<b>VW - GOLF III Van (1H1) 08/91→12/97</b>								
 <b>Bremssattel</b>								
1.8	66	08/91→12/97	←	☐; 05/96→ 08/97; + ABS; nicht für Bremssattelfarbe: rot	24.3541-1609.5	240039	TRW Ø 54 - Halter	
			←	☐; 05/96→ 08/97; + ABS; nicht für Bremssattelfarbe: rot	24.3541-1610.5	240040	TRW Ø 54 - Halter	
			←	☐; 1H-S-246941→; → 08/97; Vollautomatik; - ABS	24.3541-1739.5	240223	TRW Ø 54 - Halter	
			←	☐; 1H-S-246941→; → 08/97; Vollautomatik; - ABS	24.3541-1740.5	240224	TRW Ø 54 - Halter	
<b>Führungshülzensatz, Bremssattel</b>								
1.8	66	08/91→12/97	←	11/91→; → 1H-T-028354; Schaltgetriebe	11.0101-4801.2	260006	ATE	
			←	11/91→; → 1H-S-246940; Vollautomatik	11.0101-4801.2	260006	ATE	
			←	1H-T-028355→; → 08/97; Schaltgetriebe; - ABS	11.0101-4801.2	260006	ATE	
			←	05/96→ 08/97; + ABS	11.0101-5403.2	260010	TRW	
			←	1H-S-246941→; → 08/97; Vollautomatik; - ABS	11.0101-5403.2	260010	TRW	
↓								











	kw					! #		
<b>VW - GOLF III Van (1H1) 08/91→12/97</b>								
<b>Führungshülzensatz, Bremssattel</b>								
1.8	66	08/91→12/97	←	11/91→; → 1H-S-246940; Vollautomatik		24.0102-4801.2	260085	ATE
			←	1H-T-028355→; → 08/97; Schaltgetriebe; - ABS		24.0102-4801.2	260085	ATE
			←	11/91→; → 1H-T-028354; Schaltgetriebe		24.0102-4801.2	260085	ATE
<b>Dichtungssatz, Bremssattel</b>								
1.8	66	08/91→12/97	←	1H-T-028355→; → 08/97; Schaltgetriebe; - ABS		11.0441-4808.2	250022	ATE
			←	11/91→; → 1H-T-028354; Schaltgetriebe		11.0441-4808.2	250022	ATE
			←	11/91→; → 1H-S-246940; Vollautomatik		11.0441-4808.2	250022	ATE
<b>Zubehörsatz, Bremssattel</b>								
1.8	66	08/91→12/97	←	05/96→ 08/97; + ABS		24.0101-4301.2	260047	TRW
<b>Bremsschlauch</b>								
1.8	66	08/91→12/97	←	11/91→ 08/97	2	24.5105-0442.3	331432	L= 442
			→	11/91→ 08/97	2	83.7836-0135.3	330816	L= 135
<b>VW - GOLF III Variant (1H5) 07/93→04/99</b>								
<b>Bremssattel</b>								
1.4	40	07/93→04/99	←	☐; 05/96→ 09/96; + ABS		24.3541-1609.5	240039	TRW Ø 54 - Halter
1.4	44	07/93→04/99	←	☐; 05/96→ 09/96; + ABS		24.3541-1610.5	240040	TRW Ø 54 - Halter
1.6	74	07/94→04/99	←	☐		24.3541-1739.5	240223	TRW Ø 54 - Halter
			←	☐		24.3541-1740.5	240224	TRW Ø 54 - Halter
1.8	55	07/93→04/99	←	☐; 05/96→; + ABS		24.3541-1609.5	240039	TRW Ø 54 - Halter
1.8	66	07/93→04/99	←	☐; 05/96→; + ABS		24.3541-1610.5	240040	TRW Ø 54 - Halter
1.9 TDI	66	03/94→04/99	←	☐; → 04/96		24.3541-1739.5	240223	TRW Ø 54 - Halter
			←	☐; 05/96→; - ABS		24.3541-1739.5	240223	TRW Ø 54 - Halter
			←	☐; → 04/96		24.3541-1740.5	240224	TRW Ø 54 - Halter
			←	☐; 05/96→; - ABS		24.3541-1740.5	240224	TRW Ø 54 - Halter
1.8 Syncro	66	10/94→04/99	←	☐; 1H-TD365210→		24.3541-1609.5	240039	TRW Ø 54 - Halter
			←	☐; 1H-TD365210→		24.3541-1610.5	240040	TRW Ø 54 - Halter
			←	☐; 1H-SW369001→ 1H-TD365209		24.3541-1739.5	240223	TRW Ø 54 - Halter
			←	☐; 1H-SW369001→ 1H-TD365209		24.3541-1740.5	240224	TRW Ø 54 - Halter
1.9 D	48	07/93→04/99	←	☐; 05/96→ 09/96; + ABS		24.3541-1609.5	240039	TRW Ø 54 - Halter
1.9 SDI	47	07/95→04/99	←	☐; 05/96→ 09/96; + ABS		24.3541-1610.5	240040	TRW Ø 54 - Halter
1.9 TD	55	07/93→04/99	←	☐; → 04/96		24.3541-1739.5	240223	TRW Ø 54 - Halter
			←	☐; 05/96→; - ABS		24.3541-1739.5	240223	TRW Ø 54 - Halter
			←	☐; → 04/96		24.3541-1740.5	240224	TRW Ø 54 - Halter
			←	☐; 05/96→; - ABS		24.3541-1740.5	240224	TRW Ø 54 - Halter
1.9 TDI	81	04/96→04/99	←	☐		24.3541-1609.5	240039	TRW Ø 54 - Halter
1.9 TDI Syncro	66	07/95→04/99	←	☐		24.3541-1610.5	240040	TRW Ø 54 - Halter
2.0	79	08/95→04/96	←	☐		24.3541-1610.5	240040	TRW Ø 54 - Halter
2.0	85	07/93→04/99						
2.0 Syncro	85	08/95→04/99						
2.9 VR6 Syncro	140	10/94→04/99	←	☐; 07/95→		24.3541-8523.5	240551	ATE Ø 54 - Halter
			←	☐; 07/95→		24.3541-8524.5	240552	ATE Ø 54 - Halter
			→	☐; 07/95→		24.3384-1707.5	240171	TRW Ø 38 - Halter
			→	☐; 07/95→		24.3384-1708.5	240172	TRW Ø 38 - Halter
<b>Halter, Bremssattel</b>								
2.9 VR6 Syncro	140	10/94→04/99	←	07/95→	2	11.8170-0306.1	260102	ATE
<b>Feder, Bremssattel</b>								
2.9 VR6 Syncro	140	10/94→04/99	←	07/95→	2	11.8116-0143.1	390513	ATE
<b>Führungshülzensatz, Bremssattel</b>								
1.4	40	07/93→04/99	←	1H-TB015954→; → 04/96		11.0101-4801.2	260006	ATE
1.4	44	07/93→04/99	←	→ 1H-TB015953		24.0102-4801.2	260085	ATE
			←	→ 1H-TB015953		11.0101-4801.2	260006	ATE

	kw			 	! #		
<b>VW - GOLF III Variant (1H5) 07/93→04/99</b>							
<b>Führungshülzensatz, Bremssattel</b>							
1.4	40	07/93→04/99	←	→ 1H-TB015953		24.0102-4801.2 260085	ATE
1.4	44	07/93→04/99	←	10/96→; + ABS		11.0101-4801.2 260006	ATE
			←	05/96→; - ABS		24.0102-4801.2 260085	ATE
			←	05/96→; - ABS		11.0101-4801.2 260006	ATE
			←	05/96→ 09/96; + ABS		24.0102-4801.2 260085	ATE
			←	05/96→ 09/96; + ABS		11.0101-5403.2 260010	TRW
1.6	74	07/94→04/99	←			11.0101-5403.2 260010	TRW
1.9 TDI	81	04/96→04/99	←				
1.9 TDI Syncro	66	07/95→04/99	←				
2.0	79	08/95→04/96	←				
2.0	85	07/93→04/99	←				
2.0 Syncro	85	08/95→04/99	←				
1.8	55	07/93→04/99	←	05/96→; + ABS		11.0101-5403.2 260010	TRW
1.8	66	07/93→04/99	←	05/96→; - ABS		11.0101-5403.2 260010	TRW
1.9 TDI	66	03/94→04/99	←	→ 04/96		11.0101-5403.2 260010	TRW
1.8 Syncro	66	10/94→04/99	←	→ 1H-SW369000		11.0101-4801.2 260006	ATE
			←	1H-SW369001→ 1H-TD365209		24.0102-4801.2 260085	ATE
			←	1H-TD365210→		11.0101-5403.2 260010	TRW
1.9 D	48	07/93→04/99	←	10/96→; + ABS		11.0101-4801.2 260006	ATE
1.9 SDI	47	07/95→04/99	←			24.0102-4801.2 260085	ATE
1.9 TD	55	07/93→04/99	←	05/96→ 09/96; + ABS		11.0101-5403.2 260010	TRW
			←	05/96→; - ABS		11.0101-5403.2 260010	TRW
			←	→ 04/96		11.0101-5403.2 260010	TRW
2.9 VR6 Syncro	140	10/94→04/99	←	07/95→		11.0101-5409.2 260035	ATE
			→	07/95→		11.0101-5403.2 260010	TRW
<b>Führungsbolzen, Bremssattel</b>							
2.9 VR6 Syncro	140	10/94→04/99	←	07/95→		11.8171-0008.1 990049	ATE
<b>Dichtungssatz, Bremssattel</b>							
1.4	40	07/93→04/99	←	1H-TB015954→; → 04/96		11.0441-4808.2 250022	ATE
1.4	44	07/93→04/99	←	→ 1H-TB015953		11.0441-4808.2 250022	ATE
			←	10/96→; + ABS		11.0441-4808.2 250022	ATE
			←	05/96→; - ABS		11.0441-4808.2 250022	ATE
1.8 Syncro	66	10/94→04/99	←	→ 1H-SW369000		11.0441-4808.2 250022	ATE
1.9 D	48	07/93→04/99	←	10/96→; + ABS		11.0441-4808.2 250022	ATE
1.9 SDI	47	07/95→04/99	←				
1.9 TD	55	07/93→04/99	←				
2.9 VR6 Syncro	140	10/94→04/99	←	07/95→		11.0441-5409.2 250031	ATE
<b>Zubehörsatz, Bremssattel</b>							
1.4	40	07/93→04/99	←	05/96→ 09/96; + ABS		24.0101-4301.2 260047	TRW
1.4	44	07/93→04/99	←				
1.9 D	48	07/93→04/99	←				
1.9 SDI	47	07/95→04/99	←				
1.9 TD	55	07/93→04/99	←				
1.8	55	07/93→04/99	←	05/96→; + ABS		24.0101-4301.2 260047	TRW
1.8	66	07/93→04/99	←				
1.9 TDI	66	03/94→04/99	←				
1.8 Syncro	66	10/94→04/99	←	1H-TD365210→		24.0101-4301.2 260047	TRW
1.9 TDI	81	04/96→04/99	←			24.0101-4301.2 260047	TRW
1.9 TDI Syncro	66	07/95→04/99	←				
2.0	79	08/95→04/96	←				
2.0	85	07/93→04/99	←				
2.0 Syncro	85	08/95→04/99	←				
2.9 VR6 Syncro	140	10/94→04/99	→	07/95→		24.0101-3601.2 260044	TRW
<b>Bremsschlauch</b>							
1.4	40	07/93→04/99	←		2	24.5105-0442.3 331432	L= 442
1.4	44	07/93→04/99	←				
1.6	74	07/94→04/99	→		2	83.7836-0135.3 330816	L= 135
1.8	55	07/93→04/99	←				
1.8	66	07/93→04/99	←				
1.8 Syncro	66	10/94→04/99	←				
1.9 D	48	07/93→04/99	←				
1.9 SDI	47	07/95→04/99	←				
↓							









	kw			 	! #			
<b>VW - GOLF III Variant (1H5) 07/93→04/99</b>								
 <b>Bremsschlauch</b>								
1.9 TD	55	07/93→04/99	←		2	24.5105-0442.3 331432	L= 442	
1.9 TDI	66	03/94→04/99	→		2	83.7836-0135.3 330816	L= 135	
1.9 TDI	81	04/96→04/99						
1.9 TDI Syncro	66	07/95→04/99						
2.0	79	08/95→04/96						
2.0	85	07/93→04/99						
2.0 Syncro	85	08/95→04/99						
2.9 VR6 Syncro	140	10/94→04/99	←	07/95→	2	83.6232-0465.3 330736	L= 465	
			→	am Bremssattel; 07/95→	2	24.5170-0161.3 331308	L= 161	
			→	07/95→	2	83.7836-0135.3 330816	L= 135	
<b>VW - GOLF IV (1J1) 08/97→06/05</b>								
 <b>Bremssattel</b>								
1.4 16V	55	08/97→06/05	←	☐; 10/97→ 10/03; +PR 1LR,1LS,1LQ,1ZF / 1ZM		11.9541-9549.2 220575	ATE Ø 54 - Halter	
1.6	74	08/97→05/04	←	☐; 10/97→ 10/03; +PR 1LR,1LS,1LQ,1ZF / 1ZM		11.9541-9550.2 220576	ATE Ø 54 - Halter	
1.8	92	08/97→06/05						
1.8 T	110	08/97→06/05						
1.9 SDI	50	08/97→06/05						
1.9 TDI	81	08/97→05/04		→	☐; 10/97→; → 1J-Y-238580; +PR 1KK,1KS,1KV / 1KQ,1KW		24.3384-1723.7 220523	TRW Ø 38 - Halter
				→	☐; 10/97→; → 1J-Y-238580; +PR 1KK,1KS,1KV / 1KQ,1KW		24.3384-1724.7 220524	TRW Ø 38 - Halter
				→	☐; 1J-Y-238581→; → 10/03; +PR 1KK,1KS,1KV / 1KQ,1KW		24.3384-1729.5 240816	TRW Ø 38 - Halter
				→	☐; 1J-Y-238581→; → 10/03; +PR 1KK,1KS,1KV / 1KQ,1KW		24.3384-1730.5 240817	TRW Ø 38 - Halter
			→	☐; 10/97→ 10/03; +PR 1KY		24.3384-1745.7 220609	TRW Ø 38 - Halter	
1.6	74	02/01→06/01	←	☐; +PR 1LR,1LS,1LQ,1ZF / 1ZM		11.9541-9549.2 220575	ATE Ø 54 - Halter	
			←	☐; +PR 1LR,1LS,1LQ,1ZF / 1ZM		11.9541-9550.2 220576	ATE Ø 54 - Halter	
			→	☐; → 1J-Y-238580; +PR 1KK,1KS,1KV / 1KQ,1KW		24.3384-1723.7 220523	TRW Ø 38 - Halter	
			→	☐; → 1J-Y-238580; +PR 1KK,1KS,1KV / 1KQ,1KW		24.3384-1724.7 220524	TRW Ø 38 - Halter	
			→	☐; 1J-Y-238581→; → 10/03; +PR 1KK,1KS,1KV / 1KQ,1KW		24.3384-1729.5 240816	TRW Ø 38 - Halter	
			→	☐; 1J-Y-238581→; → 10/03; +PR 1KK,1KS,1KV / 1KQ,1KW		24.3384-1730.5 240817	TRW Ø 38 - Halter	
			→	☐; +PR 1KY		24.3384-1745.7 220609	TRW Ø 38 - Halter	
1.6	75	08/00→06/05	←	☐; → 10/03; +PR 1LR,1LS,1LQ,1ZF / 1ZM		11.9541-9549.2 220575	ATE Ø 54 - Halter	
1.6	78	08/03→06/05	←	☐; → 10/03; +PR 1LR,1LS,1LQ,1ZF / 1ZM		11.9541-9550.2 220576	ATE Ø 54 - Halter	
1.6 16V	77	02/00→06/05						
				→	☐; → 1J-Y-238580; +PR 1KK,1KS,1KV / 1KQ,1KW		24.3384-1723.7 220523	TRW Ø 38 - Halter
				→	☐; → 1J-Y-238580; +PR 1KK,1KS,1KV / 1KQ,1KW		24.3384-1724.7 220524	TRW Ø 38 - Halter
				→	☐; 1J-Y-238581→; → 10/03; +PR 1KK,1KS,1KV / 1KQ,1KW		24.3384-1729.5 240816	TRW Ø 38 - Halter
				→	☐; 1J-Y-238581→; → 10/03; +PR 1KK,1KS,1KV / 1KQ,1KW		24.3384-1730.5 240817	TRW Ø 38 - Halter
				→	☐; → 10/03; +PR 1KY		24.3384-1745.7 220609	TRW Ø 38 - Halter
				→	☐; → 10/03; +PR 1KY		24.3384-1745.7 220609	TRW Ø 38 - Halter
1.6 FSI	81	01/02→06/05	←	☐; → 10/03; +PR 1LR,1LS,1LQ,1ZF / 1ZM		11.9541-9549.2 220575	ATE Ø 54 - Halter	
			←	☐; → 10/03; +PR 1LR,1LS,1LQ,1ZF / 1ZM		11.9541-9550.2 220576	ATE Ø 54 - Halter	
			→	☐; → 10/03; +PR 1KK,1KS,1KV / 1KQ,1KW		24.3384-1729.5 240816	TRW Ø 38 - Halter	
			→	☐; → 10/03; +PR 1KK,1KS,1KV / 1KQ,1KW		24.3384-1730.5 240817	TRW Ø 38 - Halter	
			→	☐; → 10/03; +PR 1KY		24.3384-1745.7 220609	TRW Ø 38 - Halter	
1.8 4motion	92	05/98→06/05	←	☐; 07/98→ 10/03; +PR 1LR,1LS,1LQ,1ZF / 1ZM		11.9541-9549.2 220575	ATE Ø 54 - Halter	
			←	☐; 07/98→ 10/03; +PR 1LR,1LS,1LQ,1ZF / 1ZM		11.9541-9550.2 220576	ATE Ø 54 - Halter	
			→	☐; 07/98→ 10/03; +PR 1KE		24.3414-1705.7 220549	TRW Ø 41 - Halter	
			→	☐; 07/98→ 10/03; +PR 1KE		24.3414-1706.7 220550	TRW Ø 41 - Halter	
1.8 T GTI	132	08/01→06/05	←	☐; → 10/03		11.9541-9595.2 220501	ATE Ø 54 - Halter	
			←	☐; → 10/03		11.9541-9596.2 220502	ATE Ø 54 - Halter	
↓								

	kw			 	! #		
<b>VW - GOLF IV (1J1) 08/97→06/05</b>							
 <b>Bremssattel</b>							
1.9 TDI	66	10/97→05/04	←	☐; → 06/01; +PR 1LR,1LS,1LQ,1ZF / 1ZM	11.9541-9549.2	220575	ATE Ø 54 - Halter
			←	☐; → 06/01; +PR 1LR,1LS,1LQ,1ZF / 1ZM	11.9541-9550.2	220576	ATE Ø 54 - Halter
			→	☐; → 1J-Y-238580; +PR 1KK,1KS,1KV / 1KQ,1KW	24.3384-1723.7	220523	TRW Ø 38 - Halter
			→	☐; → 1J-Y-238580; +PR 1KK,1KS,1KV / 1KQ,1KW	24.3384-1724.7	220524	TRW Ø 38 - Halter
			→	☐; 1J-Y-238581→; → 06/01; +PR 1KK,1KS,1KV / 1KQ,1KW	24.3384-1729.5	240816	TRW Ø 38 - Halter
			→	☐; 1J-Y-238581→; → 06/01; +PR 1KK,1KS,1KV / 1KQ,1KW	24.3384-1730.5	240817	TRW Ø 38 - Halter
			→	☐; → 06/01; +PR 1KY	24.3384-1745.7	220609	TRW Ø 38 - Halter
1.9 TDI	74	09/00→06/05	←	☐; +PR 1LR,1LS,1LQ,1ZF / 1ZM	11.9541-9549.2	220575	ATE Ø 54 - Halter
			←	☐; +PR 1LR,1LS,1LQ,1ZF / 1ZM	11.9541-9550.2	220576	ATE Ø 54 - Halter
			→	☐; +PR 1KK,1KS,1KV / 1KQ,1KW	24.3384-1729.5	240816	TRW Ø 38 - Halter
			→	☐; +PR 1KK,1KS,1KV / 1KQ,1KW	24.3384-1730.5	240817	TRW Ø 38 - Halter
			→	☐; +PR 1KY	24.3384-1745.7	220609	TRW Ø 38 - Halter
1.9 TDI	85	12/98→06/01	←	☐; 05/99→; +PR 1LR,1LS,1LQ,1ZF / 1ZM	11.9541-9549.2	220575	ATE Ø 54 - Halter
			←	☐; 05/99→; +PR 1LR,1LS,1LQ,1ZF / 1ZM	11.9541-9550.2	220576	ATE Ø 54 - Halter
			→	☐; 05/99→; → 1J-Y-238580; +PR 1KK,1KS,1KV / 1KQ,1KW	24.3384-1723.7	220523	TRW Ø 38 - Halter
			→	☐; 05/99→; → 1J-Y-238580; +PR 1KK,1KS,1KV / 1KQ,1KW	24.3384-1724.7	220524	TRW Ø 38 - Halter
			→	☐; 1J-Y-238581→; +PR 1KK,1KS,1KV / 1KQ,1KW	24.3384-1729.5	240816	TRW Ø 38 - Halter
			→	☐; 1J-Y-238581→; +PR 1KK,1KS,1KV / 1KQ,1KW	24.3384-1730.5	240817	TRW Ø 38 - Halter
			→	☐; 05/99→; +PR 1KY	24.3384-1745.7	220609	TRW Ø 38 - Halter
1.9 TDI	96	11/00→06/05	←	☐; 04/01→ 10/03; +PR 1LE,1LN,1ZE,1ZH	24.3541-8523.5	240551	ATE Ø 54 - Halter
			←	☐; 04/01→ 10/03; +PR 1LE,1LN,1ZE,1ZH	24.3541-8524.5	240552	ATE Ø 54 - Halter
			→	☐; 04/01→ 10/03; +PR 1KK,1KS,1KV / 1KQ,1KW	24.3384-1729.5	240816	TRW Ø 38 - Halter
			→	☐; 04/01→ 10/03; +PR 1KK,1KS,1KV / 1KQ,1KW	24.3384-1730.5	240817	TRW Ø 38 - Halter
			→	☐; 04/01→ 10/03; +PR 1KY	24.3384-1745.7	220609	TRW Ø 38 - Halter
1.9 TDI	110	05/00→06/05	←	☐; 09/00→ 10/03; +PR 1LE,1LN,1ZE,1ZH	24.3541-8523.5	240551	ATE Ø 54 - Halter
			←	☐; 09/00→ 10/03; +PR 1LE,1LN,1ZE,1ZH	24.3541-8524.5	240552	ATE Ø 54 - Halter
			→	☐; 09/00→ 10/03; +PR 1KK,1KS,1KV / 1KQ,1KW	24.3384-1729.5	240816	TRW Ø 38 - Halter
			→	☐; 09/00→ 10/03; +PR 1KK,1KS,1KV / 1KQ,1KW	24.3384-1730.5	240817	TRW Ø 38 - Halter
			→	☐; 09/00→ 10/03; +PR 1KY	24.3384-1745.7	220609	TRW Ø 38 - Halter
1.9 TDI 4motion	66	07/98→04/02	←	☐; → 06/01; +PR 1LR,1LS,1LQ,1ZF / 1ZM	11.9541-9549.2	220575	ATE Ø 54 - Halter
			←	☐; → 06/01; +PR 1LR,1LS,1LQ,1ZF / 1ZM	11.9541-9550.2	220576	ATE Ø 54 - Halter
			→	☐; → 06/01; +PR 1KE	24.3414-1705.7	220549	TRW Ø 41 - Halter
			→	☐; → 06/01; +PR 1KE	24.3414-1706.7	220550	TRW Ø 41 - Halter
1.9 TDI 4motion	74	09/00→06/05	←	☐; +PR 1LR,1LS,1LQ,1ZF / 1ZM	11.9541-9549.2	220575	ATE Ø 54 - Halter
			←	☐; +PR 1LR,1LS,1LQ,1ZF / 1ZM	11.9541-9550.2	220576	ATE Ø 54 - Halter
			→	☐; +PR 1KE	24.3414-1705.7	220549	TRW Ø 41 - Halter
			→	☐; +PR 1KE	24.3414-1706.7	220550	TRW Ø 41 - Halter
1.9 TDI 4motion	85	09/99→06/01	←	☐; 11/99→; +PR 1LR,1LS,1LQ,1ZF / 1ZM	11.9541-9549.2	220575	ATE Ø 54 - Halter
			←	☐; 11/99→; +PR 1LR,1LS,1LQ,1ZF / 1ZM	11.9541-9550.2	220576	ATE Ø 54 - Halter
			→	☐; 11/99→; +PR 1KE	24.3414-1705.7	220549	TRW Ø 41 - Halter
			→	☐; 11/99→; +PR 1KE	24.3414-1706.7	220550	TRW Ø 41 - Halter
↓							

















	kw			 	! #		
<b>VW - GOLF IV (1J1) 08/97→06/05</b>							
 <b>Bremssattel</b>							
1.9 TDI 4motion	96	11/00→06/05	←	☐; 04/01→ 10/03; +PR 1LE,1LN,1ZE,1ZH	24.3541-8523.5	240551	ATE Ø 54 - Halter
			←	☐; 04/01→ 10/03; +PR 1LE,1LN,1ZE,1ZH	24.3541-8524.5	240552	ATE Ø 54 - Halter
			→	☐; 04/01→ 10/03; +PR 1KE	24.3414-1705.7	220549	TRW Ø 41 - Halter
			→	☐; 04/01→ 10/03; +PR 1KE	24.3414-1706.7	220550	TRW Ø 41 - Halter
1.9 TDI 4motion	110	02/00→06/05	←	☐; 09/00→ 10/03; +PR 1LE,1LN,1ZE,1ZH	24.3541-8523.5	240551	ATE Ø 54 - Halter
			←	☐; 09/00→ 10/03; +PR 1LE,1LN,1ZE,1ZH	24.3541-8524.5	240552	ATE Ø 54 - Halter
			→	☐; 09/00→ 10/03; +PR 1KE	24.3414-1705.7	220549	TRW Ø 41 - Halter
			→	☐; 09/00→ 10/03; +PR 1KE	24.3414-1706.7	220550	TRW Ø 41 - Halter
2.0	85	07/98→05/04	←	☐; 08/98→ 10/03; +PR 1LR,1LS,1LQ,1ZF / 1ZM	11.9541-9549.2	220575	ATE Ø 54 - Halter
			←	☐; 08/98→ 10/03; +PR 1LR,1LS,1LQ,1ZF / 1ZM	11.9541-9550.2	220576	ATE Ø 54 - Halter
			→	☐; 08/98→; → 1J-Y-238580; +PR 1KK,1KS,1KV / 1KQ,1KW	24.3384-1723.7	220523	TRW Ø 38 - Halter
			→	☐; 08/98→; → 1J-Y-238580; +PR 1KK,1KS,1KV / 1KQ,1KW	24.3384-1724.7	220524	TRW Ø 38 - Halter
			→	☐; 1J-Y-238581→; → 10/03; +PR 1KK,1KS,1KV / 1KQ,1KW	24.3384-1729.5	240816	TRW Ø 38 - Halter
			→	☐; 1J-Y-238581→; → 10/03; +PR 1KK,1KS,1KV / 1KQ,1KW	24.3384-1730.5	240817	TRW Ø 38 - Halter
			→	☐; 08/98→ 10/03; +PR 1KY	24.3384-1745.7	220609	TRW Ø 38 - Halter
2.0 4motion	85	10/00→06/05	←	☐; → 10/03; +PR 1LR,1LS,1LQ,1ZF / 1ZM	11.9541-9549.2	220575	ATE Ø 54 - Halter
			←	☐; → 10/03; +PR 1LR,1LS,1LQ,1ZF / 1ZM	11.9541-9550.2	220576	ATE Ø 54 - Halter
			→	☐; → 10/03; +PR 1KE	24.3414-1705.7	220549	TRW Ø 41 - Halter
			→	☐; → 10/03; +PR 1KE	24.3414-1706.7	220550	TRW Ø 41 - Halter
2.3 V5	110	08/97→10/00	←	☐; 10/97→; → 1J-YB115040; +PR 1LJ,1ZQ	11.9541-9595.2	220501	ATE Ø 54 - Halter
			←	☐; 1J-2-315309→; +PR 1LJ,1ZQ	11.9541-9595.2	220501	ATE Ø 54 - Halter
			←	☐; 1J-Y-115041→ 1J-2-315308; +PR 1LJ,1ZQ	11.9541-9595.2	220501	ATE Ø 54 - Halter
			←	☐; 1J-2-315309→; +PR 1LJ,1ZQ	11.9541-9596.2	220502	ATE Ø 54 - Halter
			←	☐; 10/97→; → 1J-YB115040; +PR 1LJ,1ZQ	11.9541-9596.2	220502	ATE Ø 54 - Halter
			←	☐; 1J-Y-115041→ 1J-2-315308; +PR 1LJ,1ZQ	11.9541-9596.2	220502	ATE Ø 54 - Halter
			←	☐; 10/97→; +PR 1LE,1LN,1ZE,1ZH	24.3541-8523.5	240551	ATE Ø 54 - Halter
			←	☐; 10/97→; +PR 1LE,1LN,1ZE,1ZH	24.3541-8524.5	240552	ATE Ø 54 - Halter
			→	☐; 10/97→; → 1J-Y-238580; +PR 1KK,1KS,1KV / 1KQ,1KW	24.3384-1723.7	220523	TRW Ø 38 - Halter
			→	☐; 10/97→; → 1J-Y-238580; +PR 1KK,1KS,1KV / 1KQ,1KW	24.3384-1724.7	220524	TRW Ø 38 - Halter
			→	☐; 1J-Y-238581→; +PR 1KK,1KS,1KV / 1KQ,1KW	24.3384-1729.5	240816	TRW Ø 38 - Halter
			→	☐; 1J-Y-238581→; +PR 1KK,1KS,1KV / 1KQ,1KW	24.3384-1730.5	240817	TRW Ø 38 - Halter
→	☐; 10/97→; +PR 1KY	24.3384-1745.7	220609	TRW Ø 38 - Halter			
2.3 V5	125	10/00→06/05	←	☐; → 1J-YB115040; +PR 1LJ,1ZQ	11.9541-9595.2	220501	ATE Ø 54 - Halter
			←	☐; 1J-2-315309→; → 10/03; +PR 1LJ,1ZQ	11.9541-9595.2	220501	ATE Ø 54 - Halter
			←	☐; 1J-Y-115041→ 1J-2-315308; +PR 1LJ,1ZQ	11.9541-9595.2	220501	ATE Ø 54 - Halter
			←	☐; 1J-2-315309→; → 10/03; +PR 1LJ,1ZQ	11.9541-9596.2	220502	ATE Ø 54 - Halter
			←	☐; 1J-Y-115041→ 1J-2-315308; +PR 1LJ,1ZQ	11.9541-9596.2	220502	ATE Ø 54 - Halter
			←	☐; → 1J-YB115040; +PR 1LJ,1ZQ	11.9541-9596.2	220502	ATE Ø 54 - Halter
			←	☐; → 10/03; +PR 1LE,1LN,1ZE,1ZH	24.3541-8523.5	240551	ATE Ø 54 - Halter
			←	☐; → 10/03; +PR 1LE,1LN,1ZE,1ZH	24.3541-8524.5	240552	ATE Ø 54 - Halter
			→	☐; → 1J-Y-238580; +PR 1KK,1KS,1KV / 1KQ,1KW	24.3384-1723.7	220523	TRW Ø 38 - Halter



























	kw			 	! #			
<b>VW - GOLF IV (1J1) 08/97→06/05</b>								
<b> Bremssattel</b>								
2.3 V5	125	10/00→06/05	➔	☐; → 1J-Y-238580; +PR 1KK,1KS,1KV / 1KQ,1KW		24.3384-1724.7	220524	TRW Ø 38 - Halter
			➔	☐; 1J-Y-238581→; → 10/03; +PR 1KK,1KS,1KV / 1KQ,1KW		24.3384-1729.5	240816	TRW Ø 38 - Halter
			➔	☐; 1J-Y-238581→; → 10/03; +PR 1KK,1KS,1KV / 1KQ,1KW		24.3384-1730.5	240817	TRW Ø 38 - Halter
			➔	☐; → 10/03; +PR 1KY		24.3384-1745.7	220609	TRW Ø 38 - Halter
2.3 V5 4motion	110	12/98→10/00	←	☐; 1J-2-315309→; +PR 1LJ,1ZQ		11.9541-9595.2	220501	ATE Ø 54 - Halter
			←	☐; 1J-Y-115041→ 1J-2-315308; +PR 1LJ,1ZQ		11.9541-9595.2	220501	ATE Ø 54 - Halter
			←	☐; → 1J-YB115040; +PR 1LJ,1ZQ		11.9541-9595.2	220501	ATE Ø 54 - Halter
			←	☐; 1J-2-315309→; +PR 1LJ,1ZQ		11.9541-9596.2	220502	ATE Ø 54 - Halter
			←	☐; → 1J-YB115040; +PR 1LJ,1ZQ		11.9541-9596.2	220502	ATE Ø 54 - Halter
			←	☐; 1J-Y-115041→ 1J-2-315308; +PR 1LJ,1ZQ		11.9541-9596.2	220502	ATE Ø 54 - Halter
			←	☐; +PR 1LE,1LN,1ZE,1ZH		24.3541-8523.5	240551	ATE Ø 54 - Halter
			←	☐; +PR 1LE,1LN,1ZE,1ZH		24.3541-8524.5	240552	ATE Ø 54 - Halter
			➔	☐; +PR 1KE		24.3414-1705.7	220549	TRW Ø 41 - Halter
			➔	☐; +PR 1KE		24.3414-1706.7	220550	TRW Ø 41 - Halter
2.3 V5 4motion	125	10/00→06/05	←	☐; 1J-2-315309→; → 10/03; +PR 1LJ,1ZQ		11.9541-9595.2	220501	ATE Ø 54 - Halter
			←	☐; → 1J-YB115040; +PR 1LJ,1ZQ		11.9541-9595.2	220501	ATE Ø 54 - Halter
			←	☐; 1J-Y-115041→ 1J-2-315308; +PR 1LJ,1ZQ		11.9541-9595.2	220501	ATE Ø 54 - Halter
			←	☐; 1J-2-315309→; → 10/03; +PR 1LJ,1ZQ		11.9541-9596.2	220502	ATE Ø 54 - Halter
			←	☐; → 1J-YB115040; +PR 1LJ,1ZQ		11.9541-9596.2	220502	ATE Ø 54 - Halter
			←	☐; 1J-Y-115041→ 1J-2-315308; +PR 1LJ,1ZQ		11.9541-9596.2	220502	ATE Ø 54 - Halter
			←	☐; → 10/03; +PR 1LE,1LN,1ZE,1ZH		24.3541-8523.5	240551	ATE Ø 54 - Halter
			←	☐; → 10/03; +PR 1LE,1LN,1ZE,1ZH		24.3541-8524.5	240552	ATE Ø 54 - Halter
			➔	☐; → 10/03; +PR 1KE		24.3414-1705.7	220549	TRW Ø 41 - Halter
			➔	☐; → 10/03; +PR 1KE		24.3414-1706.7	220550	TRW Ø 41 - Halter
2.8 V6 4motion	150	03/99→06/05	←	☐; 1J-2-315309→; → 10/03; +PR 1LJ,1ZQ		11.9541-9595.2	220501	ATE Ø 54 - Halter
			←	☐; 1J-Y-115041→ 1J-2-315308; +PR 1LJ,1ZQ		11.9541-9595.2	220501	ATE Ø 54 - Halter
			←	☐; → 1J-YB115040; +PR 1LJ,1ZQ		11.9541-9595.2	220501	ATE Ø 54 - Halter
			←	☐; 1J-2-315309→; → 10/03; +PR 1LJ,1ZQ		11.9541-9596.2	220502	ATE Ø 54 - Halter
			←	☐; 1J-Y-115041→ 1J-2-315308; +PR 1LJ,1ZQ		11.9541-9596.2	220502	ATE Ø 54 - Halter
			←	☐; → 1J-YB115040; +PR 1LJ,1ZQ		11.9541-9596.2	220502	ATE Ø 54 - Halter
			←	☐; → 10/03; +PR 1LE,1LN,1ZE,1ZH		24.3541-8523.5	240551	ATE Ø 54 - Halter
			←	☐; → 10/03; +PR 1LE,1LN,1ZE,1ZH		24.3541-8524.5	240552	ATE Ø 54 - Halter
3.2 R32 4motion	177	09/02→06/05	←	☐; → 10/03; +PR 1ZT		11.9421-9915.2	220869	ATE Ø 42 - Halter
			←	☐; → 10/03; +PR 1ZT		24.3421-9916.5	240642	ATE Ø 42 - Halter
<b>Halter, Bremssattel</b>								
1.9 TDI	96	11/00→06/05	←	04/01→ 10/03; +PR 1LE,1LN,1ZE,1ZH	2	11.8170-0306.1	260102	ATE
1.9 TDI 4motion	96	11/00→06/05	←	09/00→ 10/03; +PR 1LE,1LN,1ZE,1ZH	2	11.8170-0306.1	260102	ATE
1.9 TDI	110	05/00→06/05	←	09/00→ 10/03; +PR 1LE,1LN,1ZE,1ZH	2	11.8170-0306.1	260102	ATE
1.9 TDI 4motion	110	02/00→06/05	←	09/00→ 10/03; +PR 1LE,1LN,1ZE,1ZH	2	11.8170-0306.1	260102	ATE
2.3 V5	110	08/97→10/00	←	1J-2-315309→; +PR 1LJ,1ZQ	2	11.0230-0451.1	260130	ATE
			←	1J-Y-115041→ 1J-2-315308; +PR 1LJ,1ZQ	2	11.0230-0451.1	260130	ATE
			←	10/97→; → 1J-YB115040; +PR 1LJ,1ZQ	2	11.0230-0451.1	260130	ATE
			←	10/97→; +PR 1LE,1LN,1ZE,1ZH	2	11.8170-0306.1	260102	ATE
2.3 V5	125	10/00→06/05	←	→ 1J-YB115040; +PR 1LJ,1ZQ	2	11.0230-0451.1	260130	ATE
2.3 V5 4motion	125	10/00→06/05	←	→ 1J-YB115040; +PR 1LJ,1ZQ	2	11.0230-0451.1	260130	ATE
2.8 V6 4motion	150	03/99→06/05	←	1J-Y-115041→ 1J-2-315308; +PR 1LJ,1ZQ	2	11.0230-0451.1	260130	ATE
↓								













	kw			 	! #		
<b>VW - GOLF IV (1J1) 08/97→06/05</b>							
<b>Halter, Bremssattel</b>							
2.3 V5	125	10/00→06/05	←	1J-2-315309→; → 10/03; +PR 1LJ,1ZQ	2	11.0230-0451.1 260130	ATE
2.3 V5 4motion	125	10/00→06/05	←	→ 10/03; +PR 1LE,1LN,1ZE,1ZH	2	11.8170-0306.1 260102	ATE
2.8 V6 4motion	150	03/99→06/05	←				
2.3 V5 4motion	110	12/98→10/00	←	1J-Y-115041→ 1J-2-315308; +PR 1LJ,1ZQ	2	11.0230-0451.1 260130	ATE
			←	→ 1J-YB115040; +PR 1LJ,1ZQ	2	11.0230-0451.1 260130	ATE
			←	1J-2-315309→; +PR 1LJ,1ZQ	2	11.0230-0451.1 260130	ATE
			←	+PR 1LE,1LN,1ZE,1ZH	2	11.8170-0306.1 260102	ATE
<b>Feder, Bremssattel</b>							
1.8 T GTI	132	08/01→06/05	←	→ 10/03	2	11.8116-0143.1 390513	ATE
1.9 TDI	96	11/00→06/05	←	04/01→ 10/03; +PR 1LE,1LN,1ZE,1ZH	2	11.8116-0143.1 390513	ATE
1.9 TDI 4motion	96	11/00→06/05	←				
1.9 TDI	110	05/00→06/05	←	09/00→ 10/03; +PR 1LE,1LN,1ZE,1ZH	2	11.8116-0143.1 390513	ATE
1.9 TDI 4motion	110	02/00→06/05	←				
2.3 V5	110	08/97→10/00	←	1J-2-315309→; +PR 1LJ,1ZQ	2	11.8116-0143.1 390513	ATE
			←	1J-Y-115041→ 1J-2-315308; +PR 1LJ,1ZQ	2	11.8116-0143.1 390513	ATE
			←	10/97→; → 1J-YB115040; +PR 1LJ,1ZQ	2	11.8116-0143.1 390513	ATE
			←	10/97→; +PR 1LE,1LN,1ZE,1ZH	2	11.8116-0143.1 390513	ATE
2.3 V5	125	10/00→06/05	←	→ 10/03; +PR 1LE,1LN,1ZE,1ZH	2	11.8116-0143.1 390513	ATE
2.3 V5 4motion	125	10/00→06/05	←	→ 1J-YB115040; +PR 1LJ,1ZQ	2	11.8116-0143.1 390513	ATE
2.8 V6 4motion	150	03/99→06/05	←				
2.3 V5 4motion	110	12/98→10/00	←	1J-2-315309→; → 10/03; +PR 1LJ,1ZQ	2	11.8116-0143.1 390513	ATE
			←	1J-Y-115041→ 1J-2-315308; +PR 1LJ,1ZQ	2	11.8116-0143.1 390513	ATE
			←	1J-Y-115041→ 1J-2-315308; +PR 1LJ,1ZQ	2	11.8116-0143.1 390513	ATE
			←	1J-Y-115041→ 1J-2-315308; +PR 1LJ,1ZQ	2	11.8116-0143.1 390513	ATE
2.3 V5 4motion	110	12/98→10/00	←	1J-Y-115041→ 1J-2-315308; +PR 1LJ,1ZQ	2	11.8116-0143.1 390513	ATE
2.3 V5 4motion	110	12/98→10/00	←	→ 1J-YB115040; +PR 1LJ,1ZQ	2	11.8116-0143.1 390513	ATE
			←	+PR 1LE,1LN,1ZE,1ZH	2	11.8116-0143.1 390513	ATE
			←	1J-2-315309→; +PR 1LJ,1ZQ	2	11.8116-0143.1 390513	ATE
3.2 R32 4motion	177	09/02→06/05		→ 10/03; +PR 1ZT	2	11.8116-0260.1 390597	ATE
<b>Führungshülzensatz, Bremssattel</b>							
1.4 16V	55	08/97→06/05	←	10/97→ 10/03; +PR 1LR,1LS,1LQ,1ZF / 1ZM		11.0101-5409.2 260035	ATE
1.6	74	08/97→05/04	←				
1.8	92	08/97→06/05	←				
1.8 T	110	08/97→06/05	←				
1.9 SDI	50	08/97→06/05	←				
1.9 TDI	81	08/97→05/04	←				
1.6	74	02/01→06/01	←	+PR 1LR,1LS,1LQ,1ZF / 1ZM		11.0101-5409.2 260035	ATE
1.9 TDI	74	09/00→06/05	←				
1.9 TDI 4motion	74	09/00→06/05	←				
1.6	75	08/00→06/05	←	→ 10/03; +PR 1LR,1LS,1LQ,1ZF / 1ZM		11.0101-5409.2 260035	ATE
1.6	78	08/03→06/05	←				
1.6 16V	77	02/00→06/05	←				
1.6 FSI	81	01/02→06/05	←				
2.0 4motion	85	10/00→06/05	←				
1.8 4motion	92	05/98→06/05	←	07/98→ 10/03; +PR 1LR,1LS,1LQ,1ZF / 1ZM		11.0101-5409.2 260035	ATE
1.8 T GTI	132	08/01→06/05	←	→ 10/03		11.0101-5409.2 260035	ATE
1.9 TDI	66	10/97→05/04	←	→ 06/01; +PR 1LR,1LS,1LQ,1ZF / 1ZM		11.0101-5409.2 260035	ATE
1.9 TDI 4motion	66	07/98→04/02	←				
1.9 TDI	85	12/98→06/01	←	05/99→; +PR 1LR,1LS,1LQ,1ZF / 1ZM		11.0101-5409.2 260035	ATE
1.9 TDI	96	11/00→06/05	←	04/01→ 10/03; +PR 1LE,1LN,1ZE,1ZH		11.0101-5409.2 260035	ATE
1.9 TDI 4motion	96	11/00→06/05	←				
1.9 TDI	110	05/00→06/05	←	09/00→ 10/03; +PR 1LE,1LN,1ZE,1ZH		11.0101-5409.2 260035	ATE
1.9 TDI 4motion	110	02/00→06/05	←				
1.9 TDI 4motion	85	09/99→06/01	←	11/99→; +PR 1LR,1LS,1LQ,1ZF / 1ZM		11.0101-5409.2 260035	ATE
2.0	85	07/98→05/04	←	08/98→ 10/03; +PR 1LR,1LS,1LQ,1ZF / 1ZM		11.0101-5409.2 260035	ATE
2.3 V5	110	08/97→10/00	←	10/97→; → 1J-YB115040; +PR 1LJ,1ZQ		11.0101-5409.2 260035	ATE
			←	1J-2-315309→; +PR 1LJ,1ZQ		11.0101-5409.2 260035	ATE
			←	1J-Y-115041→ 1J-2-315308; +PR 1LJ,1ZQ		11.0101-5409.2 260035	ATE
			←	10/97→; +PR 1LE,1LN,1ZE,1ZH		11.0101-5409.2 260035	ATE
2.3 V5	125	10/00→06/05	←	→ 10/03; +PR 1LE,1LN,1ZE,1ZH		11.0101-5409.2 260035	ATE
2.3 V5 4motion	125	10/00→06/05	←				
2.8 V6 4motion	150	03/99→06/05	←	1J-2-315309→; → 10/03; +PR 1LJ,1ZQ		11.0101-5409.2 260035	ATE
↓							










	kw			 	! #		
<b>VW - GOLF IV (1J1) 08/97→06/05</b>							
<b>Führungshülzensatz, Bremssattel</b>							
2.3 V5	125	10/00→06/05	←	1J-Y-115041→ 1J-2-315308; +PR 1LJ,1ZQ		11.0101-5409.2 260035	ATE
2.3 V5 4motion	125	10/00→06/05					
2.8 V6 4motion	150	03/99→06/05	←	→ 1J-YB115040; +PR 1LJ,1ZQ		11.0101-5409.2 260035	ATE
2.3 V5 4motion	110	12/98→10/00	←	+PR 1LE,1LN,1ZE,1ZH		11.0101-5409.2 260035	ATE
			←	1J-2-315309→; +PR 1LJ,1ZQ		11.0101-5409.2 260035	ATE
			←	1J-Y-115041→ 1J-2-315308; +PR 1LJ,1ZQ		11.0101-5409.2 260035	ATE
			←	→ 1J-YB115040; +PR 1LJ,1ZQ		11.0101-5409.2 260035	ATE
<b>Führungsbolzen, Bremssattel</b>							
1.4 16V	55	08/97→06/05	←	10/97→ 10/03; +PR 1LR,1LS,1LQ,1ZF / 1ZM		11.8171-0069.1 250152	ATE
1.6	74	08/97→05/04					
1.8	92	08/97→06/05					
1.8 T	110	08/97→06/05					
1.9 SDI	50	08/97→06/05					
1.9 TDI	81	08/97→05/04					
1.6	74	02/01→06/01	←	+PR 1LR,1LS,1LQ,1ZF / 1ZM		11.8171-0069.1 250152	ATE
1.9 TDI	74	09/00→06/05					
1.9 TDI 4motion	74	09/00→06/05					
1.6	75	08/00→06/05	←	→ 10/03; +PR 1LR,1LS,1LQ,1ZF / 1ZM		11.8171-0069.1 250152	ATE
1.6	78	08/03→06/05					
1.6 16V	77	02/00→06/05					
1.6 FSI	81	01/02→06/05					
2.0 4motion	85	10/00→06/05					
1.8 4motion	92	05/98→06/05	←	07/98→ 10/03; +PR 1LR,1LS,1LQ,1ZF / 1ZM		11.8171-0069.1 250152	ATE
1.8 T GTI	132	08/01→06/05		→ 10/03		11.8171-0008.1 990049	ATE
1.9 TDI	66	10/97→05/04	←	→ 06/01; +PR 1LR,1LS,1LQ,1ZF / 1ZM		11.8171-0069.1 250152	ATE
1.9 TDI 4motion	66	07/98→04/02					
1.9 TDI	85	12/98→06/01	←	05/99→; +PR 1LR,1LS,1LQ,1ZF / 1ZM		11.8171-0069.1 250152	ATE
1.9 TDI	96	11/00→06/05	←	04/01→ 10/03; +PR 1LE,1LN,1ZE,1ZH		11.8171-0008.1 990049	ATE
1.9 TDI 4motion	96	11/00→06/05					
1.9 TDI	110	05/00→06/05	←	09/00→ 10/03; +PR 1LE,1LN,1ZE,1ZH		11.8171-0008.1 990049	ATE
1.9 TDI 4motion	110	02/00→06/05					
1.9 TDI 4motion	85	09/99→06/01	←	11/99→; +PR 1LR,1LS,1LQ,1ZF / 1ZM		11.8171-0069.1 250152	ATE
2.0	85	07/98→05/04	←	08/98→ 10/03; +PR 1LR,1LS,1LQ,1ZF / 1ZM		11.8171-0069.1 250152	ATE
2.3 V5	110	08/97→10/00		1J-2-315309→; +PR 1LJ,1ZQ		11.8171-0008.1 990049	ATE
				1J-Y-115041→ 1J-2-315308; +PR 1LJ,1ZQ		11.8171-0008.1 990049	ATE
			←	10/97→; +PR 1LE,1LN,1ZE,1ZH		11.8171-0008.1 990049	ATE
			←	10/97→; → 1J-YB115040; +PR 1LJ,1ZQ		11.8171-0008.1 990049	ATE
2.3 V5	125	10/00→06/05		1J-2-315309→; → 10/03; +PR 1LJ,1ZQ		11.8171-0008.1 990049	ATE
				1J-Y-115041→ 1J-2-315308; +PR 1LJ,1ZQ		11.8171-0008.1 990049	ATE
			←	→ 10/03; +PR 1LE,1LN,1ZE,1ZH		11.8171-0008.1 990049	ATE
			←	→ 1J-YB115040; +PR 1LJ,1ZQ		11.8171-0008.1 990049	ATE
2.3 V5 4motion	125	10/00→06/05					
2.8 V6 4motion	150	03/99→06/05					
2.3 V5 4motion	110	12/98→10/00		1J-Y-115041→ 1J-2-315308; +PR 1LJ,1ZQ		11.8171-0008.1 990049	ATE
				1J-2-315309→; +PR 1LJ,1ZQ		11.8171-0008.1 990049	ATE
			←	+PR 1LE,1LN,1ZE,1ZH		11.8171-0008.1 990049	ATE
			←	→ 1J-YB115040; +PR 1LJ,1ZQ		11.8171-0008.1 990049	ATE
3.2 R32 4motion	177	09/02→06/05		→ 10/03; +PR 1ZT		11.8171-0008.1 990049	ATE
<b>Dichtungssatz, Bremssattel</b>							
1.8 T GTI	132	08/01→06/05	←	→ 10/03		11.0441-5409.2 250031	ATE
1.9 TDI	96	11/00→06/05	←	04/01→ 10/03; +PR 1LE,1LN,1ZE,1ZH		11.0441-5409.2 250031	ATE
1.9 TDI 4motion	96	11/00→06/05					
1.9 TDI	110	05/00→06/05	←	09/00→ 10/03; +PR 1LE,1LN,1ZE,1ZH		11.0441-5409.2 250031	ATE
1.9 TDI 4motion	110	02/00→06/05					
2.3 V5	110	08/97→10/00	←	10/97→; → 1J-YB115040; +PR 1LJ,1ZQ		11.0441-5409.2 250031	ATE
			←	1J-2-315309→; +PR 1LJ,1ZQ		11.0441-5409.2 250031	ATE
			←	10/97→; +PR 1LE,1LN,1ZE,1ZH		11.0441-5409.2 250031	ATE
			←	1J-Y-115041→ 1J-2-315308; +PR 1LJ,1ZQ		11.0441-5409.2 250031	ATE
2.3 V5	125	10/00→06/05	←	→ 10/03; +PR 1LE,1LN,1ZE,1ZH		11.0441-5409.2 250031	ATE
			←	1J-2-315309→; → 10/03; +PR 1LJ,1ZQ		11.0441-5409.2 250031	ATE
2.3 V5 4motion	125	10/00→06/05					
2.8 V6 4motion	150	03/99→06/05					
↓							












	kw			 	! #		
<b>VW - GOLF IV (1J1) 08/97→06/05</b>							
<b>Dichtungssatz, Bremssattel</b>							
2.3 V5	125	10/00→06/05	←	1J-Y-115041→ 1J-2-315308; +PR 1LJ,1ZQ		11.0441-5409.2 250031	ATE
2.3 V5 4motion	125	10/00→06/05	←	→ 1J-YB115040; +PR 1LJ,1ZQ		11.0441-5409.2 250031	ATE
2.8 V6 4motion	150	03/99→06/05	←				
2.3 V5 4motion	110	12/98→10/00	←	+PR 1LE,1LN,1ZE,1ZH		11.0441-5409.2 250031	ATE
			←	1J-2-315309→; +PR 1LJ,1ZQ		11.0441-5409.2 250031	ATE
			←	1J-Y-115041→ 1J-2-315308; +PR 1LJ,1ZQ		11.0441-5409.2 250031	ATE
			←	→ 1J-YB115040; +PR 1LJ,1ZQ		11.0441-5409.2 250031	ATE
<b> Bremsschlauch</b>							
1.4 16V	55	08/97→06/05	←	10/97→ 10/03	2	24.5143-0439.3 331411	L= 439
1.6	74	08/97→05/04	→	 / am Bremssattel; 10/97→ 10/03		24.1253-0010.3 331066	L= 233 mit Rohrleitung
1.8	92	08/97→06/05	→	 / am Bremssattel; 10/97→ 10/03		24.1253-0020.3 331067	L= 233 mit Rohrleitung
1.8 T	110	08/97→06/05	→				
1.9 SDI	50	08/97→06/05	→	10/97→ 10/03	2	83.7858-0140.3 330837	L= 140
1.9 TDI	81	08/97→05/04	→				
1.6	74	02/01→06/01	←		2	24.5143-0439.3 331411	L= 439
1.9 TDI	74	09/00→06/05	→	 / am Bremssattel		24.1253-0010.3 331066	L= 233 mit Rohrleitung
			→	 / am Bremssattel		24.1253-0020.3 331067	L= 233 mit Rohrleitung
			→		2	83.7858-0140.3 330837	L= 140
1.6	75	08/00→06/05	←	→ 10/03	2	24.5143-0439.3 331411	L= 439
1.6	78	08/03→06/05	→	 / am Bremssattel; → 10/03		24.1253-0010.3 331066	L= 233 mit Rohrleitung
1.6 16V	77	02/00→06/05	→	 / am Bremssattel; → 10/03		24.1253-0020.3 331067	L= 233 mit Rohrleitung
1.6 FSI	81	01/02→06/05	→				
1.8 T GTI	132	08/01→06/05	→	→ 10/03	2	83.7858-0140.3 330837	L= 140
2.3 V5	125	10/00→06/05	→				
1.8 4motion	92	05/98→06/05	←	07/98→ 10/03	2	24.5143-0569.3 331398	L= 569
			→	07/98→ 10/03	2	83.7858-0140.3 330837	L= 140
1.9 TDI	66	10/97→05/04	←	→ 06/01	2	24.5143-0439.3 331411	L= 439
			→	 / am Bremssattel; → 06/01		24.1253-0010.3 331066	L= 233 mit Rohrleitung
			→	 / am Bremssattel; → 06/01		24.1253-0020.3 331067	L= 233 mit Rohrleitung
			→	→ 06/01	2	83.7858-0140.3 330837	L= 140
1.9 TDI	85	12/98→06/01	←	05/99→	2	24.5143-0439.3 331411	L= 439
			→	 / am Bremssattel; 05/99→		24.1253-0010.3 331066	L= 233 mit Rohrleitung
			→	 / am Bremssattel; 05/99→		24.1253-0020.3 331067	L= 233 mit Rohrleitung
			→	05/99→	2	83.7858-0140.3 330837	L= 140
1.9 TDI	96	11/00→06/05	←	04/01→ 10/03	2	24.5143-0439.3 331411	L= 439
			→	 / am Bremssattel; 04/01→ 10/03		24.1253-0010.3 331066	L= 233 mit Rohrleitung
			→	 / am Bremssattel; 04/01→ 10/03		24.1253-0020.3 331067	L= 233 mit Rohrleitung
			→	04/01→ 10/03	2	83.7858-0140.3 330837	L= 140
1.9 TDI	110	05/00→06/05	←	09/00→ 10/03	2	24.5143-0439.3 331411	L= 439
			→	 / am Bremssattel; 09/00→ 10/03		24.1253-0010.3 331066	L= 233 mit Rohrleitung
			→	 / am Bremssattel; 09/00→ 10/03		24.1253-0020.3 331067	L= 233 mit Rohrleitung
			→	09/00→ 10/03	2	83.7858-0140.3 330837	L= 140
1.9 TDI 4motion	66	07/98→04/02	←	→ 06/01	2	24.5143-0569.3 331398	L= 569
			→	→ 06/01	2	83.7858-0140.3 330837	L= 140
1.9 TDI 4motion	74	09/00→06/05	←		2	24.5143-0569.3 331398	L= 569
2.3 V5 4motion	110	12/98→10/00	→		2	83.7858-0140.3 330837	L= 140
1.9 TDI 4motion	85	09/99→06/01	←	11/99→	2	24.5143-0569.3 331398	L= 569
			→	11/99→	2	83.7858-0140.3 330837	L= 140
1.9 TDI 4motion	96	11/00→06/05	←	04/01→ 10/03	2	24.5143-0569.3 331398	L= 569
			→	04/01→ 10/03	2	83.7858-0140.3 330837	L= 140
1.9 TDI 4motion	110	02/00→06/05	←	09/00→ 10/03	2	24.5143-0569.3 331398	L= 569
			→	09/00→ 10/03	2	83.7858-0140.3 330837	L= 140
2.0	85	07/98→05/04	←	08/98→ 10/03	2	24.5143-0439.3 331411	L= 439
			→	 / am Bremssattel; 08/98→ 10/03		24.1253-0010.3 331066	L= 233 mit Rohrleitung
			→	 / am Bremssattel; 08/98→ 10/03		24.1253-0020.3 331067	L= 233 mit Rohrleitung
			→	08/98→ 10/03	2	83.7858-0140.3 330837	L= 140
↓							

	kw			 	! #		
<b>VW - GOLF IV (1J1) 08/97→06/05</b>							
 <b>Bremsschlauch</b>							
2.0 4motion	85	10/00→06/05	←	→ 10/03	2	24.5143-0569.3 331398	L= 569
2.3 V5 4motion	125	10/00→06/05	→	→ 10/03	2	83.7858-0140.3 330837	L= 140
2.8 V6 4motion	150	03/99→06/05					
2.3 V5	110	08/97→10/00	←	10/97→	2	24.5143-0439.3 331411	L= 439
			→	☐ / am Bremssattel; 10/97→		24.1253-0010.3 331066	L= 233 mit Rohrleitung
			→	☐ / am Bremssattel; 10/97→		24.1253-0020.3 331067	L= 233 mit Rohrleitung
			→	10/97→	2	83.7858-0140.3 330837	L= 140
3.2 R32 4motion	177	09/02→06/05	→	→ 10/03	2	83.7858-0140.3 330837	L= 140
<b>VW - GOLF IV Cabriolet (1E7) 06/98→06/02</b>							
 <b>Bremssattel</b>							
1.6	74	06/98→06/02	←	☐; 1E-V-000001→; → 02/02		24.3541-1609.5 240039	TRW Ø 54 - Halter
1.8	66	06/98→06/02	←	☐; 1E-V-000001→; → 02/02		24.3541-1610.5 240040	TRW Ø 54 - Halter
1.9 TDI	66	06/98→06/02	←	☐; → 1E-T-030000		24.3541-1739.5 240223	TRW Ø 54 - Halter
2.0	85	06/98→06/02	←	☐; → 1E-T-030000		24.3541-1740.5 240224	TRW Ø 54 - Halter
			→	☐; → 1E-X-014000		24.3384-1707.5 240171	TRW Ø 38 - Halter
			→	☐; → 1E-X-014000		24.3384-1708.5 240172	TRW Ø 38 - Halter
			→	☐; 1E-X-014001→; → 02/02		24.3384-1723.7 220523	TRW Ø 38 - Halter
			→	☐; 1E-X-014001→; → 02/02		24.3384-1724.7 220524	TRW Ø 38 - Halter
1.8	55	06/98→06/02	←	☐; → 02/02		24.3541-1739.5 240223	TRW Ø 54 - Halter
			←	☐; → 02/02		24.3541-1740.5 240224	TRW Ø 54 - Halter
			→	☐; → 1E-X-014000		24.3384-1707.5 240171	TRW Ø 38 - Halter
			→	☐; → 1E-X-014000		24.3384-1708.5 240172	TRW Ø 38 - Halter
			→	☐; 1E-X-014001→; → 02/02		24.3384-1723.7 220523	TRW Ø 38 - Halter
			→	☐; 1E-X-014001→; → 02/02		24.3384-1724.7 220524	TRW Ø 38 - Halter
1.9 TDI	81	06/98→06/02	←	☐; → 02/02		24.3541-1609.5 240039	TRW Ø 54 - Halter
			←	☐; → 02/02		24.3541-1610.5 240040	TRW Ø 54 - Halter
			→	☐; → 1E-X-014000		24.3384-1707.5 240171	TRW Ø 38 - Halter
			→	☐; → 1E-X-014000		24.3384-1708.5 240172	TRW Ø 38 - Halter
			→	☐; 1E-X-014001→; → 02/02		24.3384-1723.7 220523	TRW Ø 38 - Halter
			→	☐; 1E-X-014001→; → 02/02		24.3384-1724.7 220524	TRW Ø 38 - Halter
<b>Führungshülzensatz, Bremssattel</b>							
1.6	74	06/98→06/02	←	→ 1E-T-030000		11.0101-5403.2 260010	TRW
1.8	66	06/98→06/02	←	1E-V-000001→; → 02/02		11.0101-5403.2 260010	TRW
1.9 TDI	66	06/98→06/02	←	1E-V-000001→; → 02/02		11.0101-5403.2 260010	TRW
2.0	85	06/98→06/02	→	→ 1E-X-014000		11.0101-5403.2 260010	TRW
1.8	55	06/98→06/02	←	→ 02/02		11.0101-5403.2 260010	TRW
1.9 TDI	81	06/98→06/02	→	→ 1E-X-014000		11.0101-5403.2 260010	TRW
<b>Zubehörsatz, Bremssattel</b>							
1.6	74	06/98→06/02	←	1E-V-000001→; → 02/02		24.0101-4301.2 260047	TRW
1.8	66	06/98→06/02	←	1E-V-000001→; → 02/02		24.0101-4301.2 260047	TRW
1.9 TDI	66	06/98→06/02	←	1E-V-000001→; → 02/02		24.0101-4301.2 260047	TRW
2.0	85	06/98→06/02	←	1E-V-000001→; → 02/02		24.0101-4301.2 260047	TRW
1.9 TDI	81	06/98→06/02	←	→ 02/02		24.0101-4301.2 260047	TRW
 <b>Bremsschlauch</b>							
1.6	74	06/98→06/02	←	→ 02/02	2	24.5105-0442.3 331432	L= 442
1.8	55	06/98→06/02	→	→ 02/02	2	83.7836-0135.3 330816	L= 135
1.8	66	06/98→06/02	→	→ 02/02	2	83.7836-0135.3 330816	L= 135
1.9 TDI	66	06/98→06/02	→	→ 02/02	2	83.7836-0135.3 330816	L= 135
1.9 TDI	81	06/98→06/02	←	→ 02/02	2	24.5105-0442.3 331432	L= 442
2.0	85	06/98→06/02	→	am Bremssattel; → 1E-X-016000	2	24.5170-0161.3 331308	L= 161
			→	1E-X-016001→; → 02/02	2	83.7836-0135.3 330816	L= 135
			→	→ 1E-X-016000	2	83.7836-0135.3 330816	L= 135


















	kw					! #		
<b>VW - GOLF IV Van (1J1) 05/00→05/04</b>								
<b> Bremssattel</b>								
1.9 TDI	66	05/00→09/02	←	☐; → 06/01; +PR 1LR,1LS,1LQ,1ZF / 1ZM		11.9541-9549.2	220575	ATE Ø 54 - Halter
			←	☐; → 06/01; +PR 1LR,1LS,1LQ,1ZF / 1ZM		11.9541-9550.2	220576	ATE Ø 54 - Halter
			→	☐; → 1J-Y-238580; +PR 1KK,1KS,1KV / 1KQ,1KW		24.3384-1723.7	220523	TRW Ø 38 - Halter
			→	☐; → 1J-Y-238580; +PR 1KK,1KS,1KV / 1KQ,1KW		24.3384-1724.7	220524	TRW Ø 38 - Halter
			→	☐; 1J-Y-238581→; → 06/01; +PR 1KK,1KS,1KV / 1KQ,1KW		24.3384-1729.5	240816	TRW Ø 38 - Halter
			→	☐; 1J-Y-238581→; → 06/01; +PR 1KK,1KS,1KV / 1KQ,1KW		24.3384-1730.5	240817	TRW Ø 38 - Halter
			→	☐; → 06/01; +PR 1KY		24.3384-1745.7	220609	TRW Ø 38 - Halter
1.9 TDI	96	04/01→05/04	←	☐; → 06/01; +PR 1LR,1LS,1LQ,1ZF / 1ZM		11.9541-9549.2	220575	ATE Ø 54 - Halter
			←	☐; → 06/01; +PR 1LR,1LS,1LQ,1ZF / 1ZM		11.9541-9550.2	220576	ATE Ø 54 - Halter
			←	☐; → 10/03; +PR 1LE,1LN,1ZE,1ZH		24.3541-8523.5	240551	ATE Ø 54 - Halter
			←	☐; → 10/03; +PR 1LE,1LN,1ZE,1ZH		24.3541-8524.5	240552	ATE Ø 54 - Halter
			→	☐; → 1J-Y-238580; +PR 1KK,1KS,1KV / 1KQ,1KW		24.3384-1723.7	220523	TRW Ø 38 - Halter
			→	☐; → 1J-Y-238580; +PR 1KK,1KS,1KV / 1KQ,1KW		24.3384-1724.7	220524	TRW Ø 38 - Halter
			→	☐; 1J-Y-238581→; → 06/01; +PR 1KK,1KS,1KV / 1KQ,1KW		24.3384-1729.5	240816	TRW Ø 38 - Halter
			→	☐; → 10/03; +PR 1KK,1KS,1KV / 1KQ,1KW		24.3384-1729.5	240816	TRW Ø 38 - Halter
			→	☐; 1J-Y-238581→; → 06/01; +PR 1KK,1KS,1KV / 1KQ,1KW		24.3384-1730.5	240817	TRW Ø 38 - Halter
			→	☐; → 10/03; +PR 1KK,1KS,1KV / 1KQ,1KW		24.3384-1730.5	240817	TRW Ø 38 - Halter
→	☐; → 10/03; +PR 1KY		24.3384-1745.7	220609	TRW Ø 38 - Halter			
→	☐; → 06/01; +PR 1KY		24.3384-1745.7	220609	TRW Ø 38 - Halter			
<b>Halter, Bremssattel</b>								
1.9 TDI	96	04/01→05/04	←	→ 10/03; +PR 1LE,1LN,1ZE,1ZH	2	11.8170-0306.1	260102	ATE
<b>Feder, Bremssattel</b>								
1.9 TDI	96	04/01→05/04	←	→ 10/03; +PR 1LE,1LN,1ZE,1ZH	2	11.8116-0143.1	390513	ATE
<b>Führungshülzensatz, Bremssattel</b>								
1.9 TDI	66	05/00→09/02	←	→ 06/01; +PR 1LR,1LS,1LQ,1ZF / 1ZM		11.0101-5409.2	260035	ATE
1.9 TDI	96	04/01→05/04	←	→ 06/01; +PR 1LR,1LS,1LQ,1ZF / 1ZM		11.0101-5409.2	260035	ATE
			←	→ 10/03; +PR 1LE,1LN,1ZE,1ZH		11.0101-5409.2	260035	ATE
<b>Führungsbolzen, Bremssattel</b>								
1.9 TDI	66	05/00→09/02	←	→ 06/01; +PR 1LR,1LS,1LQ,1ZF / 1ZM		11.8171-0069.1	250152	ATE
1.9 TDI	96	04/01→05/04	←	→ 10/03; +PR 1LE,1LN,1ZE,1ZH		11.8171-0008.1	990049	ATE
			←	→ 06/01; +PR 1LR,1LS,1LQ,1ZF / 1ZM		11.8171-0069.1	250152	ATE
<b>Dichtungssatz, Bremssattel</b>								
1.9 TDI	96	04/01→05/04	←	→ 10/03; +PR 1LE,1LN,1ZE,1ZH		11.0441-5409.2	250031	ATE
<b> Bremsschlauch</b>								
1.9 TDI	66	05/00→09/02	←	→ 06/01	2	24.5143-0439.3	331411	L= 439
			→	☐ / am Bremssattel; → 06/01		24.1253-0010.3	331066	L= 233 mit Rohrleitung
			→	☐ / am Bremssattel; → 06/01		24.1253-0020.3	331067	L= 233 mit Rohrleitung
			→	→ 06/01	2	83.7858-0140.3	330837	L= 140
1.9 TDI	96	04/01→05/04	←	→ 10/03	2	24.5143-0439.3	331411	L= 439
			←	→ 06/01	2	24.5143-0439.3	331411	L= 439
			→	☐ / am Bremssattel; → 10/03		24.1253-0010.3	331066	L= 233 mit Rohrleitung
			→	☐ / am Bremssattel; → 06/01		24.1253-0010.3	331066	L= 233 mit Rohrleitung
			→	☐ / am Bremssattel; → 06/01		24.1253-0020.3	331067	L= 233 mit Rohrleitung
			→	☐ / am Bremssattel; → 10/03		24.1253-0020.3	331067	L= 233 mit Rohrleitung










	kw			 	! #		
<b>VW - GOLF IV Van (1J1) 05/00→05/04</b>							
 <b>Bremsschlauch</b>							
1.9 TDI	96	04/01→05/04	➔	→ 10/03	2	83.7858-0140.3 330837	L= 140
			➔	→ 06/01	2	83.7858-0140.3 330837	L= 140
<b>VW - GOLF IV Variant (1J5) 05/99→06/06</b>							
 <b>Bremssattel</b>							
1.4 16V	55	05/99→06/06	←	☐; +PR 1LR,1LS,1ZF,1ZP / 1ZM		11.9541-9549.2 220575	ATE Ø 54 - Halter
1.6	74	05/99→04/02	←	☐; +PR 1LR,1LS,1ZF,1ZP / 1ZM		11.9541-9550.2 220576	ATE Ø 54 - Halter
1.6	77	08/00→06/06	←	☐; +PR 1LR,1LS,1ZF,1ZP / 1ZM		11.9541-9550.2 220576	ATE Ø 54 - Halter
1.6 16V	75	02/00→06/06	➔	☐; → 1J-Y-238580; +PR 1KP,1KT		24.3414-1703.7 220535	Ø 41 - Halter
1.9 SDI	50	05/99→06/06	➔	☐; → 1J-Y-238580; +PR 1KP,1KT		24.3414-1704.7 220536	Ø 41 - Halter
1.9 TDI	66	05/99→05/06	➔	☐; → 1J-Y-238580; +PR 1KP,1KT		24.3414-1704.7 220536	Ø 41 - Halter
1.9 TDI	81	05/99→06/01	➔	☐; 1J-Y-238581→; +PR 1KP, 1KT		24.3414-1705.7 220549	TRW Ø 41 - Halter
1.9 TDI	85	08/99→06/01	➔	☐; 1J-Y-238581→; +PR 1KP, 1KT		24.3414-1705.7 220549	TRW Ø 41 - Halter
2.0	85	05/99→06/06	➔	☐; 1J-Y-238581→; +PR 1KP, 1KT		24.3414-1706.7 220550	TRW Ø 41 - Halter
2.0 Bi-Fuel	85	02/02→06/06	➔	☐; 1J-Y-238581→; +PR 1KP, 1KT		24.3414-1706.7 220550	TRW Ø 41 - Halter
1.6 FSI	81	01/02→06/06	←	☐; +PR 1LR,1LS,1ZF,1ZP / 1ZM		11.9541-9549.2 220575	ATE Ø 54 - Halter
1.9 TDI	74	09/00→06/06	←	☐; +PR 1LR,1LS,1ZF,1ZP / 1ZM		11.9541-9550.2 220576	ATE Ø 54 - Halter
			➔	☐; +PR 1KP, 1KT		24.3414-1705.7 220549	TRW Ø 41 - Halter
			➔	☐; +PR 1KP, 1KT		24.3414-1706.7 220550	TRW Ø 41 - Halter
1.8 4motion	92	05/99→06/06	←	☐; +PR 1LR,1LS,1ZF,1ZP / 1ZM		11.9541-9549.2 220575	ATE Ø 54 - Halter
1.9 TDI 4motion	66	05/99→04/02	←	☐; +PR 1LR,1LS,1ZF,1ZP / 1ZM		11.9541-9550.2 220576	ATE Ø 54 - Halter
1.9 TDI 4motion	74	09/00→06/06	←	☐; +PR 1LR,1LS,1ZF,1ZP / 1ZM		11.9541-9550.2 220576	ATE Ø 54 - Halter
2.0 4motion	85	10/00→06/06	➔	☐; +PR 2EE		24.3384-1745.7 220609	TRW Ø 38 - Halter
			➔	☐; +PR 1KE		24.3414-1705.7 220549	TRW Ø 41 - Halter
			➔	☐; +PR 1KE		24.3414-1706.7 220550	TRW Ø 41 - Halter
1.8 T	110	05/00→06/06	←	☐; +PR 1ZD,1ZE		24.3541-8523.5 240551	ATE Ø 54 - Halter
			←	☐; +PR 1ZD,1ZE		24.3541-8524.5 240552	ATE Ø 54 - Halter
			➔	☐; +PR 1KP, 1KT		24.3414-1705.7 220549	TRW Ø 41 - Halter
			➔	☐; +PR 1KP, 1KT		24.3414-1706.7 220550	TRW Ø 41 - Halter
1.9 TDI	96	11/00→06/06	←	☐; 04/01→; +PR 1LR,1LS,1ZF,1ZP / 1ZM		11.9541-9549.2 220575	ATE Ø 54 - Halter
			←	☐; 04/01→; +PR 1LR,1LS,1ZF,1ZP / 1ZM		11.9541-9550.2 220576	ATE Ø 54 - Halter
			←	☐; 04/01→; +PR 1ZD,1ZE		24.3541-8523.5 240551	ATE Ø 54 - Halter
			←	☐; 04/01→; +PR 1ZD,1ZE		24.3541-8524.5 240552	ATE Ø 54 - Halter
			➔	☐; 04/01→; +PR 1KP, 1KT		24.3414-1705.7 220549	TRW Ø 41 - Halter
			➔	☐; 04/01→; +PR 1KP, 1KT		24.3414-1706.7 220550	TRW Ø 41 - Halter
1.9 TDI	110	06/01→06/06	←	☐; +PR 1LR,1LS,1ZF,1ZP / 1ZM		11.9541-9549.2 220575	ATE Ø 54 - Halter
			←	☐; +PR 1LR,1LS,1ZF,1ZP / 1ZM		11.9541-9550.2 220576	ATE Ø 54 - Halter
			←	☐; +PR 1ZD,1ZE		24.3541-8523.5 240551	ATE Ø 54 - Halter
			←	☐; +PR 1ZD,1ZE		24.3541-8524.5 240552	ATE Ø 54 - Halter
			➔	☐; +PR 1KP, 1KT		24.3414-1705.7 220549	TRW Ø 41 - Halter
			➔	☐; +PR 1KP, 1KT		24.3414-1706.7 220550	TRW Ø 41 - Halter
1.9 TDI 4motion	85	05/99→06/01	←	☐; 11/99→; +PR 1LR,1LS,1ZF,1ZP / 1ZM		11.9541-9549.2 220575	ATE Ø 54 - Halter
			←	☐; 11/99→; +PR 1LR,1LS,1ZF,1ZP / 1ZM		11.9541-9550.2 220576	ATE Ø 54 - Halter
			➔	☐; 11/99→; +PR 2EE		24.3384-1745.7 220609	TRW Ø 38 - Halter
			➔	☐; 11/99→; +PR 1KE		24.3414-1705.7 220549	TRW Ø 41 - Halter
			➔	☐; 11/99→; +PR 1KE		24.3414-1706.7 220550	TRW Ø 41 - Halter
1.9 TDI 4motion	96	11/00→06/06	←	☐; 04/01→; +PR 1ZD,1ZE		24.3541-8523.5 240551	ATE Ø 54 - Halter
			←	☐; 04/01→; +PR 1ZD,1ZE		24.3541-8524.5 240552	ATE Ø 54 - Halter
			➔	☐; 04/01→; +PR 2EE		24.3384-1745.7 220609	TRW Ø 38 - Halter
			➔	☐; 04/01→; +PR 1KE		24.3414-1705.7 220549	TRW Ø 41 - Halter
			➔	☐; 04/01→; +PR 1KE		24.3414-1706.7 220550	TRW Ø 41 - Halter
1.9 TDI 4motion	110	05/02→06/05	←	☐; +PR 1ZD,1ZE		24.3541-8523.5 240551	ATE Ø 54 - Halter
2.3 V5 4motion	110	05/99→06/06	←	☐; +PR 1ZD,1ZE		24.3541-8524.5 240552	ATE Ø 54 - Halter
2.3 V5 4motion	125	10/00→06/06	➔	☐; +PR 2EE		24.3384-1745.7 220609	TRW Ø 38 - Halter
			➔	☐; +PR 1KE		24.3414-1705.7 220549	TRW Ø 41 - Halter
			➔	☐; +PR 1KE		24.3414-1706.7 220550	TRW Ø 41 - Halter
↓							












	kW			 	! #							
<b>VW - GOLF IV Variant (1J5) 05/99→06/06</b>												
<b> Bremssattel</b>												
2.0 4motion	88	12/99→06/06	←	☐; 04/00→; +PR 1LR,1LS,1ZF,1ZP / 1ZM		11.9541-9549.2	220575	ATE Ø 54 - Halter				
			←	☐; 04/00→; +PR 1LR,1LS,1ZF,1ZP / 1ZM				11.9541-9550.2	220576	ATE Ø 54 - Halter		
			→	☐; 04/00→; +PR 2EE				24.3384-1745.7	220609	TRW Ø 38 - Halter		
			→	☐; 04/00→; +PR 1KE				24.3414-1705.7	220549	TRW Ø 41 - Halter		
			→	☐; 04/00→; +PR 1KE				24.3414-1706.7	220550	TRW Ø 41 - Halter		
2.3 V5 2.3 V5	110 125	05/99→06/06 10/00→06/06	←	☐; +PR 1ZD,1ZE		24.3541-8523.5	240551	ATE Ø 54 - Halter				
			←	☐; +PR 1ZD,1ZE				24.3541-8524.5	240552	ATE Ø 54 - Halter		
			→	☐; → 1J-Y-238580; +PR 1KP,1KT				24.3414-1703.7	220535	Ø 41 - Halter		
			→	☐; → 1J-Y-238580; +PR 1KP,1KT				24.3414-1704.7	220536	Ø 41 - Halter		
			→	☐; 1J-Y-238581→; +PR 1KP, 1KT				24.3414-1705.7	220549	TRW Ø 41 - Halter		
→	☐; 1J-Y-238581→; +PR 1KP, 1KT	24.3414-1706.7	220550	TRW Ø 41 - Halter								
2.8 V6 4motion	150	05/99→06/06	←	☐		11.9541-9595.2	220501	ATE Ø 54 - Halter				
			←	☐				11.9541-9596.2	220502	ATE Ø 54 - Halter		
			→	☐; +PR 2EE				24.3384-1745.7	220609	TRW Ø 38 - Halter		
			→	☐; +PR 1KE				24.3414-1705.7	220549	TRW Ø 41 - Halter		
			→	☐; +PR 1KE				24.3414-1706.7	220550	TRW Ø 41 - Halter		
<b>Halter, Bremssattel</b>												
1.8 T 1.9 TDI 1.9 TDI 4motion 2.3 V5 2.3 V5 2.3 V5 4motion 2.3 V5 4motion	110 110 110 110 125 110 125	05/00→06/06 06/01→06/06 05/02→06/05 05/99→06/06 10/00→06/06 05/99→06/06 10/00→06/06	←	+PR 1ZD,1ZE	2	11.8170-0306.1	260102	ATE				
1.9 TDI 1.9 TDI 4motion	96 96	11/00→06/06 11/00→06/06	←	04/01→; +PR 1ZD,1ZE								
2.8 V6 4motion	150	05/99→06/06	←						2	11.0230-0451.1	260130	ATE
<b>Feder, Bremssattel</b>												
1.8 T 1.9 TDI 1.9 TDI 4motion 2.3 V5 2.3 V5 2.3 V5 4motion 2.3 V5 4motion	110 110 110 110 125 110 125	05/00→06/06 06/01→06/06 05/02→06/05 05/99→06/06 10/00→06/06 05/99→06/06 10/00→06/06		+PR 1ZD,1ZE					2	11.8116-0143.1	390513	ATE
1.9 TDI 1.9 TDI 4motion	96 96	11/00→06/06 11/00→06/06		04/01→; +PR 1ZD,1ZE								
2.8 V6 4motion	150	05/99→06/06	←									
<b>Führungshülzensatz, Bremssattel</b>												
1.4 16V 1.6 1.6 1.6 16V 1.6 FSI 1.8 4motion 1.9 SDI 1.9 TDI 1.9 TDI 1.9 TDI 1.9 TDI 1.9 TDI 4motion 1.9 TDI 4motion 2.0 2.0 4motion 2.0 Bi-Fuel	55 74 75 77 81 92 50 66 74 81 85 66 74 85 85 85	05/99→06/06 05/99→04/02 08/00→06/06 02/00→06/06 01/02→06/06 05/99→06/06 05/99→06/06 05/99→05/06 09/00→06/06 05/99→06/01 08/99→06/01 05/99→04/02 09/00→06/06 05/99→06/06 10/00→06/06 02/02→06/06	←	+PR 1LR,1LS,1ZF,1ZP / 1ZM		11.0101-5409.2	260035	ATE				
1.8 T 1.9 TDI 4motion 2.3 V5 2.3 V5 2.3 V5 4motion 2.3 V5 4motion	110 110 110 125 110 125	05/00→06/06 05/02→06/05 05/99→06/06 10/00→06/06 05/99→06/06 10/00→06/06	←	+PR 1ZD,1ZE								
1.9 TDI	96	11/00→06/06	←	04/01→; +PR 1ZD,1ZE								
			←	04/01→; +PR 1LR,1LS,1ZF,1ZP / 1ZM								
1.9 TDI	110	06/01→06/06	←	+PR 1ZD,1ZE								
			←	+PR 1LR,1LS,1ZF,1ZP / 1ZM								
↓												








	kw			 	! #		
<b>VW - GOLF IV Variant (1J5) 05/99→06/06</b>							
<b>Führungshülzensatz, Bremsattel</b>							
1.9 TDI 4motion	85	05/99→06/01	←	11/99→; +PR 1LR,1LS,1ZF,1ZP / 1ZM		11.0101-5409.2 260035	ATE
1.9 TDI 4motion	96	11/00→06/06	←	04/01→; +PR 1ZD,1ZE		11.0101-5409.2 260035	ATE
2.0 4motion	88	12/99→06/06	←	04/00→; +PR 1LR,1LS,1ZF,1ZP / 1ZM		11.0101-5409.2 260035	ATE
2.8 V6 4motion	150	05/99→06/06	←			11.0101-5409.2 260035	ATE
<b>Führungsbolzen, Bremsattel</b>							
1.4 16V	55	05/99→06/06	←	+PR 1LR,1LS,1ZF,1ZP / 1ZM		11.8171-0069.1 250152	ATE
1.6	74	05/99→04/02					
1.6	75	08/00→06/06					
1.6 16V	77	02/00→06/06					
1.6 FSI	81	01/02→06/06					
1.8 4motion	92	05/99→06/06					
1.9 SDI	50	05/99→06/06					
1.9 TDI	66	05/99→05/06					
1.9 TDI	74	09/00→06/06					
1.9 TDI	81	05/99→06/01					
1.9 TDI	85	08/99→06/01					
1.9 TDI 4motion	66	05/99→04/02					
1.9 TDI 4motion	74	09/00→06/06					
2.0	85	05/99→06/06					
2.0 4motion	85	10/00→06/06					
2.0 Bi-Fuel	85	02/02→06/06					
1.8 T	110	05/00→06/06	←	+PR 1ZD,1ZE		11.8171-0008.1 990049	ATE
1.9 TDI 4motion	110	05/02→06/05					
2.3 V5	110	05/99→06/06					
2.3 V5	125	10/00→06/06					
2.3 V5 4motion	110	05/99→06/06					
2.3 V5 4motion	125	10/00→06/06					
1.9 TDI	96	11/00→06/06	←	04/01→; +PR 1ZD,1ZE		11.8171-0008.1 990049	ATE
			←	04/01→; +PR 1LR,1LS,1ZF,1ZP / 1ZM		11.8171-0069.1 250152	ATE
1.9 TDI	110	06/01→06/06	←	+PR 1ZD,1ZE		11.8171-0008.1 990049	ATE
			←	+PR 1LR,1LS,1ZF,1ZP / 1ZM		11.8171-0069.1 250152	ATE
1.9 TDI 4motion	85	05/99→06/01	←	11/99→; +PR 1LR,1LS,1ZF,1ZP / 1ZM		11.8171-0069.1 250152	ATE
1.9 TDI 4motion	96	11/00→06/06	←	04/01→; +PR 1ZD,1ZE		11.8171-0008.1 990049	ATE
2.0 4motion	88	12/99→06/06	←	04/00→; +PR 1LR,1LS,1ZF,1ZP / 1ZM		11.8171-0069.1 250152	ATE
2.8 V6 4motion	150	05/99→06/06	←			11.8171-0008.1 990049	ATE
<b>Dichtungssatz, Bremsattel</b>							
1.8 T	110	05/00→06/06	←	+PR 1ZD,1ZE		11.0441-5409.2 250031	ATE
1.9 TDI	110	06/01→06/06					
1.9 TDI 4motion	110	05/02→06/05					
2.3 V5	110	05/99→06/06					
2.3 V5	125	10/00→06/06					
2.3 V5 4motion	110	05/99→06/06					
2.3 V5 4motion	125	10/00→06/06					
1.9 TDI	96	11/00→06/06	←	04/01→; +PR 1ZD,1ZE		11.0441-5409.2 250031	ATE
1.9 TDI 4motion	96	11/00→06/06					
2.8 V6 4motion	150	05/99→06/06	←			11.0441-5409.2 250031	ATE
<b>Bremsschlauch</b>							
1.4 16V	55	05/99→06/06	←		2	24.5143-0439.3 331411	L= 439
1.6	74	05/99→04/02					
1.6	75	08/00→06/06	→	☐ / am Bremsattel		24.1253-0010.3 331066	L= 233 mit Rohrleitung
1.6 16V	77	02/00→06/06	→	☐ / am Bremsattel		24.1253-0020.3 331067	L= 233 mit Rohrleitung
1.6 FSI	81	01/02→06/06					
1.8 T	110	05/00→06/06	→		2	83.7858-0140.3 330837	L= 140
1.9 SDI	50	05/99→06/06					
1.9 TDI	66	05/99→05/06					
1.9 TDI	74	09/00→06/06					
1.9 TDI	81	05/99→06/01					
1.9 TDI	85	08/99→06/01					
1.9 TDI	110	06/01→06/06					
2.0	85	05/99→06/06					
2.0 Bi-Fuel	85	02/02→06/06					
2.3 V5	110	05/99→06/06					
2.3 V5	125	10/00→06/06					
1.8 4motion	92	05/99→06/06	←		2	24.5143-0569.3 331398	L= 569
1.9 TDI 4motion	66	05/99→04/02					
1.9 TDI 4motion	74	09/00→06/06	→		2	83.7858-0140.3 330837	L= 140
1.9 TDI 4motion	110	05/02→06/05					
2.0 4motion	85	10/00→06/06					
2.3 V5 4motion	110	05/99→06/06					
2.3 V5 4motion	125	10/00→06/06					
2.8 V6 4motion	150	05/99→06/06					
↓							










	kw			 	! #			
<b>VW - GOLF IV Variant (1J5) 05/99→06/06</b>								
 <b>Bremsschlauch</b>								
1.9 TDI	96	11/00→06/06	←	04/01→	2	24.5143-0439.3	331411	L= 439
			→	☐ / am Bremssattel; 04/01→		24.1253-0010.3	331066	L= 233 mit Rohrleitung
			→	☐ / am Bremssattel; 04/01→		24.1253-0020.3	331067	L= 233 mit Rohrleitung
			→	04/01→	2	83.7858-0140.3	330837	L= 140
1.9 TDI 4motion	85	05/99→06/01	←	11/99→	2	24.5143-0569.3	331398	L= 569
			→	11/99→	2	83.7858-0140.3	330837	L= 140
1.9 TDI 4motion	96	11/00→06/06	←	04/01→	2	24.5143-0569.3	331398	L= 569
			→	04/01→	2	83.7858-0140.3	330837	L= 140
2.0 4motion	88	12/99→06/06	←	04/00→	2	24.5143-0569.3	331398	L= 569
			→	04/00→	2	83.7858-0140.3	330837	L= 140
<b>VW - GOLF V (1K1) 10/03→02/09</b>								
 <b>Bremssattel</b>								
1.4 16V 1.4 FSI 1.6 FSI	55 66 85	10/03→05/06 10/03→07/06 10/03→07/08	←	☐; +PR 1ZF;1ZM;1ZC		11.9541-9549.2	220575	ATE Ø 54 - Halter
			←	☐; +PR 1ZF;1ZM;1ZC		11.9541-9550.2	220576	ATE Ø 54 - Halter
			←	☐; +PR 1LL;1LV		11.9541-9553.2	220563	ATE Ø 54 - Halter
			←	☐; +PR 1LJ;1ZD		11.9541-9553.2	220563	ATE Ø 54 - Halter
			←	☐; +PR 1ZE;1ZP		11.9541-9553.2	220563	ATE Ø 54 - Halter
			←	☐; +PR 1LL;1LV		11.9541-9554.2	220564	ATE Ø 54 - Halter
			←	☐; +PR 1LJ;1ZD		11.9541-9554.2	220564	ATE Ø 54 - Halter
			←	☐; +PR 1ZE;1ZP		11.9541-9554.2	220564	ATE Ø 54 - Halter
			←	☐; +PR 1LK;1LM		11.9576-9995.2	220651	ATE Ø 57 - Halter
			←	☐; +PR 1LK;1LM		11.9576-9996.2	220652	ATE Ø 57 - Halter
			→	☐; +PR 1KD;1KQ		24.3384-1755.5	240886	TRW Ø 38 - Halter
			→	☐; +PR 1KD;1KQ		24.3384-1756.5	240887	TRW Ø 38 - Halter
			→	☐; +PR 1KZ		24.3387-1717.7	220757	TRW Ø 38 - Halter
			→	☐; +PR 1KZ		24.3387-1718.5	240873	TRW Ø 38 - Halter
			→	☐; +PR 1KE;1KF;1KV;1KY		24.3414-1709.5	240834	TRW Ø 41 - Halter
→	☐; +PR 1KE;1KF;1KV;1KY		24.3414-1710.5	240835	TRW Ø 41 - Halter			
1.4 16V 1.4 TSI 1.4 TSI 1.4 TSI 1.6 1.6 MultiFuel 1.9 TDI 1.9 TDI 2.0 FSI 2.0 GTI 2.0 GTI 2.0 SDI 2.0 TDI 2.0 TDI 2.0 TDI 2.0 TDI 2.0 TDI 16V	59 90 103 125 75 75 66 77 110 147 169 55 100 103 125 103	05/06→11/08 05/07→11/08 05/06→11/08 11/05→11/08 01/04→11/08 10/07→11/08 05/04→11/08 10/03→11/08 01/04→11/08 10/04→02/09 09/06→12/08 01/04→11/08 10/03→11/08 12/04→11/08 11/05→11/08 10/03→11/08	←	☐; +PR 1ZF;1ZM;1ZC; → 09/08		11.9541-9549.2	220575	ATE Ø 54 - Halter
			←	☐; +PR 1ZF;1ZM;1ZC; → 09/08		11.9541-9550.2	220576	ATE Ø 54 - Halter
			←	☐; +PR 1LL;1LV; → 09/08		11.9541-9553.2	220563	ATE Ø 54 - Halter
			←	☐; +PR 1ZE;1ZP; → 09/08		11.9541-9553.2	220563	ATE Ø 54 - Halter
			←	☐; +PR 1LJ;1ZD; → 09/08		11.9541-9553.2	220563	ATE Ø 54 - Halter
			←	☐; +PR 1LJ;1ZD; → 09/08		11.9541-9554.2	220564	ATE Ø 54 - Halter
			←	☐; +PR 1LL;1LV; → 09/08		11.9541-9554.2	220564	ATE Ø 54 - Halter
			←	☐; +PR 1ZE;1ZP; → 09/08		11.9541-9554.2	220564	ATE Ø 54 - Halter
			←	☐; +PR 1LK;1LM; → 09/08		11.9576-9995.2	220651	ATE Ø 57 - Halter
			←	☐; +PR 1LK;1LM; → 09/08		11.9576-9996.2	220652	ATE Ø 57 - Halter
			→	☐; +PR 1KD;1KQ; → 09/08		24.3384-1755.5	240886	TRW Ø 38 - Halter
			→	☐; +PR 1KD;1KQ; → 09/08		24.3384-1756.5	240887	TRW Ø 38 - Halter
			→	☐; +PR 1KZ; → 09/08		24.3387-1717.7	220757	TRW Ø 38 - Halter
			→	☐; +PR 1KZ; → 09/08		24.3387-1718.5	240873	TRW Ø 38 - Halter
			→	☐; +PR 1KE;1KF;1KV;1KY; → 09/08		24.3414-1709.5	240834	TRW Ø 41 - Halter
→	☐; +PR 1KE;1KF;1KV;1KY; → 09/08		24.3414-1710.5	240835	TRW Ø 41 - Halter			
1.9 TDI 4motion 2.0 FSI 4motion 2.0 TDI 16V 4motion 2.0 TDI 4motion 3.2 R32 4motion	77 110 103 103 184	08/04→11/08 08/04→11/08 08/04→11/08 08/04→11/08 11/05→11/08	←	☐; +PR 1ZF;1ZM;1ZC; → 09/08		11.9541-9549.2	220575	ATE Ø 54 - Halter
			←	☐; +PR 1ZF;1ZM;1ZC; → 09/08		11.9541-9550.2	220576	ATE Ø 54 - Halter
			←	☐; +PR 1ZE;1ZP; → 09/08		11.9541-9553.2	220563	ATE Ø 54 - Halter
			←	☐; +PR 1LL;1LV; → 09/08		11.9541-9553.2	220563	ATE Ø 54 - Halter
			←	☐; +PR 1LJ;1ZD; → 09/08		11.9541-9553.2	220563	ATE Ø 54 - Halter
			←	☐; +PR 1LJ;1ZD; → 09/08		11.9541-9554.2	220564	ATE Ø 54 - Halter
			←	☐; +PR 1ZE;1ZP; → 09/08		11.9541-9554.2	220564	ATE Ø 54 - Halter
←	☐; +PR 1LL;1LV; → 09/08		11.9541-9554.2	220564	ATE Ø 54 - Halter			



	kw			 	! #		
<b>VW - GOLF V (1K1) 10/03→02/09</b>							
<b>Bremssattel</b>							
1.9 TDI 4motion	77	08/04→11/08	←	☐; +PR 1LK;1LM; → 09/08		11.9576-9995.2 220651	ATE Ø 57 - Halter
2.0 FSI 4motion	110	08/04→11/08	←	☐; +PR 1LK;1LM; → 09/08		11.9576-9996.2 220652	ATE Ø 57 - Halter
2.0 TDI 16V 4motion	103	08/04→11/08	←	☐; +PR 1LK;1LM; → 09/08		11.9576-9996.2 220652	ATE Ø 57 - Halter
2.0 TDI 4motion	103	08/04→11/08	→	☐; +PR 1KE;1KF;1KV;1KY; → 09/08		24.3414-1709.5 240834	TRW Ø 41 - Halter
3.2 R32 4motion	184	11/05→11/08	→	☐; +PR 1KE;1KF;1KV;1KY; → 09/08		24.3414-1710.5 240835	TRW Ø 41 - Halter
3.2	184	09/05→11/08	←	☐; 11/05→ 09/08; +PR 1ZF;1ZM;1ZC		11.9541-9549.2 220575	ATE Ø 54 - Halter
			←	☐; 11/05→ 09/08; +PR 1ZF;1ZM;1ZC		11.9541-9550.2 220576	ATE Ø 54 - Halter
			←	☐; 11/05→ 09/08; +PR 1LL;1LV		11.9541-9553.2 220563	ATE Ø 54 - Halter
			←	☐; 11/05→ 09/08; +PR 1LJ;1ZD		11.9541-9553.2 220563	ATE Ø 54 - Halter
			←	☐; 11/05→ 09/08; +PR 1ZE;1ZP		11.9541-9553.2 220563	ATE Ø 54 - Halter
			←	☐; 11/05→ 09/08; +PR 1ZE;1ZP		11.9541-9554.2 220564	ATE Ø 54 - Halter
			←	☐; 11/05→ 09/08; +PR 1LJ;1ZD		11.9541-9554.2 220564	ATE Ø 54 - Halter
			←	☐; 11/05→ 09/08; +PR 1LL;1LV		11.9541-9554.2 220564	ATE Ø 54 - Halter
			←	☐; 11/05→ 09/08; +PR 1LK;1LM		11.9576-9995.2 220651	ATE Ø 57 - Halter
			←	☐; 11/05→ 09/08; +PR 1LK;1LM		11.9576-9996.2 220652	ATE Ø 57 - Halter
			→	☐; 11/05→ 09/08; +PR 1KE;1KF;1KV;1KY		24.3414-1709.5 240834	TRW Ø 41 - Halter
			→	☐; 11/05→ 09/08; +PR 1KE;1KF;1KV;1KY		24.3414-1710.5 240835	TRW Ø 41 - Halter
			<b>Feder, Bremssattel</b>				
1.4 16V	55	10/03→05/06	←	+PR 1LL;1LV	2	11.8116-0351.1 390538	ATE
1.4 FSI	66	10/03→07/06	←	+PR 1LJ;1ZD	2	11.8116-0351.1 390538	ATE
1.6 FSI	85	10/03→07/08	←	+PR 1ZE;1ZP	2	11.8116-0351.1 390538	ATE
			←	+PR 1LK;1LM	2	11.8116-0410.2 390589	ATE
1.4 16V	59	05/06→11/08	←	+PR 1LL;1LV; → 09/08	2	11.8116-0351.1 390538	ATE
1.4 TSI	90	05/07→11/08	←	+PR 1ZE;1ZP; → 09/08	2	11.8116-0351.1 390538	ATE
1.4 TSI	103	05/06→11/08	←	+PR 1ZE;1ZP; → 09/08	2	11.8116-0351.1 390538	ATE
1.4 TSI	125	11/05→11/08	←	+PR 1LJ;1ZD; → 09/08	2	11.8116-0351.1 390538	ATE
1.6	75	01/04→11/08	←	+PR 1LJ;1ZD; → 09/08	2	11.8116-0351.1 390538	ATE
1.6 MultiFuel	75	10/07→11/08	←	+PR 1LK;1LM; → 09/08	2	11.8116-0410.2 390589	ATE
1.9 TDI	66	05/04→11/08					
1.9 TDI	77	10/03→11/08					
1.9 TDI 4motion	77	08/04→11/08					
2.0 FSI	110	01/04→11/08					
2.0 FSI 4motion	110	08/04→11/08					
2.0 GTI	147	10/04→02/09					
2.0 GTI	169	09/06→12/08					
2.0 SDI	55	01/04→11/08					
2.0 TDI	100	10/03→11/08					
2.0 TDI	103	12/04→11/08					
2.0 TDI	125	11/05→11/08					
2.0 TDI 16V	103	10/03→11/08					
2.0 TDI 16V 4motion	103	08/04→11/08					
2.0 TDI 4motion	103	08/04→11/08					
3.2 R32 4motion	184	11/05→11/08					
3.2	184	09/05→11/08	←	11/05→ 09/08; +PR 1LJ;1ZD	2	11.8116-0351.1 390538	ATE
			←	11/05→ 09/08; +PR 1ZE;1ZP	2	11.8116-0351.1 390538	ATE
			←	11/05→ 09/08; +PR 1LL;1LV	2	11.8116-0351.1 390538	ATE
			←	11/05→ 09/08; +PR 1LK;1LM	2	11.8116-0410.2 390589	ATE
<b>Führungshülsensatz, Bremssattel</b>							
1.4 16V	55	10/03→05/06	←	+PR 1ZE;1ZP		11.0101-5409.2 260035	ATE
1.4 FSI	66	10/03→07/06	←	+PR 1LJ;1ZD		11.0101-5409.2 260035	ATE
1.6 FSI	85	10/03→07/08	←	+PR 1LL;1LV		11.0101-5409.2 260035	ATE
			←	+PR 1LK;1LM		11.0101-5409.2 260035	ATE
			←	+PR 1ZF;1ZM;1ZC		11.0101-5409.2 260035	ATE
1.4 16V	59	05/06→11/08	←	+PR 1LJ;1ZD; → 09/08		11.0101-5409.2 260035	ATE
1.4 TSI	90	05/07→11/08	←	+PR 1ZE;1ZP; → 09/08		11.0101-5409.2 260035	ATE
1.4 TSI	103	05/06→11/08	←	+PR 1ZE;1ZP; → 09/08		11.0101-5409.2 260035	ATE
1.4 TSI	125	11/05→11/08	←	+PR 1ZF;1ZM;1ZC; → 09/08		11.0101-5409.2 260035	ATE
1.6	75	01/04→11/08	←	+PR 1LJ;1ZD; → 09/08		11.0101-5409.2 260035	ATE
1.6 MultiFuel	75	10/07→11/08	←	+PR 1LK;1LM; → 09/08		11.0101-5409.2 260035	ATE
1.9 TDI	66	05/04→11/08	←	+PR 1LL;1LV; → 09/08		11.0101-5409.2 260035	ATE
1.9 TDI	77	10/03→11/08	←	+PR 1LL;1LV; → 09/08		11.0101-5409.2 260035	ATE
1.9 TDI 4motion	77	08/04→11/08					
2.0 FSI	110	01/04→11/08					
↓							



	kW			 	! #		
<b>VW - GOLF V (1K1) 10/03→02/09</b>							
<b>Führungshülzensatz, Bremssattel</b>							
2.0 FSI 4motion	110	08/04→11/08	←	+PR 1LJ;1ZD; → 09/08		11.0101-5409.2 260035	ATE
2.0 GTI	147	10/04→02/09	←	+PR 1ZE;1ZP; → 09/08		11.0101-5409.2 260035	ATE
2.0 GTI	169	09/06→12/08	←	+PR 1ZF;1ZM;1ZC; → 09/08		11.0101-5409.2 260035	ATE
2.0 SDI	55	01/04→11/08	←	+PR 1LJ;1ZD; → 09/08		11.0101-5409.2 260035	ATE
2.0 TDI	100	10/03→11/08	←	+PR 1LK;1LM; → 09/08		11.0101-5409.2 260035	ATE
2.0 TDI	103	12/04→11/08	←	+PR 1LL;1LV; → 09/08		11.0101-5409.2 260035	ATE
2.0 TDI	125	11/05→11/08	←	+PR 1LJ;1ZD; → 09/08		11.0101-5409.2 260035	ATE
2.0 TDI 16V	103	10/03→11/08	←	+PR 1LJ;1ZD; → 09/08		11.0101-5409.2 260035	ATE
2.0 TDI 16V 4motion	103	08/04→11/08	←	+PR 1LJ;1ZD; → 09/08		11.0101-5409.2 260035	ATE
2.0 TDI 4motion	103	08/04→11/08	←	+PR 1LJ;1ZD; → 09/08		11.0101-5409.2 260035	ATE
3.2 R32 4motion	184	11/05→11/08	←	+PR 1LJ;1ZD; → 09/08		11.0101-5409.2 260035	ATE
3.2	184	09/05→11/08	←	11/05→ 09/08; +PR 1LK;1LM		11.0101-5409.2 260035	ATE
			←	11/05→ 09/08; +PR 1LL;1LV		11.0101-5409.2 260035	ATE
			←	11/05→ 09/08; +PR 1ZE;1ZP		11.0101-5409.2 260035	ATE
			←	11/05→ 09/08; +PR 1LJ;1ZD		11.0101-5409.2 260035	ATE
			←	11/05→ 09/08; +PR 1ZF;1ZM;1ZC		11.0101-5409.2 260035	ATE
<b>Führungsbolzen, Bremssattel</b>							
1.4 16V	55	10/03→05/06		+PR 1ZE;1ZP		11.8171-0008.1 990049	ATE
1.4 FSI	66	10/03→07/06		+PR 1LL;1LV		11.8171-0008.1 990049	ATE
1.6 FSI	85	10/03→07/08		+PR 1LJ;1ZD		11.8171-0008.1 990049	ATE
				+PR 1LK;1LM		11.8171-0008.1 990049	ATE
				+PR 1ZF;1ZM;1ZC		11.8171-0069.1 250152	ATE
1.4 16V	59	05/06→11/08		+PR 1LL;1LV; → 09/08		11.8171-0008.1 990049	ATE
1.4 TSI	90	05/07→11/08		+PR 1LK;1LM; → 09/08		11.8171-0008.1 990049	ATE
1.4 TSI	103	05/06→11/08		+PR 1LJ;1ZD; → 09/08		11.8171-0008.1 990049	ATE
1.4 TSI	125	11/05→11/08		+PR 1LJ;1ZD; → 09/08		11.8171-0008.1 990049	ATE
1.6	75	01/04→11/08		+PR 1ZE;1ZP; → 09/08		11.8171-0008.1 990049	ATE
1.6 MultiFuel	75	10/07→11/08		+PR 1ZF;1ZM;1ZC; → 09/08		11.8171-0069.1 250152	ATE
1.9 TDI	66	05/04→11/08		+PR 1ZF;1ZM;1ZC; → 09/08		11.8171-0069.1 250152	ATE
1.9 TDI	77	10/03→11/08		+PR 1ZF;1ZM;1ZC; → 09/08		11.8171-0069.1 250152	ATE
1.9 TDI 4motion	77	08/04→11/08		+PR 1ZF;1ZM;1ZC; → 09/08		11.8171-0069.1 250152	ATE
2.0 FSI	110	01/04→11/08		+PR 1ZF;1ZM;1ZC; → 09/08		11.8171-0069.1 250152	ATE
2.0 FSI 4motion	110	08/04→11/08		+PR 1ZF;1ZM;1ZC; → 09/08		11.8171-0069.1 250152	ATE
2.0 GTI	147	10/04→02/09		+PR 1ZF;1ZM;1ZC; → 09/08		11.8171-0069.1 250152	ATE
2.0 GTI	169	09/06→12/08		+PR 1ZF;1ZM;1ZC; → 09/08		11.8171-0069.1 250152	ATE
2.0 SDI	55	01/04→11/08		+PR 1ZF;1ZM;1ZC; → 09/08		11.8171-0069.1 250152	ATE
2.0 TDI	100	10/03→11/08		+PR 1ZF;1ZM;1ZC; → 09/08		11.8171-0069.1 250152	ATE
2.0 TDI	103	12/04→11/08		+PR 1ZF;1ZM;1ZC; → 09/08		11.8171-0069.1 250152	ATE
2.0 TDI	125	11/05→11/08		+PR 1ZF;1ZM;1ZC; → 09/08		11.8171-0069.1 250152	ATE
2.0 TDI 16V	103	10/03→11/08		+PR 1ZF;1ZM;1ZC; → 09/08		11.8171-0069.1 250152	ATE
2.0 TDI 16V 4motion	103	08/04→11/08		+PR 1ZF;1ZM;1ZC; → 09/08		11.8171-0069.1 250152	ATE
2.0 TDI 4motion	103	08/04→11/08		+PR 1ZF;1ZM;1ZC; → 09/08		11.8171-0069.1 250152	ATE
3.2 R32 4motion	184	11/05→11/08		+PR 1ZF;1ZM;1ZC; → 09/08		11.8171-0069.1 250152	ATE
3.2	184	09/05→11/08		11/05→ 09/08; +PR 1LK;1LM		11.8171-0008.1 990049	ATE
				11/05→ 09/08; +PR 1ZE;1ZP		11.8171-0008.1 990049	ATE
				11/05→ 09/08; +PR 1LL;1LV		11.8171-0008.1 990049	ATE
				11/05→ 09/08; +PR 1LJ;1ZD		11.8171-0008.1 990049	ATE
				11/05→ 09/08; +PR 1ZF;1ZM;1ZC		11.8171-0069.1 250152	ATE
<b>Zubehörsatz, Bremssattel</b>							
1.4 16V	55	10/03→05/06	→	+PR 1KZ		24.0101-3803.2 260101	TRW
1.4 FSI	66	10/03→07/06	→	+PR 1KZ		24.0101-3803.2 260101	TRW
1.6 FSI	85	10/03→07/08	→	+PR 1KZ		24.0101-3803.2 260101	TRW
1.4 16V	59	05/06→11/08	→	+PR 1KZ; → 09/08		24.0101-3803.2 260101	TRW
1.4 TSI	90	05/07→11/08	→	+PR 1KZ; → 09/08		24.0101-3803.2 260101	TRW
1.4 TSI	103	05/06→11/08	→	+PR 1KZ; → 09/08		24.0101-3803.2 260101	TRW
1.4 TSI	125	11/05→11/08	→	+PR 1KZ; → 09/08		24.0101-3803.2 260101	TRW
1.6	75	01/04→11/08	→	+PR 1KZ; → 09/08		24.0101-3803.2 260101	TRW
1.6 MultiFuel	75	10/07→11/08	→	+PR 1KZ; → 09/08		24.0101-3803.2 260101	TRW
1.9 TDI	66	05/04→11/08	→	+PR 1KZ; → 09/08		24.0101-3803.2 260101	TRW
1.9 TDI	77	10/03→11/08	→	+PR 1KZ; → 09/08		24.0101-3803.2 260101	TRW
2.0 FSI	110	01/04→11/08	→	+PR 1KZ; → 09/08		24.0101-3803.2 260101	TRW
2.0 GTI	147	10/04→02/09	→	+PR 1KZ; → 09/08		24.0101-3803.2 260101	TRW
2.0 GTI	169	09/06→12/08	→	+PR 1KZ; → 09/08		24.0101-3803.2 260101	TRW
2.0 SDI	55	01/04→11/08	→	+PR 1KZ; → 09/08		24.0101-3803.2 260101	TRW
2.0 TDI	100	10/03→11/08	→	+PR 1KZ; → 09/08		24.0101-3803.2 260101	TRW
2.0 TDI	103	12/04→11/08	→	+PR 1KZ; → 09/08		24.0101-3803.2 260101	TRW
2.0 TDI	125	11/05→11/08	→	+PR 1KZ; → 09/08		24.0101-3803.2 260101	TRW
2.0 TDI 16V	103	10/03→11/08	→	+PR 1KZ; → 09/08		24.0101-3803.2 260101	TRW
<b>Bremsschlauch</b>							
1.4 16V	55	10/03→05/06	←		2	24.5143-0564.3 331433	L= 564
1.4 FSI	66	10/03→07/06	→		2	24.5204-0233.3 331430	L= 233
1.6 FSI	85	10/03→07/08	→		2	24.5204-0233.3 331430	L= 233
↓							

	kw			 	! #		
<b>VW - GOLF V (1K1) 10/03→02/09</b>							
 <b>Bremsschlauch</b>							
1.4 16V	59	05/06→11/08	←	→ 09/08	2	24.5143-0564.3	331433 L= 564
1.4 TSI	90	05/07→11/08	→	→ 09/08	2	24.5204-0233.3	331430 L= 233
1.4 TSI	103	05/06→11/08					
1.4 TSI	125	11/05→11/08					
1.6	75	01/04→11/08					
1.6 MultiFuel	75	10/07→11/08					
1.9 TDI	66	05/04→11/08					
1.9 TDI	77	10/03→11/08					
2.0 FSI	110	01/04→11/08					
2.0 GTI	147	10/04→02/09					
2.0 GTI	169	09/06→12/08					
2.0 SDI	55	01/04→11/08					
2.0 TDI	100	10/03→11/08					
2.0 TDI	103	12/04→11/08					
2.0 TDI	125	11/05→11/08					
2.0 TDI 16V	103	10/03→11/08					
1.9 TDI 4motion	77	08/04→11/08	←	→ 09/08; +PR 1ZE,1ZP	2	24.5143-0564.3	331433 L= 564
2.0 FSI 4motion	110	08/04→11/08	←	→ 09/08; +PR 1LK;1LM	2	83.7849-0502.3	331125 L= 504
2.0 TDI 16V 4motion	103	08/04→11/08	←	→ 09/08	2	24.5204-0233.3	331430 L= 233
2.0 TDI 4motion	103	08/04→11/08	→	→ 09/08	2	24.5204-0233.3	331430 L= 233
3.2 R32 4motion	184	11/05→11/08	←	11/05→ 09/08; +PR 1ZE,1ZP	2	24.5143-0564.3	331433 L= 564
3.2	184	09/05→11/08	←	11/05→ 09/08; +PR 1LK;1LM	2	83.7849-0502.3	331125 L= 504
			→	11/05→ 09/08	2	24.5204-0233.3	331430 L= 233
<b>VW - GOLF V Variant (1K5) 06/07→07/09</b>							
 <b>Bremssattel</b>							
1.4	59	06/07→07/09	←	☐; → 06/09; +PR 1ZM		11.9541-9549.2	220575 ATE Ø 54 - Halter
1.4 TSI	90	06/07→07/09	←	☐; → 06/09; +PR 1ZM		11.9541-9550.2	220576 ATE Ø 54 - Halter
1.4 TSI	103	06/07→07/09	←	☐; → 06/09; +PR 1LJ;1ZD		11.9541-9553.2	220563 ATE Ø 54 - Halter
1.4 TSI	118	07/08→07/09	←	☐; → 06/09; +PR 1ZE;1ZP		11.9541-9553.2	220563 ATE Ø 54 - Halter
1.4 TSI	125	06/07→07/09	←	☐; → 06/09; +PR 1LJ;1ZD		11.9541-9554.2	220564 ATE Ø 54 - Halter
1.6	75	06/07→07/09	←	☐; → 06/09; +PR 1ZE;1ZP		11.9541-9554.2	220564 ATE Ø 54 - Halter
1.6 MultiFuel	75	11/07→07/09	←	☐; → 06/09; +PR 1LJ;1ZD		11.9541-9554.2	220564 ATE Ø 54 - Halter
1.9 TDI	77	06/07→07/09	←	☐; → 06/09; +PR 1ZE;1ZP		11.9541-9554.2	220564 ATE Ø 54 - Halter
1.9 TDI 4motion	77	01/08→07/09	←	☐; → 06/09; +PR 1ZE;1ZP		11.9541-9554.2	220564 ATE Ø 54 - Halter
2.0	147	06/07→07/09	→	☐; → 06/09; +PR 1KE,1KF,1KJ,1KV		24.3414-1709.5	240834 TRW Ø 41 - Halter
2.0 TDI	100	06/07→07/09	→	☐; → 06/09; +PR 1KE,1KF,1KJ,1KV		24.3414-1710.5	240835 TRW Ø 41 - Halter
2.0 TDI	103	06/07→07/09	→	☐; → 06/09; +PR 1KE,1KF,1KJ,1KV		24.3414-1710.5	240835 TRW Ø 41 - Halter
2.0 TDI 16V	103	06/07→07/09	→	☐; → 06/09; +PR 1KE,1KF,1KJ,1KV		24.3414-1710.5	240835 TRW Ø 41 - Halter
<b>Feder, Bremssattel</b>							
1.4	59	06/07→07/09	←	→ 06/09; +PR 1ZE;1ZP	2	11.8116-0351.1	390538 ATE
1.4 TSI	90	06/07→07/09	←	→ 06/09; +PR 1LJ;1ZD	2	11.8116-0351.1	390538 ATE
1.4 TSI	103	06/07→07/09	←	→ 06/09; +PR 1LJ;1ZD	2	11.8116-0351.1	390538 ATE
1.4 TSI	118	07/08→07/09	←	→ 06/09; +PR 1ZE;1ZP		11.0101-5409.2	260035 ATE
1.4 TSI	125	06/07→07/09	←	→ 06/09; +PR 1ZE;1ZP		11.0101-5409.2	260035 ATE
1.6	75	06/07→07/09	←	→ 06/09; +PR 1ZE;1ZP		11.0101-5409.2	260035 ATE
1.6 MultiFuel	75	11/07→07/09	←	→ 06/09; +PR 1ZE;1ZP		11.0101-5409.2	260035 ATE
1.9 TDI	77	06/07→07/09	←	→ 06/09; +PR 1ZE;1ZP		11.0101-5409.2	260035 ATE
1.9 TDI 4motion	77	01/08→07/09	←	→ 06/09; +PR 1ZE;1ZP		11.0101-5409.2	260035 ATE
2.0	147	06/07→07/09	←	→ 06/09; +PR 1ZE;1ZP		11.0101-5409.2	260035 ATE
2.0 TDI	100	06/07→07/09	←	→ 06/09; +PR 1ZE;1ZP		11.0101-5409.2	260035 ATE
2.0 TDI	103	06/07→07/09	←	→ 06/09; +PR 1ZE;1ZP		11.0101-5409.2	260035 ATE
2.0 TDI 16V	103	06/07→07/09	←	→ 06/09; +PR 1ZE;1ZP		11.0101-5409.2	260035 ATE
<b>Führungshülzensatz, Bremssattel</b>							
1.4	59	06/07→07/09	←	→ 06/09; +PR 1ZM		11.0101-5409.2	260035 ATE
1.4 TSI	90	06/07→07/09	←	→ 06/09; +PR 1LJ;1ZD		11.0101-5409.2	260035 ATE
1.4 TSI	103	06/07→07/09	←	→ 06/09; +PR 1LJ;1ZD		11.0101-5409.2	260035 ATE
1.4 TSI	118	07/08→07/09	←	→ 06/09; +PR 1ZE;1ZP		11.0101-5409.2	260035 ATE
1.4 TSI	125	06/07→07/09	←	→ 06/09; +PR 1ZE;1ZP		11.0101-5409.2	260035 ATE
1.6	75	06/07→07/09	←	→ 06/09; +PR 1ZE;1ZP		11.0101-5409.2	260035 ATE
1.6 MultiFuel	75	11/07→07/09	←	→ 06/09; +PR 1ZE;1ZP		11.0101-5409.2	260035 ATE
1.9 TDI	77	06/07→07/09	←	→ 06/09; +PR 1ZE;1ZP		11.0101-5409.2	260035 ATE
1.9 TDI 4motion	77	01/08→07/09	←	→ 06/09; +PR 1ZE;1ZP		11.0101-5409.2	260035 ATE
2.0	147	06/07→07/09	←	→ 06/09; +PR 1ZE;1ZP		11.0101-5409.2	260035 ATE
2.0 TDI	100	06/07→07/09	←	→ 06/09; +PR 1ZE;1ZP		11.0101-5409.2	260035 ATE
2.0 TDI	103	06/07→07/09	←	→ 06/09; +PR 1ZE;1ZP		11.0101-5409.2	260035 ATE
2.0 TDI 16V	103	06/07→07/09	←	→ 06/09; +PR 1ZE;1ZP		11.0101-5409.2	260035 ATE
<b>Führungsbolzen, Bremssattel</b>							
1.4	59	06/07→07/09		→ 06/09; +PR 1ZE;1ZP		11.8171-0008.1	990049 ATE
1.4 TSI	90	06/07→07/09		→ 06/09; +PR 1LJ;1ZD		11.8171-0008.1	990049 ATE
1.4 TSI	103	06/07→07/09		→ 06/09; +PR 1LJ;1ZD		11.8171-0008.1	990049 ATE
1.4 TSI	118	07/08→07/09		→ 06/09; +PR 1ZM		11.8171-0069.1	250152 ATE
1.4 TSI	125	06/07→07/09		→ 06/09; +PR 1ZM		11.8171-0069.1	250152 ATE
1.6	75	06/07→07/09		→ 06/09; +PR 1ZM		11.8171-0069.1	250152 ATE
1.6 MultiFuel	75	11/07→07/09		→ 06/09; +PR 1ZM		11.8171-0069.1	250152 ATE
↓							



### VW - GOLF V Variant (1K5) 06/07→07/09

#### Führungsbolzen, Bremsattel

1.9 TDI	77	06/07→07/09		→ 06/09; +PR 1ZE;1ZP		11.8171-0008.1	990049	ATE
1.9 TDI 4motion	77	01/08→07/09				11.8171-0008.1	990049	ATE
2.0	147	06/07→07/09		→ 06/09; +PR 1LJ;1ZD		11.8171-0008.1	990049	ATE
2.0 TDI	100	06/07→07/09		→ 06/09; +PR 1ZM		11.8171-0069.1	250152	ATE
2.0 TDI	103	06/07→07/09						
2.0 TDI 16V	103	06/07→07/09						








#### Bremsschlauch

1.4	59	06/07→07/09	←	→ 06/09	2	24.5143-0564.3	331433	L= 564
1.4 TSI	90	06/07→07/09						
1.4 TSI	103	06/07→07/09	→	→ 06/09	2	24.5204-0233.3	331430	L= 233
1.4 TSI	118	07/08→07/09						
1.4 TSI	125	06/07→07/09						
1.6	75	06/07→07/09						
1.6 MultiFuel	75	11/07→07/09						
1.9 TDI	77	06/07→07/09						
1.9 TDI 4motion	77	01/08→07/09						
2.0	147	06/07→07/09						
2.0 TDI	100	06/07→07/09						
2.0 TDI	103	06/07→07/09						
2.0 TDI 16V	103	06/07→07/09						

### VW - GOLF VI (5K1) 10/08→11/13








#### Bremsattel










1.2 TSI	63	05/10→11/12	←	☐; +PR 1ZF		11.9541-9549.2	220575	ATE Ø 54 - Halter
2.0 GTI	173	05/11→11/12	←	☐; +PR 1ZF		11.9541-9550.2	220576	ATE Ø 54 - Halter
			←	☐; +PR 1ZE,1ZP		11.9541-9553.2	220563	ATE Ø 54 - Halter
			←	☐; +PR 1LJ,1LL,1LV,1ZA / 1ZB,1ZD		11.9541-9553.2	220563	ATE Ø 54 - Halter
			←	☐; +PR 1ZE,1ZP		11.9541-9554.2	220564	ATE Ø 54 - Halter
			←	☐; +PR 1LJ,1LL,1LV,1ZA / 1ZB,1ZD		11.9541-9554.2	220564	ATE Ø 54 - Halter
			←	☐; +PR 1LM		11.9576-9995.2	220651	ATE Ø 57 - Halter
			←	☐; +PR 1LM		11.9576-9996.2	220652	ATE Ø 57 - Halter
			→	☐; +PR 1KD		24.3384-1755.5	240886	TRW Ø 38 - Halter
			→	☐; +PR 1KD		24.3384-1756.5	240887	TRW Ø 38 - Halter
			→	☐; +PR 1KY,1KV		24.3387-1729.7	221007	TRW Ø 38 - Halter
			→	☐; +PR 1KY,1KV		24.3387-1730.7	221008	TRW Ø 38 - Halter
1.2 TSI	77	11/08→11/12	←	☐; 05/09→; +PR 1ZF		11.9541-9549.2	220575	ATE Ø 54 - Halter
			←	☐; 05/09→; +PR 1ZF		11.9541-9550.2	220576	ATE Ø 54 - Halter
			←	☐; 05/09→; +PR 1LJ,1LL,1LV,1ZA / 1ZB,1ZD		11.9541-9553.2	220563	ATE Ø 54 - Halter
			←	☐; 05/09→; +PR 1ZE,1ZP		11.9541-9553.2	220563	ATE Ø 54 - Halter
			←	☐; 05/09→; +PR 1LJ,1LL,1LV,1ZA / 1ZB,1ZD		11.9541-9554.2	220564	ATE Ø 54 - Halter
			←	☐; 05/09→; +PR 1ZE,1ZP		11.9541-9554.2	220564	ATE Ø 54 - Halter
			←	☐; 05/09→; +PR 1LM		11.9576-9995.2	220651	ATE Ø 57 - Halter
			←	☐; 05/09→; +PR 1LM		11.9576-9996.2	220652	ATE Ø 57 - Halter
			→	☐; 05/09→; +PR 1KD		24.3384-1755.5	240886	TRW Ø 38 - Halter
			→	☐; 05/09→; +PR 1KD		24.3384-1756.5	240887	TRW Ø 38 - Halter
			→	☐; 05/09→ 10/09; +PR 1KZ		24.3387-1717.7	220757	TRW Ø 38 - Halter
			→	☐; 05/09→ 10/09; +PR 1KZ		24.3387-1718.5	240873	TRW Ø 38 - Halter
			→	☐; 11/09→; +PR 1KY,1KV		24.3387-1729.7	221007	TRW Ø 38 - Halter
			→	☐; 11/09→; +PR 1KY,1KV		24.3387-1730.7	221008	TRW Ø 38 - Halter
			→	☐; 05/09→ 10/09; +PR 1KE,1KF		24.3414-1709.5	240834	TRW Ø 41 - Halter
			→	☐; 05/09→ 10/09; +PR 1KE,1KF		24.3414-1710.5	240835	TRW Ø 41 - Halter
1.4	59	10/08→11/12	←	☐; +PR 1ZF		11.9541-9549.2	220575	ATE Ø 54 - Halter
1.4 TSI	90	10/08→11/12						
1.4 TSI	118	10/08→11/12	←	☐; +PR 1ZF		11.9541-9550.2	220576	ATE Ø 54 - Halter
1.6	75	10/08→11/12	←	☐; +PR 1LJ,1LL,1LV,1ZA / 1ZB,1ZD		11.9541-9553.2	220563	ATE Ø 54 - Halter
1.6 BiFuel	75	03/09→11/12						
1.6 MultiFuel	75	10/08→11/12	←	☐; +PR 1ZE,1ZP		11.9541-9553.2	220563	ATE Ø 54 - Halter
1.6 TDI	66	02/09→11/12	←	☐; +PR 1ZE,1ZP		11.9541-9554.2	220564	ATE Ø 54 - Halter
1.6 TDI	77	02/09→11/12	←	☐; +PR 1ZE,1ZP		11.9541-9554.2	220564	ATE Ø 54 - Halter
1.8 TSI	118	06/09→01/11	←	☐; +PR 1LJ,1LL,1LV,1ZA / 1ZB,1ZD		11.9541-9554.2	220564	ATE Ø 54 - Halter
2.0 GTi	155	04/09→11/12						
2.0 TDI	81	10/08→11/12	←	☐; +PR 1LM		11.9576-9995.2	220651	ATE Ø 57 - Halter
2.0 TDI	100	10/08→11/12						

	kw			 	! #		
<b>VW - GOLF VI (5K1) 10/08→11/13</b>							
<b>Bremssattel</b>							
2.0 TDI	103	10/08→05/13	←	☐; +PR 1LM	2	11.9576-9996.2 220652	ATE Ø 57 - Halter
2.0 TDI	125	04/09→11/12	→	☐; +PR 1KD	2	24.3384-1755.5 240886	TRW Ø 38 - Halter
			→	☐; +PR 1KD	2	24.3384-1756.5 240887	TRW Ø 38 - Halter
			→	☐; → 10/09; +PR 1KZ	2	24.3387-1717.7 220757	TRW Ø 38 - Halter
			→	☐; → 10/09; +PR 1KZ	2	24.3387-1718.5 240873	TRW Ø 38 - Halter
			→	☐; 11/09→; +PR 1KY,1KV	2	24.3387-1729.7 221007	TRW Ø 38 - Halter
			→	☐; 11/09→; +PR 1KY,1KV	2	24.3387-1730.7 221008	TRW Ø 38 - Halter
			→	☐; → 10/09; +PR 1KE,1KF	2	24.3414-1709.5 240834	TRW Ø 41 - Halter
			→	☐; → 10/09; +PR 1KE,1KF	2	24.3414-1710.5 240835	TRW Ø 41 - Halter
2.0 R 4motion	188	11/09→11/13	←	☐; +PR 1ZF	2	11.9541-9549.2 220575	ATE Ø 54 - Halter
2.0 R 4motion	195	11/09→05/11	←	☐; +PR 1ZF	2	11.9541-9550.2 220576	ATE Ø 54 - Halter
2.0 R 4motion	199	11/09→11/12	←	☐; +PR 1LJ,1LL,1LV,1ZA / 1ZB,1ZD	2	11.9541-9553.2 220563	ATE Ø 54 - Halter
			←	☐; +PR 1ZE,1ZP	2	11.9541-9553.2 220563	ATE Ø 54 - Halter
			←	☐; +PR 1LJ,1LL,1LV,1ZA / 1ZB,1ZD	2	11.9541-9554.2 220564	ATE Ø 54 - Halter
			←	☐; +PR 1ZE,1ZP	2	11.9541-9554.2 220564	ATE Ø 54 - Halter
			←	☐; +PR 1LM	2	11.9576-9995.2 220651	ATE Ø 57 - Halter
			←	☐; +PR 1LM	2	11.9576-9996.2 220652	ATE Ø 57 - Halter
2.0 TDI 4motion	103	05/09→11/12	←	☐; +PR 1ZF	2	11.9541-9549.2 220575	ATE Ø 54 - Halter
			←	☐; +PR 1ZF	2	11.9541-9550.2 220576	ATE Ø 54 - Halter
			←	☐; +PR 1LJ,1LL,1LV,1ZA / 1ZB,1ZD	2	11.9541-9553.2 220563	ATE Ø 54 - Halter
			←	☐; +PR 1ZE,1ZP	2	11.9541-9553.2 220563	ATE Ø 54 - Halter
			←	☐; +PR 1ZE,1ZP	2	11.9541-9554.2 220564	ATE Ø 54 - Halter
			←	☐; +PR 1LJ,1LL,1LV,1ZA / 1ZB,1ZD	2	11.9541-9554.2 220564	ATE Ø 54 - Halter
			←	☐; +PR 1LM	2	11.9576-9995.2 220651	ATE Ø 57 - Halter
			←	☐; +PR 1LM	2	11.9576-9996.2 220652	ATE Ø 57 - Halter
			→	☐; → 10/09; +PR 1KE,1KF	2	24.3414-1709.5 240834	TRW Ø 41 - Halter
			→	☐; → 10/09; +PR 1KE,1KF	2	24.3414-1710.5 240835	TRW Ø 41 - Halter
<b>Feder, Bremssattel</b>							
1.2 TSI	63	05/10→11/12		+PR 1LJ,1LL,1LV,1ZA / 1ZB,1ZD	2	11.8116-0351.1 390538	ATE
1.4	59	10/08→11/12		+PR 1ZE,1ZP	2	11.8116-0351.1 390538	ATE
1.4 TSI	90	10/08→11/12		+PR 1LM	2	11.8116-0410.2 390589	ATE
1.4 TSI	118	10/08→11/12		+PR 1LM	2	11.8116-0410.2 390589	ATE
1.6	75	10/08→11/12					
1.6 BiFuel	75	03/09→11/12					
1.6 MultiFuel	75	10/08→11/12					
1.6 TDI	66	02/09→11/12					
1.6 TDI	77	02/09→11/12					
1.8 TSI	118	06/09→01/11					
2.0 GTi	155	04/09→11/12					
2.0 GTi	173	05/11→11/12					
2.0 R 4motion	188	11/09→11/13					
2.0 R 4motion	195	11/09→05/11					
2.0 R 4motion	199	11/09→11/12					
2.0 TDI	81	10/08→11/12					
2.0 TDI	100	10/08→11/12					
2.0 TDI	103	10/08→05/13					
2.0 TDI	125	04/09→11/12					
2.0 TDI 4motion	103	05/09→11/12					
1.2 TSI	77	11/08→11/12		05/09→; +PR 1LJ,1LL,1LV,1ZA / 1ZB,1ZD	2	11.8116-0351.1 390538	ATE
				05/09→; +PR 1ZE,1ZP	2	11.8116-0351.1 390538	ATE
				05/09→; +PR 1LM	2	11.8116-0410.2 390589	ATE
<b>Führungshülzensatz, Bremssattel</b>							
1.2 TSI	63	05/10→11/12	←	+PR 1ZF	2	11.0101-5409.2 260035	ATE
1.4	59	10/08→11/12	←	+PR 1ZE,1ZP	2	11.0101-5409.2 260035	ATE
1.4 TSI	90	10/08→11/12	←	+PR 1ZK	2	11.0101-5409.2 260035	ATE
1.4 TSI	118	10/08→11/12	←	+PR 1ZK	2	11.0101-5409.2 260035	ATE
1.6	75	10/08→11/12	←	+PR 1LJ,1LL,1LV,1ZA / 1ZB,1ZD	2	11.0101-5409.2 260035	ATE
1.6 BiFuel	75	03/09→11/12	←	+PR 1LJ,1LL,1LV,1ZA / 1ZB,1ZD	2	11.0101-5409.2 260035	ATE
1.6 MultiFuel	75	10/08→11/12	←	+PR 1LM	2	11.0101-5409.2 260035	ATE
1.6 TDI	66	02/09→11/12	←	+PR 1LM	2	11.0101-5409.2 260035	ATE
1.6 TDI	77	02/09→11/12	←	+PR 1LM	2	11.0101-5409.2 260035	ATE
1.8 TSI	118	06/09→01/11	←	+PR 1LM	2	11.0101-5409.2 260035	ATE
2.0 GTi	155	04/09→11/12	←	+PR 1LM	2	11.0101-5409.2 260035	ATE
↓							





	kw			 	! #		
<b>VW - GOLF VI (5K1) 10/08→11/13</b>							
<b>Führungshülzensatz, Bremsattel</b>							
2.0 GTi	173	05/11→11/12	←	+PR 1ZF		11.0101-5409.2 260035	ATE
2.0 R 4motion	188	11/09→11/13	←	+PR 1ZE,1ZP		11.0101-5409.2 260035	ATE
2.0 R 4motion	195	11/09→05/11	←	+PR 1ZK		11.0101-5409.2 260035	ATE
2.0 R 4motion	199	11/09→11/12	←	+PR 1ZK		11.0101-5409.2 260035	ATE
2.0 TDI	81	10/08→11/12	←	+PR 1LJ,1LL,1LV,1ZA / 1ZB,1ZD		11.0101-5409.2 260035	ATE
2.0 TDI	100	10/08→11/12	←	+PR 1LM		11.0101-5409.2 260035	ATE
2.0 TDI	103	10/08→05/13	←	+PR 1LM		11.0101-5409.2 260035	ATE
2.0 TDI	125	04/09→11/12	←	+PR 1LM		11.0101-5409.2 260035	ATE
2.0 TDI 4motion	103	05/09→11/12	←	+PR 1LM		11.0101-5409.2 260035	ATE
1.2 TSI	77	11/08→11/12	←	05/09→; +PR 1LM		11.0101-5409.2 260035	ATE
			←	05/09→; +PR 1LJ,1LL,1LV,1ZA / 1ZB,1ZD		11.0101-5409.2 260035	ATE
			←	05/09→; +PR 1ZK		11.0101-5409.2 260035	ATE
			←	05/09→; +PR 1ZF		11.0101-5409.2 260035	ATE
			←	05/09→; +PR 1ZE,1ZP		11.0101-5409.2 260035	ATE
<b>Führungsbolzen, Bremsattel</b>							
1.2 TSI	63	05/10→11/12		+PR 1LM		11.8171-0008.1 990049	ATE
1.4	59	10/08→11/12		+PR 1ZK		11.8171-0008.1 990049	ATE
1.4 TSI	90	10/08→11/12		+PR 1ZE,1ZP		11.8171-0008.1 990049	ATE
1.4 TSI	118	10/08→11/12		+PR 1ZE,1ZP		11.8171-0008.1 990049	ATE
1.6	75	10/08→11/12		+PR 1LJ,1LL,1LV,1ZA / 1ZB,1ZD		11.8171-0008.1 990049	ATE
1.6 BiFuel	75	03/09→11/12		+PR 1ZF		11.8171-0069.1 250152	ATE
1.6 MultiFuel	75	10/08→11/12		+PR 1ZF		11.8171-0069.1 250152	ATE
1.6 TDI	66	02/09→11/12		+PR 1ZF		11.8171-0069.1 250152	ATE
1.6 TDI	77	02/09→11/12		+PR 1ZF		11.8171-0069.1 250152	ATE
1.8 TSI	118	06/09→01/11		+PR 1ZF		11.8171-0069.1 250152	ATE
2.0 GTi	155	04/09→11/12		+PR 1ZF		11.8171-0069.1 250152	ATE
2.0 GTi	173	05/11→11/12		+PR 1ZF		11.8171-0069.1 250152	ATE
2.0 R 4motion	188	11/09→11/13		+PR 1ZF		11.8171-0069.1 250152	ATE
2.0 R 4motion	195	11/09→05/11		+PR 1ZF		11.8171-0069.1 250152	ATE
2.0 R 4motion	199	11/09→11/12		+PR 1ZF		11.8171-0069.1 250152	ATE
2.0 TDI	81	10/08→11/12		+PR 1ZF		11.8171-0069.1 250152	ATE
2.0 TDI	100	10/08→11/12		+PR 1ZF		11.8171-0069.1 250152	ATE
2.0 TDI	103	10/08→05/13		+PR 1ZF		11.8171-0069.1 250152	ATE
2.0 TDI	125	04/09→11/12		+PR 1ZF		11.8171-0069.1 250152	ATE
2.0 TDI 4motion	103	05/09→11/12		+PR 1ZF		11.8171-0069.1 250152	ATE
1.2 TSI	77	11/08→11/12		05/09→; +PR 1LM		11.8171-0008.1 990049	ATE
				05/09→; +PR 1LJ,1LL,1LV,1ZA / 1ZB,1ZD		11.8171-0008.1 990049	ATE
				05/09→; +PR 1ZK		11.8171-0008.1 990049	ATE
				05/09→; +PR 1ZE,1ZP		11.8171-0008.1 990049	ATE
				05/09→; +PR 1ZF		11.8171-0069.1 250152	ATE
<b>Zubehörsatz, Bremsattel</b>							
1.2 TSI	77	11/08→11/12		05/09→ 10/09; +PR 1KZ		24.0101-3803.2 260101	TRW
1.4	59	10/08→11/12		→ 10/09; +PR 1KZ		24.0101-3803.2 260101	TRW
1.4 TSI	90	10/08→11/12		+PR 1KZ		24.0101-3803.2 260101	TRW
1.4 TSI	118	10/08→11/12		+PR 1KZ		24.0101-3803.2 260101	TRW
1.6	75	10/08→11/12		+PR 1KZ		24.0101-3803.2 260101	TRW
1.6 BiFuel	75	03/09→11/12		+PR 1KZ		24.0101-3803.2 260101	TRW
1.6 MultiFuel	75	10/08→11/12		+PR 1KZ		24.0101-3803.2 260101	TRW
1.6 TDI	66	02/09→11/12		+PR 1KZ		24.0101-3803.2 260101	TRW
1.6 TDI	77	02/09→11/12		+PR 1KZ		24.0101-3803.2 260101	TRW
1.8 TSI	118	06/09→01/11		+PR 1KZ		24.0101-3803.2 260101	TRW
2.0 GTi	155	04/09→11/12		+PR 1KZ		24.0101-3803.2 260101	TRW
2.0 TDI	81	10/08→11/12		+PR 1KZ		24.0101-3803.2 260101	TRW
2.0 TDI	100	10/08→11/12		+PR 1KZ		24.0101-3803.2 260101	TRW
2.0 TDI	103	10/08→05/13		+PR 1KZ		24.0101-3803.2 260101	TRW
2.0 TDI	125	04/09→11/12		+PR 1KZ		24.0101-3803.2 260101	TRW
<b>Bremsschlauch</b>							
1.2 TSI	63	05/10→11/12	←	+PR 1LJ,1LL,1LV,1ZA / 1ZB,1ZD,1ZE, 1ZF / 1ZP	2	24.5143-0564.3 331433	L= 564
			←	+PR 1ZK	2	83.7849-0502.3 331125	L= 504
			→	+PR 1KD	2	24.5204-0233.3 331430	L= 233
			→	☐; +PR 1KD		83.7847-0254.3 331233	L= 255
			→	☐; +PR 1KD		83.7847-0257.3 331234	L= 255
1.2 TSI	77	11/08→11/12	←	05/09→; +PR 1LJ,1LL,1LV,1ZA / 1ZB,1ZD,1ZE, 1ZF / 1ZP	2	24.5143-0564.3 331433	L= 564
			←	05/09→; +PR 1ZK	2	83.7849-0502.3 331125	L= 504
			→	05/09→ 10/09; +PR 1KE,1KF,1KV,1KY / 1KZ	2	24.5204-0233.3 331430	L= 233

	kw			 	! #		
<b>VW - GOLF VI (5K1) 10/08→11/13</b>							
 <b>Bremsschlauch</b>							
1.2 TSI	77	11/08→11/12	➔	05/09→; +PR 1KD	2	24.5204-0233.3 331430	L= 233
			➔	☐; 11/09→; +PR 1KD		83.7847-0254.3 331233	L= 255
			➔	☐; 11/09→; +PR 1KD		83.7847-0257.3 331234	L= 255
1.4	59	10/08→11/12	←	+PR 1LJ,1LL,1LV,1ZA / 1ZB,1ZD,1ZE, 1ZF / 1ZP	2	24.5143-0564.3 331433	L= 564
1.4 TSI	90	10/08→11/12	←	+PR 1ZK	2	83.7849-0502.3 331125	L= 504
1.4 TSI	118	10/08→11/12	←	+PR 1ZK	2	83.7849-0502.3 331125	L= 504
1.6	75	10/08→11/12	➔	+PR 1KD	2	24.5204-0233.3 331430	L= 233
1.6 BiFuel	75	03/09→11/12	➔	+PR 1KD	2	24.5204-0233.3 331430	L= 233
1.6 MultiFuel	75	10/08→11/12	➔	→ 10/09; +PR 1KE,1KF,1KV,1KY / 1KZ	2	24.5204-0233.3 331430	L= 233
1.6 TDI	77	02/09→11/12	➔	+PR 1KD	2	24.5204-0233.3 331430	L= 233
2.0 GTi	155	04/09→11/12	➔	☐; 11/09→; +PR 1KS,1KT		83.7847-0254.3 331233	L= 255
2.0 TDI	81	10/08→11/12	➔	☐; 11/09→; +PR 1KS,1KT		83.7847-0257.3 331234	L= 255
2.0 TDI	100	10/08→11/12	➔	☐; 11/09→; +PR 1KS,1KT		83.7847-0257.3 331234	L= 255
2.0 TDI	103	10/08→05/13	➔	☐; 11/09→; +PR 1KS,1KT		83.7847-0257.3 331234	L= 255
2.0 TDI	125	04/09→11/12	➔	☐; 11/09→; +PR 1KS,1KT		83.7847-0257.3 331234	L= 255
1.6 TDI	66	02/09→11/12	←	+PR 1LJ,1LL,1LV,1ZA / 1ZB,1ZD,1ZE, 1ZF / 1ZP	2	24.5143-0564.3 331433	L= 564
			←	+PR 1ZK	2	83.7849-0502.3 331125	L= 504
			➔	+PR 1KD	2	24.5204-0233.3 331430	L= 233
			➔	→ 10/09; +PR 1KD	2	24.5204-0233.3 331430	L= 233
			➔	☐; 11/09→; +PR 1KS,1KT		83.7847-0254.3 331233	L= 255
			➔	☐; 11/09→; +PR 1KS,1KT		83.7847-0257.3 331234	L= 255
1.8 TSI	118	06/09→01/11	←	+PR 1LJ,1LL,1LV,1ZA / 1ZB,1ZD,1ZE, 1ZF / 1ZP	2	24.5143-0564.3 331433	L= 564
			←	+PR 1ZK	2	83.7849-0502.3 331125	L= 504
			➔	+PR 1KD	2	24.5204-0233.3 331430	L= 233
			➔	→ 10/09; +PR 1KE,1KF,1KV,1KY / 1KZ	2	24.5204-0233.3 331430	L= 233
			➔	☐; +PR 1KS,1KT		83.7847-0254.3 331233	L= 255
			➔	☐; +PR 1KS,1KT		83.7847-0257.3 331234	L= 255
2.0 GTi	173	05/11→11/12	←	+PR 1LJ,1LL,1LV,1ZA / 1ZB,1ZD,1ZE, 1ZF / 1ZP	2	24.5143-0564.3 331433	L= 564
			←	+PR 1ZK	2	83.7849-0502.3 331125	L= 504
			➔	+PR 1KD	2	24.5204-0233.3 331430	L= 233
			➔	☐; +PR 1KS,1KT		83.7847-0254.3 331233	L= 255
			➔	☐; +PR 1KS,1KT		83.7847-0257.3 331234	L= 255
2.0 R 4motion	188	11/09→11/13	←	+PR 1LJ,1LL,1LV,1ZA / 1ZB,1ZD,1ZE, 1ZF / 1ZP	2	24.5143-0564.3 331433	L= 564
2.0 R 4motion	195	11/09→05/11	←	+PR 1ZK	2	83.7849-0502.3 331125	L= 504
2.0 R 4motion	199	11/09→11/12	←	+PR 1ZK	2	83.7849-0502.3 331125	L= 504
			➔	+PR 1KF,1KW	2	24.5204-0233.3 331430	L= 233
			➔	☐; +PR 1KS		83.7847-0254.3 331233	L= 255
			➔	☐; +PR 1KS		83.7847-0257.3 331234	L= 255
2.0 TDI 4motion	103	05/09→11/12	←	+PR 1LJ,1LL,1LV,1ZA / 1ZB,1ZD,1ZE, 1ZF / 1ZP	2	24.5143-0564.3 331433	L= 564
			←	+PR 1ZK	2	83.7849-0502.3 331125	L= 504
			➔	→ 10/09; +PR 1KF	2	24.5204-0233.3 331430	L= 233
			➔	☐; 11/09→; +PR 1KS		83.7847-0254.3 331233	L= 255
			➔	☐; 11/09→; +PR 1KS		83.7847-0257.3 331234	L= 255
<b>VW - GOLF VI Cabriolet (517) 03/11→</b>							
 <b>Bremssattel</b>							
1.2 TSI	77	03/11→11/13	←	☐; 06/11→; +PR 1ZA,1ZD,1ZB		11.9541-9553.2 220563	ATE Ø 54 - Halter
1.4 TSI	118	03/11→	←	☐; 06/11→; +PR 1ZE,1ZP		11.9541-9553.2 220563	ATE Ø 54 - Halter
1.6 TDI	77	03/11→	←	☐; 06/11→; +PR 1ZA,1ZD,1ZB		11.9541-9554.2 220564	ATE Ø 54 - Halter
			←	☐; 06/11→; +PR 1ZE,1ZP		11.9541-9554.2 220564	ATE Ø 54 - Halter
			➔	☐; 06/11→; +PR 1KD		24.3384-1755.5 240886	TRW Ø 38 - Halter
			➔	☐; 06/11→; +PR 1KD		24.3384-1756.5 240887	TRW Ø 38 - Halter
1.2 TSI 16V	77	11/13→	←	☐; +PR 1ZA,1ZD,1ZB		11.9541-9553.2 220563	ATE Ø 54 - Halter
1.4 TSI	90	11/11→	←	☐; +PR 1ZE,1ZP		11.9541-9553.2 220563	ATE Ø 54 - Halter
1.4 TSI	92	11/13→	←	☐; +PR 1ZE,1ZP		11.9541-9553.2 220563	ATE Ø 54 - Halter
1.4 TSI	110	11/13→	←	☐; +PR 1ZA,1ZD,1ZB		11.9541-9554.2 220564	ATE Ø 54 - Halter
2.0 GTI	155	11/11→	←	☐; +PR 1ZE,1ZP		11.9541-9554.2 220564	ATE Ø 54 - Halter
2.0 R	195	01/13→	←	☐; +PR 1ZE,1ZP		11.9541-9554.2 220564	ATE Ø 54 - Halter
2.0 TDI	81	11/13→					



**VW - GOLF VI Cabriolet (517) 03/11→**

**Bremssattel**

2.0 TDI	103	11/11→	➔	☐; +PR 1KD	24.3384-1755.5	240886	TRW Ø 38 - Halter
2.0 TDI	110	11/13→					
2.0 TSI	162	11/13→	➔	☐; +PR 1KD	24.3384-1756.5	240887	TRW Ø 38 - Halter

**Feder, Bremssattel**

1.2 TSI	77	03/11→11/13		06/11→; +PR 1ZA,1ZD,1ZB	2	11.8116-0351.1	390538	ATE
1.4 TSI	118	03/11→						
1.6 TDI	77	03/11→		06/11→; +PR 1ZE,1ZP	2	11.8116-0351.1	390538	ATE
1.2 TSI 16V	77	11/13→		+PR 1ZE,1ZP	2	11.8116-0351.1	390538	ATE
1.4 TSI	90	11/11→		+PR 1ZA,1ZD,1ZB	2	11.8116-0351.1	390538	ATE
1.4 TSI	92	11/13→						
1.4 TSI	110	11/13→						
2.0 GTI	155	11/11→						
2.0 R	195	01/13→						
2.0 TDI	81	11/13→						
2.0 TDI	103	11/11→						
2.0 TDI	110	11/13→						
2.0 TSI	162	11/13→						

**Führungshülzensatz, Bremssattel**

1.2 TSI	77	03/11→11/13	←	06/11→; +PR 1ZK	11.0101-5407.2	260011	ATE
1.4 TSI	118	03/11→					
1.6 TDI	77	03/11→	←	06/11→; +PR 1ZE,1ZP	11.0101-5409.2	260035	ATE
1.2 TSI 16V	77	11/13→	←	06/11→; +PR 1ZA,1ZD,1ZB	11.0101-5409.2	260035	ATE
1.4 TSI	90	11/11→		+PR 1ZK	11.0101-5407.2	260011	ATE
1.4 TSI	92	11/13→	←	+PR 1ZE,1ZP	11.0101-5409.2	260035	ATE
1.4 TSI	110	11/13→		+PR 1ZA,1ZD,1ZB	11.0101-5409.2	260035	ATE
2.0 GTI	155	11/11→					
2.0 R	195	01/13→					
2.0 TDI	81	11/13→					
2.0 TDI	103	11/11→					
2.0 TDI	110	11/13→					
2.0 TSI	162	11/13→					

**Führungsbolzen, Bremssattel**

1.2 TSI	77	03/11→11/13		06/11→; +PR 1ZA,1ZD,1ZB	11.8171-0008.1	990049	ATE
1.4 TSI	118	03/11→					
1.6 TDI	77	03/11→		06/11→; +PR 1ZK	11.8171-0008.1	990049	ATE
1.2 TSI 16V	77	11/13→		06/11→; +PR 1ZE,1ZP	11.8171-0008.1	990049	ATE
1.4 TSI	90	11/11→		+PR 1ZK	11.8171-0008.1	990049	ATE
1.4 TSI	92	11/13→		+PR 1ZE,1ZP	11.8171-0008.1	990049	ATE
1.4 TSI	110	11/13→		+PR 1ZA,1ZD,1ZB	11.8171-0008.1	990049	ATE
2.0 GTI	155	11/11→					
2.0 R	195	01/13→					
2.0 TDI	81	11/13→					
2.0 TDI	103	11/11→					
2.0 TDI	110	11/13→					
2.0 TSI	162	11/13→					










**Bremsschlauch**










1.2 TSI	77	03/11→11/13	←	06/11→	2	24.5143-0564.3	331433	L= 564
1.4 TSI	118	03/11→						
1.6 TDI	77	03/11→	➔	06/11→; +PR 1KD	2	24.5204-0233.3	331430	L= 233
1.2 TSI 16V	77	11/13→	➔	☐; 06/11→; +PR 1KS,1KT		83.7847-0254.3	331233	L= 255
1.4 TSI	90	11/11→		☐; 06/11→; +PR 1KS,1KT		83.7847-0257.3	331234	L= 255
1.4 TSI	92	11/13→	←		2	24.5143-0564.3	331433	L= 564
1.4 TSI	110	11/13→	➔	+PR 1KD	2	24.5204-0233.3	331430	L= 233
2.0 GTI	155	11/11→	➔	☐; +PR 1KS,1KT		83.7847-0254.3	331233	L= 255
2.0 R	195	01/13→	➔	☐; +PR 1KS,1KT		83.7847-0257.3	331234	L= 255
2.0 TDI	81	11/13→						
2.0 TDI	103	11/11→						
2.0 TDI	110	11/13→						
2.0 TSI	162	11/13→						

**VW - GOLF VI Variant (AJ5) 07/09→07/13**









**Bremssattel**

1.2 TSI	63	07/10→07/13	←	☐; +PR 1ZM	11.9541-9549.2	220575	ATE Ø 54 - Halter
1.4	59	07/09→07/13					
1.4 TSI	90	07/09→07/13	←	☐; +PR 1ZM	11.9541-9550.2	220576	ATE Ø 54 - Halter
1.4 TSI	118	07/09→07/13	←	☐; +PR 1ZE,1ZP	11.9541-9553.2	220563	ATE Ø 54 - Halter
1.6	75	07/09→07/13					
1.6 MultiFuel	75	07/10→07/13	←	☐; +PR 1LJ,1ZA,1ZD	11.9541-9553.2	220563	ATE Ø 54 - Halter
1.6 TDI	66	12/09→07/13	←	☐; +PR 1ZE,1ZP	11.9541-9554.2	220564	ATE Ø 54 - Halter
1.6 TDI	77	07/09→07/13					








	kw			 	! #		
<b>VW - GOLF VI Variant (AJ5) 07/09→07/13</b>							
<b> Bremssattel</b>							
1.6 TDI 4motion	77	07/09→07/13	←	☐; +PR 1LJ,1ZA,1ZD		11.9541-9554.2 220564	ATE Ø 54 - Halter
2.0 TDI	81	01/10→07/13	→	☐; +PR 1KE,1KF,1KJ		24.3414-1709.5 240834	TRW Ø 41 - Halter
2.0 TDI	100	07/09→07/13	→	☐; +PR 1KE,1KF,1KJ		24.3414-1710.5 240835	TRW Ø 41 - Halter
2.0 TDI	103	07/09→07/13	→	☐; +PR 1KE,1KF,1KJ		24.3414-1710.5 240835	TRW Ø 41 - Halter
2.0 TSI	147	07/09→07/13	→	☐; +PR 1KE,1KF,1KJ		24.3414-1710.5 240835	TRW Ø 41 - Halter
1.2 TSI	77	07/09→07/13	←	☐; 08/09→; +PR 1ZM		11.9541-9549.2 220575	ATE Ø 54 - Halter
			←	☐; 08/09→; +PR 1ZM		11.9541-9550.2 220576	ATE Ø 54 - Halter
			←	☐; 08/09→; +PR 1ZE,1ZP		11.9541-9553.2 220563	ATE Ø 54 - Halter
			←	☐; 08/09→; +PR 1LJ,1ZA,1ZD		11.9541-9553.2 220563	ATE Ø 54 - Halter
			←	☐; 08/09→; +PR 1ZE,1ZP		11.9541-9554.2 220564	ATE Ø 54 - Halter
			←	☐; 08/09→; +PR 1LJ,1ZA,1ZD		11.9541-9554.2 220564	ATE Ø 54 - Halter
			→	☐; 08/09→; +PR 1KE,1KF,1KJ		24.3414-1709.5 240834	TRW Ø 41 - Halter
			→	☐; 08/09→; +PR 1KE,1KF,1KJ		24.3414-1710.5 240835	TRW Ø 41 - Halter
<b>Feder, Bremssattel</b>							
1.2 TSI	63	07/10→07/13		+PR 1LJ,1ZA,1ZD	2	11.8116-0351.1 390538	ATE
1.4	59	07/09→07/13		+PR 1ZE,1ZP	2	11.8116-0351.1 390538	ATE
1.4 TSI	90	07/09→07/13					
1.4 TSI	118	07/09→07/13					
1.6	75	07/09→07/13					
1.6 MultiFuel	75	07/10→07/13					
1.6 TDI	66	12/09→07/13					
1.6 TDI	77	07/09→07/13					
1.6 TDI 4motion	77	07/09→07/13					
2.0 TDI	81	01/10→07/13					
2.0 TDI	100	07/09→07/13					
2.0 TDI	103	07/09→07/13					
2.0 TSI	147	07/09→07/13					
1.2 TSI	77	07/09→07/13		08/09→; +PR 1LJ,1ZA,1ZD	2	11.8116-0351.1 390538	ATE
				08/09→; +PR 1ZE,1ZP	2	11.8116-0351.1 390538	ATE
<b>Führungshülzensatz, Bremssattel</b>							
1.2 TSI	63	07/10→07/13	←	+PR 1ZE,1ZP		11.0101-5409.2 260035	ATE
1.4	59	07/09→07/13	←	+PR 1LJ,1ZA,1ZD		11.0101-5409.2 260035	ATE
1.4 TSI	90	07/09→07/13	←	+PR 1LJ,1ZA,1ZD		11.0101-5409.2 260035	ATE
1.4 TSI	118	07/09→07/13	←	+PR 1ZM		11.0101-5409.2 260035	ATE
1.6	75	07/09→07/13	←	+PR 1ZM		11.0101-5409.2 260035	ATE
1.6 MultiFuel	75	07/10→07/13	←	+PR 1ZM		11.0101-5409.2 260035	ATE
1.6 TDI	66	12/09→07/13	←	+PR 1ZM		11.0101-5409.2 260035	ATE
1.6 TDI	77	07/09→07/13	←	+PR 1ZM		11.0101-5409.2 260035	ATE
1.6 TDI 4motion	77	07/09→07/13	←	+PR 1ZM		11.0101-5409.2 260035	ATE
2.0 TDI	81	01/10→07/13	←	+PR 1ZM		11.0101-5409.2 260035	ATE
2.0 TDI	100	07/09→07/13	←	+PR 1ZM		11.0101-5409.2 260035	ATE
2.0 TDI	103	07/09→07/13	←	+PR 1ZM		11.0101-5409.2 260035	ATE
2.0 TSI	147	07/09→07/13	←	+PR 1ZM		11.0101-5409.2 260035	ATE
1.2 TSI	77	07/09→07/13	←	08/09→; +PR 1ZE,1ZP		11.0101-5409.2 260035	ATE
			←	08/09→; +PR 1ZM		11.0101-5409.2 260035	ATE
			←	08/09→; +PR 1LJ,1ZA,1ZD		11.0101-5409.2 260035	ATE
<b>Führungsbolzen, Bremssattel</b>							
1.2 TSI	63	07/10→07/13		+PR 1LJ,1ZA,1ZD		11.8171-0008.1 990049	ATE
1.4	59	07/09→07/13		+PR 1ZE,1ZP		11.8171-0008.1 990049	ATE
1.4 TSI	90	07/09→07/13		+PR 1ZM		11.8171-0069.1 250152	ATE
1.4 TSI	118	07/09→07/13		+PR 1ZM		11.8171-0069.1 250152	ATE
1.6	75	07/09→07/13		+PR 1ZM		11.8171-0069.1 250152	ATE
1.6 MultiFuel	75	07/10→07/13		+PR 1ZM		11.8171-0069.1 250152	ATE
1.6 TDI	66	12/09→07/13		+PR 1ZM		11.8171-0069.1 250152	ATE
1.6 TDI	77	07/09→07/13		+PR 1ZM		11.8171-0069.1 250152	ATE
1.6 TDI 4motion	77	07/09→07/13		+PR 1ZM		11.8171-0069.1 250152	ATE
2.0 TDI	81	01/10→07/13		+PR 1ZM		11.8171-0069.1 250152	ATE
2.0 TDI	100	07/09→07/13		+PR 1ZM		11.8171-0069.1 250152	ATE
2.0 TDI	103	07/09→07/13		+PR 1ZM		11.8171-0069.1 250152	ATE
2.0 TSI	147	07/09→07/13		+PR 1ZM		11.8171-0069.1 250152	ATE
1.2 TSI	77	07/09→07/13		08/09→; +PR 1LJ,1ZA,1ZD		11.8171-0008.1 990049	ATE
				08/09→; +PR 1ZE,1ZP		11.8171-0008.1 990049	ATE
				08/09→; +PR 1ZM		11.8171-0069.1 250152	ATE
<b> Bremsschlauch</b>							
1.2 TSI	63	07/10→07/13	←	→ 11/11	2	24.5143-0564.3 331433	L= 564
1.6 MultiFuel	75	07/10→07/13	→	☐; → 11/11		83.7847-0254.3 331233	L= 255
1.6 TDI	66	12/09→07/13	→	☐; → 11/11		83.7847-0254.3 331233	L= 255
2.0 TDI	81	01/10→07/13	→	☐; 12/11→		83.7847-0254.3 331233	L= 255
↓							










	kw			 	! #		
<b>VW - GOLF VI Variant (AJ5) 07/09→07/13</b>							
 <b>Bremsschlauch</b>							
1.2 TSI	63	07/10→07/13	➡	☐; 12/11→		83.7847-0257.3 331234	L= 255
1.6 MultiFuel	75	07/10→07/13	➡	☐; → 11/11		83.7847-0257.3 331234	L= 255
1.6 TDI	66	12/09→07/13	➡				
2.0 TDI	81	01/10→07/13	➡				
1.2 TSI	77	07/09→07/13	⬅	08/09→ 11/11	2	24.5143-0564.3 331433	L= 564
			➡	08/09→ 11/09	2	24.5204-0233.3 331430	L= 233
			➡	☐; 12/09→ 11/11		83.7847-0254.3 331233	L= 255
			➡	☐; 12/11→		83.7847-0254.3 331233	L= 255
			➡	☐; 12/09→ 11/11		83.7847-0257.3 331234	L= 255
			➡	☐; 12/11→		83.7847-0257.3 331234	L= 255
1.4	59	07/09→07/13	⬅	→ 11/11	2	24.5143-0564.3 331433	L= 564
1.4 TSI	90	07/09→07/13	➡	→ 11/09	2	24.5204-0233.3 331430	L= 233
1.4 TSI	118	07/09→07/13	➡				
1.6	75	07/09→07/13	➡	☐; 12/09→ 11/11		83.7847-0254.3 331233	L= 255
1.6 TDI	77	07/09→07/13	➡	☐; 12/11→		83.7847-0254.3 331233	L= 255
1.6 TDI 4motion	77	07/09→07/13	➡	☐; 12/11→		83.7847-0254.3 331233	L= 255
2.0 TDI	100	07/09→07/13	➡	☐; 12/11→		83.7847-0257.3 331234	L= 255
2.0 TDI	103	07/09→07/13	➡				
2.0 TSI	147	07/09→07/13	➡	☐; 12/09→ 11/11		83.7847-0257.3 331234	L= 255
<b>VW - GOLF PLUS (5M1, 521) 01/05→12/13</b>							
 <b>Bremssattel</b>							
1.2 TSI	63	05/10→12/13	⬅	☐; +PR 1ZF,1ZM		11.9541-9549.2 220575	ATE Ø 54 - Halter
1.2 TSI	77	11/09→12/13	⬅	☐; +PR 1ZF,1ZM		11.9541-9550.2 220576	ATE Ø 54 - Halter
1.6 BiFuel	75	05/09→12/13	⬅	☐; +PR 1LJ,1ZA		11.9541-9553.2 220563	ATE Ø 54 - Halter
1.6 TDI	66	02/09→12/13	⬅	☐; +PR 1ZE,1ZP		11.9541-9553.2 220563	ATE Ø 54 - Halter
1.6 TDI	77	03/09→12/13	⬅	☐; +PR 1LJ,1ZA		11.9541-9554.2 220564	ATE Ø 54 - Halter
			⬅	☐; +PR 1ZE,1ZP		11.9541-9554.2 220564	ATE Ø 54 - Halter
			➡	☐; +PR 1KD		24.3384-1755.5 240886	TRW Ø 38 - Halter
			➡	☐; +PR 1KD		24.3384-1756.5 240887	TRW Ø 38 - Halter
			➡	☐; +PR 1KZ		24.3387-1717.7 220757	TRW Ø 38 - Halter
			➡	☐; +PR 1KZ		24.3387-1718.5 240873	TRW Ø 38 - Halter
			➡	☐; +PR 1KE		24.3414-1709.5 240834	TRW Ø 41 - Halter
			➡	☐; +PR 1KE		24.3414-1710.5 240835	TRW Ø 41 - Halter
1.4 16V	55	01/05→11/06	⬅	☐; +PR 1ZF;1ZM		11.9541-9549.2 220575	ATE Ø 54 - Halter
1.4 16V	59	05/06→12/13	⬅	☐; +PR 1ZF;1ZM		11.9541-9550.2 220576	ATE Ø 54 - Halter
1.4 FSI	66	07/05→11/06	⬅	☐; +PR 1ZE;1ZP		11.9541-9553.2 220563	ATE Ø 54 - Halter
1.4 TSI	90	06/07→12/13	⬅	☐; +PR 1LJ,1ZA		11.9541-9553.2 220563	ATE Ø 54 - Halter
1.4 TSI	103	05/06→06/08	⬅	☐; +PR 1ZE;1ZP		11.9541-9554.2 220564	ATE Ø 54 - Halter
1.4 TSI	125	05/06→06/08	⬅	☐; +PR 1LJ,1ZA		11.9541-9554.2 220564	ATE Ø 54 - Halter
1.6	75	05/05→12/13	⬅	☐; +PR 1ZE;1ZP		11.9541-9554.2 220564	ATE Ø 54 - Halter
1.6 FSI	85	01/05→05/08	⬅	☐; +PR 1LJ,1ZA		11.9541-9554.2 220564	ATE Ø 54 - Halter
1.6 MultiFuel	75	11/07→12/13	⬅	☐; +PR 1LJ,1ZA		11.9541-9554.2 220564	ATE Ø 54 - Halter
1.9 TDI	66	05/05→12/08	➡	☐; +PR 1KD		24.3384-1755.5 240886	TRW Ø 38 - Halter
1.9 TDI	77	01/05→01/09	➡	☐; +PR 1KD		24.3384-1756.5 240887	TRW Ø 38 - Halter
2.0 FSI	110	05/05→06/08	➡	☐; +PR 1KZ		24.3387-1717.7 220757	TRW Ø 38 - Halter
2.0 TDI	96	05/05→05/07	➡	☐; 1K-8-500001→; +PR 1KZ		24.3387-1718.5 240873	TRW Ø 38 - Halter
2.0 TDI	100	05/05→12/13	➡	☐; 1K-8-500001→; +PR 1KZ		24.3387-1718.5 240873	TRW Ø 38 - Halter
			➡	☐; +PR 1KZ; → 1K-8-500000		24.3387-1729.7 221007	TRW Ø 38 - Halter
			➡	☐; +PR 1KZ; → 1K-8-500000		24.3387-1730.7 221008	TRW Ø 38 - Halter
			➡	☐; +PR 1KE		24.3414-1709.5 240834	TRW Ø 41 - Halter
			➡	☐; +PR 1KE		24.3414-1710.5 240835	TRW Ø 41 - Halter
1.4 TSI	118	06/08→12/13	⬅	☐; +PR 1ZF;1ZM		11.9541-9549.2 220575	ATE Ø 54 - Halter
			⬅	☐; +PR 1ZF;1ZM		11.9541-9550.2 220576	ATE Ø 54 - Halter
			⬅	☐; +PR 1ZE;1ZP		11.9541-9553.2 220563	ATE Ø 54 - Halter
			⬅	☐; +PR 1LJ,1ZA		11.9541-9553.2 220563	ATE Ø 54 - Halter
			⬅	☐; +PR 1LJ,1ZA		11.9541-9554.2 220564	ATE Ø 54 - Halter
			⬅	☐; +PR 1ZE;1ZP		11.9541-9554.2 220564	ATE Ø 54 - Halter
			➡	☐; +PR 1KD		24.3384-1755.5 240886	TRW Ø 38 - Halter
			➡	☐; +PR 1KD		24.3384-1756.5 240887	TRW Ø 38 - Halter
			➡	☐; +PR 1KZ		24.3387-1717.7 220757	TRW Ø 38 - Halter










	kw			 	! #			
<b>VW - GOLF PLUS (5M1, 521) 01/05→12/13</b>								
<b> Bremssattel</b>								
1.4 TSI	118	06/08→12/13	➔	☐; +PR 1KZ	24.3387-1718.5	240873	TRW Ø 38 - Halter	
			➔	☐; +PR 1KE	24.3414-1709.5	240834	TRW Ø 41 - Halter	
			➔	☐; +PR 1KE	24.3414-1710.5	240835	TRW Ø 41 - Halter	
2.0 TDI	81	01/09→12/13	←	☐; +PR 1ZF;1ZM	11.9541-9549.2	220575	ATE Ø 54 - Halter	
			←	☐; +PR 1ZF;1ZM	11.9541-9550.2	220576	ATE Ø 54 - Halter	
			←	☐; +PR 1LJ,1ZA	11.9541-9553.2	220563	ATE Ø 54 - Halter	
			←	☐; +PR 1ZE;1ZP	11.9541-9553.2	220563	ATE Ø 54 - Halter	
			←	☐; +PR 1ZE;1ZP	11.9541-9554.2	220564	ATE Ø 54 - Halter	
			←	☐; +PR 1LJ,1ZA	11.9541-9554.2	220564	ATE Ø 54 - Halter	
			➔	☐; +PR 1KD	24.3384-1755.5	240886	TRW Ø 38 - Halter	
			➔	☐; +PR 1KD	24.3384-1756.5	240887	TRW Ø 38 - Halter	
			➔	☐; +PR 1KZ	24.3387-1717.7	220757	TRW Ø 38 - Halter	
			➔	☐; +PR 1KZ	24.3387-1718.5	240873	TRW Ø 38 - Halter	
2.0 TDI 2.0 TDI 16V	103 103	12/05→05/11 01/05→12/13	←	☐; +PR 1ZF;1ZM	11.9541-9549.2	220575	ATE Ø 54 - Halter	
			←	☐; +PR 1ZF;1ZM	11.9541-9550.2	220576	ATE Ø 54 - Halter	
			←	☐; +PR 1LJ,1ZA	11.9541-9553.2	220563	ATE Ø 54 - Halter	
			←	☐; +PR 1ZE,1ZP	11.9541-9553.2	220563	ATE Ø 54 - Halter	
			←	☐; +PR 1LJ,1ZA	11.9541-9554.2	220564	ATE Ø 54 - Halter	
			←	☐; +PR 1ZE,1ZP	11.9541-9554.2	220564	ATE Ø 54 - Halter	
			➔	☐; +PR 1KD	24.3384-1755.5	240886	TRW Ø 38 - Halter	
			➔	☐; +PR 1KD	24.3384-1756.5	240887	TRW Ø 38 - Halter	
			➔	☐; 1K-8-500001→; +PR 1KZ	24.3387-1717.7	220757	TRW Ø 38 - Halter	
			➔	☐; 1K-8-500001→; +PR 1KZ	24.3387-1718.5	240873	TRW Ø 38 - Halter	
			➔	☐; +PR 1KZ; → 1K-8-500000	24.3387-1729.7	221007	TRW Ø 38 - Halter	
			➔	☐; +PR 1KZ; → 1K-8-500000	24.3387-1730.7	221008	TRW Ø 38 - Halter	
			➔	☐; +PR 1KE	24.3414-1709.5	240834	TRW Ø 41 - Halter	
			➔	☐; +PR 1KE	24.3414-1710.5	240835	TRW Ø 41 - Halter	
<b>Feder, Bremssattel</b>								
1.2 TSI	63	05/10→12/13	←	+PR 1ZE,1ZP	2	11.8116-0351.1	390538	ATE
1.2 TSI	77	11/09→12/13						
1.6 BiFuel	75	05/09→12/13	←	+PR 1LJ,1ZA	2	11.8116-0351.1	390538	ATE
1.6 TDI	66	02/09→12/13						
1.6 TDI	77	03/09→12/13						
2.0 TDI	103	12/05→05/11						
2.0 TDI 16V	103	01/05→12/13						
1.4 16V	55	01/05→11/06	←	+PR 1LJ,1ZA	2	11.8116-0351.1	390538	ATE
1.4 16V	59	05/06→12/13						
1.4 FSI	66	07/05→11/06	←	+PR 1ZE,1ZP	2	11.8116-0351.1	390538	ATE
1.4 TSI	90	06/07→12/13						
1.4 TSI	103	05/06→06/08						
1.4 TSI	118	06/08→12/13						
1.4 TSI	125	05/06→06/08						
1.6	75	05/05→12/13						
1.6 FSI	85	01/05→05/08						
1.6 MultiFuel	75	11/07→12/13						
1.9 TDI	66	05/05→12/08						
1.9 TDI	77	01/05→01/09						
2.0 FSI	110	05/05→06/08						
2.0 TDI	81	01/09→12/13						
2.0 TDI	96	05/05→05/07						
2.0 TDI	100	05/05→12/13						
<b>Führungshülzensatz, Bremssattel</b>								
1.2 TSI	63	05/10→12/13	←	+PR 1ZE,1ZP		11.0101-5409.2	260035	ATE
1.2 TSI	77	11/09→12/13						
1.6 BiFuel	75	05/09→12/13	←	+PR 1LJ,1ZA		11.0101-5409.2	260035	ATE
1.6 TDI	66	02/09→12/13	←	+PR 1ZF,1ZM		11.0101-5409.2	260035	ATE
1.6 TDI	77	03/09→12/13						
1.4 16V	55	01/05→11/06	←	+PR 1LJ,1ZA		11.0101-5409.2	260035	ATE
1.4 16V	59	05/06→12/13						
1.4 FSI	66	07/05→11/06	←	+PR 1ZF;1ZM		11.0101-5409.2	260035	ATE
1.4 TSI	90	06/07→12/13	←	+PR 1ZE;1ZP		11.0101-5409.2	260035	ATE
1.4 TSI	103	05/06→06/08						
1.4 TSI	118	06/08→12/13						
1.4 TSI	125	05/06→06/08						
1.6	75	05/05→12/13						
↓								






















	kw			 	! #		
<b>VW - GOLF PLUS (5M1, 521) 01/05→12/13</b>							
<b>Führungshülzensatz, Bremsattel</b>							
1.6 FSI	85	01/05→05/08	←	+PR 1LJ,1ZA		11.0101-5409.2 260035	ATE
1.6 MultiFuel	75	11/07→12/13					
1.9 TDI	66	05/05→12/08	←	+PR 1ZF;1ZM		11.0101-5409.2 260035	ATE
1.9 TDI	77	01/05→01/09	←	+PR 1ZE;1ZP		11.0101-5409.2 260035	ATE
2.0 FSI	110	05/05→06/08					
2.0 TDI	81	01/09→12/13					
2.0 TDI	96	05/05→05/07					
2.0 TDI	100	05/05→12/13					
2.0 TDI	103	12/05→05/11	←	+PR 1ZE,1ZP		11.0101-5409.2 260035	ATE
2.0 TDI 16V	103	01/05→12/13	←	+PR 1LJ,1ZA		11.0101-5409.2 260035	ATE
			←	+PR 1ZF;1ZM		11.0101-5409.2 260035	ATE
<b>Führungsbolzen, Bremsattel</b>							
1.2 TSI	63	05/10→12/13		+PR 1LJ,1ZA		11.8171-0008.1 990049	ATE
1.2 TSI	77	11/09→12/13		+PR 1ZE,1ZP		11.8171-0008.1 990049	ATE
1.6 BiFuel	75	05/09→12/13					
1.6 TDI	66	02/09→12/13		+PR 1ZF,1ZM		11.8171-0069.1 250152	ATE
1.6 TDI	77	03/09→12/13					
1.4 16V	55	01/05→11/06		+PR 1ZE;1ZP		11.8171-0008.1 990049	ATE
1.4 16V	59	05/06→12/13					
1.4 FSI	66	07/05→11/06		+PR 1LJ,1ZA		11.8171-0008.1 990049	ATE
1.4 TSI	90	06/07→12/13		+PR 1ZF;1ZM		11.8171-0069.1 250152	ATE
1.4 TSI	103	05/06→06/08					
1.4 TSI	118	06/08→12/13					
1.4 TSI	125	05/06→06/08					
1.6	75	05/05→12/13					
1.6 FSI	85	01/05→05/08					
1.6 MultiFuel	75	11/07→12/13					
1.9 TDI	66	05/05→12/08					
1.9 TDI	77	01/05→01/09					
2.0 FSI	110	05/05→06/08					
2.0 TDI	81	01/09→12/13					
2.0 TDI	96	05/05→05/07					
2.0 TDI	100	05/05→12/13					
2.0 TDI	103	12/05→05/11		+PR 1LJ,1ZA		11.8171-0008.1 990049	ATE
2.0 TDI 16V	103	01/05→12/13		+PR 1ZE,1ZP		11.8171-0008.1 990049	ATE
				+PR 1ZF;1ZM		11.8171-0069.1 250152	ATE
<b>Zubehörsatz, Bremsattel</b>							
1.2 TSI	63	05/10→12/13	→	+PR 1KZ		24.0101-3803.2 260101	TRW
1.2 TSI	77	11/09→12/13					
1.4 TSI	118	06/08→12/13					
1.6 BiFuel	75	05/09→12/13					
1.6 TDI	66	02/09→12/13					
1.6 TDI	77	03/09→12/13					
2.0 TDI	81	01/09→12/13					
1.4 16V	55	01/05→11/06	→	+PR 1KZ; → 1K-8-500000		24.0101-3803.2 260101	TRW
1.4 16V	59	05/06→12/13					
1.4 FSI	66	07/05→11/06	→	1K-8-500001→; +PR 1KZ		24.0101-3803.2 260101	TRW
1.4 TSI	90	06/07→12/13					
1.4 TSI	103	05/06→06/08					
1.4 TSI	125	05/06→06/08					
1.6	75	05/05→12/13					
1.6 FSI	85	01/05→05/08					
1.6 MultiFuel	75	11/07→12/13					
1.9 TDI	66	05/05→12/08					
1.9 TDI	77	01/05→01/09					
2.0 FSI	110	05/05→06/08					
2.0 TDI	96	05/05→05/07					
2.0 TDI	100	05/05→12/13					
2.0 TDI	103	12/05→05/11					
2.0 TDI 16V	103	01/05→12/13					
<b>Bremsschlauch</b>							
1.2 TSI	63	05/10→12/13	←		2	24.5143-0564.3 331433	L= 564
1.2 TSI	77	11/09→12/13					
1.4 16V	55	01/05→11/06	→		2	24.5204-0233.3 331430	L= 233
1.4 16V	59	05/06→12/13					
1.4 FSI	66	07/05→11/06					
1.4 TSI	90	06/07→12/13					
1.4 TSI	103	05/06→06/08					
1.4 TSI	118	06/08→12/13					
1.4 TSI	125	05/06→06/08					
1.6	75	05/05→12/13					
1.6 BiFuel	75	05/09→12/13					
1.6 FSI	85	01/05→05/08					
1.6 MultiFuel	75	11/07→12/13					
1.6 TDI	66	02/09→12/13					
1.6 TDI	77	03/09→12/13					
↓							








	kw			 	! #						
<b>VW - GOLF PLUS (5M1, 521) 01/05→12/13</b>											
 <b>Bremsschlauch</b>											
1.9 TDI	66	05/05→12/08	←		2	24.5143-0564.3	331433 L= 564				
1.9 TDI	77	01/05→01/09	→		2	24.5204-0233.3	331430 L= 233				
2.0 FSI	110	05/05→06/08									
2.0 TDI	81	01/09→12/13									
2.0 TDI	96	05/05→05/07									
2.0 TDI	100	05/05→12/13									
2.0 TDI	103	12/05→05/11									
2.0 TDI 16V	103	01/05→12/13									
<b>VW - JETTA III (1K2) 08/05→10/10</b>											
 <b>Bremssattel</b>											
1.4 TSI	90	05/07→10/10	←	☐; +PR 1ZM		11.9541-9549.2	220575 ATE Ø 54 - Halter				
1.4 TSI	103	07/06→10/10	←	☐; +PR 1ZM		11.9541-9550.2	220576 ATE Ø 54 - Halter				
1.4 TSI	118	07/08→10/10	←	☐; +PR 1ZM		11.9541-9550.2	220576 ATE Ø 54 - Halter				
1.4 TSI	125	07/06→10/10	←	☐; +PR 1LJ;1ZD		11.9541-9553.2	220563 ATE Ø 54 - Halter				
1.6	75	10/05→10/10	←	☐; +PR 1ZM		11.9541-9553.2	220563 ATE Ø 54 - Halter				
1.6 FSI	85	09/05→10/10	←	☐; +PR 1ZE;1ZP		11.9541-9553.2	220563 ATE Ø 54 - Halter				
1.6 MultiFuel	75	01/08→10/10	←	☐; +PR 1LJ;1ZD		11.9541-9554.2	220564 ATE Ø 54 - Halter				
1.9 TDI	77	08/05→10/10	←	☐; +PR 1LJ;1ZD		11.9541-9554.2	220564 ATE Ø 54 - Halter				
2.0 FSI	110	08/05→10/10	←	☐; +PR 1ZE;1ZP		11.9541-9554.2	220564 ATE Ø 54 - Halter				
2.0 TDI	100	09/05→10/10	→	☐; +PR 1KV		24.3387-1729.7	221007 TRW Ø 38 - Halter				
2.0 TDI	103	10/05→10/10	→	☐; +PR 1KV		24.3387-1730.7	221008 TRW Ø 38 - Halter				
2.0 TDI	125	10/06→10/10	→	☐; +PR 1KV		24.3387-1730.7	221008 TRW Ø 38 - Halter				
2.0 TDI 16V	103	08/05→10/10	→	☐; +PR 1KE,1KF,1KJ		24.3414-1709.5	240834 TRW Ø 41 - Halter				
2.0 TFSI	125	03/08→10/10	→	☐; +PR 1KE,1KF,1KJ		24.3414-1710.5	240835 TRW Ø 41 - Halter				
2.0 TFSI	147	10/05→10/10	→	☐; +PR 1KE,1KF,1KJ		24.3414-1710.5	240835 TRW Ø 41 - Halter				
2.5	125	07/08→10/10	→	☐; +PR 1KE,1KF,1KJ		24.3414-1710.5	240835 TRW Ø 41 - Halter				
1.6 TDI	66	12/09→10/10	←	☐; +PR 1ZM		11.9541-9549.2	220575 ATE Ø 54 - Halter				
1.6 TDI	77	06/09→10/10	←	☐; +PR 1ZM		11.9541-9550.2	220576 ATE Ø 54 - Halter				
			←	☐; +PR 1LJ,1ZD		11.9541-9553.2	220563 ATE Ø 54 - Halter				
			←	☐; +PR 1ZE,1ZP		11.9541-9553.2	220563 ATE Ø 54 - Halter				
			←	☐; +PR 1LJ,1ZD		11.9541-9554.2	220564 ATE Ø 54 - Halter				
			←	☐; +PR 1ZE,1ZP		11.9541-9554.2	220564 ATE Ø 54 - Halter				
			→	☐; +PR 1KV		24.3387-1729.7	221007 TRW Ø 38 - Halter				
			→	☐; +PR 1KV		24.3387-1730.7	221008 TRW Ø 38 - Halter				
			→	☐; +PR 1KE,1KF,1KJ		24.3414-1709.5	240834 TRW Ø 41 - Halter				
			→	☐; +PR 1KE,1KF,1KJ		24.3414-1710.5	240835 TRW Ø 41 - Halter				
2.5	110	01/06→10/10	←	☐; 07/08→; +PR 1ZM		11.9541-9549.2	220575 ATE Ø 54 - Halter				
			←	☐; 07/08→; +PR 1ZM		11.9541-9550.2	220576 ATE Ø 54 - Halter				
			←	☐; 07/08→; +PR 1ZE;1ZP		11.9541-9553.2	220563 ATE Ø 54 - Halter				
			←	☐; 07/08→; +PR 1LJ;1ZD		11.9541-9553.2	220563 ATE Ø 54 - Halter				
			←	☐; 07/08→; +PR 1LJ;1ZD		11.9541-9554.2	220564 ATE Ø 54 - Halter				
			←	☐; 07/08→; +PR 1ZE;1ZP		11.9541-9554.2	220564 ATE Ø 54 - Halter				
			→	☐; 07/08→; +PR 1KV		24.3387-1729.7	221007 TRW Ø 38 - Halter				
			→	☐; 07/08→; +PR 1KV		24.3387-1730.7	221008 TRW Ø 38 - Halter				
			→	☐; 07/08→; +PR 1KE,1KF,1KJ		24.3414-1709.5	240834 TRW Ø 41 - Halter				
			→	☐; 07/08→; +PR 1KE,1KF,1KJ		24.3414-1710.5	240835 TRW Ø 41 - Halter				
<b>Feder, Bremssattel</b>											
1.4 TSI	90	05/07→10/10	←	+PR 1LJ;1ZD	2	11.8116-0351.1	390538 ATE				
1.4 TSI	103	07/06→10/10	←	+PR 1ZE;1ZP	2	11.8116-0351.1	390538 ATE				
1.4 TSI	118	07/08→10/10									
1.4 TSI	125	07/06→10/10									
1.6	75	10/05→10/10									
1.6 FSI	85	09/05→10/10									
1.6 MultiFuel	75	01/08→10/10									
1.9 TDI	77	08/05→10/10									
2.0 FSI	110	08/05→10/10									
2.0 TDI	100	09/05→10/10									
2.0 TDI	103	10/05→10/10									
2.0 TDI	125	10/06→10/10									
2.0 TDI 16V	103	08/05→10/10									
2.0 TFSI	125	03/08→10/10									
2.0 TFSI	147	10/05→10/10									
2.5	125	07/08→10/10									
1.6 TDI	66	12/09→10/10		←				+PR 1ZE,1ZP	2	11.8116-0351.1	390538 ATE
1.6 TDI	77	06/09→10/10		←				+PR 1LJ,1ZD	2	11.8116-0351.1	390538 ATE
2.5	110	01/06→10/10	←	07/08→; +PR 1ZE;1ZP	2	11.8116-0351.1	390538 ATE				
↓											

































	kw			 	! #		
<b>VW - JETTA III (1K2) 08/05→10/10</b>							
<b>Feder, Bremssattel</b>							
2.5	110	01/06→10/10	←	07/08→; +PR 1LJ;1ZD	2	11.8116-0351.1 390538	ATE
<b>Führungshülzensatz, Bremssattel</b>							
1.4 TSI	90	05/07→10/10	←	+PR 1ZE;1ZP		11.0101-5409.2 260035	ATE
1.4 TSI	103	07/06→10/10					
1.4 TSI	118	07/08→10/10	←	+PR 1LJ;1ZD		11.0101-5409.2 260035	ATE
1.4 TSI	125	07/06→10/10	←	+PR 1ZM		11.0101-5409.2 260035	ATE
1.6	75	10/05→10/10					
1.6 FSI	85	09/05→10/10					
1.6 MultiFuel	75	01/08→10/10					
1.9 TDI	77	08/05→10/10					
2.0 FSI	110	08/05→10/10					
2.0 TDI	100	09/05→10/10					
2.0 TDI	103	10/05→10/10					
2.0 TDI	125	10/06→10/10					
2.0 TDI 16V	103	08/05→10/10					
2.0 TFSI	125	03/08→10/10					
2.0 TFSI	147	10/05→10/10					
2.5	125	07/08→10/10					
1.6 TDI	66	12/09→10/10	←	+PR 1ZE,1ZP		11.0101-5409.2 260035	ATE
1.6 TDI	77	06/09→10/10	←	+PR 1LJ,1ZD		11.0101-5409.2 260035	ATE
			←	+PR 1ZM		11.0101-5409.2 260035	ATE
2.5	110	01/06→10/10	←	07/08→; +PR 1ZE;1ZP		11.0101-5409.2 260035	ATE
			←	07/08→; +PR 1ZM		11.0101-5409.2 260035	ATE
			←	07/08→; +PR 1LJ;1ZD		11.0101-5409.2 260035	ATE
<b>Führungsbolzen, Bremssattel</b>							
1.4 TSI	90	05/07→10/10		+PR 1ZE;1ZP		11.8171-0008.1 990049	ATE
1.4 TSI	103	07/06→10/10					
1.4 TSI	118	07/08→10/10		+PR 1LJ;1ZD		11.8171-0008.1 990049	ATE
1.4 TSI	125	07/06→10/10		+PR 1ZM		11.8171-0069.1 250152	ATE
1.6	75	10/05→10/10					
1.6 FSI	85	09/05→10/10					
1.6 MultiFuel	75	01/08→10/10					
1.9 TDI	77	08/05→10/10					
2.0 FSI	110	08/05→10/10					
2.0 TDI	100	09/05→10/10					
2.0 TDI	103	10/05→10/10					
2.0 TDI	125	10/06→10/10					
2.0 TDI 16V	103	08/05→10/10					
2.0 TFSI	125	03/08→10/10					
2.0 TFSI	147	10/05→10/10					
2.5	125	07/08→10/10					
1.6 TDI	66	12/09→10/10		+PR 1ZE,1ZP		11.8171-0008.1 990049	ATE
1.6 TDI	77	06/09→10/10		+PR 1LJ,1ZD		11.8171-0008.1 990049	ATE
				+PR 1ZM		11.8171-0069.1 250152	ATE
2.5	110	01/06→10/10		07/08→; +PR 1LJ;1ZD		11.8171-0008.1 990049	ATE
				07/08→; +PR 1ZE;1ZP		11.8171-0008.1 990049	ATE
				07/08→; +PR 1ZM		11.8171-0069.1 250152	ATE
<b>Bremsschlauch</b>							
1.4 TSI	90	05/07→10/10	←		2	24.5143-0564.3 331433	L= 564
1.4 TSI	103	07/06→10/10					
1.4 TSI	118	07/08→10/10	→		2	24.5204-0233.3 331430	L= 233
1.4 TSI	125	07/06→10/10					
1.6	75	10/05→10/10					
1.6 FSI	85	09/05→10/10					
1.6 MultiFuel	75	01/08→10/10					
1.6 TDI	66	12/09→10/10					
1.6 TDI	77	06/09→10/10					
1.9 TDI	77	08/05→10/10					
2.0 FSI	110	08/05→10/10					
2.0 TDI	100	09/05→10/10					
2.0 TDI	103	10/05→10/10					
2.0 TDI	125	10/06→10/10					
2.0 TDI 16V	103	08/05→10/10					
2.0 TFSI	125	03/08→10/10					
2.0 TFSI	147	10/05→10/10					
2.5	125	07/08→10/10					
2.5	110	01/06→10/10	←	07/08→	2	24.5143-0564.3 331433	L= 564
			→	07/08→	2	24.5204-0233.3 331430	L= 233

	kw			 	! #			
<b>VW - JETTA IV (162, 163) 04/10→</b>								
<b>Bremssattel</b>								
1.2 TSI	77	10/10→	←	☐; 04/11→; +PR 1ZM,1ZQ	2	11.9541-9549.2	220575	ATE Ø 54 - Halter
1.6 TDI	77	02/11→	←	☐; 04/11→; +PR 1ZM,1ZQ	2	11.9541-9550.2	220576	ATE Ø 54 - Halter
2.0 TDI	103	02/11→	←	☐; 04/11→; +PR 1ZA,1ZB,1LV	2	11.9541-9553.2	220563	ATE Ø 54 - Halter
2.0 TSI	147	12/10→	←	☐; 04/11→; +PR 1ZE,1ZP	2	11.9541-9553.2	220563	ATE Ø 54 - Halter
			←	☐; 04/11→; +PR 1ZE,1ZP	2	11.9541-9554.2	220564	ATE Ø 54 - Halter
			←	☐; 04/11→; +PR 1ZA,1ZB,1LV	2	11.9541-9554.2	220564	ATE Ø 54 - Halter
			→	☐; 04/11→; +PR 1KD,1KU	2	24.3384-1755.5	240886	TRW Ø 38 - Halter
			→	☐; 04/11→; +PR 1KD,1KU	2	24.3384-1756.5	240887	TRW Ø 38 - Halter
1.2 TSI 16V	77	08/14→	←	☐; +PR 1ZM,1ZQ	2	11.9541-9549.2	220575	ATE Ø 54 - Halter
1.4 TSI	90	05/11→	←	☐; +PR 1ZM,1ZQ	2	11.9541-9550.2	220576	ATE Ø 54 - Halter
1.4 TSI	92	08/14→	←	☐; +PR 1ZA,1ZB,1LV	2	11.9541-9553.2	220563	ATE Ø 54 - Halter
1.4 TSI	110	04/11→07/14	←	☐; +PR 1ZE,1ZP	2	11.9541-9553.2	220563	ATE Ø 54 - Halter
1.4 TSI	110	08/14→	←	☐; +PR 1ZE,1ZP	2	11.9541-9554.2	220564	ATE Ø 54 - Halter
1.4 TSI	118	04/11→	←	☐; +PR 1ZA,1ZB,1LV	2	11.9541-9554.2	220564	ATE Ø 54 - Halter
1.4 TSI Hybrid	110	04/11→	←	☐; +PR 1ZE,1ZP	2	11.9541-9554.2	220564	ATE Ø 54 - Halter
1.6	63	03/13→	←	☐; +PR 1ZE,1ZP	2	11.9541-9554.2	220564	ATE Ø 54 - Halter
1.6	77	12/11→	←	☐; +PR 1ZE,1ZP	2	11.9541-9554.2	220564	ATE Ø 54 - Halter
1.8 TSI	125	07/14→	→	☐; +PR 1KD,1KU	2	24.3384-1755.5	240886	TRW Ø 38 - Halter
2.0	85	06/10→	→	☐; +PR 1KD,1KU	2	24.3384-1756.5	240887	TRW Ø 38 - Halter
2.0 TDI	81	10/10→	→	☐; +PR 1KD,1KU	2	24.3384-1756.5	240887	TRW Ø 38 - Halter
2.0 TSI	155	12/12→	→	☐; +PR 1KD,1KU	2	24.3384-1756.5	240887	TRW Ø 38 - Halter
2.0 TDI	110	08/14→	←	☐; +PR 1ZM,1ZQ	2	11.9541-9549.2	220575	ATE Ø 54 - Halter
			←	☐; +PR 1ZM,1ZQ	2	11.9541-9550.2	220576	ATE Ø 54 - Halter
			←	☐; +PR 1ZE,1ZP	2	11.9541-9553.2	220563	ATE Ø 54 - Halter
			←	☐; +PR 1ZE,1ZP	2	11.9541-9554.2	220564	ATE Ø 54 - Halter
			→	☐; +PR 1KD,1KU	2	24.3384-1755.5	240886	TRW Ø 38 - Halter
			→	☐; +PR 1KD,1KU	2	24.3384-1756.5	240887	TRW Ø 38 - Halter
<b>Führungshülzensatz, Bremssattel</b>								
1.2 TSI	77	10/10→	←	04/11→; +PR 1ZM,1ZQ	2	11.0101-5409.2	260035	ATE
1.6 TDI	77	02/11→	←	04/11→; +PR 1ZE,1ZP	2	11.0101-5409.2	260035	ATE
2.0 TDI	103	02/11→	←	04/11→; +PR 1ZE,1ZP	2	11.0101-5409.2	260035	ATE
2.0 TSI	147	12/10→	←	04/11→; +PR 1ZA,1ZB,1LV	2	11.0101-5409.2	260035	ATE
1.2 TSI 16V	77	08/14→	←	+PR 1ZE,1ZP	2	11.0101-5409.2	260035	ATE
1.4 TSI	90	05/11→	←	+PR 1ZE,1ZP	2	11.0101-5409.2	260035	ATE
1.4 TSI	92	08/14→	←	+PR 1ZA,1ZB,1LV	2	11.0101-5409.2	260035	ATE
1.4 TSI	110	04/11→07/14	←	+PR 1ZM,1ZQ	2	11.0101-5409.2	260035	ATE
1.4 TSI	110	08/14→	←					
1.4 TSI	118	04/11→	←					
1.4 TSI Hybrid	110	04/11→	←					
1.6	63	03/13→	←					
1.6	77	12/11→	←					
1.8 TSI	125	07/14→	→					
2.0	85	06/10→	→					
2.0 TDI	81	10/10→	→					
2.0 TSI	155	12/12→	→					
2.0 TDI	110	08/14→	←	+PR 1ZE,1ZP	2	11.0101-5409.2	260035	ATE
			←	+PR 1ZM,1ZQ	2	11.0101-5409.2	260035	ATE
<b>Führungsbolzen, Bremssattel</b>								
1.2 TSI	77	10/10→		04/11→; +PR 1ZA,1ZB,1LV	2	11.8171-0008.1	990049	ATE
1.6 TDI	77	02/11→		04/11→; +PR 1ZE,1ZP	2	11.8171-0069.1	250152	ATE
2.0 TDI	103	02/11→		04/11→; +PR 1ZE,1ZP	2	11.8171-0069.1	250152	ATE
2.0 TSI	147	12/10→		04/11→; +PR 1ZM,1ZQ	2	11.8171-0069.1	250152	ATE
1.2 TSI 16V	77	08/14→		+PR 1ZA,1ZB,1LV	2	11.8171-0008.1	990049	ATE
1.4 TSI	90	05/11→		+PR 1ZE,1ZP	2	11.8171-0069.1	250152	ATE
1.4 TSI	92	08/14→		+PR 1ZE,1ZP	2	11.8171-0069.1	250152	ATE
1.4 TSI	110	04/11→07/14		+PR 1ZM,1ZQ	2	11.8171-0069.1	250152	ATE
1.4 TSI	110	08/14→						
1.4 TSI	118	04/11→						
1.4 TSI Hybrid	110	04/11→						
1.6	63	03/13→						
1.6	77	12/11→						
1.8 TSI	125	07/14→						
2.0	85	06/10→						
2.0 TDI	81	10/10→						
2.0 TSI	155	12/12→						
2.0 TDI	110	08/14→		+PR 1ZE,1ZP	2	11.8171-0069.1	250152	ATE
				+PR 1ZM,1ZQ	2	11.8171-0069.1	250152	ATE
↓								








	kw			 	! #			
<b>VW - JETTA IV (162, 163) 04/10→</b>								
 <b>Bremsschlauch</b>								
1.2 TSI 1.6 TDI 2.0 TDI 2.0 TSI	77 77 103 147	10/10→ 02/11→ 02/11→ 12/10→	← → → → → →	04/11→ 11/11 04/11→; Trommelbremse ☐; 12/11→; +PR 1KS,1KT; Scheibenbremse ☐; 04/11→ 11/11; Scheibenbremse ☐; 04/11→ 11/11; Scheibenbremse ☐; 12/11→; +PR 1KS,1KT; Scheibenbremse	2 2     2	24.5143-0564.3 24.5204-0233.3 83.7847-0254.3 83.7847-0254.3 83.7847-0257.3 83.7847-0257.3	331433 331430 331233 331233 331234 331234	L= 564 L= 233 L= 255 L= 255 L= 255 L= 255
1.2 TSI 16V 1.6 1.6 2.0 TSI	77 63 77 155	08/14→ 03/13→ 12/11→ 12/12→	→ → →	Trommelbremse ☐; +PR 1KS,1KT; Scheibenbremse ☐; +PR 1KS,1KT; Scheibenbremse	2   2	24.5204-0233.3 83.7847-0254.3 83.7847-0257.3	331430 331233 331234	L= 233 L= 255 L= 255
1.4 TSI 1.4 TSI 1.4 TSI 1.4 TSI Hybrid 2.0 TDI	90 110 118 110 81	05/11→ 04/11→07/14 04/11→ 04/11→ 10/10→	← → → → → →	→ 11/11 Trommelbremse ☐; → 11/11; Scheibenbremse ☐; 12/11→; +PR 1KS,1KT; Scheibenbremse ☐; → 11/11; Scheibenbremse ☐; 12/11→; +PR 1KS,1KT; Scheibenbremse	2 2    2	24.5143-0564.3 24.5204-0233.3 83.7847-0254.3 83.7847-0254.3 83.7847-0257.3 83.7847-0257.3	331433 331430 331233 331233 331234 331234	L= 564 L= 233 L= 255 L= 255 L= 255 L= 255
2.0	85	06/10→	← → → → → →	→ 11/11 Trommelbremse ☐; +PR 1KS,1KT; Scheibenbremse ☐; → 11/11; Scheibenbremse ☐; +PR 1KS,1KT; Scheibenbremse ☐; → 11/11; Scheibenbremse	2 2    2	24.5143-0564.3 24.5204-0233.3 83.7847-0254.3 83.7847-0254.3 83.7847-0257.3 83.7847-0257.3	331433 331430 331233 331233 331234 331234	L= 564 L= 233 L= 255 L= 255 L= 255 L= 255
<b>VW - LOAD UP 12/14→</b>								
 <b>Bremssattel</b>								
1.0 1.0 EcoFuel e-Load Up	44 50 60	12/14→ 12/14→ 12/14→	← ←	☐; +PR 1LA,1ZQ ☐; +PR 1LA,1ZQ		11.9541-9549.2 11.9541-9550.2	220575 220576	ATE Ø 54 - Halter ATE Ø 54 - Halter
<b>Führungshülzensatz, Bremssattel</b>								
1.0 1.0 EcoFuel e-Load Up	44 50 60	12/14→ 12/14→ 12/14→	←	+PR 1LA,1ZQ		11.0101-5409.2	260035	ATE
<b>Führungsbolzen, Bremssattel</b>								
1.0 1.0 EcoFuel e-Load Up	44 50 60	12/14→ 12/14→ 12/14→		+PR 1LA,1ZQ	2	11.8171-0008.1	990049	ATE
<b>VW - LT 28-35 I Bus (281-363) 04/75→06/96</b>								
 <b>Bremssattel</b>								
2.4 D 2.4 i 2.4 TD	51 69 70	08/89→06/96 08/89→06/96 09/92→06/96	← ←	☐ ☐		24.9257-8027.5 24.9257-8028.5	230039 230040	ATE Ø 57 ATE Ø 57
<b>Dichtungssatz, Bremssattel</b>								
2.4 D 2.4 i 2.4 TD	51 69 70	08/89→06/96 08/89→06/96 09/92→06/96	←			13.0441-5720.2	250122	ATE
 <b>Bremsschlauch</b>								
2.4 D 2.4 i 2.4 TD	51 69 70	08/89→06/96 08/89→06/96 09/92→06/96	← → → →		2 1 2 1	24.5224-0299.3 83.6124-0362.3 83.6301-0355.3 83.7724-0467.3	331262 330715 330343 331274	L= 300 L= 360 L= 355 L= 465
<b>VW - LT 28-35 I Kasten (281-363) 04/75→06/96</b>								
 <b>Bremssattel</b>								
2.4 D 2.4 i 2.4 TD 2.4 TD Syncro ↓	51 69 70 70	07/90→05/96 03/94→06/96 06/92→05/96 08/92→04/96	← ←	☐ ☐		24.9257-8027.5 24.9257-8028.5	230039 230040	ATE Ø 57 ATE Ø 57









	kw			 	! #		
<b>VW - LT 28-35 I Kasten (281-363) 04/75→06/96</b>							
<b>Dichtungssatz, Bremssattel</b>							
2.4 D	51	07/90→05/96	←			13.0441-5720.2	250122 ATE
2.4 i	69	03/94→06/96					
2.4 TD	70	06/92→05/96					
2.4 TD Syncro	70	08/92→04/96					
<b>Bremsschlauch</b>							
2.4 D	51	07/90→05/96	←		2	24.5224-0299.3	331262 L= 300
2.4 i	69	03/94→06/96	→	28-D-007274→	1	83.6124-0362.3	330715 L= 360
2.4 TD	70	06/92→05/96	→	→ 28-D-007273	2	83.6301-0355.3	330343 L= 355
2.4 TD Syncro	70	08/92→04/96	→	+PR 1X1	1	83.7724-0467.3	331274 L= 465
<b>VW - LT 28-35 I Pritsche/Fahrgestell (281-363) 04/75→06/96</b>							
<b>Bremssattel</b>							
2.4 D	51	08/90→06/96	←	☐		24.9257-8027.5	230039 ATE Ø 57
2.4 i	69	03/94→06/96	←	☐		24.9257-8028.5	230040 ATE Ø 57
2.4 TD	70	08/92→06/96					
2.4 TD Syncro	70	08/92→04/96					
<b>Dichtungssatz, Bremssattel</b>							
2.4 D	51	08/90→06/96	←			13.0441-5720.2	250122 ATE
2.4 i	69	03/94→06/96					
2.4 TD	70	08/92→06/96					
2.4 TD Syncro	70	08/92→04/96					
<b>Bremsschlauch</b>							
2.4 D	51	08/90→06/96	←		2	24.5224-0299.3	331262 L= 300
2.4 i	69	03/94→06/96	→	28-D-007274→	1	83.6124-0362.3	330715 L= 360
2.4 TD	70	08/92→06/96	→	→ 28-D-007273	2	83.6301-0355.3	330343 L= 355
2.4 TD Syncro	70	08/92→04/96	→	+PR 1X1	1	83.7724-0467.3	331274 L= 465
<b>VW - LT 28-35 II Bus (2DB, 2DE, 2DK) 04/96→07/06</b>							
<b>Bremssattel</b>							
2.3	105	05/96→07/06	←	☐; Baumuster: LT 28		11.3601-8513.2	220393 ATE Ø 60 - Halter
2.5 SDI	55	07/96→07/06	←	☐; Baumuster: LT 35		11.3601-8513.2	220393 ATE Ø 60 - Halter
			←	☐; → 2D-3-003239; Baumuster: LT 46		24.3441-1701.5	240331 PER Ø 44 - Halter
			←	☐; → 2D-3-003239; Baumuster: LT 46		24.3441-1702.5	240332 PER Ø 44 - Halter
			←	☐; Baumuster: LT 35		24.3601-8514.5	240688 ATE Ø 60 - Halter
			←	☐; Baumuster: LT 28		24.3601-8514.5	240688 ATE Ø 60 - Halter
			→	☐; Baumuster: LT 28		11.3451-8501.2	220389 ATE Ø 45 - Halter
			→	☐; Baumuster: LT 28		11.3451-8502.2	220390 ATE Ø 45 - Halter
			→	☐; Baumuster: LT 35		11.3521-8501.2	220391 ATE Ø 52 - Halter
			→	☐; Baumuster: LT 35		11.3521-8502.2	220392 ATE Ø 52 - Halter
			→	☐; → 2D-2H005686; Baumuster: LT 46		24.3441-1701.5	240331 PER Ø 44 - Halter
			→	☐; → 2D-2H005686; Baumuster: LT 46		24.3441-1702.5	240332 PER Ø 44 - Halter
			→	☐; → 12/03; Baumuster: LT 35		24.3521-1707.5	240471 BOS Ø 52 - Halter
			→	☐; → 12/03; Baumuster: LT 35		24.3521-1708.5	240472 BOS Ø 52 - Halter
2.5 TDI	61	05/01→07/06	←	☐; Baumuster: LT 28		11.3601-8513.2	220393 ATE Ø 60 - Halter
2.5 TDI	66	05/99→07/06	←	☐; Baumuster: LT 35		11.3601-8513.2	220393 ATE Ø 60 - Halter
2.5 TDI	70	05/01→07/06	←	☐; Baumuster: LT 35		24.3601-8514.5	240688 ATE Ø 60 - Halter
2.5 TDI	80	05/99→07/06	←	☐; Baumuster: LT 28		24.3601-8514.5	240688 ATE Ø 60 - Halter
			→	☐; Baumuster: LT 28		11.3451-8501.2	220389 ATE Ø 45 - Halter
			→	☐; Baumuster: LT 28		11.3451-8502.2	220390 ATE Ø 45 - Halter
			→	☐; Baumuster: LT 35		11.3521-8501.2	220391 ATE Ø 52 - Halter
			→	☐; Baumuster: LT 35		11.3521-8502.2	220392 ATE Ø 52 - Halter
			→	☐; → 12/03; Baumuster: LT 35		24.3521-1707.5	240471 BOS Ø 52 - Halter
			→	☐; → 12/03; Baumuster: LT 35		24.3521-1708.5	240472 BOS Ø 52 - Halter
2.5 TDI	75	05/96→08/99	←	☐; Baumuster: LT 28		11.3601-8513.2	220393 ATE Ø 60 - Halter
			←	☐; Baumuster: LT 35		11.3601-8513.2	220393 ATE Ø 60 - Halter
			←	☐; → 2D-3-003239; Baumuster: LT 46		24.3441-1701.5	240331 PER Ø 44 - Halter

	kw			 	! #			
<b>VW - LT 28-35 II Bus (2DB, 2DE, 2DK) 04/96→07/06</b>								
<b> Bremssattel</b>								
2.5 TDI	75	05/96→08/99	←	 ; → 2D-3-003239; Baumuster: LT 46	24.3441-1702.5	240332	PER Ø 44 - Halter	
			←	 ; Baumuster: LT 35	24.3601-8514.5	240688	ATE Ø 60 - Halter	
			←	 ; Baumuster: LT 28	24.3601-8514.5	240688	ATE Ø 60 - Halter	
			→	 ; Baumuster: LT 28	11.3451-8501.2	220389	ATE Ø 45 - Halter	
			→	 ; Baumuster: LT 28	11.3451-8502.2	220390	ATE Ø 45 - Halter	
			→	 ; Baumuster: LT 35	11.3521-8501.2	220391	ATE Ø 52 - Halter	
						24.3521-1707.5	240471	BOS Ø 52 - Halter
			→	 ; Baumuster: LT 35	11.3521-8502.2	220392	ATE Ø 52 - Halter	
						24.3521-1708.5	240472	BOS Ø 52 - Halter
						→  ; → 2D-2H005686; Baumuster: LT 46	24.3441-1701.5	240331
			→  ; → 2D-2H005686; Baumuster: LT 46	24.3441-1702.5	240332	PER Ø 44 - Halter		
2.8 TDI	96	01/99→01/02	←	 ; Baumuster: LT 28	11.3601-8513.2	220393	ATE Ø 60 - Halter	
2.8 TDI	116	05/01→06/06	←	 ; Baumuster: LT 28	24.3601-8514.5	240688	ATE Ø 60 - Halter	
			→	 ; Baumuster: LT 28	11.3451-8501.2	220389	ATE Ø 45 - Halter	
			→	 ; Baumuster: LT 28	11.3451-8502.2	220390	ATE Ø 45 - Halter	
<b>Halter, Bremssattel</b>								
2.3	105	05/96→07/06	←	Baumuster: LT 35	2	11.8170-0510.1	260111	ATE
2.5 SDI	55	07/96→07/06						
2.5 TDI	61	05/01→07/06	←	Baumuster: LT 28	2	11.8170-0510.1	260111	ATE
2.5 TDI	66	05/99→07/06						
2.5 TDI	70	05/01→07/06						
2.5 TDI	75	05/96→08/99						
2.5 TDI	80	05/99→07/06						
2.8 TDI	96	01/99→01/02	←	Baumuster: LT 28	2	11.8170-0510.1	260111	ATE
2.8 TDI	116	05/01→06/06						
<b>Feder, Bremssattel</b>								
2.3	105	05/96→07/06		Baumuster: LT 35	2	11.8116-0191.1	390522	ATE
2.5 SDI	55	07/96→07/06						
2.5 TDI	61	05/01→07/06	←	Baumuster: LT 35	2	11.8116-0200.1	390505	ATE
2.5 TDI	66	05/99→07/06	←	Baumuster: LT 28	2	11.8116-0200.1	390505	ATE
2.5 TDI	70	05/01→07/06						
2.5 TDI	75	05/96→08/99	→	Baumuster: LT 28	2	11.8116-0172.1	390500	ATE
2.5 TDI	80	05/99→07/06						
2.8 TDI	96	01/99→01/02	←	Baumuster: LT 28	2	11.8116-0200.1	390505	ATE
2.8 TDI	116	05/01→06/06	→	Baumuster: LT 28	2	11.8116-0172.1	390500	ATE
<b>Führungshülzensatz, Bremssattel</b>								
2.3	105	05/96→07/06	←	Baumuster: LT 35		11.0101-5704.2	260095	ATE
2.5 SDI	55	07/96→07/06						
2.5 TDI	61	05/01→07/06	←	Baumuster: LT 28		11.0101-5704.2	260095	ATE
2.5 TDI	66	05/99→07/06	→	Baumuster: LT 35		11.0101-5409.2	260035	ATE
2.5 TDI	70	05/01→07/06						
2.5 TDI	75	05/96→08/99	→	Baumuster: LT 28		11.0101-5409.2	260035	ATE
2.5 TDI	80	05/99→07/06						
2.8 TDI	96	01/99→01/02	←	Baumuster: LT 28		11.0101-5704.2	260095	ATE
2.8 TDI	116	05/01→06/06	→	Baumuster: LT 28		11.0101-5409.2	260035	ATE
<b>Führungsbolzen, Bremssattel</b>								
2.3	105	05/96→07/06	←	Baumuster: LT 35		11.8171-0008.1	990049	ATE
2.5 SDI	55	07/96→07/06						
2.5 TDI	61	05/01→07/06	←	Baumuster: LT 28		11.8171-0008.1	990049	ATE
2.5 TDI	66	05/99→07/06	→	Baumuster: LT 35		11.8171-0008.1	990049	ATE
2.5 TDI	70	05/01→07/06						
2.5 TDI	75	05/96→08/99	→	Baumuster: LT 28		11.8171-0008.1	990049	ATE
2.5 TDI	80	05/99→07/06						
2.8 TDI	96	01/99→01/02	←	Baumuster: LT 28		11.8171-0008.1	990049	ATE
2.8 TDI	116	05/01→06/06	→	Baumuster: LT 28		11.8171-0008.1	990049	ATE
<b>Dichtungssatz, Bremssattel</b>								
2.3	105	05/96→07/06	←	Baumuster: LT 35		11.0441-6007.2	250146	ATE
2.5 SDI	55	07/96→07/06						
2.5 TDI	61	05/01→07/06	←	Baumuster: LT 28		11.0441-6007.2	250146	ATE
2.5 TDI	66	05/99→07/06	→	Baumuster: LT 28		11.0441-4502.2	250143	ATE
2.5 TDI	70	05/01→07/06						
2.5 TDI	75	05/96→08/99	→	Baumuster: LT 35		11.0441-5203.2	250144	ATE
2.5 TDI	80	05/99→07/06						
2.8 TDI	96	01/99→01/02	←	Baumuster: LT 28		11.0441-6007.2	250146	ATE
2.8 TDI	116	05/01→06/06						
↓								








	kw					! #		
<b>VW - LT 28-35 II Bus (2DB, 2DE, 2DK) 04/96→07/06</b>								
<b>Dichtungssatz, Bremsattel</b>								
2.8 TDI	96	01/99→01/02	➡	Baumuster: LT 28		11.0441-4502.2	250143	ATE
2.8 TDI	116	05/01→06/06						
<b> Bremschlauch</b>								
2.3	105	05/96→07/06	←		2	83.7716-0363.3	330829	L= 363
2.5 SDI	55	07/96→07/06	➡	am Bremsattel; Baumuster: LT 28	2	24.5237-0235.3	330781	L= 235
2.5 TDI	75	05/96→08/99	➡	am Bremsattel; Baumuster: LT 46	2	24.5237-0235.3	330781	L= 235
			➡	am Bremsattel; Baumuster: LT 35	2	24.5237-0235.3	330781	L= 235
			➡	Baumuster: LT 28	1	83.7716-0363.3	330829	L= 363
			➡	Baumuster: LT 46	2	83.7716-0363.3	330829	L= 363
			➡	Baumuster: LT 35	1	83.7716-0363.3	330829	L= 363
2.5 TDI	61	05/01→07/06	←		2	83.7716-0363.3	330829	L= 363
2.5 TDI	66	05/99→07/06	➡	am Bremsattel; Baumuster: LT 28	2	24.5237-0235.3	330781	L= 235
2.5 TDI	70	05/01→07/06	➡	am Bremsattel; Baumuster: LT 35	2	24.5237-0235.3	330781	L= 235
2.5 TDI	80	05/99→07/06	➡	Baumuster: LT 28	1	83.7716-0363.3	330829	L= 363
			➡	Baumuster: LT 35	1	83.7716-0363.3	330829	L= 363
2.8 TDI	92	07/97→05/03	➡	→ 28-D-007273	2	83.6301-0355.3	330343	L= 355
2.8 TDI	96	01/99→01/02	←		2	83.7716-0363.3	330829	L= 363
2.8 TDI	116	05/01→06/06	➡	am Bremsattel; Baumuster: LT 28	2	24.5237-0235.3	330781	L= 235
			➡	Baumuster: LT 28	1	83.7716-0363.3	330829	L= 363
<b>VW - LT 28-46 II Kasten (2DA, 2DD, 2DH) 04/96→07/06</b>								
<b> Bremsattel</b>								
2.3	105	05/96→07/06	←	☐; Baumuster: LT 28		11.3601-8513.2	220393	ATE Ø 60 - Halter
2.5 SDI	55	09/96→07/06	←	☐; Baumuster: LT 35		11.3601-8513.2	220393	ATE Ø 60 - Halter
2.5 TDI	61	05/01→07/06	←	☐; → 2D-3-003239; Baumuster: LT 46		24.3441-1701.5	240331	PER Ø 44 - Halter
2.5 TDI	66	05/99→07/06	←	☐; → 2D-3-003239; Baumuster: LT 46		24.3441-1702.5	240332	PER Ø 44 - Halter
2.5 TDI	70	05/01→07/06	←	☐; Baumuster: LT 28		24.3601-8514.5	240688	ATE Ø 60 - Halter
2.5 TDI	80	05/99→07/06	←	☐; Baumuster: LT 28		24.3601-8514.5	240688	ATE Ø 60 - Halter
2.5 TDI	80	05/99→07/06	←	☐; → 2D-2H005686; Baumuster: LT 46		24.3441-1701.5	240331	PER Ø 44 - Halter
2.5 TDI	80	05/99→07/06	←	☐; → 2D-2H005686; Baumuster: LT 46		24.3441-1702.5	240332	PER Ø 44 - Halter
2.8 TDI	96	01/99→07/06	←	☐; Baumuster: LT 35		24.3521-1707.5	240471	BOS Ø 52 - Halter
2.8 TDI	96	01/99→07/06	←	☐; Baumuster: LT 35		24.3521-1708.5	240472	BOS Ø 52 - Halter
2.8 TDI	116	04/02→07/06	←	☐; Baumuster: LT 28		11.3451-8501.2	220389	ATE Ø 45 - Halter
			➡	☐; Baumuster: LT 28		11.3451-8502.2	220390	ATE Ø 45 - Halter
			➡	☐; Baumuster: LT 28		11.3521-8501.2	220391	ATE Ø 52 - Halter
			➡	☐; Baumuster: LT 35		11.3521-8502.2	220392	ATE Ø 52 - Halter
			➡	☐; → 2D-2H005686; Baumuster: LT 46		24.3441-1701.5	240331	PER Ø 44 - Halter
			➡	☐; → 2D-2H005686; Baumuster: LT 46		24.3441-1702.5	240332	PER Ø 44 - Halter
			➡	☐; → 12/03; Baumuster: LT 35		24.3521-1707.5	240471	BOS Ø 52 - Halter
			➡	☐; → 12/03; Baumuster: LT 35		24.3521-1708.5	240472	BOS Ø 52 - Halter
2.5 TDI	75	05/96→08/99	←	☐; Baumuster: LT 28		11.3601-8513.2	220393	ATE Ø 60 - Halter
2.8 TDI	92	07/97→01/02	←	☐; Baumuster: LT 35		11.3601-8513.2	220393	ATE Ø 60 - Halter
			←	☐; → 2D-3-003239; Baumuster: LT 46		24.3441-1701.5	240331	PER Ø 44 - Halter
			←	☐; → 2D-3-003239; Baumuster: LT 46		24.3441-1702.5	240332	PER Ø 44 - Halter
			←	☐; Baumuster: LT 35		24.3601-8514.5	240688	ATE Ø 60 - Halter
			←	☐; Baumuster: LT 28		24.3601-8514.5	240688	ATE Ø 60 - Halter
			➡	☐; Baumuster: LT 28		11.3451-8501.2	220389	ATE Ø 45 - Halter
			➡	☐; Baumuster: LT 28		11.3451-8502.2	220390	ATE Ø 45 - Halter
			➡	☐; Baumuster: LT 35		11.3521-8501.2	220391	ATE Ø 52 - Halter
			➡	☐; Baumuster: LT 35		24.3521-1707.5	240471	BOS Ø 52 - Halter
			➡	☐; Baumuster: LT 35		11.3521-8502.2	220392	ATE Ø 52 - Halter
			➡	☐; → 2D-2H005686; Baumuster: LT 46		24.3441-1701.5	240331	PER Ø 44 - Halter
			➡	☐; → 2D-2H005686; Baumuster: LT 46		24.3441-1702.5	240332	PER Ø 44 - Halter
<b>Halter, Bremsattel</b>								
2.3	105	05/96→07/06	←	Baumuster: LT 35	2	11.8170-0510.1	260111	ATE
2.5 SDI	55	09/96→07/06	←	Baumuster: LT 28	2	11.8170-0510.1	260111	ATE
2.5 TDI	61	05/01→07/06						
2.5 TDI	66	05/99→07/06						













	kw					! #		
<b>VW - LT 28-46 II Kasten (2DA, 2DD, 2DH) 04/96→07/06</b>								
<b>Halter, Bremssattel</b>								
2.5 TDI	70	05/01→07/06	←	Baumuster: LT 35	2	11.8170-0510.1	260111	ATE
2.5 TDI	75	05/96→08/99	←	Baumuster: LT 28	2	11.8170-0510.1	260111	ATE
2.5 TDI	80	05/99→07/06						
2.8 TDI	92	07/97→01/02						
2.8 TDI	96	01/99→07/06						
2.8 TDI	116	04/02→07/06						
<b>Feder, Bremssattel</b>								
2.3	105	05/96→07/06		Baumuster: LT 35	2	11.8116-0191.1	390522	ATE
2.5 SDI	55	09/96→07/06	←	Baumuster: LT 35	2	11.8116-0200.1	390505	ATE
2.5 TDI	61	05/01→07/06	←	Baumuster: LT 28	2	11.8116-0200.1	390505	ATE
2.5 TDI	66	05/99→07/06	←	Baumuster: LT 28	2	11.8116-0200.1	390505	ATE
2.5 TDI	70	05/01→07/06	→	Baumuster: LT 28	2	11.8116-0172.1	390500	ATE
2.5 TDI	75	05/96→08/99	→					
2.5 TDI	80	05/99→07/06						
2.8 TDI	92	07/97→01/02						
2.8 TDI	96	01/99→07/06						
2.8 TDI	116	04/02→07/06						
<b>Führungshülzensatz, Bremssattel</b>								
2.3	105	05/96→07/06	←	Baumuster: LT 35		11.0101-5704.2	260095	ATE
2.5 SDI	55	09/96→07/06	←	Baumuster: LT 28		11.0101-5704.2	260095	ATE
2.5 TDI	61	05/01→07/06	←	Baumuster: LT 35		11.0101-5409.2	260035	ATE
2.5 TDI	66	05/99→07/06	→	Baumuster: LT 28		11.0101-5409.2	260035	ATE
2.5 TDI	70	05/01→07/06	→					
2.5 TDI	75	05/96→08/99	→					
2.5 TDI	80	05/99→07/06						
2.8 TDI	92	07/97→01/02						
2.8 TDI	96	01/99→07/06						
2.8 TDI	116	04/02→07/06						
<b>Führungsbolzen, Bremssattel</b>								
2.3	105	05/96→07/06	←	Baumuster: LT 35		11.8171-0008.1	990049	ATE
2.5 SDI	55	09/96→07/06	←	Baumuster: LT 28		11.8171-0008.1	990049	ATE
2.5 TDI	61	05/01→07/06	←	Baumuster: LT 35		11.8171-0008.1	990049	ATE
2.5 TDI	66	05/99→07/06	→	Baumuster: LT 28		11.8171-0008.1	990049	ATE
2.5 TDI	70	05/01→07/06	→					
2.5 TDI	75	05/96→08/99	→					
2.5 TDI	80	05/99→07/06						
2.8 TDI	92	07/97→01/02						
2.8 TDI	96	01/99→07/06						
2.8 TDI	116	04/02→07/06						
<b>Dichtungssatz, Bremssattel</b>								
2.3	105	05/96→07/06	←	Baumuster: LT 35		11.0441-6007.2	250146	ATE
2.5 SDI	55	09/96→07/06	←	Baumuster: LT 28		11.0441-6007.2	250146	ATE
2.5 TDI	61	05/01→07/06	←	Baumuster: LT 28		11.0441-4502.2	250143	ATE
2.5 TDI	66	05/99→07/06	→	Baumuster: LT 35		11.0441-5203.2	250144	ATE
2.5 TDI	70	05/01→07/06	→					
2.5 TDI	75	05/96→08/99	→					
2.5 TDI	80	05/99→07/06						
2.8 TDI	92	07/97→01/02						
2.8 TDI	96	01/99→07/06						
2.8 TDI	116	04/02→07/06						
<b>Bremsschlauch</b>								
2.3	105	05/96→07/06	←		2	83.7716-0363.3	330829	L= 363
2.5 SDI	55	09/96→07/06	→	am Bremssattel; Baumuster: LT 28	2	24.5237-0235.3	330781	L= 235
2.5 TDI	61	05/01→07/06	→	am Bremssattel; Baumuster: LT 46	2	24.5237-0235.3	330781	L= 235
2.5 TDI	66	05/99→07/06	→	am Bremssattel; Baumuster: LT 35	2	24.5237-0235.3	330781	L= 235
2.5 TDI	70	05/01→07/06	→					
2.5 TDI	75	05/96→08/99	→					
2.5 TDI	80	05/99→07/06	→	Baumuster: LT 28	1	83.7716-0363.3	330829	L= 363
2.8 TDI	92	07/97→01/02	→	Baumuster: LT 46	2	83.7716-0363.3	330829	L= 363
2.8 TDI	96	01/99→07/06	→	Baumuster: LT 35	1	83.7716-0363.3	330829	L= 363
2.8 TDI	116	04/02→07/06	→					
<b>VW - LT 28-46 II Pritsche/Fahrgestell (2DC, 2DF, 2DG, 2DL, 2DM) 04/96→07/06</b>								
<b>Bremssattel</b>								
2.3	105	06/96→07/06	←	☐; Baumuster: LT 28		11.3601-8513.2	220393	ATE Ø 60 - Halter
2.5 SDI	55	09/96→07/06	←	☐; Baumuster: LT 35		11.3601-8513.2	220393	ATE Ø 60 - Halter
2.5 TDI	61	05/01→07/06	←	☐; → 2D-3-003239; Baumuster: LT 46		24.3441-1701.5	240331	PER Ø 44 - Halter
2.5 TDI	66	05/99→07/06	←	☐; → 2D-3-003239; Baumuster: LT 46		24.3441-1702.5	240332	PER Ø 44 - Halter
2.5 TDI	70	05/01→07/06	←	☐; Baumuster: LT 35		24.3601-8514.5	240688	ATE Ø 60 - Halter
2.5 TDI	80	05/99→07/06	←	☐; Baumuster: LT 28		24.3601-8514.5	240688	ATE Ø 60 - Halter
2.8 TDI	96	01/99→07/06	←	☐; Baumuster: LT 28		11.3451-8501.2	220389	ATE Ø 45 - Halter
2.8 TDI	116	04/02→07/06	→	☐; Baumuster: LT 28				








	kW			 	! #		
<b>VW - LT 28-46 II Pritsche/Fahrgestell (2DC, 2DF, 2DG, 2DL, 2DM) 04/96→07/06</b>							
<b> Bremssattel</b>							
2.3	105	06/96→07/06	➡	☐; Baumuster: LT 28		11.3451-8502.2 220390	ATE Ø 45 - Halter
2.5 SDI	55	09/96→07/06	➡	☐; Baumuster: LT 35		11.3521-8501.2 220391	ATE Ø 52 - Halter
2.5 TDI	61	05/01→07/06	➡	☐; Baumuster: LT 35		11.3521-8502.2 220392	ATE Ø 52 - Halter
2.5 TDI	66	05/99→07/06	➡	☐; → 2D-2H005686; Baumuster: LT 46		24.3441-1701.5 240331	PER Ø 44 - Halter
2.5 TDI	70	05/01→07/06	➡	☐; → 2D-2H005686; Baumuster: LT 46		24.3441-1702.5 240332	PER Ø 44 - Halter
2.5 TDI	80	05/99→07/06	➡	☐; → 12/03; Baumuster: LT 35		24.3521-1707.5 240471	BOS Ø 52 - Halter
2.8 TDI	96	01/99→07/06	➡	☐; → 12/03; Baumuster: LT 35		24.3521-1708.5 240472	BOS Ø 52 - Halter
2.8 TDI	116	04/02→07/06	➡	☐; Baumuster: LT 28		11.3601-8513.2 220393	ATE Ø 60 - Halter
2.5 TDI	75	06/96→08/99	➡	☐; Baumuster: LT 35		24.3441-1701.5 240331	PER Ø 44 - Halter
2.8 TDI	92	07/97→01/02	➡	☐; → 2D-3-003239; Baumuster: LT 46		24.3441-1702.5 240332	PER Ø 44 - Halter
			➡	☐; → 2D-3-003239; Baumuster: LT 46		24.3601-8514.5 240688	ATE Ø 60 - Halter
			➡	☐; Baumuster: LT 28		24.3601-8514.5 240688	ATE Ø 60 - Halter
			➡	☐; Baumuster: LT 28		11.3451-8501.2 220389	ATE Ø 45 - Halter
			➡	☐; Baumuster: LT 28		11.3451-8502.2 220390	ATE Ø 45 - Halter
			➡	☐; Baumuster: LT 35		11.3521-8501.2 220391	ATE Ø 52 - Halter
			➡	☐; Baumuster: LT 35		24.3521-1707.5 240471	BOS Ø 52 - Halter
			➡	☐; Baumuster: LT 35		11.3521-8502.2 220392	ATE Ø 52 - Halter
			➡	☐; → 2D-2H005686; Baumuster: LT 46		24.3521-1708.5 240472	BOS Ø 52 - Halter
			➡	☐; → 2D-2H005686; Baumuster: LT 46		24.3441-1701.5 240331	PER Ø 44 - Halter
			➡	☐; → 2D-2H005686; Baumuster: LT 46		24.3441-1702.5 240332	PER Ø 44 - Halter
<b>Halter, Bremssattel</b>							
2.3	105	06/96→07/06	➡	Baumuster: LT 35	2	11.8170-0510.1 260111	ATE
2.5 SDI	55	09/96→07/06	➡	Baumuster: LT 28	2	11.8170-0510.1 260111	ATE
2.5 TDI	61	05/01→07/06	➡				
2.5 TDI	66	05/99→07/06	➡				
2.5 TDI	70	05/01→07/06	➡				
2.5 TDI	75	06/96→08/99	➡				
2.5 TDI	80	05/99→07/06	➡				
2.8 TDI	92	07/97→01/02	➡				
2.8 TDI	96	01/99→07/06	➡				
2.8 TDI	116	04/02→07/06	➡				
<b>Feder, Bremssattel</b>							
2.3	105	06/96→07/06	➡	Baumuster: LT 35	2	11.8116-0191.1 390522	ATE
2.5 SDI	55	09/96→07/06	➡	Baumuster: LT 35	2	11.8116-0200.1 390505	ATE
2.5 TDI	61	05/01→07/06	➡	Baumuster: LT 28	2	11.8116-0200.1 390505	ATE
2.5 TDI	66	05/99→07/06	➡	Baumuster: LT 28	2	11.8116-0172.1 390500	ATE
2.5 TDI	70	05/01→07/06	➡				
2.5 TDI	75	06/96→08/99	➡				
2.5 TDI	80	05/99→07/06	➡				
2.8 TDI	92	07/97→01/02	➡				
2.8 TDI	96	01/99→07/06	➡				
2.8 TDI	116	04/02→07/06	➡				
<b>Führungshülzensatz, Bremssattel</b>							
2.3	105	06/96→07/06	➡	Baumuster: LT 35		11.0101-5704.2 260095	ATE
2.5 SDI	55	09/96→07/06	➡	Baumuster: LT 28		11.0101-5704.2 260095	ATE
2.5 TDI	61	05/01→07/06	➡	Baumuster: LT 35		11.0101-5409.2 260035	ATE
2.5 TDI	66	05/99→07/06	➡	Baumuster: LT 28		11.0101-5409.2 260035	ATE
2.5 TDI	70	05/01→07/06	➡				
2.5 TDI	75	06/96→08/99	➡				
2.5 TDI	80	05/99→07/06	➡				
2.8 TDI	92	07/97→01/02	➡				
2.8 TDI	96	01/99→07/06	➡				
2.8 TDI	116	04/02→07/06	➡				
<b>Führungsbolzen, Bremssattel</b>							
2.3	105	06/96→07/06	➡	Baumuster: LT 35		11.8171-0008.1 990049	ATE
2.5 SDI	55	09/96→07/06	➡	Baumuster: LT 28		11.8171-0008.1 990049	ATE
2.5 TDI	61	05/01→07/06	➡	Baumuster: LT 35		11.8171-0008.1 990049	ATE
2.5 TDI	66	05/99→07/06	➡	Baumuster: LT 28		11.8171-0008.1 990049	ATE
2.5 TDI	70	05/01→07/06	➡				
2.5 TDI	75	06/96→08/99	➡				
2.5 TDI	80	05/99→07/06	➡				
2.8 TDI	92	07/97→01/02	➡				
2.8 TDI	96	01/99→07/06	➡				
2.8 TDI	116	04/02→07/06	➡				
↓							









	kW					! #		
<b>VW - LT 28-46 II Pritsche/Fahrgestell (2DC, 2DF, 2DG, 2DL, 2DM) 04/96→07/06</b>								
<b>Dichtungssatz, Bremsattel</b>								
2.3	105	06/96→07/06	←	Baumuster: LT 35		11.0441-6007.2	250146	ATE
2.5 SDI	55	09/96→07/06	←	Baumuster: LT 28		11.0441-6007.2	250146	ATE
2.5 TDI	61	05/01→07/06	←	Baumuster: LT 28		11.0441-4502.2	250143	ATE
2.5 TDI	66	05/99→07/06	→	Baumuster: LT 28		11.0441-4502.2	250143	ATE
2.5 TDI	70	05/01→07/06	→	Baumuster: LT 35		11.0441-5203.2	250144	ATE
2.5 TDI	75	06/96→08/99	→	Baumuster: LT 35				
2.5 TDI	80	05/99→07/06						
2.8 TDI	92	07/97→01/02						
2.8 TDI	96	01/99→07/06						
2.8 TDI	116	04/02→07/06						
<b>Bremsschlauch</b>								
2.3	105	06/96→07/06	←		2	83.7716-0363.3	330829	L= 363
2.5 SDI	55	09/96→07/06	←		2	24.5237-0235.3	330781	L= 235
2.5 TDI	61	05/01→07/06	→	am Bremsattel; Baumuster: LT 28	2	24.5237-0235.3	330781	L= 235
2.5 TDI	66	05/99→07/06	→	am Bremsattel; Baumuster: LT 46	2	24.5237-0235.3	330781	L= 235
2.5 TDI	70	05/01→07/06	→	am Bremsattel; Baumuster: LT 35	2	24.5237-0235.3	330781	L= 235
2.5 TDI	75	06/96→08/99	→	am Bremsattel; Baumuster: LT 35	2	24.5237-0235.3	330781	L= 235
2.5 TDI	80	05/99→07/06	→	Baumuster: LT 28	1	83.7716-0363.3	330829	L= 363
2.8 TDI	92	07/97→01/02	→	Baumuster: LT 46	2	83.7716-0363.3	330829	L= 363
2.8 TDI	96	01/99→07/06	→	Baumuster: LT 46	2	83.7716-0363.3	330829	L= 363
2.8 TDI	116	04/02→07/06	→	Baumuster: LT 35	1	83.7716-0363.3	330829	L= 363
<b>VW - LT 40-55 I Kasten (291-512) 04/75→06/96</b>								
<b>Bremssattel</b>								
2.4 D	51	07/90→05/96	←			13.9571-0041.2	210259	ATE Ø 57
2.4 i	69	01/93→06/96	←			13.9571-0042.2	210260	ATE Ø 57
2.4 TD	70	06/92→05/96	←			24.9257-0041.5	230049	ATE Ø 57
			←			24.9257-0042.5	230050	ATE Ø 57
<b>Dichtungssatz, Bremsattel</b>								
2.4 D	51	07/90→05/96	←			13.0441-5720.2	250122	ATE
2.4 i	69	01/93→06/96						
2.4 TD	70	06/92→05/96						
<b>Bremsschlauch</b>								
2.4 D	51	07/90→05/96	←		2	24.5224-0440.3	331378	L= 445
2.4 i	69	01/93→06/96	→	28-D-007274→	1	83.6124-0362.3	330715	L= 360
2.4 TD	70	06/92→05/96	→		1	83.6124-0362.3	330715	L= 360
			→	→ 28-D-007273	2	83.6301-0355.3	330343	L= 355
			→	+PR 1X1	1	83.7724-0467.3	331274	L= 465
<b>VW - LT 40-55 I Pritsche/Fahrgestell (293-909) 04/75→06/96</b>								
<b>Bremssattel</b>								
2.4 D	51	08/90→06/96	←			13.9571-0041.2	210259	ATE Ø 57
2.4 i	69	03/94→06/96	←			13.9571-0042.2	210260	ATE Ø 57
2.4 TD	70	08/92→06/96	←			24.9257-0041.5	230049	ATE Ø 57
			←			24.9257-0042.5	230050	ATE Ø 57
<b>Dichtungssatz, Bremsattel</b>								
2.4 D	51	08/90→06/96	←			13.0441-5720.2	250122	ATE
2.4 i	69	03/94→06/96						
2.4 TD	70	08/92→06/96						
<b>Bremsschlauch</b>								
2.4 D	51	08/90→06/96	←		2	24.5224-0440.3	331378	L= 445
2.4 i	69	03/94→06/96	→	28-D-007274→	1	83.6124-0362.3	330715	L= 360
2.4 TD	70	08/92→06/96	→		1	83.6124-0362.3	330715	L= 360
			→	→ 28-D-007273	2	83.6301-0355.3	330343	L= 355
			→	+PR 1X1	1	83.7724-0467.3	331274	L= 465
<b>VW - LUPO (6X1, 6E1) 09/98→07/05</b>								
<b>Bremssattel</b>								
1.0	37	09/98→07/05	←	☐; +PR 1LM,1ZN,1LB,1ZC		24.3481-1735.5	240283	ATE Ø 48 - Halter
1.0	37	10/98→05/00	←					
1.4	44	10/00→07/05	←	☐; +PR 1LM,1ZN,1LB,1ZC / 1LM,1ZN		24.3481-1736.5	240284	ATE Ø 48 - Halter
1.4 TDI	55	01/99→07/05						
↓								

	kw			 	! #			
<b>VW - LUPO (6X1, 6E1) 09/98→07/05</b>								
 <b>Bremssattel</b>								
1.7 SDI	44	09/98→07/05	←	☐; +PR 1ZE,1ZJ,1ZK	24.3541-1779.5	240249	TRW Ø 54 - Halter	
			←	☐; +PR 1ZE,1ZJ,1ZK	24.3541-1780.5	240250	TRW Ø 54 - Halter	
1.2 TDI 3L	45	07/99→07/05	←	☐; +PR 1ZB	11.9486-0009.2	220841	ATE Ø 48 - Halter	
			←	☐; +PR 1ZB	11.9486-0010.2	220842	ATE Ø 48 - Halter	
1.4 16V	55	09/98→07/05	←	☐; 10/98→; +PR 1LM,1ZN,1LB,1ZC	24.3481-1735.5	240283	ATE Ø 48 - Halter	
			←	☐; 10/98→; +PR 1LM,1ZN,1LB,1ZC / 1LM,1ZN	24.3481-1736.5	240284	ATE Ø 48 - Halter	
			←	☐; 10/98→; +PR 1ZE,1ZJ,1ZK	24.3541-1779.5	240249	TRW Ø 54 - Halter	
			←	☐; 10/98→; +PR 1ZE,1ZJ,1ZK	24.3541-1780.5	240250	TRW Ø 54 - Halter	
1.4 16V	74	08/99→07/05	←	☐; +PR 1LM,1ZN,1LB,1ZC	24.3481-1735.5	240283	ATE Ø 48 - Halter	
1.4 FSI	77	02/01→07/05	←	☐; +PR 1LM,1ZN,1LB,1ZC / 1LM,1ZN	24.3481-1736.5	240284	ATE Ø 48 - Halter	
1.6 GTI	92	09/00→07/05	←	☐; +PR 1ZE,1ZJ,1ZK	24.3541-1779.5	240249	TRW Ø 54 - Halter	
			←	☐; +PR 1ZE,1ZJ,1ZK	24.3541-1780.5	240250	TRW Ø 54 - Halter	
			→	☐	24.3344-1711.7	220539	TRW Ø 34 - Halter	
			→	☐	24.3344-1712.7	220540	TRW Ø 34 - Halter	
<b>Führungshülzensatz, Bremssattel</b>								
1.0	37	09/98→07/05	←	+PR 1LM,1ZN,1LB,1ZC / 1LM,1ZN	11.0101-4801.2	260006	ATE	
1.0	37	10/98→05/00			24.0102-4801.2	260085	ATE	
1.4	44	10/00→07/05						
1.4 16V	74	08/99→07/05	←	+PR 1LX	11.0101-5403.2	260010	TRW	
1.4 FSI	77	02/01→07/05	←	+PR 1ZE,1ZJ,1ZK	11.0101-5403.2	260010	TRW	
1.4 TDI	55	01/99→07/05						
1.6 GTI	92	09/00→07/05						
1.7 SDI	44	09/98→07/05						
1.2 TDI 3L	45	07/99→07/05	←	+PR 1ZB	11.0101-5409.2	260035	ATE	
1.4 16V	55	09/98→07/05	←	10/98→; +PR 1LM,1ZN,1LB,1ZC / 1LM,1ZN	11.0101-4801.2	260006	ATE	
					24.0102-4801.2	260085	ATE	
			←	10/98→; +PR 1LX	11.0101-5403.2	260010	TRW	
			←	10/98→; +PR 1ZE,1ZJ,1ZK	11.0101-5403.2	260010	TRW	
<b>Führungsbolzen, Bremssattel</b>								
1.2 TDI 3L	45	07/99→07/05	←	+PR 1ZB	11.8171-0008.1	990049	ATE	
<b>Dichtungssatz, Bremssattel</b>								
1.0	37	09/98→07/05		+PR 1LM,1ZN,1LB,1ZC	11.0441-4808.2	250022	ATE	
1.0	37	10/98→05/00						
1.4	44	10/00→07/05						
1.4 16V	74	08/99→07/05						
1.4 FSI	77	02/01→07/05						
1.4 TDI	55	01/99→07/05						
1.6 GTI	92	09/00→07/05						
1.7 SDI	44	09/98→07/05						
1.4 16V	55	09/98→07/05		10/98→; +PR 1LM,1ZN,1LB,1ZC	11.0441-4808.2	250022	ATE	
 <b>Bremsschlauch</b>								
1.0	37	09/98→07/05	←		2	24.5147-0385.3	331427	L= 384
1.0	37	10/98→05/00						
1.4	44	10/00→07/05	→		2	83.7858-0140.3	330837	L= 140
1.4 16V	74	08/99→07/05						
1.4 TDI	55	01/99→07/05						
1.7 SDI	44	09/98→07/05						
1.2 TDI 3L	45	07/99→07/05	←		2	83.6243-0393.3	330629	L= 390
			→		2	83.7858-0140.3	330837	L= 140
1.4 16V	55	09/98→07/05	←	10/98→	2	24.5147-0385.3	331427	L= 384
			→	10/98→	2	83.7858-0140.3	330837	L= 140
1.4 FSI	77	02/01→07/05	→		2	83.7858-0140.3	330837	L= 140
1.6 GTI	92	09/00→07/05						
<b>VW - MULTIVAN T5 (7HM, 7HN, 7HF, 7EF, 7EM, 7EN) 04/03→08/15</b>								
 <b>Bremssattel</b>								
1.9 TDI	62	01/06→11/09	←	☐; 7H-A-200001→; +PR 2E4	11.9441-9933.2	220911	ATE Ø 44 - Halter	
1.9 TDI	75	06/06→11/09	←	☐; 7H-A-200001→; +PR 2E4	11.9441-9934.2	220912	ATE Ø 44 - Halter	
			←	☐; → 7H-A-050000; +PR 2E4	11.9601-9721.2	220875	ATE Ø 60 - Halter	
			←	☐; → 7H-A-050000; +PR 2E4	11.9601-9722.2	220876	ATE Ø 60 - Halter	
↓								



	kW					! #		
<b>VW - MULTIVAN T5 (7HM, 7HN, 7HF, 7EF, 7EM, 7EN) 04/03→08/15</b>								
<b>Bremssattel</b>								
3.2 4motion	170	11/03→06/06	➔	☐; 7H-A-200001→		24.3414-1711.7	220677	TRW Ø 41 - Halter
<b>Halter, Bremssattel</b>								
1.9 TDI	62	01/06→11/09	←	→ 7H-A-050000; +PR 2E4		11.8170-0955.1	260109	ATE
1.9 TDI	63	04/03→11/09						
1.9 TDI	75	06/06→11/09						
1.9 TDI	77	04/03→11/09						
2.0	85	11/03→08/15						
2.0 BiTDI	132	09/09→08/15						
2.0 BiTDI 4motion	132	09/09→08/15						
2.0 TDI	62	09/09→08/15						
2.0 TDI	75	09/09→08/15						
2.0 TDI	103	09/09→08/15						
2.0 TDI 4motion	103	09/09→08/15						
2.5 TDI	96	04/03→11/09						
2.5 TDI	120	11/03→11/09						
2.5 TDI	128	04/03→11/09						
2.5 TDI 4motion	96	07/04→11/09						
2.5 TDI 4motion	128	07/04→11/09						
3.2 V6	170	02/04→06/04						
3.2 V6	173	02/04→11/09						
3.2 V6 4motion	173	07/04→11/09						
3.2 4motion	170	11/03→06/06	←	07/04→; → 7H-A-050000; +PR 2E4		11.8170-0955.1	260109	ATE
<b>Feder, Bremssattel</b>								
1.9 TDI	62	01/06→11/09		7H-A-200001→; +PR 2E4	2	11.8116-0126.2	390608	ATE
1.9 TDI	63	04/03→11/09		→ 7H-A-050000; +PR 2E4	2	11.8116-0237.1	390509	ATE
1.9 TDI	75	06/06→11/09				11.8116-0367.1	390600	ATE
1.9 TDI	77	04/03→11/09						
2.0	85	11/03→08/15		+PR 2E3	2	11.8116-0237.1	390509	ATE
2.5 TDI	96	04/03→11/09						
2.5 TDI	120	11/03→11/09		+PR 0WR; → 7H-8-027999	2	11.8116-0310.1	390611	ATE
2.5 TDI	128	04/03→11/09						
2.5 TDI 4motion	96	07/04→11/09						
2.5 TDI 4motion	128	07/04→11/09						
3.2 V6	170	02/04→06/04						
3.2 V6	173	02/04→11/09						
3.2 V6 4motion	173	07/04→11/09						
2.0 BiTDI	132	09/09→08/15		7H-A-200001→; +PR 2E4	2	11.8116-0126.2	390608	ATE
2.0 BiTDI 4motion	132	09/09→08/15		→ 7H-A-050000; +PR 2E4	2	11.8116-0237.1	390509	ATE
2.0 TDI	62	09/09→08/15				11.8116-0367.1	390600	ATE
2.0 TDI	75	09/09→08/15						
2.0 TDI	103	09/09→08/15		+PR 2E3	2	11.8116-0237.1	390509	ATE
2.0 TDI 4motion	103	09/09→08/15						
2.0 TDI	84	05/11→08/15		+PR 2E4	2	11.8116-0126.2	390608	ATE
2.0 TSI	110	07/12→08/15		+PR 2E3	2	11.8116-0237.1	390509	ATE
2.0 TSI	150	05/11→08/15						
2.0 TSI 4motion	150	07/11→08/15						
2.0 TDI	100	05/10→08/15		7H-A-200001→; +PR 2E4	2	11.8116-0126.2	390608	ATE
2.0 TDI 4motion	100	05/10→08/15		+PR 2E3	2	11.8116-0237.1	390509	ATE
3.2 4motion	170	11/03→06/06		7H-A-200001→; +PR 2E4	2	11.8116-0126.2	390608	ATE
				07/04→; → 7H-A-050000; +PR 2E4	2	11.8116-0237.1	390509	ATE
						11.8116-0367.1	390600	ATE
				07/04→; +PR 2E3	2	11.8116-0237.1	390509	ATE
				07/04→; +PR 0WR; → 7H-8-027999	2	11.8116-0310.1	390611	ATE
<b>Führungshülzensatz, Bremssattel</b>								
1.9 TDI	62	01/06→11/09	←	+PR 2E3		11.0101-5706.2	260097	ATE
1.9 TDI	63	04/03→11/09	←					
1.9 TDI	75	06/06→11/09	←	→ 7H-A-050000; +PR 2E4		11.0101-5706.2	260097	ATE
1.9 TDI	77	04/03→11/09	➔	+PR 0WR; → 7H-8-027999		11.0101-5409.2	260035	ATE
2.0	85	11/03→08/15						
2.5 TDI	96	04/03→11/09						
2.5 TDI	120	11/03→11/09						
2.5 TDI	128	04/03→11/09						
2.5 TDI 4motion	96	07/04→11/09						
2.5 TDI 4motion	128	07/04→11/09						
3.2 V6	170	02/04→06/04						
3.2 V6	173	02/04→11/09						
3.2 V6 4motion	173	07/04→11/09						
2.0 BiTDI	132	09/09→08/15	←	+PR 2E3		11.0101-5706.2	260097	ATE
2.0 BiTDI 4motion	132	09/09→08/15	←					
2.0 TDI	62	09/09→08/15	←	→ 7H-A-050000; +PR 2E4		11.0101-5706.2	260097	ATE
2.0 TDI	75	09/09→08/15						
2.0 TDI	103	09/09→08/15						
2.0 TDI 4motion	103	09/09→08/15						
2.0 TDI	84	05/11→08/15	←	+PR 2E3		11.0101-5706.2	260097	ATE
2.0 TDI	100	05/10→08/15						
↓								



	kw				! #		
<b>VW - MULTIVAN T5 (7HM, 7HN, 7HF, 7EF, 7EM, 7EN) 04/03→08/15</b>							
<b>Führungshülzensatz, Bremssattel</b>							
2.0 TDI 4motion	100	05/10→08/15	←	+PR 2E3		11.0101-5706.2 260097	ATE
2.0 TSI	110	07/12→08/15					
2.0 TSI	150	05/11→08/15					
2.0 TSI 4motion	150	07/11→08/15					
3.2 4motion	170	11/03→06/06	←	07/04→; → 7H-A-050000; +PR 2E4		11.0101-5706.2 260097	ATE
			←	07/04→; +PR 2E3		11.0101-5706.2 260097	ATE
			→	07/04→; +PR 0WR; → 7H-8-027999		11.0101-5409.2 260035	ATE
<b>Führungsbolzen, Bremssattel</b>							
1.9 TDI	62	01/06→11/09		+PR 0WR; → 7H-8-027999		11.8171-0008.1 990049	ATE
1.9 TDI	63	04/03→11/09					
1.9 TDI	75	06/06→11/09		→ 7H-A-050000; +PR 2E4		11.8171-0067.1 250153	ATE
1.9 TDI	77	04/03→11/09		+PR 2E3		11.8171-0067.1 250153	ATE
2.0	85	11/03→08/15					
2.5 TDI	96	04/03→11/09		7H-A-200001→; +PR 2E4		11.8171-0096.1 250155	ATE
2.5 TDI	120	11/03→11/09					
2.5 TDI	128	04/03→11/09					
2.5 TDI 4motion	96	07/04→11/09					
2.5 TDI 4motion	128	07/04→11/09					
3.2 V6	170	02/04→06/04					
3.2 V6	173	02/04→11/09					
3.2 V6 4motion	173	07/04→11/09					
2.0 BiTDI	132	09/09→08/15		→ 7H-A-050000; +PR 2E4		11.8171-0067.1 250153	ATE
2.0 BiTDI 4motion	132	09/09→08/15		+PR 2E3		11.8171-0067.1 250153	ATE
2.0 TDI	62	09/09→08/15					
2.0 TDI	75	09/09→08/15		7H-A-200001→; +PR 2E4		11.8171-0096.1 250155	ATE
2.0 TDI	103	09/09→08/15					
2.0 TDI 4motion	103	09/09→08/15					
2.0 TDI	84	05/11→08/15		+PR 2E3		11.8171-0067.1 250153	ATE
2.0 TSI	110	07/12→08/15					
2.0 TSI	150	05/11→08/15		+PR 2E4		11.8171-0096.1 250155	ATE
2.0 TSI 4motion	150	07/11→08/15					
2.0 TDI	100	05/10→08/15		+PR 2E3		11.8171-0067.1 250153	ATE
2.0 TDI 4motion	100	05/10→08/15					
				7H-A-200001→; +PR 2E4		11.8171-0096.1 250155	ATE
3.2 4motion	170	11/03→06/06		07/04→; +PR 0WR; → 7H-8-027999		11.8171-0008.1 990049	ATE
				07/04→; → 7H-A-050000; +PR 2E4		11.8171-0067.1 250153	ATE
				07/04→; +PR 2E3		11.8171-0067.1 250153	ATE
				7H-A-200001→; +PR 2E4		11.8171-0096.1 250155	ATE
<b>Dichtungssatz, Bremssattel</b>							
1.9 TDI	62	01/06→11/09	←	+PR 2E3		11.0441-6008.2 250038	ATE für Kolben-Ø [mm]: 60
1.9 TDI	63	04/03→11/09					
1.9 TDI	75	06/06→11/09	←	→ 7H-A-050000; +PR 2E4		11.0441-6008.2 250038	ATE für Kolben-Ø [mm]: 60
1.9 TDI	77	04/03→11/09					
2.0	85	11/03→08/15					
2.0 BiTDI	132	09/09→08/15					
2.0 BiTDI 4motion	132	09/09→08/15					
2.0 TDI	62	09/09→08/15					
2.0 TDI	75	09/09→08/15					
2.0 TDI	103	09/09→08/15					
2.0 TDI 4motion	103	09/09→08/15					
2.5 TDI	96	04/03→11/09					
2.5 TDI	120	11/03→11/09					
2.5 TDI	128	04/03→11/09					
2.5 TDI 4motion	96	07/04→11/09					
2.5 TDI 4motion	128	07/04→11/09					
3.2 V6	170	02/04→06/04					
3.2 V6	173	02/04→11/09					
3.2 V6 4motion	173	07/04→11/09					
2.0 TDI	84	05/11→08/15	←	+PR 2E3		11.0441-6008.2 250038	ATE für Kolben-Ø [mm]: 60
2.0 TDI	100	05/10→08/15					
2.0 TDI 4motion	100	05/10→08/15					
2.0 TSI	110	07/12→08/15					
2.0 TSI	150	05/11→08/15					
2.0 TSI 4motion	150	07/11→08/15					
3.2 4motion	170	11/03→06/06	←	07/04→; → 7H-A-050000; +PR 2E4		11.0441-6008.2 250038	ATE für Kolben-Ø [mm]: 60
			←	07/04→; +PR 2E3		11.0441-6008.2 250038	ATE für Kolben-Ø [mm]: 60
<b>Bremsschlauch</b>							
1.9 TDI	62	01/06→11/09	←	+PR 0WL,0WN,0WM,0WP / 0WQ	2	24.5140-0514.3 331290	L= 520
1.9 TDI	63	04/03→11/09					
1.9 TDI	75	06/06→11/09	←	+PR 1BA,1BB,1BJ,1BV / 1MG,1MK,1ML, 2MD / 2MF,2MG,2ML	2	24.5140-0514.3 331290	L= 520
1.9 TDI	77	04/03→11/09					
2.0	85	11/03→08/15	←	+PR 0WR	2	83.6113-0552.3 330864	L= 552
2.0 BiTDI	132	09/09→08/15					
2.0 BiTDI 4motion	132	09/09→08/15	←	+PR 1BH,1BX,1MR,2MQ / 2MZ,2MU, 2MT	2	83.6113-0552.3 330864	L= 552
2.0 TDI	62	09/09→08/15					

**VW - MULTIVAN T5 (7HM, 7HN, 7HF, 7EF, 7EM, 7EN) 04/03→08/15**

**Bremsschlauch**

2.0 TDI	75	09/09→08/15	➔	am Bremssattel; für Fahrzeuge mit Bremskraftregler	2	24.5140-0194.3	331383	L= 194
2.0 TDI	100	05/10→08/15						
2.0 TDI	103	09/09→08/15						
2.0 TDI 4motion	100	05/10→08/15		+PR 0E1,0E2,0WL,0WN / 0WM,0WP,0WQ	2	24.5140-0194.3	331383	L= 194
2.0 TDI 4motion	103	09/09→08/15						
2.5 TDI	96	04/03→11/09		☐ / am Bremssattel; +PR 0WR		24.5140-0240.3	330947	L= 240
2.5 TDI	120	11/03→11/09		☐ / am Bremssattel;		24.5140-0240.3	330947	L= 240
2.5 TDI	128	04/03→11/09		für Fahrzeuge ohne Bremskraftregler				
2.5 TDI 4motion	96	07/04→11/09		☐ / am Bremssattel;		24.5140-0241.3	330948	L= 240
2.5 TDI 4motion	128	07/04→11/09		für Fahrzeuge ohne Bremskraftregler				
3.2 V6	170	02/04→06/04		☐ / am Bremssattel; +PR 0WR		24.5140-0241.3	330948	L= 240
3.2 V6	173	02/04→11/09						
3.2 V6 4motion	173	07/04→11/09		für Fahrzeuge mit Bremskraftregler	2	24.5237-0250.3	330880	L= 250
				für Fahrzeuge ohne Bremskraftregler	2	24.5237-0250.3	330880	L= 250
				+PR 0WR	2	24.5237-0250.3	330880	L= 250
2.0 TDI	84	05/11→08/15	←	+PR 1BA,1BB,1BJ,1BV / 1MG,1MK,1ML,2MD / 2MF,2MG,2ML	2	24.5140-0514.3	331290	L= 520
2.0 TSI	110	07/12→08/15						
2.0 TSI	150	05/11→08/15	←	+PR 1BH,1BX,1MR,2MQ / 2MZ,2MU,2MT	2	83.6113-0552.3	330864	L= 552
2.0 TSI 4motion	150	07/11→08/15						
					2	24.5140-0194.3	331383	L= 194
3.2 4motion	170	11/03→06/06	←	07/04→; +PR 0WL,0WN,0WM,0WP / 0WQ	2	24.5140-0514.3	331290	L= 520
			←	07/04→; +PR 1BA,1BB,1BJ,1BV / 1MG,1MK,1ML,2MD / 2MF,2MG,2ML	2	24.5140-0514.3	331290	L= 520
			←	07/04→; +PR 1BH,1BX,1MR,2MQ / 2MZ,2MU,2MT	2	83.6113-0552.3	330864	L= 552
			←	07/04→; +PR 0WR	2	83.6113-0552.3	330864	L= 552
			➔	am Bremssattel; 07/04→; für Fahrzeuge mit Bremskraftregler	2	24.5140-0194.3	331383	L= 194
			➔	07/04→; +PR 0E1,0E2,0WL,0WN / 0WM,0WP,0WQ	2	24.5140-0194.3	331383	L= 194
			➔	☐ / am Bremssattel; 07/04→; +PR 0WR		24.5140-0240.3	330947	L= 240
			➔	☐ / am Bremssattel; 07/04→; für Fahrzeuge ohne Bremskraftregler		24.5140-0240.3	330947	L= 240
			➔	☐ / am Bremssattel; 07/04→; +PR 0WR		24.5140-0241.3	330948	L= 240
			➔	☐ / am Bremssattel; 07/04→; für Fahrzeuge ohne Bremskraftregler		24.5140-0241.3	330948	L= 240
			➔	07/04→; für Fahrzeuge mit Bremskraftregler	2	24.5237-0250.3	330880	L= 250
			➔	07/04→; für Fahrzeuge ohne Bremskraftregler	2	24.5237-0250.3	330880	L= 250
			➔	07/04→; +PR 0WR	2	24.5237-0250.3	330880	L= 250







**VW - MULTIVAN T6 (SGF, SGM, SGN) 04/15→**








**Bremssattel**

2.0 TDI	62	04/15→	←	☐; passend für Felgengröße [Zoll]: 17	2	11.9441-9933.2	220911	ATE Ø 44 - Halter
2.0 TDI	75	04/15→						
2.0 TDI	84	05/16→	←	☐; passend für Felgengröße [Zoll]: 17		11.9441-9934.2	220912	ATE Ø 44 - Halter
2.0 TDI	103	04/15→	←	☐; passend für Felgengröße [Zoll]: 16		24.3601-9947.5	240597	ATE Ø 60 - Halter
2.0 TDI	110	04/15→	←	☐; passend für Felgengröße [Zoll]: 16		24.3601-9948.5	240598	ATE Ø 60 - Halter
2.0 TDI	132	04/15→	←					
2.0 TDI	150	06/15→	➔	☐		24.3414-1711.7	220677	TRW Ø 41 - Halter
2.0 TDI 4motion	103	06/15→						
2.0 TDI 4motion	110	08/15→						
2.0 TDI 4motion	132	06/15→						
2.0 TDI 4motion	150	06/15→						
2.0 TSI	110	04/15→						
2.0 TSI	150	04/15→						
2.0 TSI 4motion	150	06/15→						

**Bremsschlauch**

2.0 TDI	62	04/15→	←	verstärkte Dämpfung; +PR 1BA,1BB,1BC,1BJ / 1BL,1BV,2MD,2MF / 2MG,2MH,2MK,2ML	2	24.5140-0514.3	331290	L= 520
2.0 TDI	75	04/15→						
2.0 TDI	84	05/16→						
2.0 TDI	103	04/15→	←	normale Dämpfung; +PR 1BH,1BX,2MQ,2MR / 2MT,2MU	2	83.6113-0552.3	330864	L= 552
2.0 TDI	110	04/15→						
2.0 TDI	132	04/15→	➔		2	24.5237-0250.3	330880	L= 250
2.0 TDI	150	06/15→						
2.0 TDI 4motion	103	06/15→						
2.0 TDI 4motion	110	08/15→						
2.0 TDI 4motion	132	06/15→						

	kw				! #			
<b>VW - MULTIVAN T6 (SGF, SGM, SGN) 04/15→</b>								
<b>Bremsschlauch</b>								
2.0 TDI 4motion	150	06/15→	←	verstärkte Dämpfung; +PR 1BA,1BB,1BC,1BJ / 1BL,1BV,2MD, 2MF / 2MG,2MH,2MK,2ML	2	24.5140-0514.3	331290	L= 520
2.0 TSI	110	04/15→						
2.0 TSI	150	04/15→	←	normale Dämpfung; +PR 1BH,1BX,2MQ,2MR / 2MT,2MU	2	83.6113-0552.3	330864	L= 552
2.0 TSI 4motion	150	06/15→	→		2	24.5237-0250.3	330880	L= 250
<b>VW - NEW BEETLE (9C1, 1C1) 01/98→09/10</b>								
<b>Bremssattel</b>								
1.4	55	11/01→09/10	←	☐; → 05/10; +PR 1ZP;1ZM		11.9541-9549.2	220575	ATE Ø 54 - Halter
1.9 TDI	74	02/01→09/10	←	☐; → 05/10; +PR 1ZP;1ZM		11.9541-9550.2	220576	ATE Ø 54 - Halter
1.9 TDI	77	07/05→09/10	←	☐; → 05/10; +PR 1ZD;1ZE		24.3541-8523.5	240551	ATE Ø 54 - Halter
			←	☐; → 05/10; +PR 1ZD;1ZE		24.3541-8524.5	240552	ATE Ø 54 - Halter
			→	☐; → 05/10; +PR 1KS,1KV		24.3384-1729.5	240816	TRW Ø 38 - Halter
			→	☐; → 05/10; +PR 1KS,1KV		24.3384-1730.5	240817	TRW Ø 38 - Halter
1.6	74	10/99→09/00	←	☐; 11/99→; +PR 1ZP;1ZM		11.9541-9549.2	220575	ATE Ø 54 - Halter
			←	☐; 11/99→; +PR 1ZP;1ZM		11.9541-9550.2	220576	ATE Ø 54 - Halter
			←	☐; 11/99→; +PR 1ZD;1ZE		24.3541-8523.5	240551	ATE Ø 54 - Halter
			←	☐; 11/99→; +PR 1ZD;1ZE		24.3541-8524.5	240552	ATE Ø 54 - Halter
			→	☐; 11/99→; → 9C-Y-607008; +PR 1KS,1KV		24.3384-1723.7	220523	TRW Ø 38 - Halter
			→	☐; 11/99→; → 9C-Y-607008; +PR 1KS,1KV		24.3384-1724.7	220524	TRW Ø 38 - Halter
			→	☐; 9C-Y-607009→; +PR 1KS,1KV		24.3384-1729.5	240816	TRW Ø 38 - Halter
			→	☐; 9C-Y-607009→; +PR 1KS,1KV		24.3384-1730.5	240817	TRW Ø 38 - Halter
1.6	75	06/00→09/10	←	☐; → 05/10; +PR 1ZP;1ZM		11.9541-9549.2	220575	ATE Ø 54 - Halter
1.8 T	110	10/99→09/10	←	☐; → 05/10; +PR 1ZP;1ZM		11.9541-9550.2	220576	ATE Ø 54 - Halter
2.0	85	01/98→09/10	←	☐; → 05/10; +PR 1ZD;1ZE		24.3541-8523.5	240551	ATE Ø 54 - Halter
			←	☐; → 05/10; +PR 1ZD;1ZE		24.3541-8524.5	240552	ATE Ø 54 - Halter
			→	☐; → 9C-Y-607008; +PR 1KS,1KV		24.3384-1723.7	220523	TRW Ø 38 - Halter
			→	☐; → 9C-Y-607008; +PR 1KS,1KV		24.3384-1724.7	220524	TRW Ø 38 - Halter
			→	☐; 9C-Y-607009→; → 05/10; +PR 1KS,1KV		24.3384-1729.5	240816	TRW Ø 38 - Halter
			→	☐; 9C-Y-607009→; → 05/10; +PR 1KS,1KV		24.3384-1730.5	240817	TRW Ø 38 - Halter
1.8 T	132	11/01→06/05	←	☐; +PR 1ZP;1ZM		11.9541-9549.2	220575	ATE Ø 54 - Halter
			←	☐; +PR 1ZP;1ZM		11.9541-9550.2	220576	ATE Ø 54 - Halter
			←	☐; +PR 1ZD;1ZE		24.3541-8523.5	240551	ATE Ø 54 - Halter
			←	☐; +PR 1ZD;1ZE		24.3541-8524.5	240552	ATE Ø 54 - Halter
			→	☐; +PR 1KS,1KV		24.3384-1729.5	240816	TRW Ø 38 - Halter
			→	☐; +PR 1KS,1KV		24.3384-1730.5	240817	TRW Ø 38 - Halter
			→	☐; +PR 1KY		24.3384-1745.7	220609	TRW Ø 38 - Halter
1.9 TDI	66	01/98→06/04	←	☐; → 02/01; +PR 1ZP;1ZM		11.9541-9549.2	220575	ATE Ø 54 - Halter
			←	☐; → 02/01; +PR 1ZP;1ZM		11.9541-9550.2	220576	ATE Ø 54 - Halter
			←	☐; → 02/01; +PR 1ZD;1ZE		24.3541-8523.5	240551	ATE Ø 54 - Halter
			←	☐; → 02/01; +PR 1ZD;1ZE		24.3541-8524.5	240552	ATE Ø 54 - Halter
			→	☐; → 9C-Y-607008; +PR 1KS,1KV		24.3384-1723.7	220523	TRW Ø 38 - Halter
			→	☐; → 9C-Y-607008; +PR 1KS,1KV		24.3384-1724.7	220524	TRW Ø 38 - Halter
			→	☐; 9C-Y-607009→; → 02/01; +PR 1KS,1KV		24.3384-1729.5	240816	TRW Ø 38 - Halter
			→	☐; 9C-Y-607009→; → 02/01; +PR 1KS,1KV		24.3384-1730.5	240817	TRW Ø 38 - Halter
2.3 V5	125	10/00→09/10	←	☐; → 12/05		11.9541-9595.2	220501	ATE Ø 54 - Halter
			←	☐; → 12/05		11.9541-9596.2	220502	ATE Ø 54 - Halter
			→	☐; → 05/05; +PR 1KS,1KV		24.3384-1729.5	240816	TRW Ø 38 - Halter
			→	☐; → 05/05; +PR 1KS,1KV		24.3384-1730.5	240817	TRW Ø 38 - Halter
			→	☐; → 05/05; +PR 1KY		24.3384-1745.7	220609	TRW Ø 38 - Halter
RSI 3.2 4motion (1C9)	165	04/00→05/01	←	☐		11.9541-9595.2	220501	ATE Ø 54 - Halter

	kw					! #		
<b>VW - NEW BEETLE (9C1, 1C1) 01/98—09/10</b>								
<b>Bremssattel</b>								
RSI 3.2 4motion (1C9)	165	04/00→05/01	←	☐		11.9541-9596.2	220502	ATE Ø 54 - Halter
			→	☐		24.3384-1745.7	220609	TRW Ø 38 - Halter
<b>Halter, Bremssattel</b>								
1.4	55	11/01→09/10	←		→ 05/10; +PR 1ZD;1ZE	2	11.8170-0306.1	260102 ATE
1.6	75	06/00→09/10						
1.8 T	110	10/99→09/10						
1.9 TDI	74	02/01→09/10						
1.9 TDI	77	07/05→09/10						
2.0	85	01/98→09/10						
1.6	74	10/99→09/00	←		11/99→; +PR 1ZD;1ZE	2	11.8170-0306.1	260102 ATE
1.8 T	132	11/01→06/05	←		+PR 1ZD;1ZE	2	11.8170-0306.1	260102 ATE
1.9 TDI	66	01/98→06/04	←		→ 02/01; +PR 1ZD;1ZE	2	11.8170-0306.1	260102 ATE
2.3 V5	125	10/00→09/10	←		→ 12/05	2	11.0230-0451.1	260130 ATE
RSI 3.2 4motion (1C9)	165	04/00→05/01	←			2	11.0230-0451.1	260130 ATE
<b>Feder, Bremssattel</b>								
1.4	55	11/01→09/10			→ 05/10; +PR 1ZD;1ZE	2	11.8116-0143.1	390513 ATE
1.6	75	06/00→09/10						
1.8 T	110	10/99→09/10						
1.9 TDI	74	02/01→09/10						
1.9 TDI	77	07/05→09/10						
2.0	85	01/98→09/10						
1.6	74	10/99→09/00			11/99→; +PR 1ZD;1ZE	2	11.8116-0143.1	390513 ATE
1.8 T	132	11/01→06/05			+PR 1ZD;1ZE	2	11.8116-0143.1	390513 ATE
1.9 TDI	66	01/98→06/04			→ 02/01; +PR 1ZD;1ZE	2	11.8116-0143.1	390513 ATE
2.3 V5	125	10/00→09/10	←		→ 12/05	2	11.8116-0143.1	390513 ATE
RSI 3.2 4motion (1C9)	165	04/00→05/01	←			2	11.8116-0143.1	390513 ATE
<b>Führungshülzensatz, Bremssattel</b>								
1.4	55	11/01→09/10	←		→ 05/10; +PR 1ZD;1ZE		11.0101-5409.2	260035 ATE
1.6	75	06/00→09/10						
1.8 T	110	10/99→09/10	←		→ 05/10; +PR 1ZP;1ZM		11.0101-5409.2	260035 ATE
1.9 TDI	74	02/01→09/10						
1.9 TDI	77	07/05→09/10						
2.0	85	01/98→09/10						
1.6	74	10/99→09/00	←		11/99→; +PR 1ZD;1ZE		11.0101-5409.2	260035 ATE
			←		11/99→; +PR 1ZP;1ZM		11.0101-5409.2	260035 ATE
1.8 T	132	11/01→06/05	←		+PR 1ZD;1ZE		11.0101-5409.2	260035 ATE
			←		+PR 1ZP;1ZM		11.0101-5409.2	260035 ATE
1.9 TDI	66	01/98→06/04	←		→ 02/01; +PR 1ZD;1ZE		11.0101-5409.2	260035 ATE
			←		→ 02/01; +PR 1ZP;1ZM		11.0101-5409.2	260035 ATE
2.3 V5	125	10/00→09/10	←		→ 12/05		11.0101-5409.2	260035 ATE
RSI 3.2 4motion (1C9)	165	04/00→05/01	←				11.0101-5409.2	260035 ATE
<b>Führungsbolzen, Bremssattel</b>								
1.4	55	11/01→09/10			→ 05/10; +PR 1ZD;1ZE		11.8171-0008.1	990049 ATE
1.6	75	06/00→09/10						
1.8 T	110	10/99→09/10			→ 05/10; +PR 1ZP;1ZM		11.8171-0069.1	250152 ATE
1.9 TDI	74	02/01→09/10						
1.9 TDI	77	07/05→09/10						
2.0	85	01/98→09/10						
1.6	74	10/99→09/00			11/99→; +PR 1ZD;1ZE		11.8171-0008.1	990049 ATE
					11/99→; +PR 1ZP;1ZM		11.8171-0069.1	250152 ATE
1.8 T	132	11/01→06/05			+PR 1ZD;1ZE		11.8171-0008.1	990049 ATE
					+PR 1ZP;1ZM		11.8171-0069.1	250152 ATE
1.9 TDI	66	01/98→06/04			→ 02/01; +PR 1ZD;1ZE		11.8171-0008.1	990049 ATE
					→ 02/01; +PR 1ZP;1ZM		11.8171-0069.1	250152 ATE
2.3 V5	125	10/00→09/10			→ 12/05		11.8171-0008.1	990049 ATE
RSI 3.2 4motion (1C9)	165	04/00→05/01					11.8171-0008.1	990049 ATE
<b>Dichtungssatz, Bremssattel</b>								
1.4	55	11/01→09/10			→ 05/10; +PR 1ZD;1ZE		11.0441-5409.2	250031 ATE
1.6	75	06/00→09/10						
1.8 T	110	10/99→09/10						
1.9 TDI	74	02/01→09/10						
1.9 TDI	77	07/05→09/10						
↓								



**VW - NEW BEETLE (9C1, 1C1) 01/98→09/10**

**Dichtungssatz, Bremssattel**

2.0	85	01/98→09/10		→ 05/10; +PR 1ZD;1ZE		11.0441-5409.2	250031	ATE
1.6	74	10/99→09/00		11/99→; +PR 1ZD;1ZE		11.0441-5409.2	250031	ATE
1.8 T	132	11/01→06/05		+PR 1ZD;1ZE		11.0441-5409.2	250031	ATE
1.9 TDI	66	01/98→06/04		→ 02/01; +PR 1ZD;1ZE		11.0441-5409.2	250031	ATE
2.3 V5	125	10/00→09/10		→ 12/05		11.0441-5409.2	250031	ATE
RSI 3.2 4motion (1C9)	165	04/00→05/01				11.0441-5409.2	250031	ATE

**Bremsschlauch**










1.4	55	11/01→09/10	←	→ 05/10	2	24.5143-0439.3	331411	L= 439
1.6	75	06/00→09/10	→	□ / am Bremssattel; → 05/10		24.1253-0010.3	331066	L= 233 mit Rohrleitung
1.8 T	110	10/99→09/10	→	□ / am Bremssattel; → 05/10		24.1253-0020.3	331067	L= 233 mit Rohrleitung
1.9 TDI	74	02/01→09/10	→	□ / am Bremssattel; → 05/10		24.1253-0020.3	331067	L= 233 mit Rohrleitung
1.9 TDI	77	07/05→09/10	→	□ / am Bremssattel; → 05/10		24.1253-0020.3	331067	L= 233 mit Rohrleitung
2.0	85	01/98→09/10	→	→ 05/10	2	83.7858-0140.3	330837	L= 140
1.6	74	10/99→09/00	←	11/99→	2	24.5143-0439.3	331411	L= 439
			→	□ / am Bremssattel; 11/99→		24.1253-0010.3	331066	L= 233 mit Rohrleitung
			→	□ / am Bremssattel; 11/99→		24.1253-0020.3	331067	L= 233 mit Rohrleitung
			→	11/99→	2	83.7858-0140.3	330837	L= 140
1.8 T	132	11/01→06/05	←		2	24.5143-0439.3	331411	L= 439
RSI 3.2 4motion (1C9)	165	04/00→05/01	→	□ / am Bremssattel		24.1253-0010.3	331066	L= 233 mit Rohrleitung
			→	□ / am Bremssattel		24.1253-0020.3	331067	L= 233 mit Rohrleitung
			→		2	83.7858-0140.3	330837	L= 140
1.9 TDI	66	01/98→06/04	←	→ 02/01	2	24.5143-0439.3	331411	L= 439
			→	□ / am Bremssattel		24.1253-0010.3	331066	L= 233 mit Rohrleitung
			→	□ / am Bremssattel		24.1253-0020.3	331067	L= 233 mit Rohrleitung
			→		2	83.7858-0140.3	330837	L= 140
2.3 V5	125	10/00→09/10	←	→ 05/05	2	24.5143-0439.3	331411	L= 439
			→	□ / am Bremssattel; → 05/10		24.1253-0010.3	331066	L= 233 mit Rohrleitung
			→	□ / am Bremssattel; → 05/10		24.1253-0020.3	331067	L= 233 mit Rohrleitung
			→	→ 05/10	2	83.7858-0140.3	330837	L= 140










**VW - NEW BEETLE Cabriolet (1Y7) 09/02→10/10**









**Bremssattel**








1.4	55	01/03→09/10	←	□; → 05/10; +PR 1ZP;1ZM		11.9541-9549.2	220575	ATE Ø 54 - Halter
1.6	75	01/03→09/10	←	□; → 05/10; +PR 1ZP;1ZM		11.9541-9550.2	220576	ATE Ø 54 - Halter
1.9 TDI	77	07/05→09/10	←	□; → 05/10; +PR 1ZD;1ZE		24.3541-8523.5	240551	ATE Ø 54 - Halter
			←	□; → 05/10; +PR 1ZD;1ZE		24.3541-8524.5	240552	ATE Ø 54 - Halter
			→	□; → 05/10; +PR 1KS,1KV		24.3384-1729.5	240816	TRW Ø 38 - Halter
			→	□; → 05/10; +PR 1KS,1KV		24.3384-1730.5	240817	TRW Ø 38 - Halter
1.8 T	110	01/03→09/10	←	□; 12/03→ 05/10; +PR 1ZP;1ZM		11.9541-9549.2	220575	ATE Ø 54 - Halter
			←	□; 12/03→ 05/10; +PR 1ZP;1ZM		11.9541-9550.2	220576	ATE Ø 54 - Halter
			←	□; 12/03→ 05/10; +PR 1ZD;1ZE		24.3541-8523.5	240551	ATE Ø 54 - Halter
			←	□; 12/03→ 05/10; +PR 1ZD;1ZE		24.3541-8524.5	240552	ATE Ø 54 - Halter
			→	□; 12/03→ 05/10; +PR 1KS,1KV		24.3384-1729.5	240816	TRW Ø 38 - Halter
			→	□; 12/03→ 05/10; +PR 1KS,1KV		24.3384-1730.5	240817	TRW Ø 38 - Halter
1.9 TDI	74	06/03→09/10	←	□; 07/03→ 05/10; +PR 1ZP;1ZM		11.9541-9549.2	220575	ATE Ø 54 - Halter
			←	□; 07/03→ 05/10; +PR 1ZP;1ZM		11.9541-9550.2	220576	ATE Ø 54 - Halter
			←	□; 07/03→ 05/10; +PR 1ZD;1ZE		24.3541-8523.5	240551	ATE Ø 54 - Halter
			←	□; 07/03→ 05/10; +PR 1ZD;1ZE		24.3541-8524.5	240552	ATE Ø 54 - Halter
			→	□; 07/03→ 05/10; +PR 1KS,1KV		24.3384-1729.5	240816	TRW Ø 38 - Halter
			→	□; 07/03→ 05/10; +PR 1KS,1KV		24.3384-1730.5	240817	TRW Ø 38 - Halter
2.0	85	09/02→10/10	←	□; 01/03→ 05/10; +PR 1ZP;1ZM		11.9541-9549.2	220575	ATE Ø 54 - Halter
			←	□; 01/03→ 05/10; +PR 1ZP;1ZM		11.9541-9550.2	220576	ATE Ø 54 - Halter
			←	□; 01/03→ 05/10; +PR 1ZD;1ZE		24.3541-8523.5	240551	ATE Ø 54 - Halter
			←	□; 01/03→ 05/10; +PR 1ZD;1ZE		24.3541-8524.5	240552	ATE Ø 54 - Halter
			→	□; 01/03→ 05/10; +PR 1KS,1KV		24.3384-1729.5	240816	TRW Ø 38 - Halter








↓

	kw					! #		
<b>VW - NEW BEETLE Cabriolet (1Y7) 09/02→10/10</b>								
<b> Bremssattel</b>								
2.0	85	09/02→10/10	➔	☐; 01/03→05/10; +PR 1KS,1KV		24.3384-1730.5	240817	TRW Ø 38 - Halter
<b>Halter, Bremssattel</b>								
1.4	55	01/03→09/10	←	→ 05/10; +PR 1ZD;1ZE	2	11.8170-0306.1	260102	ATE
1.6	75	01/03→09/10						
1.9 TDI	77	07/05→09/10						
1.8 T	110	01/03→09/10	←	12/03→05/10; +PR 1ZD;1ZE	2	11.8170-0306.1	260102	ATE
1.9 TDI	74	06/03→09/10	←	07/03→05/10; +PR 1ZD;1ZE	2	11.8170-0306.1	260102	ATE
2.0	85	09/02→10/10	←	01/03→05/10; +PR 1ZD;1ZE	2	11.8170-0306.1	260102	ATE
<b>Feder, Bremssattel</b>								
1.4	55	01/03→09/10		→ 05/10; +PR 1ZD;1ZE	2	11.8116-0143.1	390513	ATE
1.6	75	01/03→09/10						
1.9 TDI	77	07/05→09/10						
1.8 T	110	01/03→09/10		12/03→05/10; +PR 1ZD;1ZE	2	11.8116-0143.1	390513	ATE
1.9 TDI	74	06/03→09/10		07/03→05/10; +PR 1ZD;1ZE	2	11.8116-0143.1	390513	ATE
2.0	85	09/02→10/10		01/03→05/10; +PR 1ZD;1ZE	2	11.8116-0143.1	390513	ATE
<b>Führungshülzensatz, Bremssattel</b>								
1.4	55	01/03→09/10	←	→ 05/10; +PR 1ZD;1ZE		11.0101-5409.2	260035	ATE
1.6	75	01/03→09/10						
1.9 TDI	77	07/05→09/10	←	→ 05/10; +PR 1ZP;1ZM		11.0101-5409.2	260035	ATE
1.8 T	110	01/03→09/10	←	12/03→05/10; +PR 1ZP;1ZM		11.0101-5409.2	260035	ATE
			←	12/03→05/10; +PR 1ZD;1ZE		11.0101-5409.2	260035	ATE
1.9 TDI	74	06/03→09/10	←	07/03→05/10; +PR 1ZP;1ZM		11.0101-5409.2	260035	ATE
			←	07/03→05/10; +PR 1ZD;1ZE		11.0101-5409.2	260035	ATE
2.0	85	09/02→10/10	←	01/03→05/10; +PR 1ZP;1ZM		11.0101-5409.2	260035	ATE
			←	01/03→05/10; +PR 1ZD;1ZE		11.0101-5409.2	260035	ATE
<b>Führungsbolzen, Bremssattel</b>								
1.4	55	01/03→09/10		→ 05/10; +PR 1ZD;1ZE		11.8171-0008.1	990049	ATE
1.6	75	01/03→09/10						
1.9 TDI	77	07/05→09/10		→ 05/10; +PR 1ZP;1ZM		11.8171-0069.1	250152	ATE
1.8 T	110	01/03→09/10		12/03→05/10; +PR 1ZD;1ZE		11.8171-0008.1	990049	ATE
				12/03→05/10; +PR 1ZP;1ZM		11.8171-0069.1	250152	ATE
1.9 TDI	74	06/03→09/10		07/03→05/10; +PR 1ZD;1ZE		11.8171-0008.1	990049	ATE
				07/03→05/10; +PR 1ZP;1ZM		11.8171-0069.1	250152	ATE
2.0	85	09/02→10/10		01/03→05/10; +PR 1ZD;1ZE		11.8171-0008.1	990049	ATE
				01/03→05/10; +PR 1ZP;1ZM		11.8171-0069.1	250152	ATE
<b>Dichtungssatz, Bremssattel</b>								
1.4	55	01/03→09/10		→ 05/10; +PR 1ZD;1ZE		11.0441-5409.2	250031	ATE
1.6	75	01/03→09/10						
1.9 TDI	77	07/05→09/10						
1.8 T	110	01/03→09/10		12/03→05/10; +PR 1ZD;1ZE		11.0441-5409.2	250031	ATE
1.9 TDI	74	06/03→09/10		07/03→05/10; +PR 1ZD;1ZE		11.0441-5409.2	250031	ATE
2.0	85	09/02→10/10		01/03→05/10; +PR 1ZD;1ZE		11.0441-5409.2	250031	ATE
<b> Bremsschlauch</b>								
1.4	55	01/03→09/10	←	→ 05/10	2	24.5143-0439.3	331411	L= 439
1.6	75	01/03→09/10						
1.9 TDI	77	07/05→09/10	➔	☐ / am Bremssattel; → 05/10		24.1253-0010.3	331066	L= 233 mit Rohrleitung
			➔	☐ / am Bremssattel; → 05/10		24.1253-0020.3	331067	L= 233 mit Rohrleitung
			➔	→ 05/10	2	83.7858-0140.3	330837	L= 140
1.8 T	110	01/03→09/10	←	12/03→05/10	2	24.5143-0439.3	331411	L= 439
			➔	☐ / am Bremssattel; 12/03→05/10		24.1253-0010.3	331066	L= 233 mit Rohrleitung
			➔	☐ / am Bremssattel; 12/03→05/10		24.1253-0020.3	331067	L= 233 mit Rohrleitung
			➔	12/03→05/10	2	83.7858-0140.3	330837	L= 140
1.9 TDI	74	06/03→09/10	←	07/03→05/10	2	24.5143-0439.3	331411	L= 439
			➔	☐ / am Bremssattel; 07/03→05/10		24.1253-0010.3	331066	L= 233 mit Rohrleitung
			➔	☐ / am Bremssattel; 07/03→05/10		24.1253-0020.3	331067	L= 233 mit Rohrleitung
			➔	07/03→05/10	2	83.7858-0140.3	330837	L= 140
2.0	85	09/02→10/10	←	01/03→05/10	2	24.5143-0439.3	331411	L= 439
↓								









	kw			 	! #		
<b>VW - NEW BEETLE Cabriolet (1Y7) 09/02→10/10</b>							
 <b>Bremsschlauch</b>							
2.0	85	09/02→10/10	➡	☐ / am Bremssattel; 01/03→ 05/10	24.1253-0010.3	331066	L= 233 mit Rohrleitung
			➡	☐ / am Bremssattel; 01/03→ 05/10	24.1253-0020.3	331067	L= 233 mit Rohrleitung
			➡	01/03→ 05/10	2	83.7858-0140.3	330837
<b>VW - PASSAT (3A2, 35I) 02/88→12/97</b>							
 <b>Bremssattel</b>							
1.6	74	10/94→08/96	←	☐	24.3541-1609.5	240039	TRW Ø 54 - Halter
			←	☐	24.3541-1610.5	240040	TRW Ø 54 - Halter
1.8 1.9 TD	55 55	08/90→08/96 03/91→08/96	←	☐; 10/93→	24.3541-1609.5	240039	TRW Ø 54 - Halter
			←	☐; → 10/93	24.3541-1609.5	240039	TRW Ø 54 - Halter
			←	☐; → 10/93	24.3541-1610.5	240040	TRW Ø 54 - Halter
			←	☐; 10/93→	24.3541-1610.5	240040	TRW Ø 54 - Halter
1.8	66	02/88→08/96	←	☐; 10/93→	24.3541-1609.5	240039	TRW Ø 54 - Halter
			←	☐; 04/88→ 10/93	24.3541-1609.5	240039	TRW Ø 54 - Halter
			←	☐; 10/93→	24.3541-1610.5	240040	TRW Ø 54 - Halter
			←	☐; 04/88→ 10/93	24.3541-1610.5	240040	TRW Ø 54 - Halter
1.8 G60 Syncro	118	08/88→08/96	←	☐; → 10/93	24.3541-1731.5	240061	TRW Ø 54 - Halter
			←	☐; → 10/93	24.3541-1732.5	240062	TRW Ø 54 - Halter
			➡	☐; → 31-P-080000	24.3384-1603.5	240015	TRW Ø 38 - Halter
			➡	☐; → 31-P-080000	24.3384-1604.5	240016	TRW Ø 38 - Halter
			➡	☐; 31-P-080001→; → 10/93	24.3384-1707.5	240171	TRW Ø 38 - Halter
			➡	☐; 31-P-080001→; → 10/93	24.3384-1708.5	240172	TRW Ø 38 - Halter
1.9 TDI	66	10/93→08/96	←	☐	24.3541-1609.5	240039	TRW Ø 54 - Halter
			←	☐	24.3541-1610.5	240040	TRW Ø 54 - Halter
			➡	☐; 3A-T-000001→	24.3384-1707.5	240171	TRW Ø 38 - Halter
			➡	☐; 3A-T-000001→	24.3384-1708.5	240172	TRW Ø 38 - Halter
1.9 TDI	81	03/96→08/96	←	☐	24.3541-1731.5	240061	TRW Ø 54 - Halter
			←	☐	24.3541-1732.5	240062	TRW Ø 54 - Halter
			➡	☐	24.3384-1707.5	240171	TRW Ø 38 - Halter
			➡	☐	24.3384-1708.5	240172	TRW Ø 38 - Halter
2.0	79	03/95→08/96	←	☐	24.3541-1609.5	240039	TRW Ø 54 - Halter
			←	☐	24.3541-1610.5	240040	TRW Ø 54 - Halter
			➡	☐	24.3384-1707.5	240171	TRW Ø 38 - Halter
			➡	☐	24.3384-1708.5	240172	TRW Ø 38 - Halter
2.0	85	02/90→08/96	←	☐; 10/93→	24.3541-1609.5	240039	TRW Ø 54 - Halter
			←	☐; 03/90→ 10/93	24.3541-1609.5	240039	TRW Ø 54 - Halter
			←	☐; 03/90→ 10/93	24.3541-1610.5	240040	TRW Ø 54 - Halter
			←	☐; 10/93→	24.3541-1610.5	240040	TRW Ø 54 - Halter
			➡	☐; 03/90→; → 31-PE080000	24.3384-1603.5	240015	TRW Ø 38 - Halter
			➡	☐; 03/90→; → 31-PB080000	24.3384-1603.5	240015	TRW Ø 38 - Halter
			➡	☐; 03/90→; → 31-PB080000	24.3384-1604.5	240016	TRW Ø 38 - Halter
			➡	☐; 03/90→; → 31-PE080000	24.3384-1604.5	240016	TRW Ø 38 - Halter
			➡	☐; 31-PE080001→; → 10/93	24.3384-1707.5	240171	TRW Ø 38 - Halter
			➡	☐; 31-PB080001→; → 10/93	24.3384-1707.5	240171	TRW Ø 38 - Halter
			➡	☐; 10/93→	24.3384-1707.5	240171	TRW Ø 38 - Halter
			➡	☐; 31-PE080001→; → 10/93	24.3384-1708.5	240172	TRW Ø 38 - Halter
			➡	☐; 31-PB080001→; → 10/93	24.3384-1708.5	240172	TRW Ø 38 - Halter
			➡	☐; 10/93→	24.3384-1708.5	240172	TRW Ø 38 - Halter
2.0 16V	110	01/94→08/96	←	☐	24.3541-8523.5	240551	ATE Ø 54 - Halter
			←	☐	24.3541-8524.5	240552	ATE Ø 54 - Halter
			➡	☐	24.3384-1707.5	240171	TRW Ø 38 - Halter
			➡	☐	24.3384-1708.5	240172	TRW Ø 38 - Halter
2.0 Syncro ↓	85	10/90→08/96	←	☐; → 10/93	24.3541-1609.5	240039	TRW Ø 54 - Halter

	kw			 	! #			
<b>VW - PASSAT (3A2, 35I) 02/88→12/97</b>								
<b> Bremssattel</b>								
2.0 Syncro	85	10/90→08/96	←	☐; 01/94→		24.3541-1609.5	240039	TRW Ø 54 - Halter
			←	☐; → 10/93		24.3541-1610.5	240040	TRW Ø 54 - Halter
			←	☐; 01/94→		24.3541-1610.5	240040	TRW Ø 54 - Halter
			→	☐; → 31-P-080000		24.3384-1603.5	240015	TRW Ø 38 - Halter
			→	☐; → 31-P-080000		24.3384-1604.5	240016	TRW Ø 38 - Halter
			→	☐; 31-P-080001→; → 10/93		24.3384-1707.5	240171	TRW Ø 38 - Halter
			→	☐; 01/94→		24.3384-1707.5	240171	TRW Ø 38 - Halter
			→	☐; 31-P-080001→; → 10/93		24.3384-1708.5	240172	TRW Ø 38 - Halter
			→	☐; 01/94→		24.3384-1708.5	240172	TRW Ø 38 - Halter
2.8 VR6	128	06/91→08/96	←	☐; → 10/93		24.3541-1731.5	240061	TRW Ø 54 - Halter
			←	☐; → 10/93		24.3541-1732.5	240062	TRW Ø 54 - Halter
			←	☐; 10/93→		24.3541-8523.5	240551	ATE Ø 54 - Halter
			←	☐; 10/93→		24.3541-8524.5	240552	ATE Ø 54 - Halter
			→	☐; → 31-PE080000		24.3384-1603.5	240015	TRW Ø 38 - Halter
			→	☐; → 31-PB080000		24.3384-1603.5	240015	TRW Ø 38 - Halter
			→	☐; → 31-PB080000		24.3384-1604.5	240016	TRW Ø 38 - Halter
			→	☐; → 31-PE080000		24.3384-1604.5	240016	TRW Ø 38 - Halter
			→	☐; 31-PB080001→; → 10/93		24.3384-1707.5	240171	TRW Ø 38 - Halter
			→	☐; 31-PE080001→; → 10/93		24.3384-1707.5	240171	TRW Ø 38 - Halter
			→	☐; 10/93→		24.3384-1707.5	240171	TRW Ø 38 - Halter
			→	☐; 31-PB080001→; → 10/93		24.3384-1708.5	240172	TRW Ø 38 - Halter
			→	☐; 10/93→		24.3384-1708.5	240172	TRW Ø 38 - Halter
			→	☐; 31-PE080001→; → 10/93		24.3384-1708.5	240172	TRW Ø 38 - Halter
<b>Halter, Bremssattel</b>								
2.0 16V	110	01/94→08/96	←		2	11.8170-0306.1	260102	ATE
2.8 VR6	128	06/91→08/96	←	10/93→	2	11.8170-0306.1	260102	ATE
<b>Feder, Bremssattel</b>								
2.0 16V	110	01/94→08/96	←		2	11.8116-0143.1	390513	ATE
2.8 VR6	128	06/91→08/96	←	10/93→	2	11.8116-0143.1	390513	ATE
<b>Führungshülzensatz, Bremssattel</b>								
1.6	74	10/94→08/96	←			11.0101-5403.2	260010	TRW
1.8 1.9 TD	55	08/90→08/96	←	→ 10/93		11.0101-5403.2	260010	TRW
	55	03/91→08/96	←	10/93→		11.0101-5403.2	260010	TRW
1.8	66	02/88→08/96	←	10/93→		11.0101-5403.2	260010	TRW
			←	04/88→ 10/93		11.0101-5403.2	260010	TRW
1.8 G60 Syncro	118	08/88→08/96	→	31-P-080001→; → 10/93		11.0101-5403.2	260010	TRW
1.9 TDI	66	10/93→08/96	←			11.0101-5403.2	260010	TRW
			→	3A-T-000001→		11.0101-5403.2	260010	TRW
1.9 TDI	81	03/96→08/96	→			11.0101-5403.2	260010	TRW
2.0	79	03/95→08/96	←			11.0101-5403.2	260010	TRW
			→			11.0101-5403.2	260010	TRW
2.0	85	02/90→08/96	←	03/90→ 10/93		11.0101-5403.2	260010	TRW
			←	10/93→		11.0101-5403.2	260010	TRW
			→	31-PE080001→; → 10/93		11.0101-5403.2	260010	TRW
			→	31-PB080001→; → 10/93		11.0101-5403.2	260010	TRW
			→	10/93→		11.0101-5403.2	260010	TRW
2.0 16V	110	01/94→08/96	←			11.0101-5409.2	260035	ATE
			→			11.0101-5403.2	260010	TRW
2.0 Syncro	85	10/90→08/96	←	01/94→		11.0101-5403.2	260010	TRW
			←	→ 10/93		11.0101-5403.2	260010	TRW
			→	01/94→		11.0101-5403.2	260010	TRW
↓								








	kw					! #				
<b>VW - PASSAT (3A2, 35I) 02/88→12/97</b>										
<b>Führungshülzensatz, Bremssattel</b>										
2.0 Syncro	85	10/90→08/96	➔	31-P-080001→; → 10/93			11.0101-5403.2 260010	TRW		
2.8 VR6	128	06/91→08/96	➔	10/93→			11.0101-5409.2 260035	ATE		
			➔	10/93→			11.0101-5403.2 260010	TRW		
			➔	31-PB080001→; → 10/93			11.0101-5403.2 260010	TRW		
			➔	31-PE080001→; → 10/93			11.0101-5403.2 260010	TRW		
<b>Führungsbolzen, Bremssattel</b>										
2.0 16V	110	01/94→08/96	➔				11.8171-0008.1 990049	ATE		
2.8 VR6	128	06/91→08/96	➔	10/93→			11.8171-0008.1 990049	ATE		
<b>Dichtungssatz, Bremssattel</b>										
2.0 16V	110	01/94→08/96	➔				11.0441-5409.2 250031	ATE		
2.8 VR6	128	06/91→08/96	➔	10/93→			11.0441-5409.2 250031	ATE		
<b>Zubehörsatz, Bremssattel</b>										
1.6	74	10/94→08/96	➔				24.0101-4301.2 260047	TRW		
1.9 TDI	66	10/93→08/96	➔							
2.0	79	03/95→08/96	➔							
1.8	55	08/90→08/96	➔	→ 10/93			24.0101-4301.2 260047	TRW		
			➔	03/91→08/96						
1.9 TD	55	03/91→08/96	➔	10/93→			24.0101-4301.2 260047	TRW		
			➔							
1.8	66	02/88→08/96	➔	10/93→			24.0101-4301.2 260047	TRW		
			➔	04/88→ 10/93			24.0101-4301.2 260047	TRW		
1.8 G60 Syncro	118	08/88→08/96	➔	→ 31-P-080000			24.0101-3601.2 260044	TRW		
			➔	31-P-080001→; → 10/93			24.0101-3601.2 260044	TRW		
2.0	85	02/90→08/96	➔	03/90→ 10/93			24.0101-4301.2 260047	TRW		
			➔	10/93→			24.0101-4301.2 260047	TRW		
			➔	03/90→; → 31-PE080000			24.0101-3601.2 260044	TRW		
			➔	31-PB080001→; → 10/93			24.0101-3601.2 260044	TRW		
			➔	03/90→; → 31-PB080000			24.0101-3601.2 260044	TRW		
2.0 Syncro	85	10/90→08/96	➔	31-PE080001→; → 10/93			24.0101-3601.2 260044	TRW		
			➔	01/94→			24.0101-4301.2 260047	TRW		
			➔	→ 10/93			24.0101-4301.2 260047	TRW		
2.8 VR6	128	06/91→08/96	➔	→ 31-P-080000			24.0101-3601.2 260044	TRW		
			➔	31-P-080001→; → 10/93			24.0101-3601.2 260044	TRW		
			➔	31-PE080000			24.0101-3601.2 260044	TRW		
			➔	31-PB080000			24.0101-3601.2 260044	TRW		
2.8 VR6	128	06/91→08/96	➔	→ 31-PE080000			24.0101-3601.2 260044	TRW		
			➔	→ 31-PB080000			24.0101-3601.2 260044	TRW		
			➔	31-PE080001→; → 10/93			24.0101-3601.2 260044	TRW		
			➔	31-PB080001→; → 10/93			24.0101-3601.2 260044	TRW		
<b>Bremsschlauch</b>										
1.6	74	10/94→08/96	➔		2	24.5237-0333.3 331425	L= 333			
			➔		2	24.5201-0164.3 331414	L= 164			
1.8	55	08/90→08/96	➔	10/93→	2	24.5237-0333.3 331425	L= 333			
			1.9 TD	55	03/91→08/96	➔	→ 10/93	2	24.5237-0333.3 331425	L= 333
						➔	10/93→	2	24.5201-0164.3 331414	L= 164
						➔	→ 10/93	2	24.5204-0180.3 331461	L= 180
1.8	66	02/88→08/96	➔	04/88→ 10/93	2	24.5204-0180.3 330812	L= 180			
			➔	10/93→	2	24.5237-0333.3 331425	L= 333			
			➔	10/93→	2	24.5201-0164.3 331414	L= 164			
			➔	04/88→ 10/93	2	24.5204-0180.3 331461	L= 180			
1.8 G60 Syncro	118	08/88→08/96	➔	→ 10/93	2	83.7824-0180.3 330812	L= 180			
			➔	am Bremssattel; → 10/93	2	24.5237-0333.3 331425	L= 333			
			➔	→ 10/93	2	24.5170-0161.3 331308	L= 161			
1.9 TDI	66	10/93→08/96	➔		2	24.5201-0164.3 331414	L= 164			
↓					2	24.5237-0333.3 331425	L= 333			

	kw			 	! #		
<b>VW - PASSAT (3A2, 35I) 02/88→12/97</b>							
<b>Bremsschlauch</b>							
1.9 TDI	66	10/93→08/96	➔	am Bremssattel; 3A-T-000001→	2	24.5170-0161.3 331308	L= 161
			➔	3A-T-000001→	2	24.5201-0164.3 331414	L= 164
			➔	→ 3A-S-300000	2	24.5201-0164.3 331414	L= 164
1.9 TDI 2.0	81 79	03/96→08/96 03/95→08/96	←		2	24.5237-0333.3 331425	L= 333
			➔	am Bremssattel	2	24.5170-0161.3 331308	L= 161
			➔		2	24.5201-0164.3 331414	L= 164
2.0	85	02/90→08/96	←	10/93→	2	24.5237-0333.3 331425	L= 333
			←	03/90→ 10/93	2	24.5237-0333.3 331425	L= 333
			➔	am Bremssattel; 10/93→	2	24.5170-0161.3 331308	L= 161
			➔	am Bremssattel; 03/90→ 10/93	2	24.5170-0161.3 331308	L= 161
			➔	10/93→	2	24.5201-0164.3 331414	L= 164
			➔	03/90→ 10/93	2	24.5204-0180.3 331461 83.7824-0180.3 330812	L= 180 L= 180
2.0 16V	110	01/94→08/96	←		2	24.5147-0385.3 331427	L= 384
			➔	am Bremssattel	2	24.5170-0161.3 331308	L= 161
			➔		2	24.5201-0164.3 331414	L= 164
2.0 Syncro	85	10/90→08/96	←	01/94→	2	24.5237-0333.3 331425	L= 333
			←	→ 10/93	2	24.5237-0333.3 331425	L= 333
			➔	am Bremssattel; 01/94→	2	24.5170-0161.3 331308	L= 161
			➔	am Bremssattel; → 10/93	2	24.5170-0161.3 331308	L= 161
			➔	→ 10/93	2	24.5201-0164.3 331414	L= 164
			➔	01/94→	2	24.5201-0164.3 331414	L= 164
2.8 VR6	128	06/91→08/96	←	10/93→	2	24.5147-0385.3 331427	L= 384
			←	→ 10/93	2	24.5237-0333.3 331425	L= 333
			➔	am Bremssattel; → 10/93	2	24.5170-0161.3 331308	L= 161
			➔	am Bremssattel; 10/93→	2	24.5170-0161.3 331308	L= 161
			➔	10/93→	2	24.5201-0164.3 331414	L= 164
			➔	→ 10/93	2	24.5204-0180.3 331461 83.7824-0180.3 330812	L= 180 L= 180
<b>VW - PASSAT (3B2) 08/96→12/01</b>							
<b>Bremssattel</b>							
1.6	74	10/96→11/00	←	☐; → 09/00; +PR 1LZ,1ZJ		24.3541-1763.5 240231	TRW Ø 54 - Halter
			←	☐; → 09/00; +PR 1LZ,1ZJ		24.3541-1764.5 240232	TRW Ø 54 - Halter
			←	☐; → 3B-X-124107; +PR 1LB,1LE,1ZC		24.3571-8521.5 240495	ATE Ø 57 - Halter
			←	☐; 3B-X-124108→; +PR 1LB,1LE,1ZC		24.3571-8521.5 240495	ATE Ø 57 - Halter
			←	☐; → 3B-X-124107; +PR 1LB,1LE,1ZC		24.3571-8522.5 240496	ATE Ø 57 - Halter
			←	☐; 3B-X-124108→; +PR 1LB,1LE,1ZC		24.3571-8522.5 240496	ATE Ø 57 - Halter
			➔	☐; +PR 1KD,1KE,1KF,1KW		24.3384-1731.5 240818	TRW Ø 38 - Halter
			➔	☐; +PR 1KD,1KE,1KF,1KW		24.3384-1732.5 240819	TRW Ø 38 - Halter
1.8	85	01/97→11/00	←	☐; → 09/00		24.3541-1763.5 240231	TRW Ø 54 - Halter
			←	☐; → 09/00		24.3541-1764.5 240232	TRW Ø 54 - Halter
			➔	☐; → 09/00		24.3384-1731.5 240818	TRW Ø 38 - Halter
			➔	☐; → 09/00		24.3384-1732.5 240819	TRW Ø 38 - Halter
1.8 1.9 TDI	92 66	10/96→11/00 10/96→11/00	←	☐; → 09/00; +PR 1LZ,1ZJ		24.3541-1763.5 240231	TRW Ø 54 - Halter
			←	☐; → 09/00; +PR 1LZ,1ZJ		24.3541-1764.5 240232	TRW Ø 54 - Halter
			←	☐; 3B-X-124108→; +PR 1LB,1LE,1ZC		24.3571-8521.5 240495	ATE Ø 57 - Halter
			←	☐; → 3B-X-124107; +PR 1LB,1LE,1ZC		24.3571-8521.5 240495	ATE Ø 57 - Halter
			←	☐; → 3B-X-124107; +PR 1LB,1LE,1ZC		24.3571-8522.5 240496	ATE Ø 57 - Halter
			←	☐; 3B-X-124108→; +PR 1LB,1LE,1ZC		24.3571-8522.5 240496	ATE Ø 57 - Halter
			➔	☐; → 09/00; +PR 1KD,1KE,1KF,1KW		24.3384-1731.5 240818	TRW Ø 38 - Halter
			➔	☐; → 09/00; +PR 1KD,1KE,1KF,1KW		24.3384-1732.5 240819	TRW Ø 38 - Halter
1.8 1.8 T ↓	112 110	01/00→12/01 10/96→11/00	←	☐; 3B-X-124108→; +PR 1LB,1LE,1ZC		24.3571-8521.5 240495	ATE Ø 57 - Halter

















	kw			 	! #		
<b>VW - PASSAT (3B2) 08/96→12/01</b>							
 <b>Bremssattel</b>							
1.9 TDI 1.9 TDI	81 85	10/96→11/00 08/98→11/00	←	☐; → 3B-X-124107; +PR 1LB,1LE,1ZC	24.3571-8521.5	240495	ATE Ø 57 - Halter
			←	☐; → 3B-X-124107; +PR 1LB,1LE,1ZC	24.3571-8522.5	240496	ATE Ø 57 - Halter
			←	☐; 3B-X-124108→; +PR 1LB,1LE,1ZC	24.3571-8522.5	240496	ATE Ø 57 - Halter
			→	☐; +PR 1KD,1KE,1KF,1KW	24.3384-1731.5	240818	TRW Ø 38 - Halter
			→	☐; +PR 1KD,1KE,1KF,1KW	24.3384-1732.5	240819	TRW Ø 38 - Halter
1.8 Syncro/4motion	92	10/96→11/00	←	☐; → 09/00; +PR 1LZ,1ZJ	24.3541-1763.5	240231	TRW Ø 54 - Halter
			←	☐; → 09/00; +PR 1LZ,1ZJ	24.3541-1764.5	240232	TRW Ø 54 - Halter
			←	☐; 3B-X-124108→; +PR 1LB,1LE,1ZC	24.3571-8521.5	240495	ATE Ø 57 - Halter
			←	☐; → 3B-X-124107; +PR 1LB,1LE,1ZC	24.3571-8521.5	240495	ATE Ø 57 - Halter
			←	☐; → 3B-X-124107; +PR 1LB,1LE,1ZC	24.3571-8522.5	240496	ATE Ø 57 - Halter
			←	☐; 3B-X-124108→; +PR 1LB,1LE,1ZC	24.3571-8522.5	240496	ATE Ø 57 - Halter
			→	☐; +PR 1KD;1KF	24.3384-1733.5	240820	TRW Ø 38 - Halter
			→	☐; +PR 1KD;1KF	24.3384-1734.7	220546	TRW Ø 38 - Halter
			→	☐; +PR 1KE;1KW	24.3437-1701.7	220761	TRW Ø 43 - Halter
			→	☐; +PR 1KE;1KW	24.3437-1702.7	220762	TRW Ø 43 - Halter
1.9 TDI	74	02/00→11/00	←	☐; 10/00→; +PR 1LB,1LE,1ZC	24.3571-8521.5	240495	ATE Ø 57 - Halter
			←	☐; 10/00→; +PR 1LB,1LE,1ZC	24.3571-8522.5	240496	ATE Ø 57 - Halter
			→	☐; 10/00→; +PR 1KD,1KE,1KF,1KW	24.3384-1731.5	240818	TRW Ø 38 - Halter
			→	☐; 10/00→; +PR 1KD,1KE,1KF,1KW	24.3384-1732.5	240819	TRW Ø 38 - Halter
1.9 TDI 4motion 1.9 TDI Syncro/4motion 2.8 Syncro	85 81 132	08/99→11/00 10/96→11/00 05/97→09/99	←	☐; → 3B-X-124107; +PR 1LB,1LE,1ZC	24.3571-8521.5	240495	ATE Ø 57 - Halter
			←	☐; 3B-X-124108→; +PR 1LB,1LE,1ZC	24.3571-8521.5	240495	ATE Ø 57 - Halter
			←	☐; → 3B-X-124107; +PR 1LB,1LE,1ZC	24.3571-8522.5	240496	ATE Ø 57 - Halter
			←	☐; 3B-X-124108→; +PR 1LB,1LE,1ZC	24.3571-8522.5	240496	ATE Ø 57 - Halter
			→	☐; +PR 1KD;1KF	24.3384-1733.5	240820	TRW Ø 38 - Halter
			→	☐; +PR 1KD;1KF	24.3384-1734.7	220546	TRW Ø 38 - Halter
			→	☐; +PR 1KE;1KW	24.3437-1701.7	220761	TRW Ø 43 - Halter
			→	☐; +PR 1KE;1KW	24.3437-1702.7	220762	TRW Ø 43 - Halter
2.0	88	04/00→11/00	←	☐; 10/00→; +PR 1LB,1LE,1ZC	24.3571-8521.5	240495	ATE Ø 57 - Halter
			←	☐; 10/00→; +PR 1LB,1LE,1ZC	24.3571-8522.5	240496	ATE Ø 57 - Halter
2.0 4motion	88	04/00→11/00	←	☐; 10/00→; +PR 1LB,1LE,1ZC	24.3571-8521.5	240495	ATE Ø 57 - Halter
			←	☐; 10/00→; +PR 1LB,1LE,1ZC	24.3571-8522.5	240496	ATE Ø 57 - Halter
			→	☐; 10/00→; +PR 1KD;1KF	24.3384-1733.5	240820	TRW Ø 38 - Halter
			→	☐; 10/00→; +PR 1KD;1KF	24.3384-1734.7	220546	TRW Ø 38 - Halter
			→	☐; 10/00→; +PR 1KE;1KW	24.3437-1701.7	220761	TRW Ø 43 - Halter
			→	☐; 10/00→; +PR 1KE;1KW	24.3437-1702.7	220762	TRW Ø 43 - Halter
2.3 VR5 2.8 V6 2.8 V6	110 140 142	10/96→11/00 09/99→11/00 08/96→11/00	←	☐; 10/00→; +PR 1LT	11.9571-9835.2	220427	ATE Ø 57 - Halter
			←	☐; 10/00→; +PR 1LT	11.9571-9836.2	220428	ATE Ø 57 - Halter
			←	☐; → 3B-X-124107; +PR 1LB,1LE,1ZC	24.3571-8521.5	240495	ATE Ø 57 - Halter
			←	☐; 3B-X-124108→; → 09/00; +PR 1LB,1LE,1ZC	24.3571-8521.5	240495	ATE Ø 57 - Halter
			←	☐; 3B-X-124108→; → 09/00; +PR 1LB,1LE,1ZC	24.3571-8522.5	240496	ATE Ø 57 - Halter
			←	☐; → 3B-X-124107; +PR 1LB,1LE,1ZC	24.3571-8522.5	240496	ATE Ø 57 - Halter
			→	☐; +PR 1KD,1KE,1KF,1KW	24.3384-1731.5	240818	TRW Ø 38 - Halter
			→	☐; +PR 1KD,1KE,1KF,1KW	24.3384-1732.5	240819	TRW Ø 38 - Halter
			→	☐; 10/00→; +PR 1LT	11.9571-9835.2	220427	ATE Ø 57 - Halter
			→	☐; 10/00→; +PR 1LT	11.9571-9836.2	220428	ATE Ø 57 - Halter
2.3 VR5 Syncro/4motion 2.8 V6 4motion 2.8 V6 Syncro/4motion	110 140 142	10/97→11/00 09/99→11/00 10/96→11/00	←	☐; 10/00→; +PR 1LT	11.9571-9835.2	220427	ATE Ø 57 - Halter
			←	☐; 10/00→; +PR 1LT	11.9571-9836.2	220428	ATE Ø 57 - Halter
			←	☐; 3B-X-124108→; → 09/00; +PR 1LB,1LE,1ZC	24.3571-8521.5	240495	ATE Ø 57 - Halter
			←	☐; → 3B-X-124107; +PR 1LB,1LE,1ZC	24.3571-8521.5	240495	ATE Ø 57 - Halter
			←	☐; 3B-X-124108→; → 09/00; +PR 1LB,1LE,1ZC	24.3571-8522.5	240496	ATE Ø 57 - Halter
			←	☐; → 3B-X-124107; +PR 1LB,1LE,1ZC	24.3571-8522.5	240496	ATE Ø 57 - Halter
			→	☐; +PR 1KD;1KF	24.3384-1733.5	240820	TRW Ø 38 - Halter
			→	☐; +PR 1KD;1KF	24.3384-1734.7	220546	TRW Ø 38 - Halter











	kw			 	! #			
<b>VW - PASSAT (3B2) 08/96→12/01</b>								
<b>Bremssattel</b>								
2.3 VR5 Syncro/4motion	110	10/97→11/00	➡	☐; +PR 1KE;1KW		24.3437-1701.7	220761	TRW Ø 43 - Halter
2.8 V6 4motion	140	09/99→11/00	➡	☐; +PR 1KE;1KW		24.3437-1702.7	220762	TRW Ø 43 - Halter
2.8 V6 Syncro/4motion	142	10/96→11/00						
2.5 TDI	110	07/98→11/00	←	☐; 10/00→; +PR 1LT		11.9571-9835.2	220427	ATE Ø 57 - Halter
			←	☐; 10/00→; +PR 1LT		11.9571-9836.2	220428	ATE Ø 57 - Halter
			←	☐; 08/98→ 09/00; +PR 1LB,1LE,1ZC		24.3571-8521.5	240495	ATE Ø 57 - Halter
			←	☐; 08/98→ 09/00; +PR 1LB,1LE,1ZC		24.3571-8522.5	240496	ATE Ø 57 - Halter
			➡	☐; 08/98→; +PR 1KD,1KE,1KF,1KW		24.3384-1731.5	240818	TRW Ø 38 - Halter
			➡	☐; 08/98→; +PR 1KD,1KE,1KF,1KW		24.3384-1732.5	240819	TRW Ø 38 - Halter
2.5 TDI Syncro/4motion	110	12/98→11/00	←	☐; 10/00→; +PR 1LT		11.9571-9835.2	220427	ATE Ø 57 - Halter
			←	☐; 10/00→; +PR 1LT		11.9571-9836.2	220428	ATE Ø 57 - Halter
			←	☐; → 09/00; +PR 1LB,1LE,1ZC		24.3571-8521.5	240495	ATE Ø 57 - Halter
			←	☐; → 09/00; +PR 1LB,1LE,1ZC		24.3571-8522.5	240496	ATE Ø 57 - Halter
			➡	☐; +PR 1KD;1KF		24.3384-1733.5	240820	TRW Ø 38 - Halter
			➡	☐; +PR 1KD;1KF		24.3384-1734.7	220546	TRW Ø 38 - Halter
			➡	☐; +PR 1KE;1KW		24.3437-1701.7	220761	TRW Ø 43 - Halter
			➡	☐; +PR 1KE;1KW		24.3437-1702.7	220762	TRW Ø 43 - Halter
2.8 V6	132	05/97→09/99	←	☐; → 3B-X-124107		24.3571-8521.5	240495	ATE Ø 57 - Halter
			←	☐; 3B-X-124108→		24.3571-8521.5	240495	ATE Ø 57 - Halter
			←	☐; 3B-X-124108→		24.3571-8522.5	240496	ATE Ø 57 - Halter
			←	☐; → 3B-X-124107		24.3571-8522.5	240496	ATE Ø 57 - Halter
			➡	☐		24.3384-1731.5	240818	TRW Ø 38 - Halter
			➡	☐		24.3384-1732.5	240819	TRW Ø 38 - Halter
<b>Halter, Bremssattel</b>								
1.6	74	10/96→11/00	←	3B-X-124108→; +PR 1LB,1LE,1ZC	2	11.8170-0306.1	260102	ATE
1.8	92	10/96→11/00						
1.8	112	01/00→12/01						
1.8 Syncro/4motion	92	10/96→11/00						
1.8 T	110	10/96→11/00						
1.9 TDI	66	10/96→11/00						
1.9 TDI	81	10/96→11/00						
1.9 TDI	85	08/98→11/00						
1.9 TDI 4motion	85	08/99→11/00						
1.9 TDI Syncro/4motion	81	10/96→11/00						
2.8 Syncro	132	05/97→09/99						
1.9 TDI	74	02/00→11/00	←	10/00→; +PR 1LB,1LE,1ZC	2	11.8170-0306.1	260102	ATE
2.0	88	04/00→11/00						
2.0 4motion	88	04/00→11/00						
2.3 VR5	110	10/96→11/00	←	10/00→; +PR 1LT	2	11.0230-0451.1	260130	ATE
2.3 VR5 Syncro/4motion	110	10/97→11/00						
2.8 V6	140	09/99→11/00	←	3B-X-124108→; → 09/00; +PR 1LB,1LE,1ZC	2	11.8170-0306.1	260102	ATE
2.8 V6	142	08/96→11/00						
2.8 V6 4motion	140	09/99→11/00						
2.8 V6 Syncro/4motion	142	10/96→11/00						
2.5 TDI	110	07/98→11/00	←	10/00→; +PR 1LT	2	11.0230-0451.1	260130	ATE
			←	08/98→ 09/00; +PR 1LB,1LE,1ZC	2	11.8170-0306.1	260102	ATE
2.5 TDI Syncro/4motion	110	12/98→11/00	←	10/00→; +PR 1LT	2	11.0230-0451.1	260130	ATE
			←	→ 09/00; +PR 1LB,1LE,1ZC	2	11.8170-0306.1	260102	ATE
2.8 V6	132	05/97→09/99	←	3B-X-124108→	2	11.8170-0306.1	260102	ATE
<b>Feder, Bremssattel</b>								
1.6	74	10/96→11/00	←	→ 3B-X-124107; +PR 1LB,1LE,1ZC	2	11.8116-0143.1	390513	ATE
1.8	92	10/96→11/00						
1.8	112	01/00→12/01	←	3B-X-124108→; +PR 1LB,1LE,1ZC	2	11.8116-0143.1	390513	ATE
1.8 Syncro/4motion	92	10/96→11/00						
1.8 T	110	10/96→11/00						
1.9 TDI	66	10/96→11/00						
1.9 TDI	81	10/96→11/00						
1.9 TDI	85	08/98→11/00						
1.9 TDI 4motion	85	08/99→11/00						
1.9 TDI Syncro/4motion	81	10/96→11/00						
2.8 Syncro	132	05/97→09/99						
1.9 TDI	74	02/00→11/00	←	10/00→; +PR 1LB,1LE,1ZC	2	11.8116-0143.1	390513	ATE
2.0	88	04/00→11/00						
2.0 4motion	88	04/00→11/00						
2.3 VR5	110	10/96→11/00	←	→ 3B-X-124107; +PR 1LB,1LE,1ZC	2	11.8116-0143.1	390513	ATE
↓								

















	kW			 	! #		
<b>VW - PASSAT (3B2) 08/96→12/01</b>							
<b>Feder, Bremssattel</b>							
2.3 VR5 Syncro/4motion	110	10/97→11/00	←	3B-X-124108→; → 09/00; +PR 1LB,1LE,1ZC	2	11.8116-0143.1 390513	ATE
2.8 V6	140	09/99→11/00					
2.8 V6	142	08/96→11/00	←	10/00→; +PR 1LT	2	11.8116-0143.1 390513	ATE
2.8 V6 4motion	140	09/99→11/00					
2.8 V6 Syncro/4motion	142	10/96→11/00					
2.5 TDI	110	07/98→11/00	←	08/98→ 09/00; +PR 1LB,1LE,1ZC	2	11.8116-0143.1 390513	ATE
			←	10/00→; +PR 1LT	2	11.8116-0143.1 390513	ATE
2.5 TDI Syncro/4motion	110	12/98→11/00	←	→ 09/00; +PR 1LB,1LE,1ZC	2	11.8116-0143.1 390513	ATE
			←	10/00→; +PR 1LT	2	11.8116-0143.1 390513	ATE
2.8 V6	132	05/97→09/99	←	3B-X-124108→	2	11.8116-0143.1 390513	ATE
			←	→ 3B-X-124107	2	11.8116-0143.1 390513	ATE
<b>Führungshülzensatz, Bremssattel</b>							
1.6	74	10/96→11/00	←	→ 3B-X-124107; +PR 1LB,1LE,1ZC		11.0101-5409.2 260035	ATE
1.8	92	10/96→11/00					
1.8	112	01/00→12/01	←	3B-X-124108→; +PR 1LB,1LE,1ZC		11.0101-5409.2 260035	ATE
1.8 Syncro/4motion	92	10/96→11/00					
1.8 T	110	10/96→11/00					
1.9 TDI	66	10/96→11/00					
1.9 TDI	81	10/96→11/00					
1.9 TDI	85	08/98→11/00					
1.9 TDI 4motion	85	08/99→11/00					
1.9 TDI Syncro/4motion	81	10/96→11/00					
2.8 Syncro	132	05/97→09/99					
1.9 TDI	74	02/00→11/00	←	10/00→; +PR 1LB,1LE,1ZC		11.0101-5409.2 260035	ATE
2.0	88	04/00→11/00					
2.0 4motion	88	04/00→11/00					
2.3 VR5	110	10/96→11/00	←	10/00→; +PR 1LT		11.0101-5409.2 260035	ATE
2.3 VR5 Syncro/4motion	110	10/97→11/00					
2.8 V6	140	09/99→11/00	←	3B-X-124108→; → 09/00; +PR 1LB,1LE,1ZC		11.0101-5409.2 260035	ATE
2.8 V6	142	08/96→11/00					
2.8 V6 4motion	140	09/99→11/00	←	→ 3B-X-124107; +PR 1LB,1LE,1ZC		11.0101-5409.2 260035	ATE
2.8 V6 Syncro/4motion	142	10/96→11/00					
2.5 TDI	110	07/98→11/00	←	10/00→; +PR 1LT		11.0101-5409.2 260035	ATE
			←	08/98→ 09/00; +PR 1LB,1LE,1ZC		11.0101-5409.2 260035	ATE
2.5 TDI Syncro/4motion	110	12/98→11/00	←	10/00→; +PR 1LT		11.0101-5409.2 260035	ATE
			←	→ 09/00; +PR 1LB,1LE,1ZC		11.0101-5409.2 260035	ATE
2.8 V6	132	05/97→09/99	←	→ 3B-X-124107		11.0101-5409.2 260035	ATE
			←	3B-X-124108→		11.0101-5409.2 260035	ATE
<b>Führungsbolzen, Bremssattel</b>							
1.6	74	10/96→11/00	←	3B-X-124108→; +PR 1LB,1LE,1ZC		11.8171-0008.1 990049	ATE
1.8	92	10/96→11/00					
1.8	112	01/00→12/01	←	→ 3B-X-124107; +PR 1LB,1LE,1ZC		11.8171-0008.1 990049	ATE
1.8 Syncro/4motion	92	10/96→11/00					
1.8 T	110	10/96→11/00					
1.9 TDI	66	10/96→11/00					
1.9 TDI	81	10/96→11/00					
1.9 TDI	85	08/98→11/00					
1.9 TDI 4motion	85	08/99→11/00					
1.9 TDI Syncro/4motion	81	10/96→11/00					
2.8 Syncro	132	05/97→09/99					
1.9 TDI	74	02/00→11/00	←	10/00→; +PR 1LB,1LE,1ZC		11.8171-0008.1 990049	ATE
2.0	88	04/00→11/00					
2.0 4motion	88	04/00→11/00					
2.3 VR5	110	10/96→11/00		10/00→; +PR 1LT		11.8171-0008.1 990049	ATE
2.3 VR5 Syncro/4motion	110	10/97→11/00	←	3B-X-124108→; → 09/00; +PR 1LB,1LE,1ZC		11.8171-0008.1 990049	ATE
2.8 V6	140	09/99→11/00					
2.8 V6	142	08/96→11/00	←	→ 3B-X-124107; +PR 1LB,1LE,1ZC		11.8171-0008.1 990049	ATE
2.8 V6 4motion	140	09/99→11/00					
2.8 V6 Syncro/4motion	142	10/96→11/00					
2.5 TDI	110	07/98→11/00	←	10/00→; +PR 1LT		11.8171-0008.1 990049	ATE
			←	08/98→ 09/00; +PR 1LB,1LE,1ZC		11.8171-0008.1 990049	ATE
2.5 TDI Syncro/4motion	110	12/98→11/00	←	10/00→; +PR 1LT		11.8171-0008.1 990049	ATE
			←	→ 09/00; +PR 1LB,1LE,1ZC		11.8171-0008.1 990049	ATE
2.8 V6	132	05/97→09/99	←	→ 3B-X-124107		11.8171-0008.1 990049	ATE
			←	3B-X-124108→		11.8171-0008.1 990049	ATE
<b>Dichtungssatz, Bremssattel</b>							
1.6	74	10/96→11/00	←	→ 3B-X-124107; +PR 1LB,1LE,1ZC		11.0441-5704.2 250034	ATE
1.8	92	10/96→11/00					
1.8	112	01/00→12/01	←	3B-X-124108→; +PR 1LB,1LE,1ZC		11.0441-5704.2 250034	ATE
↓							










	kw			 	! #		
<b>VW - PASSAT (3B2) 08/96→12/01</b>							
<b>Dichtungssatz, Bremsattel</b>							
1.8 Syncro/4motion	92	10/96→11/00	←	→ 3B-X-124107; +PR 1LB,1LE,1ZC		11.0441-5704.2 250034	ATE
1.8 T	110	10/96→11/00	←	→ 3B-X-124108→; +PR 1LB,1LE,1ZC		11.0441-5704.2 250034	ATE
1.9 TDI	66	10/96→11/00	←				
1.9 TDI	81	10/96→11/00	←				
1.9 TDI	85	08/98→11/00	←				
1.9 TDI 4motion	85	08/99→11/00	←				
1.9 TDI Syncro/4motion	81	10/96→11/00	←				
2.8 Syncro	132	05/97→09/99	←				
1.9 TDI	74	02/00→11/00	←	10/00→; +PR 1LB,1LE,1ZC		11.0441-5704.2 250034	ATE
2.0	88	04/00→11/00	←				
2.0 4motion	88	04/00→11/00	←				
2.3 VR5	110	10/96→11/00	←	10/00→; +PR 1LT		11.0441-5704.2 250034	ATE
2.3 VR5 Syncro/4motion	110	10/97→11/00	←				
2.8 V6	140	09/99→11/00	←	3B-X-124108→; → 09/00; +PR 1LB,1LE,1ZC		11.0441-5704.2 250034	ATE
2.8 V6	142	08/96→11/00	←				
2.8 V6 4motion	140	09/99→11/00	←	→ 3B-X-124107; +PR 1LB,1LE,1ZC		11.0441-5704.2 250034	ATE
2.8 V6 Syncro/4motion	142	10/96→11/00	←				
2.5 TDI	110	07/98→11/00	←	10/00→; +PR 1LT		11.0441-5704.2 250034	ATE
			←	08/98→ 09/00; +PR 1LB,1LE,1ZC		11.0441-5704.2 250034	ATE
2.5 TDI Syncro/4motion	110	12/98→11/00	←	10/00→; +PR 1LT		11.0441-5704.2 250034	ATE
			←	→ 09/00; +PR 1LB,1LE,1ZC		11.0441-5704.2 250034	ATE
2.8 V6	132	05/97→09/99	←	3B-X-124108→		11.0441-5704.2 250034	ATE
			←	→ 3B-X-124107		11.0441-5704.2 250034	ATE
<b>Bremsschlauch</b>							
1.6	74	10/96→11/00	←		2	83.7813-0295.3 330799	L= 295
1.8	112	01/00→12/01	→	□ / am Bremsattel		24.1253-0030.3 331126	L= 184 mit Rohrleitung
1.8 T	110	10/96→11/00	→				
1.9 TDI	81	10/96→11/00	→	□ / am Bremsattel		24.1253-0040.3 331127	L= 190 mit Rohrleitung
1.9 TDI	85	08/98→11/00	→				
2.3 VR5	110	10/96→11/00	→		2	24.5237-0183.3 331454	L= 182,4
2.8 V6	132	05/97→09/99	→	am Bremsattel	2	24.5243-0190.3 330678	L= 190
2.8 V6	140	09/99→11/00	→				
2.8 V6	142	08/96→11/00	→				
1.8	85	01/97→11/00	←	→ 09/00	2	83.7813-0295.3 330799	L= 295
1.8	92	10/96→11/00	→	□ / am Bremsattel; → 09/00		24.1253-0030.3 331126	L= 184 mit Rohrleitung
1.9 TDI	66	10/96→11/00	→	□ / am Bremsattel; → 09/00		24.1253-0040.3 331127	L= 190 mit Rohrleitung
			→	→ 09/00	2	24.5237-0183.3 331454	L= 182,4
			→	am Bremsattel; → 09/00	2	24.5243-0190.3 330678	L= 190
1.8 Syncro/4motion	92	10/96→11/00	←	→ 09/00	2	83.7813-0295.3 330799	L= 295
			→	→ 09/00	2	24.5243-0310.3 330755	L= 310
1.9 TDI	74	02/00→11/00	←	10/00→	2	83.7813-0295.3 330799	L= 295
2.0	88	04/00→11/00	→	□ / am Bremsattel; 10/00→		24.1253-0030.3 331126	L= 184 mit Rohrleitung
			→	□ / am Bremsattel; 10/00→		24.1253-0040.3 331127	L= 190 mit Rohrleitung
			→	10/00→	2	24.5237-0183.3 331454	L= 182,4
			→	am Bremsattel; 10/00→	2	24.5243-0190.3 330678	L= 190
1.9 TDI 4motion	85	08/99→11/00	←		2	83.7813-0295.3 330799	L= 295
1.9 TDI Syncro/4motion	81	10/96→11/00	→		2	24.5243-0310.3 330755	L= 310
2.8 Syncro	132	05/97→09/99	←	10/00→	2	83.7813-0295.3 330799	L= 295
2.0 4motion	88	04/00→11/00	→	10/00→	2	24.5243-0310.3 330755	L= 310
2.3 VR5 Syncro/4motion	110	10/97→11/00	←		2	83.7813-0295.3 330799	L= 295
2.5 TDI Syncro/4motion	110	12/98→11/00	→		2	24.5142-0290.3 330950	L= 290
2.8 V6 4motion	140	09/99→11/00	→	10/00→	2	24.5142-0290.3 330950	L= 290
2.8 V6 Syncro/4motion	142	10/96→11/00	→	→ 09/00	2	24.5243-0310.3 330755	L= 310
2.5 TDI	110	07/98→11/00	←	08/98→	2	83.7813-0295.3 330799	L= 295
			→	□ / am Bremsattel; 08/98→		24.1253-0030.3 331126	L= 184 mit Rohrleitung
			→	□ / am Bremsattel; 08/98→		24.1253-0040.3 331127	L= 190 mit Rohrleitung
			→	08/98→	2	24.5237-0183.3 331454	L= 182,4
			→	am Bremsattel; 08/98→	2	24.5243-0190.3 330678	L= 190
<b>VW - PASSAT (3B3) 11/00→05/05</b>							
<b>Bremsattel</b>							
1.6	75	11/00→05/05	←	□; → 3B-X-124107; +PR 1LB,1LE,1ZC		24.3571-8521.5 240495	ATE Ø 57 - Halter
1.8 T	125	02/01→05/05	←	□; 3B-X-124108→; +PR 1LB,1LE,1ZC		24.3571-8521.5 240495	ATE Ø 57 - Halter
1.8 T 20V	110	11/00→05/05	←				
↓							


















	kw			 	! #					
<b>VW - PASSAT (3B3) 11/00→05/05</b>										
 <b>Bremssattel</b>										
1.6 1.8 T 1.8 T 20V	75 125 110	11/00→05/05 02/01→05/05 11/00→05/05	←	☐; → 3B-X-124107; +PR 1LB,1LE,1ZC	24.3571-8522.5	240496	ATE Ø 57 - Halter			
			←	☐; 3B-X-124108→; +PR 1LB,1LE,1ZC	24.3571-8522.5	240496	ATE Ø 57 - Halter			
			→	☐; +PR 1KD,1KE,1KF,1KW	24.3384-1731.5	240818	TRW Ø 38 - Halter			
			→	☐; +PR 1KD,1KE,1KF,1KW	24.3384-1732.5	240819	TRW Ø 38 - Halter			
1.8 T 4motion	125	03/01→05/05	←	☐; 3B-X-124108→; +PR 1LB,1LE,1ZC	24.3571-8521.5	240495	ATE Ø 57 - Halter			
			←	☐; → 3B-X-124107; +PR 1LB,1LE,1ZC	24.3571-8521.5	240495	ATE Ø 57 - Halter			
			←	☐; → 3B-X-124107; +PR 1LB,1LE,1ZC	24.3571-8522.5	240496	ATE Ø 57 - Halter			
			←	☐; 3B-X-124108→; +PR 1LB,1LE,1ZC	24.3571-8522.5	240496	ATE Ø 57 - Halter			
			→	☐; +PR 1KD;1KF	24.3384-1733.5	240820	TRW Ø 38 - Halter			
			→	☐; +PR 1KD;1KF	24.3384-1734.7	220546	TRW Ø 38 - Halter			
			→	☐; +PR 1KE;1KW	24.3437-1701.7	220761	TRW Ø 43 - Halter			
			→	☐; +PR 1KE;1KW	24.3437-1702.7	220762	TRW Ø 43 - Halter			
1.9 TDI 1.9 TDI	74 96	11/00→05/05 11/00→05/05	←	☐; +PR 1LB,1LE,1ZC	24.3571-8521.5	240495	ATE Ø 57 - Halter			
			←	☐; +PR 1LB,1LE,1ZC	24.3571-8522.5	240496	ATE Ø 57 - Halter			
			→	☐; +PR 1KD,1KE,1KF,1KW	24.3384-1731.5	240818	TRW Ø 38 - Halter			
			→	☐; +PR 1KD,1KE,1KF,1KW	24.3384-1732.5	240819	TRW Ø 38 - Halter			
1.9 TDI 4motion 2.0 4motion	96 85	11/00→05/05 11/00→05/05	←	☐; +PR 1LB,1LE,1ZC	24.3571-8521.5	240495	ATE Ø 57 - Halter			
			←	☐; +PR 1LB,1LE,1ZC	24.3571-8522.5	240496	ATE Ø 57 - Halter			
			→	☐; +PR 1KD;1KF	24.3384-1733.5	240820	TRW Ø 38 - Halter			
			→	☐; +PR 1KD;1KF	24.3384-1734.7	220546	TRW Ø 38 - Halter			
			→	☐; +PR 1KE;1KW	24.3437-1701.7	220761	TRW Ø 43 - Halter			
			→	☐; +PR 1KE;1KW	24.3437-1702.7	220762	TRW Ø 43 - Halter			
2.0	85	11/00→05/05	←	☐; +PR 1LB,1LE,1ZC	24.3571-8521.5	240495	ATE Ø 57 - Halter			
			←	☐; +PR 1LB,1LE,1ZC	24.3571-8522.5	240496	ATE Ø 57 - Halter			
2.0	96	11/01→05/05	←	☐; 05/02→; +PR 1LB,1LE,1ZC	24.3571-8521.5	240495	ATE Ø 57 - Halter			
			←	☐; 05/02→; +PR 1LB,1LE,1ZC	24.3571-8522.5	240496	ATE Ø 57 - Halter			
			→	☐; 05/02→; +PR 1KD,1KE,1KF,1KW	24.3384-1731.5	240818	TRW Ø 38 - Halter			
			→	☐; 05/02→; +PR 1KD,1KE,1KF,1KW	24.3384-1732.5	240819	TRW Ø 38 - Halter			
2.0 TDI	100	12/03→05/05	←	☐; +PR 1LT	11.9571-9835.2	220427	ATE Ø 57 - Halter			
			←	☐; +PR 1LT	11.9571-9836.2	220428	ATE Ø 57 - Halter			
			←	☐; +PR 1LB,1LE,1ZC	24.3571-8521.5	240495	ATE Ø 57 - Halter			
			←	☐; +PR 1LB,1LE,1ZC	24.3571-8522.5	240496	ATE Ø 57 - Halter			
			→	☐; +PR 1KD,1KE,1KF,1KW	24.3384-1731.5	240818	TRW Ø 38 - Halter			
			→	☐; +PR 1KD,1KE,1KF,1KW	24.3384-1732.5	240819	TRW Ø 38 - Halter			
2.3 V5 2.8	125 142	11/00→05/05 05/02→05/03	←	☐; +PR 1LT	11.9571-9835.2	220427	ATE Ø 57 - Halter			
			←	☐; +PR 1LT	11.9571-9836.2	220428	ATE Ø 57 - Halter			
			←	☐; → 3B-X-124107; +PR 1LB,1LE,1ZC	24.3571-8521.5	240495	ATE Ø 57 - Halter			
			←	☐; → 3B-X-124107; +PR 1LB,1LE,1ZC	24.3571-8522.5	240496	ATE Ø 57 - Halter			
			→	☐; +PR 1KD,1KE,1KF,1KW	24.3384-1731.5	240818	TRW Ø 38 - Halter			
			→	☐; +PR 1KD,1KE,1KF,1KW	24.3384-1732.5	240819	TRW Ø 38 - Halter			
			2.3 V5 4motion 2.8 4motion	125 142	11/00→05/05 11/00→05/05	←	☐; +PR 1LT	11.9571-9835.2	220427	ATE Ø 57 - Halter
						←	☐; +PR 1LT	11.9571-9836.2	220428	ATE Ø 57 - Halter
←	☐; → 3B-X-124107; +PR 1LB,1LE,1ZC	24.3571-8521.5				240495	ATE Ø 57 - Halter			
←	☐; → 3B-X-124107; +PR 1LB,1LE,1ZC	24.3571-8522.5				240496	ATE Ø 57 - Halter			
→	☐; +PR 1KD;1KF	24.3384-1733.5				240820	TRW Ø 38 - Halter			
→	☐; +PR 1KD;1KF	24.3384-1734.7				220546	TRW Ø 38 - Halter			
→	☐; +PR 1KE;1KW	24.3437-1701.7				220761	TRW Ø 43 - Halter			
→	☐; +PR 1KE;1KW	24.3437-1702.7				220762	TRW Ø 43 - Halter			
2.5 TDI 2.5 TDI	110 120	11/00→05/05 05/03→05/05	←	☐; +PR 1LT	11.9571-9835.2	220427	ATE Ø 57 - Halter			
			←	☐; +PR 1LT	11.9571-9836.2	220428	ATE Ø 57 - Halter			
			→	☐; +PR 1KD,1KE,1KF,1KW	24.3384-1731.5	240818	TRW Ø 38 - Halter			
			→	☐; +PR 1KD,1KE,1KF,1KW	24.3384-1732.5	240819	TRW Ø 38 - Halter			
↓										

	kw			 	! #		
<b>VW - PASSAT (3B3) 11/00→05/05</b>							
<b>Bremssattel</b>							
2.5 TDI 4motion	110	11/00→05/05	←	☐; +PR 1LT		11.9571-9835.2 220427	ATE Ø 57 - Halter
2.5 TDI 4motion	132	01/03→05/05	←	☐; +PR 1LT		11.9571-9836.2 220428	ATE Ø 57 - Halter
			→	☐; +PR 1KD;1KF		24.3384-1733.5 240820	TRW Ø 38 - Halter
			→	☐; +PR 1KD;1KF		24.3384-1734.7 220546	TRW Ø 38 - Halter
			→	☐; +PR 1KE;1KW		24.3437-1701.7 220761	TRW Ø 43 - Halter
			→	☐; +PR 1KE;1KW		24.3437-1702.7 220762	TRW Ø 43 - Halter
4.0 W8 4motion	202	09/01→09/04	→	☐; +PR 1KD;1KF		24.3384-1733.5 240820	TRW Ø 38 - Halter
			→	☐; +PR 1KD;1KF		24.3384-1734.7 220546	TRW Ø 38 - Halter
			→	☐; +PR 1KE;1KW		24.3437-1701.7 220761	TRW Ø 43 - Halter
			→	☐; +PR 1KE;1KW		24.3437-1702.7 220762	TRW Ø 43 - Halter
<b>Halter, Bremssattel</b>							
1.6	75	11/00→05/05	←	3B-X-124108→; +PR 1LB,1LE,1ZC	2	11.8170-0306.1 260102	ATE
1.8 T	125	02/01→05/05					
1.8 T 20V	110	11/00→05/05					
1.8 T 4motion	125	03/01→05/05					
1.9 TDI	74	11/00→05/05	←	+PR 1LB,1LE,1ZC	2	11.8170-0306.1 260102	ATE
1.9 TDI	96	11/00→05/05					
1.9 TDI 4motion	96	11/00→05/05					
2.0	85	11/00→05/05					
2.0 4motion	85	11/00→05/05					
2.0	96	11/01→05/05	←	05/02→; +PR 1LB,1LE,1ZC	2	11.8170-0306.1 260102	ATE
2.0 TDI	100	12/03→05/05	←	+PR 1LT	2	11.0230-0451.1 260130	ATE
			←	+PR 1LB,1LE,1ZC	2	11.8170-0306.1 260102	ATE
2.3 V5	125	11/00→05/05	←	+PR 1LT	2	11.0230-0451.1 260130	ATE
2.3 V5 4motion	125	11/00→05/05					
2.5 TDI	110	11/00→05/05					
2.5 TDI	120	05/03→05/05					
2.5 TDI 4motion	110	11/00→05/05					
2.5 TDI 4motion	132	01/03→05/05					
2.8	142	05/02→05/03					
2.8 4motion	142	11/00→05/05					
<b>Feder, Bremssattel</b>							
1.6	75	11/00→05/05	←	3B-X-124108→; +PR 1LB,1LE,1ZC	2	11.8116-0143.1 390513	ATE
1.8 T	125	02/01→05/05					
1.8 T 20V	110	11/00→05/05	←	→ 3B-X-124107; +PR 1LB,1LE,1ZC	2	11.8116-0143.1 390513	ATE
1.8 T 4motion	125	03/01→05/05					
1.9 TDI	74	11/00→05/05	←	+PR 1LB,1LE,1ZC	2	11.8116-0143.1 390513	ATE
1.9 TDI	96	11/00→05/05					
1.9 TDI 4motion	96	11/00→05/05					
2.0	85	11/00→05/05					
2.0 4motion	85	11/00→05/05					
2.0	96	11/01→05/05	←	05/02→; +PR 1LB,1LE,1ZC	2	11.8116-0143.1 390513	ATE
2.0 TDI	100	12/03→05/05	←	+PR 1LB,1LE,1ZC	2	11.8116-0143.1 390513	ATE
			←	+PR 1LT	2	11.8116-0143.1 390513	ATE
2.3 V5	125	11/00→05/05	←	→ 3B-X-124107; +PR 1LB,1LE,1ZC	2	11.8116-0143.1 390513	ATE
2.3 V5 4motion	125	11/00→05/05					
2.8	142	05/02→05/03	←	+PR 1LT	2	11.8116-0143.1 390513	ATE
2.8 4motion	142	11/00→05/05					
2.5 TDI	110	11/00→05/05	←	+PR 1LT	2	11.8116-0143.1 390513	ATE
2.5 TDI	120	05/03→05/05					
2.5 TDI 4motion	110	11/00→05/05					
2.5 TDI 4motion	132	01/03→05/05					
4.0 W8 4motion	202	09/01→09/04		+PR 1ZF,1ZG	2	11.8116-0260.1 390597	ATE
<b>Führungshülzensatz, Bremssattel</b>							
1.6	75	11/00→05/05	←	→ 3B-X-124107; +PR 1LB,1LE,1ZC		11.0101-5409.2 260035	ATE
1.8 T	125	02/01→05/05					
1.8 T 20V	110	11/00→05/05	←	3B-X-124108→; +PR 1LB,1LE,1ZC		11.0101-5409.2 260035	ATE
1.8 T 4motion	125	03/01→05/05					
1.9 TDI	74	11/00→05/05	←	+PR 1LB,1LE,1ZC		11.0101-5409.2 260035	ATE
1.9 TDI	96	11/00→05/05					
1.9 TDI 4motion	96	11/00→05/05					
2.0	85	11/00→05/05					
2.0 4motion	85	11/00→05/05					
2.0	96	11/01→05/05	←	05/02→; +PR 1LB,1LE,1ZC		11.0101-5409.2 260035	ATE
2.0 TDI	100	12/03→05/05	←	+PR 1LB,1LE,1ZC		11.0101-5409.2 260035	ATE
			←	+PR 1LT		11.0101-5409.2 260035	ATE
2.3 V5	125	11/00→05/05	←	→ 3B-X-124107; +PR 1LB,1LE,1ZC		11.0101-5409.2 260035	ATE
↓							

	kw			 	! #		
<b>VW - PASSAT (3B3) 11/00→05/05</b>							
<b>Führungshülzensatz, Bremsattel</b>							
2.3 V5 4motion 2.8 2.8 4motion	125 142 142	11/00→05/05 05/02→05/03 11/00→05/05	←	+PR 1LT		11.0101-5409.2 260035	ATE
2.5 TDI 2.5 TDI 2.5 TDI 4motion 2.5 TDI 4motion	110 120 110 132	11/00→05/05 05/03→05/05 11/00→05/05 01/03→05/05	←	+PR 1LT		11.0101-5409.2 260035	ATE
<b>Führungsbolzen, Bremsattel</b>							
1.6 1.8 T 1.8 T 20V 1.8 T 4motion	75 125 110 125	11/00→05/05 02/01→05/05 11/00→05/05 03/01→05/05	←	→ 3B-X-124107; +PR 1LB,1LE,1ZC 3B-X-124108→; +PR 1LB,1LE,1ZC		11.8171-0008.1 990049	ATE
1.9 TDI 1.9 TDI 1.9 TDI 4motion 2.0 2.0 4motion	74 96 96 85 85	11/00→05/05 11/00→05/05 11/00→05/05 11/00→05/05 11/00→05/05	←	+PR 1LB,1LE,1ZC		11.8171-0008.1 990049	ATE
2.0 2.0 TDI	96 100	11/01→05/05 12/03→05/05	←	05/02→; +PR 1LB,1LE,1ZC +PR 1LT		11.8171-0008.1 990049	ATE
			←	+PR 1LB,1LE,1ZC		11.8171-0008.1 990049	ATE
2.3 V5 2.3 V5 4motion 2.8 2.8 4motion	125 125 142 142	11/00→05/05 11/00→05/05 05/02→05/03 11/00→05/05	←	+PR 1LT → 3B-X-124107; +PR 1LB,1LE,1ZC		11.8171-0008.1 990049	ATE
2.5 TDI 2.5 TDI 2.5 TDI 4motion 2.5 TDI 4motion	110 120 110 132	11/00→05/05 05/03→05/05 11/00→05/05 01/03→05/05		+PR 1LT		11.8171-0008.1 990049	ATE
4.0 W8 4motion	202	09/01→09/04		+PR 1ZF,1ZG		11.8171-0008.1 990049	ATE
<b>Dichtungssatz, Bremsattel</b>							
1.6 1.8 T 1.8 T 20V 1.8 T 4motion	75 125 110 125	11/00→05/05 02/01→05/05 11/00→05/05 03/01→05/05	←	3B-X-124108→; +PR 1LB,1LE,1ZC → 3B-X-124107; +PR 1LB,1LE,1ZC		11.0441-5704.2 250034	ATE
1.9 TDI 1.9 TDI 1.9 TDI 4motion 2.0 2.0 4motion	74 96 96 85 85	11/00→05/05 11/00→05/05 11/00→05/05 11/00→05/05 11/00→05/05	←	+PR 1LB,1LE,1ZC		11.0441-5704.2 250034	ATE
2.0 2.0 TDI	96 100	11/01→05/05 12/03→05/05	←	05/02→; +PR 1LB,1LE,1ZC +PR 1LB,1LE,1ZC		11.0441-5704.2 250034	ATE
			←	+PR 1LT		11.0441-5704.2 250034	ATE
2.3 V5 2.3 V5 4motion 2.8 2.8 4motion	125 125 142 142	11/00→05/05 11/00→05/05 05/02→05/03 11/00→05/05	←	→ 3B-X-124107; +PR 1LB,1LE,1ZC +PR 1LT		11.0441-5704.2 250034	ATE
2.5 TDI 2.5 TDI 2.5 TDI 4motion 2.5 TDI 4motion	110 120 110 132	11/00→05/05 05/03→05/05 11/00→05/05 01/03→05/05	←	+PR 1LT		11.0441-5704.2 250034	ATE
<b>Bremsschlauch</b>							
1.6 1.8 T 1.8 T 20V 1.9 TDI 1.9 TDI 2.0 2.0 TDI 2.3 V5 2.5 TDI 2.5 TDI 2.8	75 125 110 74 96 85 100 125 110 120 142	11/00→05/05 02/01→05/05 11/00→05/05 11/00→05/05 11/00→05/05 11/00→05/05 12/03→05/05 11/00→05/05 11/00→05/05 05/03→05/05 05/02→05/03	←		2	83.7813-0295.3 330799	L= 295
			→	☐ / am Bremsattel		24.1253-0030.3 331126	L= 184 mit Rohrleitung
			→	☐ / am Bremsattel		24.1253-0040.3 331127	L= 190 mit Rohrleitung
			→		2	24.5237-0183.3 331454	L= 182,4
			→	am Bremsattel	2	24.5243-0190.3 330678	L= 190
1.9 TDI 4motion 2.0 4motion	96 85	11/00→05/05 11/00→05/05	←		2	83.7813-0295.3 330799	L= 295
			→		2	24.5243-0310.3 330755	L= 310
2.0	96	11/01→05/05	←	05/02→	2	83.7813-0295.3 330799	L= 295
			→	☐ / am Bremsattel; 05/02→		24.1253-0030.3 331126	L= 184 mit Rohrleitung
			→	☐ / am Bremsattel; 05/02→		24.1253-0040.3 331127	L= 190 mit Rohrleitung
			→	05/02→	2	24.5237-0183.3 331454	L= 182,4
			→	am Bremsattel; 05/02→	2	24.5243-0190.3 330678	L= 190
2.3 V5 4motion 2.5 TDI 4motion	125 110	11/00→05/05 11/00→05/05	←		2	83.7813-0295.3 330799	L= 295

	kw			 	! #		
<b>VW - PASSAT (3B3) 11/00→05/05</b>							
 <b>Bremsschlauch</b>							
2.5 TDI 4motion	132	01/03→05/05	➔		2	24.5142-0290.3 330950	L= 290
2.8 4motion	142	11/00→05/05					
4.0 W8 4motion	202	09/01→09/04	➔		2	24.5237-0360.3 331212	L= 360
<b>VW - PASSAT (3C2) 03/05→11/10</b>							
 <b>Bremssattel</b>							
1.4 TSI	90	05/07→07/10	➔	☐; 10/07→; +PR 1LJ,1LH,1ZG,1ZM		11.9541-9553.2 220563	ATE Ø 54 - Halter
1.8 TSI	118	05/07→07/10	➔	☐; 10/07→; +PR 1LJ,1LH,1ZG,1ZM		11.9541-9554.2 220564	ATE Ø 54 - Halter
			➔	☐; 10/07→; +PR 1LK,1LM		11.9576-9995.2 220651	ATE Ø 57 - Halter
			➔	☐; 10/07→; +PR 1LK,1LM		11.9576-9996.2 220652	ATE Ø 57 - Halter
			➔	☐; 10/07→; +PR 1KU		24.6238-1705.7 220939	TRW Ø 38 - Halter + eFSB
			➔	☐; 10/07→; +PR 1KU		24.6238-1706.7 220940	TRW Ø 38 - Halter + eFSB
			➔	☐; 10/07→; +PR 1KW		24.6241-1709.7 221021	TRW Ø 41 + EMot / - Halter + FSB
			➔	☐; 10/07→; +PR 1KW		24.6241-1710.7 221022	TRW Ø 41 + EMot / - Halter + FSB
			➔	☐; 10/07→; +PR 2EA		24.6241-1711.5 240713	TRW Ø 41 + EMot / - Halter + FSB
			➔	☐; 10/07→; +PR 2EA		24.6241-1712.5 240714	TRW Ø 41 + EMot / - Halter + FSB
1.4 TSI EcoFuel	110	01/09→07/10	➔	☐; +PR 1LJ,1LH,1ZG,1ZM		11.9541-9553.2 220563	ATE Ø 54 - Halter
1.6 TDI	77	08/09→07/10	➔	☐; +PR 1LJ,1LH,1ZG,1ZM		11.9541-9554.2 220564	ATE Ø 54 - Halter
1.8 TSI	112	11/09→07/10	➔	☐; +PR 1LJ,1LH,1ZG,1ZM		11.9541-9554.2 220564	ATE Ø 54 - Halter
2.0 FSI	125	08/07→07/10	➔	☐; +PR 1LK,1LM		11.9576-9995.2 220651	ATE Ø 57 - Halter
2.0 TDI	81	11/08→07/10	➔	☐; +PR 1LK,1LM		11.9576-9996.2 220652	ATE Ø 57 - Halter
2.0 TDI 4motion	125	05/09→07/10	➔	☐; +PR 1LK,1LM		11.9576-9996.2 220652	ATE Ø 57 - Halter
			➔	☐; +PR 1KU		24.6238-1705.7 220939	TRW Ø 38 - Halter + eFSB
			➔	☐; +PR 1KU		24.6238-1706.7 220940	TRW Ø 38 - Halter + eFSB
			➔	☐; +PR 1KW		24.6241-1709.7 221021	TRW Ø 41 + EMot / - Halter + FSB
			➔	☐; +PR 1KW		24.6241-1710.7 221022	TRW Ø 41 + EMot / - Halter + FSB
			➔	☐; +PR 2EA		24.6241-1711.5 240713	TRW Ø 41 + EMot / - Halter + FSB
			➔	☐; +PR 2EA		24.6241-1712.5 240714	TRW Ø 41 + EMot / - Halter + FSB
1.6	75	05/05→07/10	➔	☐; +PR 1LJ,1LH,1ZG,1ZM		11.9541-9553.2 220563	ATE Ø 54 - Halter
1.6 FSI	85	03/05→06/08	➔	☐; +PR 1LJ,1LH,1ZG,1ZM		11.9541-9554.2 220564	ATE Ø 54 - Halter
1.9 TDI	77	03/05→11/08	➔	☐; +PR 1LJ,1LH,1ZG,1ZM		11.9541-9554.2 220564	ATE Ø 54 - Halter
2.0 FSI	110	03/05→07/10	➔	☐; +PR 1LK,1LM		11.9576-9995.2 220651	ATE Ø 57 - Halter
2.0 FSI	147	07/05→07/10	➔	☐; +PR 1LK,1LM		11.9576-9996.2 220652	ATE Ø 57 - Halter
2.0 FSI 4motion	110	09/05→07/10	➔	☐; +PR 1LK,1LM		11.9576-9996.2 220652	ATE Ø 57 - Halter
2.0 TDI	88	11/05→05/07	➔	☐; +PR 1KU; → 04/07		24.6238-1701.7 220819	TRW Ø 38 - Halter + eFSB
2.0 TDI	103	03/05→05/09	➔	☐; +PR 1KU; → 04/07		24.6238-1702.7 220820	TRW Ø 38 - Halter + eFSB
2.0 TDI	125	08/05→07/10	➔	☐; +PR 1KU; → 04/07		24.6238-1702.7 220820	TRW Ø 38 - Halter + eFSB
2.0 TDI 4motion	103	03/05→05/09	➔	☐; 05/07→; +PR 1KU		24.6238-1705.7 220939	TRW Ø 38 - Halter + eFSB
3.2 FSI 4motion	184	11/05→07/10	➔	☐; 05/07→; +PR 1KU		24.6238-1705.7 220939	TRW Ø 38 - Halter + eFSB
3.6 R36 4motion	220	04/07→07/10	➔	☐; 05/07→; +PR 1KU		24.6238-1706.7 220940	TRW Ø 38 - Halter + eFSB
			➔	☐; +PR 2EA,2EL; → 04/07		24.6241-1705.7 220941	TRW Ø 41 + EMot / - Halter + FSB
			➔	☐; +PR 2EA,2EL; → 04/07		24.6241-1706.7 220942	TRW Ø 41 + EMot / - Halter + FSB
			➔	☐; 05/07→; +PR 1KW		24.6241-1709.7 221021	TRW Ø 41 + EMot / - Halter + FSB
			➔	☐; 05/07→; +PR 1KW		24.6241-1710.7 221022	TRW Ø 41 + EMot / - Halter + FSB
			➔	☐; 05/07→; +PR 2EA		24.6241-1711.5 240713	TRW Ø 41 + EMot / - Halter + FSB
			➔	☐; 05/07→; +PR 2EA		24.6241-1712.5 240714	TRW Ø 41 + EMot / - Halter + FSB
2.0 BlueTDI	105	01/09→11/10	➔	☐; +PR 1LJ,1LH,1ZG,1ZM; → 07/10		11.9541-9553.2 220563	ATE Ø 54 - Halter
			➔	☐; +PR 1LJ,1LH,1ZG,1ZM; → 07/10		11.9541-9554.2 220564	ATE Ø 54 - Halter
			➔	☐; +PR 1LK,1LM; → 07/10		11.9576-9995.2 220651	ATE Ø 57 - Halter
			➔	☐; +PR 1LK,1LM; → 07/10		11.9576-9996.2 220652	ATE Ø 57 - Halter
			➔	☐; +PR 1KU; → 07/10		24.6238-1705.7 220939	TRW Ø 38 - Halter + eFSB
			➔	☐; +PR 1KU; → 07/10		24.6238-1706.7 220940	TRW Ø 38 - Halter + eFSB

	kw			 	! #			
<b>VW - PASSAT (3C2) 03/05→11/10</b>								
 <b>Bremssattel</b>								
2.0 BlueTDI	105	01/09→11/10	➡	☐; +PR 1KW; → 07/10		24.6241-1709.7	221021	TRW Ø 41 + EMot / - Halter + FSB
			➡	☐; +PR 1KW; → 07/10		24.6241-1710.7	221022	TRW Ø 41 + EMot / - Halter + FSB
			➡	☐; +PR 2EA; → 07/10		24.6241-1711.5	240713	TRW Ø 41 + EMot / - Halter + FSB
			➡	☐; +PR 2EA; → 07/10		24.6241-1712.5	240714	TRW Ø 41 + EMot / - Halter + FSB
2.0 TDI	90	08/05→07/06	←	☐; +PR 1LJ,1LH,1ZG,1ZM		11.9541-9553.2	220563	ATE Ø 54 - Halter
			←	☐; +PR 1LJ,1LH,1ZG,1ZM		11.9541-9554.2	220564	ATE Ø 54 - Halter
			←	☐; +PR 1LK,1LM		11.9576-9995.2	220651	ATE Ø 57 - Halter
			←	☐; +PR 1LK,1LM		11.9576-9996.2	220652	ATE Ø 57 - Halter
			➡	☐; +PR 1KU		24.6238-1701.7	220819	TRW Ø 38 - Halter + eFSB
			➡	☐; +PR 1KU		24.6238-1702.7	220820	TRW Ø 38 - Halter + eFSB
			➡	☐; +PR 2EA,2EL		24.6241-1705.7	220941	TRW Ø 41 + EMot / - Halter + FSB
			➡	☐; +PR 2EA,2EL		24.6241-1706.7	220942	TRW Ø 41 + EMot / - Halter + FSB
2.0 TDI 2.0 TDI 16V 4motion	100	03/05→11/10	←	☐; +PR 1LJ,1LH,1ZG,1ZM; → 07/10		11.9541-9553.2	220563	ATE Ø 54 - Halter
	103	03/05→08/10	←	☐; +PR 1LJ,1LH,1ZG,1ZM; → 07/10		11.9541-9554.2	220564	ATE Ø 54 - Halter
			←	☐; +PR 1LK,1LM; → 07/10		11.9576-9995.2	220651	ATE Ø 57 - Halter
			←	☐; +PR 1LK,1LM; → 07/10		11.9576-9996.2	220652	ATE Ø 57 - Halter
			➡	☐; +PR 1KU; → 04/07		24.6238-1701.7	220819	TRW Ø 38 - Halter + eFSB
			➡	☐; +PR 1KU; → 04/07		24.6238-1702.7	220820	TRW Ø 38 - Halter + eFSB
			➡	☐; 05/07→ 07/10; +PR 1KU		24.6238-1705.7	220939	TRW Ø 38 - Halter + eFSB
			➡	☐; 05/07→ 07/10; +PR 1KU		24.6238-1706.7	220940	TRW Ø 38 - Halter + eFSB
			➡	☐; +PR 2EA,2EL; → 04/07		24.6241-1705.7	220941	TRW Ø 41 + EMot / - Halter + FSB
			➡	☐; +PR 2EA,2EL; → 04/07		24.6241-1706.7	220942	TRW Ø 41 + EMot / - Halter + FSB
			➡	☐; 05/07→ 07/10; +PR 1KW		24.6241-1709.7	221021	TRW Ø 41 + EMot / - Halter + FSB
			➡	☐; 05/07→ 07/10; +PR 1KW		24.6241-1710.7	221022	TRW Ø 41 + EMot / - Halter + FSB
			➡	☐; 05/07→ 07/10; +PR 2EA		24.6241-1711.5	240713	TRW Ø 41 + EMot / - Halter + FSB
			➡	☐; 05/07→ 07/10; +PR 2EA		24.6241-1712.5	240714	TRW Ø 41 + EMot / - Halter + FSB
2.0 TDI	120	08/05→05/09	←	☐; +PR 1LJ,1LH,1ZG,1ZM		11.9541-9553.2	220563	ATE Ø 54 - Halter
			←	☐; +PR 1LJ,1LH,1ZG,1ZM		11.9541-9554.2	220564	ATE Ø 54 - Halter
			←	☐; +PR 1LK,1LM		11.9576-9995.2	220651	ATE Ø 57 - Halter
			←	☐; +PR 1LK,1LM		11.9576-9996.2	220652	ATE Ø 57 - Halter
			➡	☐; +PR 1KU; → 04/07		24.6238-1701.7	220819	TRW Ø 38 - Halter + eFSB
			➡	☐; +PR 1KU; → 04/07		24.6238-1702.7	220820	TRW Ø 38 - Halter + eFSB
			➡	☐; 05/07→; +PR 1KU		24.6238-1705.7	220939	TRW Ø 38 - Halter + eFSB
			➡	☐; 05/07→; +PR 1KU		24.6238-1706.7	220940	TRW Ø 38 - Halter + eFSB
			➡	☐; +PR 2EA,2EL; → 04/07		24.6241-1705.7	220941	TRW Ø 41 + EMot / - Halter + FSB
			➡	☐; +PR 2EA,2EL; → 04/07		24.6241-1706.7	220942	TRW Ø 41 + EMot / - Halter + FSB
			➡	☐; +PR 1KW		24.6241-1709.7	221021	TRW Ø 41 + EMot / - Halter + FSB
			➡	☐; +PR 1KW		24.6241-1710.7	221022	TRW Ø 41 + EMot / - Halter + FSB
			➡	☐; +PR 2EA		24.6241-1711.5	240713	TRW Ø 41 + EMot / - Halter + FSB
			➡	☐; +PR 2EA		24.6241-1712.5	240714	TRW Ø 41 + EMot / - Halter + FSB
2.0 TDI 16V	103	03/05→07/10	←	☐; +PR 1LJ,1LH,1ZG,1ZM		11.9541-9553.2	220563	ATE Ø 54 - Halter
			←	☐; +PR 1LJ,1LH,1ZG,1ZM		11.9541-9554.2	220564	ATE Ø 54 - Halter
			←	☐; +PR 1LK,1LM		11.9576-9995.2	220651	ATE Ø 57 - Halter
↓								

	kw			 	! #			
<b>VW - PASSAT (3C2) 03/05→11/10</b>								
<b>Bremssattel</b>								
2.0 TDI 16V	103	03/05→07/10	←	☐; +PR 1LK,1LM		11.9576-9996.2	220652	ATE Ø 57 - Halter
			→	☐; +PR 1KU; → 04/07		24.6238-1701.7	220819	TRW Ø 38 - Halter + eFSB
			→	☐; +PR 1KU; → 04/07		24.6238-1702.7	220820	TRW Ø 38 - Halter + eFSB
			→	☐; +PR 1KU		24.6238-1705.7	220939	TRW Ø 38 - Halter + eFSB
			→	☐; +PR 1KU		24.6238-1706.7	220940	TRW Ø 38 - Halter + eFSB
			→	☐; +PR 2EA,2EL; → 04/07		24.6241-1705.7	220941	TRW Ø 41 + EMot / - Halter + FSB
			→	☐; +PR 2EA,2EL; → 04/07		24.6241-1706.7	220942	TRW Ø 41 + EMot / - Halter + FSB
			→	☐; +PR 1KW		24.6241-1709.7	221021	TRW Ø 41 + EMot / - Halter + FSB
			→	☐; +PR 1KW		24.6241-1710.7	221022	TRW Ø 41 + EMot / - Halter + FSB
			→	☐; +PR 2EA		24.6241-1711.5	240713	TRW Ø 41 + EMot / - Halter + FSB
			→	☐; +PR 2EA		24.6241-1712.5	240714	TRW Ø 41 + EMot / - Halter + FSB
<b>Feder, Bremssattel</b>								
1.4 TSI	90	05/07→07/10	←	10/07→; +PR 1LJ,1LH,1ZG,1ZM	2	11.8116-0351.1	390538	ATE
1.8 TSI	118	05/07→07/10	←	10/07→; +PR 1LK,1LM	2	11.8116-0410.2	390589	ATE
1.4 TSI EcoFuel	110	01/09→07/10	←	+PR 1LJ,1LH,1ZG,1ZM	2	11.8116-0351.1	390538	ATE
1.6	75	05/05→07/10	←	+PR 1LK,1LM	2	11.8116-0410.2	390589	ATE
1.6 FSI	85	03/05→06/08						
1.6 TDI	77	08/09→07/10						
1.8 TSI	112	11/09→07/10						
1.9 TDI	77	03/05→11/08						
2.0 FSI	110	03/05→07/10						
2.0 FSI	125	08/07→07/10						
2.0 FSI	147	07/05→07/10						
2.0 FSI 4motion	110	09/05→07/10						
2.0 TDI	81	11/08→07/10						
2.0 TDI	88	11/05→05/07						
2.0 TDI	90	08/05→07/06						
2.0 TDI	103	03/05→05/09						
2.0 TDI	120	08/05→05/09						
2.0 TDI	125	08/05→07/10						
2.0 TDI 16V	103	03/05→07/10	←	+PR 1LJ,1LH,1ZG,1ZM; → 07/10	2	11.8116-0351.1	390538	ATE
2.0 TDI	100	03/05→11/10	←	+PR 1LK,1LM; → 07/10	2	11.8116-0410.2	390589	ATE
2.0 TDI 16V 4motion	103	03/05→08/10						
<b>Führungshülzensatz, Bremssattel</b>								
1.4 TSI	90	05/07→07/10	←	10/07→; +PR 1LJ,1LH,1ZG,1ZM		11.0101-5409.2	260035	ATE
1.8 TSI	118	05/07→07/10	←	10/07→; +PR 1LK,1LM		11.0101-5409.2	260035	ATE
1.4 TSI EcoFuel	110	01/09→07/10	←	+PR 1LK,1LM		11.0101-5409.2	260035	ATE
1.6	75	05/05→07/10	←	+PR 1LJ,1LH,1ZG,1ZM		11.0101-5409.2	260035	ATE
1.6 FSI	85	03/05→06/08						
1.6 TDI	77	08/09→07/10						
1.8 TSI	112	11/09→07/10						
1.9 TDI	77	03/05→11/08						
2.0 FSI	110	03/05→07/10						
2.0 FSI	125	08/07→07/10						
2.0 FSI	147	07/05→07/10						
2.0 FSI 4motion	110	09/05→07/10						
2.0 TDI	81	11/08→07/10						
2.0 TDI	88	11/05→05/07						
2.0 TDI	90	08/05→07/06						
2.0 TDI	103	03/05→05/09						
2.0 TDI	120	08/05→05/09						
2.0 TDI	125	08/05→07/10						
2.0 TDI 16V	103	03/05→07/10	←	+PR 1LJ,1LH,1ZG,1ZM; → 07/10		11.0101-5409.2	260035	ATE
2.0 TDI	100	03/05→11/10	←	+PR 1LK,1LM; → 07/10		11.0101-5409.2	260035	ATE
2.0 TDI 16V 4motion	103	03/05→08/10						
↓								





### VW - PASSAT (3C2) 03/05→11/10

#### Führungsbolzen, Bremsattel

1.4 TSI	90	05/07→07/10		10/07→; +PR 1LJ,1LH,1ZG,1ZM		11.8171-0008.1	990049	ATE
1.8 TSI	118	05/07→07/10		10/07→; +PR 1LK,1LM		11.8171-0008.1	990049	ATE
1.4 TSI EcoFuel	110	01/09→07/10		+PR 1LJ,1LH,1ZG,1ZM		11.8171-0008.1	990049	ATE
1.6	75	05/05→07/10				11.8171-0008.1	990049	ATE
1.6 FSI	85	03/05→06/08						
1.6 TDI	77	08/09→07/10						
1.8 TSI	112	11/09→07/10						
1.9 TDI	77	03/05→11/08						
2.0 FSI	110	03/05→07/10						
2.0 FSI	125	08/07→07/10						
2.0 FSI	147	07/05→07/10						
2.0 FSI 4motion	110	09/05→07/10						
2.0 TDI	81	11/08→07/10						
2.0 TDI	88	11/05→05/07						
2.0 TDI	90	08/05→07/06						
2.0 TDI	103	03/05→05/09						
2.0 TDI	120	08/05→05/09						
2.0 TDI	125	08/05→07/10						
2.0 TDI 16V	103	03/05→07/10						
2.0 TDI 4motion	103	03/05→05/09						
2.0 TDI 4motion	125	05/09→07/10						
3.2 FSI 4motion	184	11/05→07/10						
3.6 R36 4motion	220	04/07→07/10						
2.0 BlueTDI	105	01/09→11/10		+PR 1LK,1LM; → 07/10		11.8171-0008.1	990049	ATE
2.0 TDI	100	03/05→11/10						
2.0 TDI 16V 4motion	103	03/05→08/10		+PR 1LJ,1LH,1ZG,1ZM; → 07/10		11.8171-0008.1	990049	ATE








#### Bremsschlauch

1.4 TSI	90	05/07→07/10	←	10/07→; +PR 1LJ;1LH;1ZG	2	83.7247-0603.3	330899	L= 603
1.8 TSI	118	05/07→07/10	←	10/07→; +PR 1LK	2	83.7249-0536.3	330900	L= 536
			→	10/07→	2	24.5204-0233.3	331430	L= 233
1.4 TSI EcoFuel	110	01/09→07/10	←	+PR 1LJ;1LH;1ZG	2	83.7247-0603.3	330899	L= 603
1.6	75	05/05→07/10	←			83.7249-0536.3	330900	L= 536
1.6 FSI	85	03/05→06/08	←					
1.9 TDI	77	03/05→11/08	→					
2.0 FSI	110	03/05→07/10						
2.0 FSI	125	08/07→07/10						
2.0 FSI	147	07/05→07/10						
2.0 FSI 4motion	110	09/05→07/10						
2.0 TDI	81	11/08→07/10						
2.0 TDI	88	11/05→05/07						
2.0 TDI	90	08/05→07/06						
2.0 TDI	103	03/05→05/09						
2.0 TDI	120	08/05→05/09						
2.0 TDI	125	08/05→07/10						
2.0 TDI 4motion	103	03/05→05/09						
3.2 FSI 4motion	184	11/05→07/10						
3.6 R36 4motion	220	04/07→07/10						
1.6 TDI	77	08/09→07/10	←	+PR 1LJ,1LH,1ZG	2	83.7247-0603.3	330899	L= 603
1.8 TSI	112	11/09→07/10	←	+PR 1LK	2	83.7249-0536.3	330900	L= 536
2.0 TDI 16V	103	03/05→07/10	→		2	24.5204-0233.3	331430	L= 233
2.0 TDI 4motion	125	05/09→07/10						
2.0 BlueTDI	105	01/09→11/10	←	→ 07/10; +PR 1LJ;1LH;1ZG	2	83.7247-0603.3	330899	L= 603
2.0 TDI	100	03/05→11/10	←	→ 07/10; +PR 1LK	2	83.7249-0536.3	330900	L= 536
2.0 TDI 16V 4motion	103	03/05→08/10	→	→ 07/10	2	24.5204-0233.3	331430	L= 233











### VW - PASSAT (3G2) 08/14→










#### Bremsattel

1.4 GTE Hybrid	115	06/15→	←	☐; +PR 1LA		24.3601-1727.5	240786	TRW Ø 60 - Halter
1.4 TSI	92	11/14→	←	☐; +PR 1LA		24.3601-1728.5	240787	TRW Ø 60 - Halter
1.4 TSI	110	11/14→						
1.4 TSI 4motion	110	02/15→						
1.8 TSI	132	02/15→						
2.0 TDI	110	11/14→						
2.0 TDI	135	07/15→						
2.0 TDI	140	11/14→						
2.0 TDI 4motion	110	02/15→						
2.0 TDI 4motion	140	11/14→						
2.0 TSI 4motion	206	05/15→						
1.6 TDI	88	08/14→	←		☐; 11/14→; +PR 1LA			
2.0 TDI 4motion	176	08/14→	←	☐; 11/14→; +PR 1LA		24.3601-1728.5	240787	TRW Ø 60 - Halter
2.0 TSI	162	02/15→	←	☐; 05/15→; +PR 1LA		24.3601-1727.5	240786	TRW Ø 60 - Halter
			←	☐; 05/15→; +PR 1LA		24.3601-1728.5	240787	TRW Ø 60 - Halter








	kw			 	! #		
<b>VW - PASSAT (362) 08/10→12/14</b>							
<b>Bremssattel</b>							
1.4 TSI	90	08/10→12/14	←	☐; → 10/14; +PR 1ZM,1ZG		11.9541-9553.2 220563	ATE Ø 54 - Halter
1.4 TSI	118	11/12→12/14	←	☐; → 10/14; +PR 1ZM,1ZG		11.9541-9554.2 220564	ATE Ø 54 - Halter
1.4 TSI EcoFuel	110	08/10→12/14	←	☐; → 10/14; +PR 1ZM,1ZG		24.3601-1727.5 240786	TRW Ø 60 - Halter
1.4 TSI MultiFuel	118	11/10→12/14	←	☐; → 10/14; +PR 1LA,1LB		24.3601-1728.5 240787	TRW Ø 60 - Halter
1.6 TDI	77	08/10→12/14	←	☐; → 10/14; +PR 1LA,1LB		24.6241-1709.7 221021	TRW Ø 41 + EMot / - Halter + FSB
1.8 TSI	112	02/11→12/14	←	☐; → 10/14; +PR 1KW		24.6241-1710.7 221022	TRW Ø 41 + EMot / - Halter + FSB
1.8 TSI	118	08/10→12/14	←	☐; → 10/14; +PR 1KW		24.6241-1711.5 240713	TRW Ø 41 + EMot / - Halter + FSB
2.0 TDI	100	08/10→12/14	→	☐; → 10/14; +PR 2EA		24.6241-1712.5 240714	TRW Ø 41 + EMot / - Halter + FSB
2.0 TDI	103	08/10→12/14	→	☐; → 10/14; +PR 2EA			
2.0 TDI	125	08/10→12/14	→	☐; → 10/14; +PR 1KW			
2.0 TDI	130	12/12→12/14	→	☐; → 10/14; +PR 1KW			
2.0 TDI 4motion	103	08/10→12/14	→	☐; → 10/14; +PR 2EA			
2.0 TDI 4motion	130	01/13→12/14	→	☐; → 10/14; +PR 2EA			
2.0 TSI	155	11/10→12/14	→	☐; → 10/14; +PR 2EA			
3.6 FSI 4motion	220	01/11→12/14	→	☐; → 10/14; +PR 2EA			
2.0 TDI 4motion	125	08/10→01/13	←	☐; +PR 1ZM,1ZG		11.9541-9553.2 220563	ATE Ø 54 - Halter
			←	☐; +PR 1ZM,1ZG		11.9541-9554.2 220564	ATE Ø 54 - Halter
			←	☐; +PR 1LA,1LB		24.3601-1727.5 240786	TRW Ø 60 - Halter
			←	☐; +PR 1LA,1LB		24.3601-1728.5 240787	TRW Ø 60 - Halter
			→	☐; +PR 1KW		24.6241-1709.7 221021	TRW Ø 41 + EMot / - Halter + FSB
			→	☐; +PR 1KW		24.6241-1710.7 221022	TRW Ø 41 + EMot / - Halter + FSB
			→	☐; +PR 2EA		24.6241-1711.5 240713	TRW Ø 41 + EMot / - Halter + FSB
			→	☐; +PR 2EA		24.6241-1712.5 240714	TRW Ø 41 + EMot / - Halter + FSB
<b>Feder, Bremssattel</b>							
1.4 TSI	90	08/10→12/14		→ 10/14; +PR 1ZM,1ZG	2	11.8116-0351.1 390538	ATE
1.4 TSI	118	11/12→12/14					
1.4 TSI EcoFuel	110	08/10→12/14					
1.4 TSI MultiFuel	118	11/10→12/14					
1.6 TDI	77	08/10→12/14					
1.8 TSI	112	02/11→12/14					
1.8 TSI	118	08/10→12/14					
2.0 TDI	100	08/10→12/14					
2.0 TDI	103	08/10→12/14					
2.0 TDI	125	08/10→12/14					
2.0 TDI	130	12/12→12/14					
2.0 TDI 4motion	103	08/10→12/14					
2.0 TDI 4motion	130	01/13→12/14					
2.0 TSI	155	11/10→12/14					
3.6 FSI 4motion	220	01/11→12/14					
2.0 TDI 4motion	125	08/10→01/13		+PR 1ZM,1ZG	2	11.8116-0351.1 390538	ATE
<b>Führungshülzensatz, Bremssattel</b>							
1.4 TSI	90	08/10→12/14	←	→ 10/14; +PR 1ZM,1ZG		11.0101-5409.2 260035	ATE
1.4 TSI	118	11/12→12/14					
1.4 TSI EcoFuel	110	08/10→12/14					
1.4 TSI MultiFuel	118	11/10→12/14					
1.6 TDI	77	08/10→12/14					
1.8 TSI	112	02/11→12/14					
1.8 TSI	118	08/10→12/14					
2.0 TDI	100	08/10→12/14					
2.0 TDI	103	08/10→12/14					
2.0 TDI	125	08/10→12/14					
2.0 TDI	130	12/12→12/14					
2.0 TDI 4motion	103	08/10→12/14					
2.0 TDI 4motion	130	01/13→12/14					
2.0 TSI	155	11/10→12/14					
3.6 FSI 4motion	220	01/11→12/14					
2.0 TDI 4motion	125	08/10→01/13	←	+PR 1ZM,1ZG		11.0101-5409.2 260035	ATE
<b>Führungsbolzen, Bremssattel</b>							
1.4 TSI	90	08/10→12/14		→ 10/14; +PR 1ZM,1ZG		11.8171-0008.1 990049	ATE
1.4 TSI	118	11/12→12/14					
1.4 TSI EcoFuel	110	08/10→12/14					
1.4 TSI MultiFuel	118	11/10→12/14					
1.6 TDI	77	08/10→12/14					
1.8 TSI	112	02/11→12/14					
1.8 TSI	118	08/10→12/14					
2.0 TDI	100	08/10→12/14					
2.0 TDI	103	08/10→12/14					
2.0 TDI	125	08/10→12/14					
2.0 TDI	130	12/12→12/14					
2.0 TDI 4motion	103	08/10→12/14					











	kw			 	! #		
<b>VW - PASSAT (362) 08/10→12/14</b>							
<b>Führungsbolzen, Bremsattel</b>							
2.0 TDI 4motion	130	01/13→12/14		→ 10/14; +PR 1ZM,1ZG		11.8171-0008.1 990049	ATE
2.0 TSI	155	11/10→12/14					
3.6 FSI 4motion	220	01/11→12/14					
2.0 TDI 4motion	125	08/10→01/13		+PR 1ZM,1ZG		11.8171-0008.1 990049	ATE
<b> Bremschlauch</b>							
1.4 TSI	90	08/10→12/14	➡	→ 10/14; +PR 1KW	2	24.5143-0257.3 331167	L= 257
1.4 TSI	118	11/12→12/14					
1.4 TSI EcoFuel	110	08/10→12/14	➡	→ 10/14; +PR 2EA	2	24.5204-0233.3 331430	L= 233
1.4 TSI MultiFuel	118	11/10→12/14					
1.6 TDI	77	08/10→12/14					
1.8 TSI	112	02/11→12/14					
1.8 TSI	118	08/10→12/14					
2.0 TDI	100	08/10→12/14					
2.0 TDI	103	08/10→12/14					
2.0 TDI	125	08/10→12/14					
2.0 TDI	130	12/12→12/14					
2.0 TDI 4motion	103	08/10→12/14					
2.0 TDI 4motion	130	01/13→12/14					
2.0 TSI	155	11/10→12/14					
3.6 FSI 4motion	220	01/11→12/14					
2.0 TDI 4motion	125	08/10→01/13	➡	+PR 1KW	2	24.5143-0257.3 331167	L= 257
			➡	+PR 2EA	2	24.5204-0233.3 331430	L= 233
<b>VW - PASSAT ALLTRACK (3G5) 05/15→</b>							
<b> Bremsattel</b>							
1.4 TSI 4motion	110	05/15→	←	☐; +PR 1LA		24.3601-1727.5 240786	TRW Ø 60 - Halter
2.0 TDI 4motion	110	05/15→					
2.0 TDI 4motion	135	07/15→	←	☐; +PR 1LA		24.3601-1728.5 240787	TRW Ø 60 - Halter
2.0 TDI 4motion	140	05/15→					
2.0 TDI 4motion	176	05/15→					
2.0 TSI 4motion	162	07/15→					
<b>VW - PASSAT ALLTRACK (365) 01/12→12/14</b>							
<b> Bremsattel</b>							
1.8 TSI	112	01/12→12/14	←	☐; +PR 1ZM,1ZG		11.9541-9553.2 220563	ATE Ø 54 - Halter
1.8 TSI	118	01/12→12/14					
2.0 TDI	103	01/12→12/14	←	☐; +PR 1ZM,1ZG		11.9541-9554.2 220564	ATE Ø 54 - Halter
2.0 TDI 4motion	103	01/12→12/14	←	☐; +PR 1LA,1LB		24.3601-1727.5 240786	TRW Ø 60 - Halter
2.0 TDI 4motion	125	01/12→12/14					
2.0 TDI 4motion	130	01/13→12/14	←	☐; +PR 1LA,1LB		24.3601-1728.5 240787	TRW Ø 60 - Halter
2.0 TSI 4motion	155	01/12→12/14	➡	☐; +PR 1KW		24.6241-1709.7 221021	TRW Ø 41 + EMot / - Halter + FSB
			➡	☐; +PR 1KW		24.6241-1710.7 221022	TRW Ø 41 + EMot / - Halter + FSB
			➡	☐; +PR 2EA		24.6241-1711.5 240713	TRW Ø 41 + EMot / - Halter + FSB
			➡	☐; +PR 2EA		24.6241-1712.5 240714	TRW Ø 41 + EMot / - Halter + FSB
<b>Feder, Bremsattel</b>							
1.8 TSI	112	01/12→12/14		+PR 1ZM,1ZG	2	11.8116-0351.1 390538	ATE
1.8 TSI	118	01/12→12/14					
2.0 TDI	103	01/12→12/14					
2.0 TDI 4motion	103	01/12→12/14					
2.0 TDI 4motion	125	01/12→12/14					
2.0 TDI 4motion	130	01/13→12/14					
2.0 TSI 4motion	155	01/12→12/14					
<b>Führungshülzensatz, Bremsattel</b>							
1.8 TSI	112	01/12→12/14	←	+PR 1ZM,1ZG		11.0101-5409.2 260035	ATE
1.8 TSI	118	01/12→12/14					
2.0 TDI	103	01/12→12/14					
2.0 TDI 4motion	103	01/12→12/14					
2.0 TDI 4motion	125	01/12→12/14					
2.0 TDI 4motion	130	01/13→12/14					
2.0 TSI 4motion	155	01/12→12/14					
<b>Führungsbolzen, Bremsattel</b>							
1.8 TSI	112	01/12→12/14		+PR 1ZM,1ZG		11.8171-0008.1 990049	ATE
1.8 TSI	118	01/12→12/14					
2.0 TDI	103	01/12→12/14					
2.0 TDI 4motion	103	01/12→12/14					
2.0 TDI 4motion	125	01/12→12/14					
2.0 TDI 4motion	130	01/13→12/14					
2.0 TSI 4motion	155	01/12→12/14					








	kw			 	! #		
<b>VW - PASSAT ALLTRACK (365) 01/12→12/14</b>							
 <b>Bremsschlauch</b>							
1.8 TSI	112	01/12→12/14	➔	+PR 1KW	2	24.5143-0257.3 331167	L= 257
1.8 TSI	118	01/12→12/14	➔	+PR 2EA	2	24.5204-0233.3 331430	L= 233
2.0 TDI	103	01/12→12/14					
2.0 TDI 4motion	103	01/12→12/14					
2.0 TDI 4motion	125	01/12→12/14					
2.0 TDI 4motion	130	01/13→12/14					
2.0 TSI 4motion	155	01/12→12/14					
<b>VW - PASSAT CC (357) 05/08→01/12</b>							
 <b>Bremssattel</b>							
1.4 TSI MultiFuel	118	01/11→01/12	←	☐; → 09/11; +PR 1LH,1ZM,1ZG		11.9541-9553.2 220563	ATE Ø 54 - Halter
1.8 TSI	118	06/08→01/12	←	☐; → 09/11; +PR 1LH,1ZM,1ZG		11.9541-9554.2 220564	ATE Ø 54 - Halter
2.0 TDI	103	06/08→01/12	←	☐; → 09/11; +PR 1LH,1ZM,1ZG		11.9541-9554.2 220564	ATE Ø 54 - Halter
2.0 TDI	125	06/08→01/12	←	☐; → 09/11; +PR 1LK		11.9576-9995.2 220651	ATE Ø 57 - Halter
2.0 TDI 4motion	103	08/09→01/12	←	☐; → 09/11; +PR 1LK		11.9576-9995.2 220651	ATE Ø 57 - Halter
2.0 TDI 4motion	125	11/09→01/12	←	☐; → 09/11; +PR 1LK		11.9576-9996.2 220652	ATE Ø 57 - Halter
2.0 TSI	147	06/08→01/12	←	☐; → 09/11; +PR 1LA,1LB		24.3601-1727.5 240786	TRW Ø 60 - Halter
2.0 TSI	155	11/10→01/12	←	☐; → 09/11; +PR 1LA,1LB		24.3601-1728.5 240787	TRW Ø 60 - Halter
3.6 FSI 4motion	206	06/08→01/12	←	☐; → 09/11; +PR 1LA,1LB		24.3601-1728.5 240787	TRW Ø 60 - Halter
			➔	☐; → 09/11; +PR 1KU		24.6238-1705.7 220939	TRW Ø 38 - Halter + eFSB
			➔	☐; → 09/11; +PR 1KU		24.6238-1706.7 220940	TRW Ø 38 - Halter + eFSB
			➔	☐; → 09/11; +PR 1KW		24.6241-1709.7 221021	TRW Ø 41 + EMot / - Halter + FSB
			➔	☐; → 09/11; +PR 1KW		24.6241-1710.7 221022	TRW Ø 41 + EMot / - Halter + FSB
			➔	☐; → 09/11; +PR 2EA		24.6241-1711.5 240713	TRW Ø 41 + EMot / - Halter + FSB
			➔	☐; → 09/11; +PR 2EA		24.6241-1712.5 240714	TRW Ø 41 + EMot / - Halter + FSB
1.8 TSI	112	11/08→05/10	←	☐; +PR 1LH,1ZM,1ZG		11.9541-9553.2 220563	ATE Ø 54 - Halter
2.0 BlueTDI	105	05/09→11/10	←	☐; +PR 1LH,1ZM,1ZG		11.9541-9554.2 220564	ATE Ø 54 - Halter
2.0 TDI	100	06/08→05/11	←	☐; +PR 1LH,1ZM,1ZG		11.9541-9554.2 220564	ATE Ø 54 - Halter
2.0 TDI	120	05/08→05/11	←	☐; +PR 1LK		11.9576-9995.2 220651	ATE Ø 57 - Halter
3.6 FSI 4motion	220	06/08→05/10	←	☐; +PR 1LK		11.9576-9996.2 220652	ATE Ø 57 - Halter
			←	☐; +PR 1LA,1LB		24.3601-1727.5 240786	TRW Ø 60 - Halter
			←	☐; +PR 1LA,1LB		24.3601-1728.5 240787	TRW Ø 60 - Halter
			➔	☐; +PR 1KU		24.6238-1705.7 220939	TRW Ø 38 - Halter + eFSB
			➔	☐; +PR 1KU		24.6238-1706.7 220940	TRW Ø 38 - Halter + eFSB
			➔	☐; +PR 1KW		24.6241-1709.7 221021	TRW Ø 41 + EMot / - Halter + FSB
			➔	☐; +PR 1KW		24.6241-1710.7 221022	TRW Ø 41 + EMot / - Halter + FSB
			➔	☐; +PR 2EA		24.6241-1711.5 240713	TRW Ø 41 + EMot / - Halter + FSB
			➔	☐; +PR 2EA		24.6241-1712.5 240714	TRW Ø 41 + EMot / - Halter + FSB
<b>Feder, Bremssattel</b>							
1.4 TSI MultiFuel	118	01/11→01/12	←	→ 09/11; +PR 1LH,1ZM,1ZG	2	11.8116-0351.1 390538	ATE
1.8 TSI	118	06/08→01/12	←	→ 09/11; +PR 1LK	2	11.8116-0410.2 390589	ATE
2.0 TDI	103	06/08→01/12					
2.0 TDI	125	06/08→01/12					
2.0 TDI 4motion	103	08/09→01/12					
2.0 TDI 4motion	125	11/09→01/12					
2.0 TSI	147	06/08→01/12					
2.0 TSI	155	11/10→01/12					
3.6 FSI 4motion	206	06/08→01/12					
1.8 TSI	112	11/08→05/10	←	+PR 1LH,1ZM,1ZG	2	11.8116-0351.1 390538	ATE
2.0 BlueTDI	105	05/09→11/10	←	+PR 1LK	2	11.8116-0410.2 390589	ATE
2.0 TDI	100	06/08→05/11					
2.0 TDI	120	05/08→05/11					
3.6 FSI 4motion	220	06/08→05/10					
<b>Führungshülzensatz, Bremssattel</b>							
1.4 TSI MultiFuel	118	01/11→01/12	←	→ 09/11; +PR 1LH,1ZM,1ZG		11.0101-5409.2 260035	ATE
1.8 TSI	118	06/08→01/12	←	→ 09/11; +PR 1LK		11.0101-5409.2 260035	ATE
2.0 TDI	103	06/08→01/12					
2.0 TDI	125	06/08→01/12					
2.0 TDI 4motion	103	08/09→01/12					
2.0 TDI 4motion	125	11/09→01/12					
2.0 TSI	147	06/08→01/12					
2.0 TSI	155	11/10→01/12					
3.6 FSI 4motion	206	06/08→01/12					
↓							










	kw			 	! #		
<b>VW - PASSAT CC (357) 05/08→01/12</b>							
<b>Führungshülzensatz, Bremsattel</b>							
1.8 TSI	112	11/08→05/10	←	+PR 1LH,1ZM,1ZG		11.0101-5409.2 260035	ATE
2.0 BlueTDI	105	05/09→11/10	←	+PR 1LK		11.0101-5409.2 260035	ATE
2.0 TDI	100	06/08→05/11					
2.0 TDI	120	05/08→05/11					
3.6 FSI 4motion	220	06/08→05/10					
<b>Führungsbolzen, Bremsattel</b>							
1.4 TSI MultiFuel	118	01/11→01/12		→ 09/11; +PR 1LH,1ZM,1ZG		11.8171-0008.1 990049	ATE
1.8 TSI	118	06/08→01/12		→ 09/11; +PR 1LK		11.8171-0008.1 990049	ATE
2.0 TDI	103	06/08→01/12					
2.0 TDI	125	06/08→01/12					
2.0 TDI 4motion	103	08/09→01/12					
2.0 TDI 4motion	125	11/09→01/12					
2.0 TSI	147	06/08→01/12					
2.0 TSI	155	11/10→01/12					
3.6 FSI 4motion	206	06/08→01/12					
1.8 TSI	112	11/08→05/10		+PR 1LH,1ZM,1ZG		11.8171-0008.1 990049	ATE
2.0 BlueTDI	105	05/09→11/10		+PR 1LK		11.8171-0008.1 990049	ATE
2.0 TDI	100	06/08→05/11					
2.0 TDI	120	05/08→05/11					
3.6 FSI 4motion	220	06/08→05/10					
<b>Bremsschlauch</b>							
1.4 TSI MultiFuel	118	01/11→01/12	←	→ 09/11; +PR 1LH,1ZM,1ZG	2	83.7247-0603.3 330899	L= 603
1.8 TSI	118	06/08→01/12	←	→ 09/11; +PR 1LK	2	83.7249-0536.3 330900	L= 536
2.0 TDI	103	06/08→01/12	←				
2.0 TDI	125	06/08→01/12	→	→ 09/11; +PR 1KW	2	24.5143-0257.3 331167	L= 257
2.0 TDI 4motion	103	08/09→01/12	→				
2.0 TDI 4motion	125	11/09→01/12	→	→ 09/11; +PR 1KU,2EA	2	24.5204-0233.3 331430	L= 233
2.0 TSI	147	06/08→01/12					
2.0 TSI	155	11/10→01/12					
3.6 FSI 4motion	206	06/08→01/12					
1.8 TSI	112	11/08→05/10	←	+PR 1LH,1ZM,1ZG	2	83.7247-0603.3 330899	L= 603
2.0 BlueTDI	105	05/09→11/10	←	+PR 1LK	2	83.7249-0536.3 330900	L= 536
2.0 TDI	100	06/08→05/11					
2.0 TDI	120	05/08→05/11	→	+PR 1KW	2	24.5143-0257.3 331167	L= 257
3.6 FSI 4motion	220	06/08→05/10	→	+PR 1KU,2EA	2	24.5204-0233.3 331430	L= 233
<b>VW - PASSAT Kombi (3B5) 05/97→12/01</b>							
<b>Bremssattel</b>							
1.6	74	06/97→11/00	←	☐; → 09/00; +PR 1LZ,1ZJ		24.3541-1763.5 240231	TRW Ø 54 - Halter
			←	☐; → 09/00; +PR 1LZ,1ZJ		24.3541-1764.5 240232	TRW Ø 54 - Halter
			←	☐; 3B-X-124108→; +PR 1LB,1LE,1ZC		24.3571-8521.5 240495	ATE Ø 57 - Halter
			←	☐; → 3B-X-124107; +PR 1LB,1LE,1ZC		24.3571-8521.5 240495	ATE Ø 57 - Halter
			←	☐; → 3B-X-124107; +PR 1LB,1LE,1ZC		24.3571-8522.5 240496	ATE Ø 57 - Halter
			←	☐; 3B-X-124108→; +PR 1LB,1LE,1ZC		24.3571-8522.5 240496	ATE Ø 57 - Halter
			→	☐; +PR 1KD,1KE,1KF,1KW		24.3384-1731.5 240818	TRW Ø 38 - Halter
			→	☐; +PR 1KD,1KE,1KF,1KW		24.3384-1732.5 240819	TRW Ø 38 - Halter
1.8	85	06/97→11/00	←	☐; → 09/00		24.3541-1763.5 240231	TRW Ø 54 - Halter
			←	☐; → 09/00		24.3541-1764.5 240232	TRW Ø 54 - Halter
			→	☐; → 09/00		24.3384-1731.5 240818	TRW Ø 38 - Halter
			→	☐; → 09/00		24.3384-1732.5 240819	TRW Ø 38 - Halter
1.8 1.9 TDI	92 66	06/97→11/00 06/97→11/00	←	☐; → 09/00; +PR 1LZ,1ZJ		24.3541-1763.5 240231	TRW Ø 54 - Halter
			←	☐; → 09/00; +PR 1LZ,1ZJ		24.3541-1764.5 240232	TRW Ø 54 - Halter
			←	☐; → 3B-X-124107; +PR 1LB,1LE,1ZC		24.3571-8521.5 240495	ATE Ø 57 - Halter
			←	☐; 3B-X-124108→; +PR 1LB,1LE,1ZC		24.3571-8521.5 240495	ATE Ø 57 - Halter
			←	☐; → 3B-X-124107; +PR 1LB,1LE,1ZC		24.3571-8522.5 240496	ATE Ø 57 - Halter
			←	☐; 3B-X-124108→; +PR 1LB,1LE,1ZC		24.3571-8522.5 240496	ATE Ø 57 - Halter
			→	☐; → 09/00; +PR 1KD,1KE,1KF,1KW		24.3384-1731.5 240818	TRW Ø 38 - Halter
			→	☐; → 09/00; +PR 1KD,1KE,1KF,1KW		24.3384-1732.5 240819	TRW Ø 38 - Halter
1.8 1.8 T 1.9 TDI 1.9 TDI	112 110 81 85	01/00→12/01 06/97→11/00 06/97→11/00 08/98→11/00	←	☐; → 3B-X-124107; +PR 1LB,1LE,1ZC		24.3571-8521.5 240495	ATE Ø 57 - Halter
			←	☐; 3B-X-124108→; +PR 1LB,1LE,1ZC		24.3571-8521.5 240495	ATE Ø 57 - Halter
			←	☐; → 3B-X-124107; +PR 1LB,1LE,1ZC		24.3571-8522.5 240496	ATE Ø 57 - Halter
			←	☐; 3B-X-124108→; +PR 1LB,1LE,1ZC		24.3571-8522.5 240496	ATE Ø 57 - Halter
			→	☐; +PR 1KD,1KE,1KF,1KW		24.3384-1731.5 240818	TRW Ø 38 - Halter
↓							

	kw			 	! #		
<b>VW - PASSAT Kombi (3B5) 05/97→12/01</b>							
 <b>Bremssattel</b>							
1.8 1.8 T 1.9 TDI 1.9 TDI	112 110 81 85	01/00→12/01 06/97→11/00 06/97→11/00 08/98→11/00	➔	☐; +PR 1KD,1KE,1KF,1KW		24.3384-1732.5 240819	TRW Ø 38 - Halter
1.8 Syncro/4motion	92	06/97→11/00	➔	☐; → 09/00; +PR 1LZ,1ZJ		24.3541-1763.5 240231	TRW Ø 54 - Halter
			➔	☐; → 09/00; +PR 1LZ,1ZJ		24.3541-1764.5 240232	TRW Ø 54 - Halter
			➔	☐; → 3B-X-124107; +PR 1LB,1LE,1ZC		24.3571-8521.5 240495	ATE Ø 57 - Halter
			➔	☐; 3B-X-124108→; +PR 1LB,1LE,1ZC		24.3571-8521.5 240495	ATE Ø 57 - Halter
			➔	☐; → 3B-X-124107; +PR 1LB,1LE,1ZC		24.3571-8522.5 240496	ATE Ø 57 - Halter
			➔	☐; 3B-X-124108→; +PR 1LB,1LE,1ZC		24.3571-8522.5 240496	ATE Ø 57 - Halter
			➔	☐; +PR 1KD;1KF		24.3384-1733.5 240820	TRW Ø 38 - Halter
			➔	☐; +PR 1KD;1KF		24.3384-1734.7 220546	TRW Ø 38 - Halter
			➔	☐; +PR 1KE;1KW		24.3437-1701.7 220761	TRW Ø 43 - Halter
			➔	☐; +PR 1KE;1KW		24.3437-1702.7 220762	TRW Ø 43 - Halter
1.9 TDI	74	02/00→11/00	➔	☐; 10/00→; +PR 1LB,1LE,1ZC		24.3571-8521.5 240495	ATE Ø 57 - Halter
			➔	☐; 10/00→; +PR 1LB,1LE,1ZC		24.3571-8522.5 240496	ATE Ø 57 - Halter
			➔	☐; 10/00→; +PR 1KD,1KE,1KF,1KW		24.3384-1731.5 240818	TRW Ø 38 - Halter
			➔	☐; 10/00→; +PR 1KD,1KE,1KF,1KW		24.3384-1732.5 240819	TRW Ø 38 - Halter
1.9 TDI 4motion 1.9 TDI Syncro/4motion	85 81	08/99→11/00 06/97→11/00	➔	☐; 3B-X-124108→; +PR 1LB,1LE,1ZC		24.3571-8521.5 240495	ATE Ø 57 - Halter
			➔	☐; → 3B-X-124107; +PR 1LB,1LE,1ZC		24.3571-8521.5 240495	ATE Ø 57 - Halter
			➔	☐; → 3B-X-124107; +PR 1LB,1LE,1ZC		24.3571-8522.5 240496	ATE Ø 57 - Halter
			➔	☐; 3B-X-124108→; +PR 1LB,1LE,1ZC		24.3571-8522.5 240496	ATE Ø 57 - Halter
			➔	☐; +PR 1KD;1KF		24.3384-1733.5 240820	TRW Ø 38 - Halter
			➔	☐; +PR 1KD;1KF		24.3384-1734.7 220546	TRW Ø 38 - Halter
			➔	☐; +PR 1KE;1KW		24.3437-1701.7 220761	TRW Ø 43 - Halter
			➔	☐; +PR 1KE;1KW		24.3437-1702.7 220762	TRW Ø 43 - Halter
2.0	88	04/00→11/00	➔	☐; 10/00→; +PR 1LB,1LE,1ZC		24.3571-8521.5 240495	ATE Ø 57 - Halter
			➔	☐; 10/00→; +PR 1LB,1LE,1ZC		24.3571-8522.5 240496	ATE Ø 57 - Halter
2.0 4motion	88	04/00→11/00	➔	☐; 10/00→; +PR 1LB,1LE,1ZC		24.3571-8521.5 240495	ATE Ø 57 - Halter
			➔	☐; 10/00→; +PR 1LB,1LE,1ZC		24.3571-8522.5 240496	ATE Ø 57 - Halter
			➔	☐; 10/00→; +PR 1KD;1KF		24.3384-1733.5 240820	TRW Ø 38 - Halter
			➔	☐; 10/00→; +PR 1KD;1KF		24.3384-1734.7 220546	TRW Ø 38 - Halter
			➔	☐; 10/00→; +PR 1KE;1KW		24.3437-1701.7 220761	TRW Ø 43 - Halter
			➔	☐; 10/00→; +PR 1KE;1KW		24.3437-1702.7 220762	TRW Ø 43 - Halter
2.3 VR5 2.8 V6 2.8 V6	110 140 142	06/97→11/00 09/99→11/00 06/97→11/00	➔	☐; 10/00→; +PR 1LT		11.9571-9835.2 220427	ATE Ø 57 - Halter
			➔	☐; 10/00→; +PR 1LT		11.9571-9836.2 220428	ATE Ø 57 - Halter
			➔	☐; → 3B-X-124107; +PR 1LB,1LE,1ZC		24.3571-8521.5 240495	ATE Ø 57 - Halter
			➔	☐; 3B-X-124108→; → 09/00; +PR 1LB,1LE,1ZC		24.3571-8521.5 240495	ATE Ø 57 - Halter
			➔	☐; 3B-X-124108→; → 09/00; +PR 1LB,1LE,1ZC		24.3571-8522.5 240496	ATE Ø 57 - Halter
			➔	☐; → 3B-X-124107; +PR 1LB,1LE,1ZC		24.3571-8522.5 240496	ATE Ø 57 - Halter
			➔	☐; +PR 1KD,1KE,1KF,1KW		24.3384-1731.5 240818	TRW Ø 38 - Halter
			➔	☐; +PR 1KD,1KE,1KF,1KW		24.3384-1732.5 240819	TRW Ø 38 - Halter
2.3 VR5 Syncro/4motion 2.8 V6 4motion 2.8 V6 Syncro/4motion	110 140 142	10/97→11/00 09/99→11/00 06/97→11/00	➔	☐; 10/00→; +PR 1LT		11.9571-9835.2 220427	ATE Ø 57 - Halter
			➔	☐; 10/00→; +PR 1LT		11.9571-9836.2 220428	ATE Ø 57 - Halter
			➔	☐; 3B-X-124108→; → 09/00; +PR 1LB,1LE,1ZC		24.3571-8521.5 240495	ATE Ø 57 - Halter
			➔	☐; → 3B-X-124107; +PR 1LB,1LE,1ZC		24.3571-8521.5 240495	ATE Ø 57 - Halter
			➔	☐; 3B-X-124108→; → 09/00; +PR 1LB,1LE,1ZC		24.3571-8522.5 240496	ATE Ø 57 - Halter
			➔	☐; → 3B-X-124107; +PR 1LB,1LE,1ZC		24.3571-8522.5 240496	ATE Ø 57 - Halter
			➔	☐; +PR 1KD;1KF		24.3384-1733.5 240820	TRW Ø 38 - Halter
			➔	☐; +PR 1KD;1KF		24.3384-1734.7 220546	TRW Ø 38 - Halter
			➔	☐; +PR 1KE;1KW		24.3437-1701.7 220761	TRW Ø 43 - Halter
			➔	☐; +PR 1KE;1KW		24.3437-1702.7 220762	TRW Ø 43 - Halter
↓							



	kw			 	! #			
<b>VW - PASSAT Kombi (3B5) 05/97→12/01</b>								
<b>Bremssattel</b>								
2.5 TDI	110	07/98→11/00	←	☐; 10/00→; +PR 1LT		11.9571-9835.2	220427	ATE Ø 57 - Halter
			←	☐; 10/00→; +PR 1LT		11.9571-9836.2	220428	ATE Ø 57 - Halter
			←	☐; 08/98→ 09/00; +PR 1LB,1LE,1ZC		24.3571-8521.5	240495	ATE Ø 57 - Halter
			←	☐; 08/98→ 09/00; +PR 1LB,1LE,1ZC		24.3571-8522.5	240496	ATE Ø 57 - Halter
			→	☐; 08/98→; +PR 1KD,1KE,1KF,1KW		24.3384-1731.5	240818	TRW Ø 38 - Halter
			→	☐; 08/98→; +PR 1KD,1KE,1KF,1KW		24.3384-1732.5	240819	TRW Ø 38 - Halter
2.5 TDI Syncro/4motion	110	12/98→11/00	←	☐; 10/00→; +PR 1LT		11.9571-9835.2	220427	ATE Ø 57 - Halter
			←	☐; 10/00→; +PR 1LT		11.9571-9836.2	220428	ATE Ø 57 - Halter
			←	☐; → 09/00; +PR 1LB,1LE,1ZC		24.3571-8521.5	240495	ATE Ø 57 - Halter
			←	☐; → 09/00; +PR 1LB,1LE,1ZC		24.3571-8522.5	240496	ATE Ø 57 - Halter
			→	☐; +PR 1KD;1KF		24.3384-1733.5	240820	TRW Ø 38 - Halter
			→	☐; +PR 1KD;1KF		24.3384-1734.7	220546	TRW Ø 38 - Halter
			→	☐; +PR 1KE;1KW		24.3437-1701.7	220761	TRW Ø 43 - Halter
			→	☐; +PR 1KE;1KW		24.3437-1702.7	220762	TRW Ø 43 - Halter
2.8 V6	132	09/97→09/99	←	☐; → 3B-X-124107		24.3571-8521.5	240495	ATE Ø 57 - Halter
			←	☐; 3B-X-124108→		24.3571-8521.5	240495	ATE Ø 57 - Halter
			←	☐; 3B-X-124108→		24.3571-8522.5	240496	ATE Ø 57 - Halter
			←	☐; → 3B-X-124107		24.3571-8522.5	240496	ATE Ø 57 - Halter
			→	☐		24.3384-1731.5	240818	TRW Ø 38 - Halter
			→	☐		24.3384-1732.5	240819	TRW Ø 38 - Halter
<b>Halter, Bremssattel</b>								
1.6	74	06/97→11/00	←	3B-X-124108→; +PR 1LB,1LE,1ZC	2	11.8170-0306.1	260102	ATE
1.8	92	06/97→11/00						
1.8	112	01/00→12/01						
1.8 Syncro/4motion	92	06/97→11/00						
1.8 T	110	06/97→11/00						
1.9 TDI	66	06/97→11/00						
1.9 TDI	81	06/97→11/00						
1.9 TDI	85	08/98→11/00						
1.9 TDI 4motion	85	08/99→11/00						
1.9 TDI Syncro/4motion	81	06/97→11/00						
1.9 TDI	74	02/00→11/00	←	10/00→; +PR 1LB,1LE,1ZC	2	11.8170-0306.1	260102	ATE
2.0	88	04/00→11/00						
2.0 4motion	88	04/00→11/00						
2.3 VR5	110	06/97→11/00	←	10/00→; +PR 1LT	2	11.0230-0451.1	260130	ATE
2.3 VR5 Syncro/4motion	110	10/97→11/00						
2.8 V6	140	09/99→11/00	←	3B-X-124108→; → 09/00; +PR 1LB,1LE,1ZC	2	11.8170-0306.1	260102	ATE
2.8 V6	142	06/97→11/00						
2.8 V6 4motion	140	09/99→11/00						
2.8 V6 Syncro/4motion	142	06/97→11/00						
2.5 TDI	110	07/98→11/00	←	10/00→; +PR 1LT	2	11.0230-0451.1	260130	ATE
			←	08/98→ 09/00; +PR 1LB,1LE,1ZC	2	11.8170-0306.1	260102	ATE
2.5 TDI Syncro/4motion	110	12/98→11/00	←	10/00→; +PR 1LT	2	11.0230-0451.1	260130	ATE
			←	→ 09/00; +PR 1LB,1LE,1ZC	2	11.8170-0306.1	260102	ATE
2.8 V6	132	09/97→09/99	←	3B-X-124108→	2	11.8170-0306.1	260102	ATE
<b>Feder, Bremssattel</b>								
1.6	74	06/97→11/00	←	3B-X-124108→; +PR 1LB,1LE,1ZC	2	11.8116-0143.1	390513	ATE
1.8	92	06/97→11/00						
1.8	112	01/00→12/01	←	→ 3B-X-124107; +PR 1LB,1LE,1ZC	2	11.8116-0143.1	390513	ATE
1.8 Syncro/4motion	92	06/97→11/00						
1.8 T	110	06/97→11/00						
1.9 TDI	66	06/97→11/00						
1.9 TDI	81	06/97→11/00						
1.9 TDI	85	08/98→11/00						
1.9 TDI 4motion	85	08/99→11/00						
1.9 TDI Syncro/4motion	81	06/97→11/00						
1.9 TDI	74	02/00→11/00	←	10/00→; +PR 1LB,1LE,1ZC	2	11.8116-0143.1	390513	ATE
2.0	88	04/00→11/00						
2.0 4motion	88	04/00→11/00						
2.3 VR5	110	06/97→11/00	←	→ 3B-X-124107; +PR 1LB,1LE,1ZC	2	11.8116-0143.1	390513	ATE
2.3 VR5 Syncro/4motion	110	10/97→11/00						
2.8 V6	140	09/99→11/00	←	3B-X-124108→; → 09/00; +PR 1LB,1LE,1ZC	2	11.8116-0143.1	390513	ATE
2.8 V6	142	06/97→11/00						
2.8 V6 4motion	140	09/99→11/00	←	10/00→; +PR 1LT	2	11.8116-0143.1	390513	ATE
2.8 V6 Syncro/4motion	142	06/97→11/00						
↓								

	kw			 	! #		
<b>VW - PASSAT Kombi (3B5) 05/97→12/01</b>							
<b>Feder, Bremssattel</b>							
2.5 TDI	110	07/98→11/00	←	08/98→ 09/00; +PR 1LB,1LE,1ZC	2	11.8116-0143.1 390513	ATE
			←	10/00→; +PR 1LT	2	11.8116-0143.1 390513	ATE
2.5 TDI Syncro/4motion	110	12/98→11/00	←	→ 09/00; +PR 1LB,1LE,1ZC	2	11.8116-0143.1 390513	ATE
			←	10/00→; +PR 1LT	2	11.8116-0143.1 390513	ATE
2.8 V6	132	09/97→09/99	←	3B-X-124108→	2	11.8116-0143.1 390513	ATE
			←	→ 3B-X-124107	2	11.8116-0143.1 390513	ATE
<b>Führungshülzensatz, Bremssattel</b>							
1.6	74	06/97→11/00	←	3B-X-124108→; +PR 1LB,1LE,1ZC		11.0101-5409.2 260035	ATE
1.8	92	06/97→11/00					
1.8	112	01/00→12/01	←	→ 3B-X-124107; +PR 1LB,1LE,1ZC		11.0101-5409.2 260035	ATE
1.8 Syncro/4motion	92	06/97→11/00					
1.8 T	110	06/97→11/00					
1.9 TDI	66	06/97→11/00					
1.9 TDI	81	06/97→11/00					
1.9 TDI	85	08/98→11/00					
1.9 TDI 4motion	85	08/99→11/00					
1.9 TDI Syncro/4motion	81	06/97→11/00					
1.9 TDI	74	02/00→11/00	←	10/00→; +PR 1LB,1LE,1ZC		11.0101-5409.2 260035	ATE
2.0	88	04/00→11/00					
2.0 4motion	88	04/00→11/00					
2.3 VR5	110	06/97→11/00	←	10/00→; +PR 1LT		11.0101-5409.2 260035	ATE
2.3 VR5 Syncro/4motion	110	10/97→11/00					
2.8 V6	140	09/99→11/00	←	3B-X-124108→; → 09/00; +PR 1LB,1LE,1ZC		11.0101-5409.2 260035	ATE
2.8 V6	142	06/97→11/00					
2.8 V6 4motion	140	09/99→11/00	←	→ 3B-X-124107; +PR 1LB,1LE,1ZC		11.0101-5409.2 260035	ATE
2.8 V6 Syncro/4motion	142	06/97→11/00					
2.5 TDI	110	07/98→11/00	←	10/00→; +PR 1LT		11.0101-5409.2 260035	ATE
			←	08/98→ 09/00; +PR 1LB,1LE,1ZC		11.0101-5409.2 260035	ATE
2.5 TDI Syncro/4motion	110	12/98→11/00	←	10/00→; +PR 1LT		11.0101-5409.2 260035	ATE
			←	→ 09/00; +PR 1LB,1LE,1ZC		11.0101-5409.2 260035	ATE
2.8 V6	132	09/97→09/99	←	→ 3B-X-124107		11.0101-5409.2 260035	ATE
			←	3B-X-124108→		11.0101-5409.2 260035	ATE
<b>Führungsbolzen, Bremssattel</b>							
1.6	74	06/97→11/00	←	→ 3B-X-124107; +PR 1LB,1LE,1ZC		11.8171-0008.1 990049	ATE
1.8	92	06/97→11/00					
1.8	112	01/00→12/01	←	3B-X-124108→; +PR 1LB,1LE,1ZC		11.8171-0008.1 990049	ATE
1.8 Syncro/4motion	92	06/97→11/00					
1.8 T	110	06/97→11/00					
1.9 TDI	66	06/97→11/00					
1.9 TDI	81	06/97→11/00					
1.9 TDI	85	08/98→11/00					
1.9 TDI 4motion	85	08/99→11/00					
1.9 TDI Syncro/4motion	81	06/97→11/00					
1.9 TDI	74	02/00→11/00	←	10/00→; +PR 1LB,1LE,1ZC		11.8171-0008.1 990049	ATE
2.0	88	04/00→11/00					
2.0 4motion	88	04/00→11/00					
2.3 VR5	110	06/97→11/00		10/00→; +PR 1LT		11.8171-0008.1 990049	ATE
2.3 VR5 Syncro/4motion	110	10/97→11/00	←	3B-X-124108→; → 09/00; +PR 1LB,1LE,1ZC		11.8171-0008.1 990049	ATE
2.8 V6	140	09/99→11/00					
2.8 V6	142	06/97→11/00					
2.8 V6 4motion	140	09/99→11/00	←	→ 3B-X-124107; +PR 1LB,1LE,1ZC		11.8171-0008.1 990049	ATE
2.8 V6 Syncro/4motion	142	06/97→11/00					
2.5 TDI	110	07/98→11/00		10/00→; +PR 1LT		11.8171-0008.1 990049	ATE
			←	08/98→ 09/00; +PR 1LB,1LE,1ZC		11.8171-0008.1 990049	ATE
2.5 TDI Syncro/4motion	110	12/98→11/00		10/00→; +PR 1LT		11.8171-0008.1 990049	ATE
			←	→ 09/00; +PR 1LB,1LE,1ZC		11.8171-0008.1 990049	ATE
2.8 V6	132	09/97→09/99	←	→ 3B-X-124107		11.8171-0008.1 990049	ATE
			←	3B-X-124108→		11.8171-0008.1 990049	ATE
<b>Dichtungssatz, Bremssattel</b>							
1.6	74	06/97→11/00	←	→ 3B-X-124107; +PR 1LB,1LE,1ZC		11.0441-5704.2 250034	ATE
1.8	92	06/97→11/00					
1.8	112	01/00→12/01	←	3B-X-124108→; +PR 1LB,1LE,1ZC		11.0441-5704.2 250034	ATE
1.8 Syncro/4motion	92	06/97→11/00					
1.8 T	110	06/97→11/00					
1.9 TDI	66	06/97→11/00					
1.9 TDI	81	06/97→11/00					
1.9 TDI	85	08/98→11/00					
1.9 TDI 4motion	85	08/99→11/00					
1.9 TDI Syncro/4motion	81	06/97→11/00					
↓							





### VW - PASSAT Kombi (3B5) 05/97→12/01

#### Dichtungssatz, Bremssattel

1.9 TDI	74	02/00→11/00	←	10/00→; +PR 1LB,1LE,1ZC	11.0441-5704.2	250034	ATE
2.0	88	04/00→11/00					
2.0 4motion	88	04/00→11/00					
2.3 VR5	110	06/97→11/00	←	10/00→; +PR 1LT	11.0441-5704.2	250034	ATE
2.3 VR5 Syncro/4motion	110	10/97→11/00					
2.8 V6	140	09/99→11/00	←	3B-X-124108→; → 09/00;	11.0441-5704.2	250034	ATE
2.8 V6	142	06/97→11/00		+PR 1LB,1LE,1ZC			
2.8 V6 4motion	140	09/99→11/00	←	→ 3B-X-124107; +PR 1LB,1LE,1ZC	11.0441-5704.2	250034	ATE
2.8 V6 Syncro/4motion	142	06/97→11/00					
2.5 TDI	110	07/98→11/00	←	10/00→; +PR 1LT	11.0441-5704.2	250034	ATE
			←	08/98→ 09/00; +PR 1LB,1LE,1ZC	11.0441-5704.2	250034	ATE
2.5 TDI Syncro/4motion	110	12/98→11/00	←	10/00→; +PR 1LT	11.0441-5704.2	250034	ATE
			←	→ 09/00; +PR 1LB,1LE,1ZC	11.0441-5704.2	250034	ATE
2.8 V6	132	09/97→09/99	←	3B-X-124108→	11.0441-5704.2	250034	ATE
			←	→ 3B-X-124107	11.0441-5704.2	250034	ATE









#### Bremsschlauch









1.6	74	06/97→11/00	←		2	83.7813-0295.3	330799	L= 295
1.8	112	01/00→12/01	→	☐ / am Bremssattel		24.1253-0030.3	331126	L= 184 mit Rohrleitung
1.8 T	110	06/97→11/00	→					
1.9 TDI	81	06/97→11/00	→	☐ / am Bremssattel		24.1253-0040.3	331127	L= 190 mit Rohrleitung
1.9 TDI	85	08/98→11/00	→					
2.3 VR5	110	06/97→11/00	→		2	24.5237-0183.3	331454	L= 182,4
2.8 V6	132	09/97→09/99	→	am Bremssattel	2	24.5243-0190.3	330678	L= 190
2.8 V6	140	09/99→11/00						
2.8 V6	142	06/97→11/00						
1.8	85	06/97→11/00	←	→ 09/00	2	83.7813-0295.3	330799	L= 295
1.8	92	06/97→11/00	→	☐ / am Bremssattel; → 09/00		24.1253-0030.3	331126	L= 184 mit Rohrleitung
1.9 TDI	66	06/97→11/00	→	☐ / am Bremssattel; → 09/00		24.1253-0040.3	331127	L= 190 mit Rohrleitung
			→	→ 09/00	2	24.5237-0183.3	331454	L= 182,4
			→	am Bremssattel; → 09/00	2	24.5243-0190.3	330678	L= 190
1.8 Syncro/4motion	92	06/97→11/00	←	→ 09/00	2	83.7813-0295.3	330799	L= 295
			→	→ 09/00	2	24.5243-0310.3	330755	L= 310
1.9 TDI	74	02/00→11/00	←	10/00→	2	83.7813-0295.3	330799	L= 295
2.0	88	04/00→11/00	→	☐ / am Bremssattel; 10/00→		24.1253-0030.3	331126	L= 184 mit Rohrleitung
			→	☐ / am Bremssattel; 10/00→		24.1253-0040.3	331127	L= 190 mit Rohrleitung
			→	10/00→	2	24.5237-0183.3	331454	L= 182,4
			→	am Bremssattel; 10/00→	2	24.5243-0190.3	330678	L= 190
1.9 TDI 4motion	85	08/99→11/00	←		2	83.7813-0295.3	330799	L= 295
1.9 TDI Syncro/4motion	81	06/97→11/00	→		2	24.5243-0310.3	330755	L= 310
2.0 4motion	88	04/00→11/00	←	10/00→	2	83.7813-0295.3	330799	L= 295
			→	10/00→	2	24.5243-0310.3	330755	L= 310
2.3 VR5 Syncro/4motion	110	10/97→11/00	←		2	83.7813-0295.3	330799	L= 295
2.5 TDI Syncro/4motion	110	12/98→11/00	→	10/00→	2	24.5142-0290.3	330950	L= 290
2.8 V6 4motion	140	09/99→11/00	→					
2.8 V6 Syncro/4motion	142	06/97→11/00	→	→ 09/00	2	24.5243-0310.3	330755	L= 310
2.5 TDI	110	07/98→11/00	←	08/98→	2	83.7813-0295.3	330799	L= 295
			→	☐ / am Bremssattel; 08/98→		24.1253-0030.3	331126	L= 184 mit Rohrleitung
			→	☐ / am Bremssattel; 08/98→		24.1253-0040.3	331127	L= 190 mit Rohrleitung
			→	08/98→	2	24.5237-0183.3	331454	L= 182,4
			→	am Bremssattel; 08/98→	2	24.5243-0190.3	330678	L= 190








### VW - PASSAT Variant (3A5, 351) 02/88→06/97

#### Bremssattel

1.6	74	07/94→12/95	←	☐; 10/94→	24.3541-1609.5	240039	TRW Ø 54 - Halter
			←	☐; 10/94→	24.3541-1610.5	240040	TRW Ø 54 - Halter
1.8	55	08/90→05/97	←	☐; → 10/93	24.3541-1609.5	240039	TRW Ø 54 - Halter
1.9 TD	55	03/91→05/97	←	☐; 10/93→ 12/96	24.3541-1609.5	240039	TRW Ø 54 - Halter
			←	☐; → 10/93	24.3541-1610.5	240040	TRW Ø 54 - Halter
			←	☐; 10/93→ 12/96	24.3541-1610.5	240040	TRW Ø 54 - Halter
1.8	66	02/88→05/97	←	☐; 10/93→ 12/96	24.3541-1609.5	240039	TRW Ø 54 - Halter
↓							

	kw			 	! #		
<b>VW - PASSAT Variant (3A5, 35I) 02/88→06/97</b>							
<b> Bremssattel</b>							
1.8	66	02/88→05/97	←	☐; 04/88→ 10/93	24.3541-1609.5	240039	TRW Ø 54 - Halter
			←	☐; 04/88→ 10/93	24.3541-1610.5	240040	TRW Ø 54 - Halter
			←	☐; 10/93→ 12/96	24.3541-1610.5	240040	TRW Ø 54 - Halter
1.8 G60 Syncro	118	08/88→05/97	←	☐; → 10/93	24.3541-1731.5	240061	TRW Ø 54 - Halter
			←	☐; → 10/93	24.3541-1732.5	240062	TRW Ø 54 - Halter
			→	☐; → 31-P-080000	24.3384-1603.5	240015	TRW Ø 38 - Halter
			→	☐; → 31-P-080000	24.3384-1604.5	240016	TRW Ø 38 - Halter
			→	☐; 31-P-080001→; → 10/93	24.3384-1707.5	240171	TRW Ø 38 - Halter
			→	☐; 31-P-080001→; → 10/93	24.3384-1708.5	240172	TRW Ø 38 - Halter
1.9 TDI	66	10/93→05/97	←	☐; → 12/96	24.3541-1609.5	240039	TRW Ø 54 - Halter
			←	☐; → 12/96	24.3541-1610.5	240040	TRW Ø 54 - Halter
			→	☐; 3A-T-000001→; → 12/96	24.3384-1707.5	240171	TRW Ø 38 - Halter
			→	☐; 3A-T-000001→; → 12/96	24.3384-1708.5	240172	TRW Ø 38 - Halter
1.9 TDI	81	03/96→05/97	←	☐; → 12/96	24.3541-1731.5	240061	TRW Ø 54 - Halter
			←	☐; → 12/96	24.3541-1732.5	240062	TRW Ø 54 - Halter
			→	☐; → 12/96	24.3384-1707.5	240171	TRW Ø 38 - Halter
			→	☐; → 12/96	24.3384-1708.5	240172	TRW Ø 38 - Halter
2.0 2.0	79 85	03/95→08/96 10/93→10/96	←	☐	24.3541-1609.5	240039	TRW Ø 54 - Halter
			←	☐	24.3541-1610.5	240040	TRW Ø 54 - Halter
			→	☐	24.3384-1707.5	240171	TRW Ø 38 - Halter
			→	☐	24.3384-1708.5	240172	TRW Ø 38 - Halter
2.0	85	02/90→05/97	←	☐; 03/90→ 10/93	24.3541-1609.5	240039	TRW Ø 54 - Halter
			←	☐; 10/93→ 12/96	24.3541-1609.5	240039	TRW Ø 54 - Halter
			←	☐; 03/90→ 10/93	24.3541-1610.5	240040	TRW Ø 54 - Halter
			←	☐; 10/93→ 12/96	24.3541-1610.5	240040	TRW Ø 54 - Halter
			→	☐; 03/90→; → 31-PB080000	24.3384-1603.5	240015	TRW Ø 38 - Halter
			→	☐; 03/90→; → 31-PE080000	24.3384-1603.5	240015	TRW Ø 38 - Halter
			→	☐; 03/90→; → 31-PB080000	24.3384-1604.5	240016	TRW Ø 38 - Halter
			→	☐; 03/90→; → 31-PE080000	24.3384-1604.5	240016	TRW Ø 38 - Halter
			→	☐; 31-PB080001→; → 10/93	24.3384-1707.5	240171	TRW Ø 38 - Halter
			→	☐; 10/93→ 12/96	24.3384-1707.5	240171	TRW Ø 38 - Halter
			→	☐; 31-PE080001→; → 10/93	24.3384-1707.5	240171	TRW Ø 38 - Halter
			→	☐; 31-PE080001→; → 10/93	24.3384-1708.5	240172	TRW Ø 38 - Halter
			→	☐; 31-PB080001→; → 10/93	24.3384-1708.5	240172	TRW Ø 38 - Halter
2.0 16V	110	01/94→05/97	←	☐; → 12/96	24.3541-8523.5	240551	ATE Ø 54 - Halter
			←	☐; → 12/96	24.3541-8524.5	240552	ATE Ø 54 - Halter
			→	☐; → 12/96	24.3384-1707.5	240171	TRW Ø 38 - Halter
			→	☐; → 12/96	24.3384-1708.5	240172	TRW Ø 38 - Halter
2.0 Syncro	85	10/90→05/97	←	☐; 01/94→ 12/96	24.3541-1609.5	240039	TRW Ø 54 - Halter
			←	☐; → 10/93	24.3541-1609.5	240039	TRW Ø 54 - Halter
			←	☐; → 10/93	24.3541-1610.5	240040	TRW Ø 54 - Halter
			←	☐; 01/94→ 12/96	24.3541-1610.5	240040	TRW Ø 54 - Halter
			→	☐; → 31-P-080000	24.3384-1603.5	240015	TRW Ø 38 - Halter
			→	☐; → 31-P-080000	24.3384-1604.5	240016	TRW Ø 38 - Halter
			→	☐; 01/94→ 12/96	24.3384-1707.5	240171	TRW Ø 38 - Halter
			→	☐; 31-P-080001→; → 10/93	24.3384-1707.5	240171	TRW Ø 38 - Halter
			→	☐; 31-P-080001→; → 10/93	24.3384-1708.5	240172	TRW Ø 38 - Halter
2.8 VR6	128	06/91→05/97	←	☐; → 10/93	24.3541-1731.5	240061	TRW Ø 54 - Halter
			←	☐; → 10/93	24.3541-1732.5	240062	TRW Ø 54 - Halter
			←	☐; 10/93→ 12/96	24.3541-8523.5	240551	ATE Ø 54 - Halter
↓							

	kw			 	! #			
<b>VW - PASSAT Variant (3A5, 35I) 02/88→06/97</b>								
<b> Bremssattel</b>								
2.8 VR6	128	06/91→05/97	←	☐; 10/93→ 12/96		24.3541-8524.5	240552	ATE Ø 54 - Halter
			→	☐; → 31-PE080000		24.3384-1603.5	240015	TRW Ø 38 - Halter
			→	☐; → 31-PB080000		24.3384-1603.5	240015	TRW Ø 38 - Halter
			→	☐; → 31-PB080000		24.3384-1604.5	240016	TRW Ø 38 - Halter
			→	☐; → 31-PE080000		24.3384-1604.5	240016	TRW Ø 38 - Halter
			→	☐; 31-PB080001→; → 10/93		24.3384-1707.5	240171	TRW Ø 38 - Halter
			→	☐; 31-PE080001→; → 10/93		24.3384-1707.5	240171	TRW Ø 38 - Halter
			→	☐; 10/93→ 12/96		24.3384-1707.5	240171	TRW Ø 38 - Halter
			→	☐; 31-PE080001→; → 10/93		24.3384-1708.5	240172	TRW Ø 38 - Halter
			→	☐; 31-PB080001→; → 10/93		24.3384-1708.5	240172	TRW Ø 38 - Halter
			→	☐; 10/93→ 12/96		24.3384-1708.5	240172	TRW Ø 38 - Halter
2.9 VR6 Syncro	135	01/94→05/97	←	☐; 10/94→ 12/96		24.3541-8523.5	240551	ATE Ø 54 - Halter
			←	☐; 10/94→ 12/96		24.3541-8524.5	240552	ATE Ø 54 - Halter
			→	☐; 10/94→ 12/96		24.3384-1707.5	240171	TRW Ø 38 - Halter
			→	☐; 10/94→ 12/96		24.3384-1708.5	240172	TRW Ø 38 - Halter
<b>Halter, Bremssattel</b>								
2.0 16V	110	01/94→05/97	←	→ 12/96	2	11.8170-0306.1	260102	ATE
2.8 VR6	128	06/91→05/97	←	10/93→ 12/96	2	11.8170-0306.1	260102	ATE
2.9 VR6 Syncro	135	01/94→05/97	←	10/94→ 12/96	2	11.8170-0306.1	260102	ATE
<b>Feder, Bremssattel</b>								
2.0 16V	110	01/94→05/97	←	→ 12/96	2	11.8116-0143.1	390513	ATE
2.8 VR6	128	06/91→05/97	←	10/93→ 12/96	2	11.8116-0143.1	390513	ATE
2.9 VR6 Syncro	135	01/94→05/97	←	10/94→ 12/96	2	11.8116-0143.1	390513	ATE
<b>Führungshülzensatz, Bremssattel</b>								
1.6	74	07/94→12/95	←	10/94→		11.0101-5403.2	260010	TRW
1.8 1.9 TD	55	08/90→05/97	←	10/93→ 12/96		11.0101-5403.2	260010	TRW
	55	03/91→05/97	←	→ 10/93		11.0101-5403.2	260010	TRW
1.8	66	02/88→05/97	←	10/93→ 12/96		11.0101-5403.2	260010	TRW
			←	04/88→ 10/93		11.0101-5403.2	260010	TRW
1.8 G60 Syncro	118	08/88→05/97	→	31-P-080001→; → 10/93		11.0101-5403.2	260010	TRW
1.9 TDI	66	10/93→05/97	←	→ 12/96		11.0101-5403.2	260010	TRW
			→	3A-T-000001→; → 12/96		11.0101-5403.2	260010	TRW
1.9 TDI	81	03/96→05/97	→	→ 12/96		11.0101-5403.2	260010	TRW
2.0	79	03/95→08/96	←			11.0101-5403.2	260010	TRW
	85	10/93→10/96	→			11.0101-5403.2	260010	TRW
2.0	85	02/90→05/97	←	10/93→ 12/96		11.0101-5403.2	260010	TRW
			←	03/90→ 10/93		11.0101-5403.2	260010	TRW
			→	31-PB080001→; → 10/93		11.0101-5403.2	260010	TRW
			→	31-PE080001→; → 10/93		11.0101-5403.2	260010	TRW
			→	10/93→ 12/96		11.0101-5403.2	260010	TRW
2.0 16V	110	01/94→05/97	←	→ 12/96		11.0101-5409.2	260035	ATE
			→	→ 12/96		11.0101-5403.2	260010	TRW
2.0 Syncro	85	10/90→05/97	←	01/94→ 12/96		11.0101-5403.2	260010	TRW
			←	→ 10/93		11.0101-5403.2	260010	TRW
			→	01/94→ 12/96		11.0101-5403.2	260010	TRW
			→	31-P-080001→; → 10/93		11.0101-5403.2	260010	TRW
2.8 VR6	128	06/91→05/97	←	10/93→ 12/96		11.0101-5409.2	260035	ATE
			→	31-PB080001→; → 10/93		11.0101-5403.2	260010	TRW
			→	10/93→ 12/96		11.0101-5403.2	260010	TRW
			→	31-PE080001→; → 10/93		11.0101-5403.2	260010	TRW
2.9 VR6 Syncro	135	01/94→05/97	←	10/94→ 12/96		11.0101-5409.2	260035	ATE
↓								

	kw			 	! #		
<b>VW - PASSAT Variant (3A5, 35I) 02/88→06/97</b>							
<b>Führungshülzensatz, Bremssattel</b>							
2.9 VR6 Syncro	135	01/94→05/97	➡	10/94→ 12/96		11.0101-5403.2 260010	TRW
<b>Führungsbolzen, Bremssattel</b>							
2.0 16V	110	01/94→05/97	←	→ 12/96		11.8171-0008.1 990049	ATE
2.8 VR6	128	06/91→05/97	←	10/93→ 12/96		11.8171-0008.1 990049	ATE
2.9 VR6 Syncro	135	01/94→05/97	←	10/94→ 12/96		11.8171-0008.1 990049	ATE
<b>Dichtungssatz, Bremssattel</b>							
2.0 16V	110	01/94→05/97	←	→ 12/96		11.0441-5409.2 250031	ATE
2.8 VR6	128	06/91→05/97	←	10/93→ 12/96		11.0441-5409.2 250031	ATE
2.9 VR6 Syncro	135	01/94→05/97	←	10/94→ 12/96		11.0441-5409.2 250031	ATE
<b>Zubehörsatz, Bremssattel</b>							
1.6	74	07/94→12/95	←	10/94→		24.0101-4301.2 260047	TRW
1.8	55	08/90→05/97	←	10/93→ 12/96		24.0101-4301.2 260047	TRW
1.9 TD	55	03/91→05/97	←	→ 10/93		24.0101-4301.2 260047	TRW
1.8	66	02/88→05/97	←	10/93→ 12/96		24.0101-4301.2 260047	TRW
			←	04/88→ 10/93		24.0101-4301.2 260047	TRW
1.8 G60 Syncro	118	08/88→05/97	➡	→ 31-P-080000		24.0101-3601.2 260044	TRW
			➡	31-P-080001→; → 10/93		24.0101-3601.2 260044	TRW
1.9 TDI	66	10/93→05/97	←	→ 12/96		24.0101-4301.2 260047	TRW
2.0	79	03/95→08/96	←			24.0101-4301.2 260047	TRW
2.0	85	10/93→10/96					
2.0	85	02/90→05/97	←	10/93→ 12/96		24.0101-4301.2 260047	TRW
			←	03/90→ 10/93		24.0101-4301.2 260047	TRW
			➡	31-PB080001→; → 10/93		24.0101-3601.2 260044	TRW
			➡	03/90→; → 31-PB080000		24.0101-3601.2 260044	TRW
			➡	03/90→; → 31-PE080000		24.0101-3601.2 260044	TRW
			➡	31-PE080001→; → 10/93		24.0101-3601.2 260044	TRW
2.0 Syncro	85	10/90→05/97	←	01/94→ 12/96		24.0101-4301.2 260047	TRW
			←	→ 10/93		24.0101-4301.2 260047	TRW
			➡	→ 31-P-080000		24.0101-3601.2 260044	TRW
			➡	31-P-080001→; → 10/93		24.0101-3601.2 260044	TRW
2.8 VR6	128	06/91→05/97	➡	→ 31-PE080000		24.0101-3601.2 260044	TRW
			➡	→ 31-PB080000		24.0101-3601.2 260044	TRW
			➡	31-PE080001→; → 10/93		24.0101-3601.2 260044	TRW
			➡	31-PB080001→; → 10/93		24.0101-3601.2 260044	TRW
<b>Bremsschlauch</b>							
1.6	74	07/94→12/95	←	10/94→	2	24.5237-0333.3 331425	L= 333
			➡	10/94→	2	24.5201-0164.3 331414	L= 164
1.8	55	08/90→05/97	←	→ 10/93	2	24.5237-0333.3 331425	L= 333
1.9 TD	55	03/91→05/97	←	10/93→ 12/96	2	24.5237-0333.3 331425	L= 333
			➡	10/93→ 12/96	2	24.5201-0164.3 331414	L= 164
			➡	→ 10/93	2	24.5204-0180.3 331461	L= 180
						83.7824-0180.3 330812	L= 180
1.8	66	02/88→05/97	←	04/88→ 10/93	2	24.5237-0333.3 331425	L= 333
			←	10/93→ 12/96	2	24.5237-0333.3 331425	L= 333
			➡	10/93→ 12/96	2	24.5201-0164.3 331414	L= 164
			➡	04/88→ 10/93	2	24.5204-0180.3 331461	L= 180
						83.7824-0180.3 330812	L= 180
1.8 G60 Syncro	118	08/88→05/97	←	→ 10/93	2	24.5237-0333.3 331425	L= 333
			➡	am Bremssattel; → 10/93	2	24.5170-0161.3 331308	L= 161
			➡	→ 10/93	2	24.5201-0164.3 331414	L= 164
1.9 TDI	66	10/93→05/97	←	→ 12/96	2	24.5237-0333.3 331425	L= 333
			➡	am Bremssattel; 3A-T-000001→; → 12/96	2	24.5170-0161.3 331308	L= 161
↓							

**VW - PASSAT Variant (3A5, 35I) 02/88→06/97**

**Bremsschlauch**









1.9 TDI	66	10/93→05/97	➔	3A-T-000001→; → 12/96	2	24.5201-0164.3	331414	L= 164
			➔	→ 3A-S-300000	2	24.5201-0164.3	331414	L= 164
1.9 TDI	81	03/96→05/97	➔	→ 12/96	2	24.5237-0333.3	331425	L= 333
			➔	am Bremssattel; → 12/96	2	24.5170-0161.3	331308	L= 161
			➔	→ 12/96	2	24.5201-0164.3	331414	L= 164
2.0 2.0	79 85	03/95→08/96 10/93→10/96	➔		2	24.5237-0333.3	331425	L= 333
			➔	am Bremssattel	2	24.5170-0161.3	331308	L= 161
			➔		2	24.5201-0164.3	331414	L= 164
2.0	85	02/90→05/97	➔	03/90→ 10/93	2	24.5237-0333.3	331425	L= 333
			➔	10/93→ 12/96	2	24.5237-0333.3	331425	L= 333
			➔	am Bremssattel; 10/93→ 12/96	2	24.5170-0161.3	331308	L= 161
			➔	am Bremssattel; 03/90→ 10/93	2	24.5170-0161.3	331308	L= 161
			➔	10/93→ 12/96	2	24.5201-0164.3	331414	L= 164
			➔	03/90→ 10/93	2	24.5204-0180.3 83.7824-0180.3	331461 330812	L= 180 L= 180
			➔		2	24.5147-0385.3	331427	L= 384
2.0 16V	110	01/94→05/97	➔	→ 12/96	2	24.5147-0385.3	331427	L= 384
			➔	am Bremssattel; → 12/96	2	24.5170-0161.3	331308	L= 161
			➔	→ 12/96	2	24.5201-0164.3	331414	L= 164
2.0 Syncro	85	10/90→05/97	➔	→ 10/93	2	24.5237-0333.3	331425	L= 333
			➔	01/94→ 12/96	2	24.5237-0333.3	331425	L= 333
			➔	am Bremssattel; 01/94→ 12/96	2	24.5170-0161.3	331308	L= 161
			➔	am Bremssattel; → 10/93	2	24.5170-0161.3	331308	L= 161
			➔	→ 10/93	2	24.5201-0164.3	331414	L= 164
			➔	01/94→ 12/96	2	24.5201-0164.3	331414	L= 164
			➔		2	24.5147-0385.3	331427	L= 384
2.8 VR6	128	06/91→05/97	➔	10/93→ 12/96	2	24.5147-0385.3	331427	L= 384
			➔	→ 10/93	2	24.5237-0333.3	331425	L= 333
			➔	am Bremssattel; 10/93→ 12/96	2	24.5170-0161.3	331308	L= 161
			➔	am Bremssattel; → 10/93	2	24.5170-0161.3	331308	L= 161
			➔	10/93→ 12/96	2	24.5201-0164.3	331414	L= 164
			➔	→ 10/93	2	24.5204-0180.3 83.7824-0180.3	331461 330812	L= 180 L= 180
2.9 VR6 Syncro	135	01/94→05/97	➔	10/94→ 12/96	2	24.5147-0385.3	331427	L= 384
			➔	am Bremssattel; 10/94→ 12/96	2	24.5170-0161.3	331308	L= 161
			➔	10/94→ 12/96	2	24.5201-0164.3	331414	L= 164








**VW - PASSAT Variant (3B6) 10/00→08/05**








**Bremssattel**

1.6 1.8 T 20V	75 110	11/00→05/05 11/00→05/05	➔	☐; 3B-X-124108→; +PR 1LB,1LE,1ZC	24.3571-8521.5	240495	ATE Ø 57 - Halter
			➔	☐; → 3B-X-124107; +PR 1LB,1LE,1ZC	24.3571-8521.5	240495	ATE Ø 57 - Halter
			➔	☐; 3B-X-124108→; +PR 1LB,1LE,1ZC	24.3571-8522.5	240496	ATE Ø 57 - Halter
			➔	☐; → 3B-X-124107; +PR 1LB,1LE,1ZC	24.3571-8522.5	240496	ATE Ø 57 - Halter
			➔	☐; +PR 1KD,1KE,1KF,1KW	24.3384-1731.5	240818	TRW Ø 38 - Halter
			➔	☐; +PR 1KD,1KE,1KF,1KW	24.3384-1732.5	240819	TRW Ø 38 - Halter
1.8 T	125	05/02→08/05	➔	☐; → 3B-X-124107; +PR 1LB,1LE,1ZC	24.3571-8521.5	240495	ATE Ø 57 - Halter
			➔	☐; 3B-X-124108→; → 06/05; +PR 1LB,1LE,1ZC	24.3571-8521.5	240495	ATE Ø 57 - Halter
			➔	☐; → 3B-X-124107; +PR 1LB,1LE,1ZC	24.3571-8522.5	240496	ATE Ø 57 - Halter
			➔	☐; 3B-X-124108→; → 06/05; +PR 1LB,1LE,1ZC	24.3571-8522.5	240496	ATE Ø 57 - Halter
			➔	☐; → 06/05; +PR 1KD,1KE,1KF,1KW	24.3384-1731.5	240818	TRW Ø 38 - Halter
			➔	☐; → 06/05; +PR 1KD,1KE,1KF,1KW	24.3384-1732.5	240819	TRW Ø 38 - Halter
1.9 TDI 1.9 TDI	74 96	11/00→05/05 11/00→05/05	➔	☐; +PR 1LB,1LE,1ZC	24.3571-8521.5	240495	ATE Ø 57 - Halter
			➔	☐; +PR 1LB,1LE,1ZC	24.3571-8522.5	240496	ATE Ø 57 - Halter
			➔	☐; +PR 1KD,1KE,1KF,1KW	24.3384-1731.5	240818	TRW Ø 38 - Halter

↓











































	kw			 	! #			
<b>VW - PASSAT Variant (3B6) 10/00→08/05</b>								
 <b>Bremssattel</b>								
1.9 TDI	74	11/00→05/05	➔	☐; +PR 1KD,1KE,1KF,1KW		24.3384-1732.5	240819	TRW Ø 38 - Halter
1.9 TDI	96	11/00→05/05						
1.9 TDI 4motion	96	11/00→05/05	➔	☐; +PR 1LB,1LE,1ZC		24.3571-8521.5	240495	ATE Ø 57 - Halter
2.0 4motion	85	11/00→05/05	➔	☐; +PR 1LB,1LE,1ZC		24.3571-8522.5	240496	ATE Ø 57 - Halter
			➔	☐; +PR 1KD;1KF		24.3384-1733.5	240820	TRW Ø 38 - Halter
			➔	☐; +PR 1KD;1KF		24.3384-1734.7	220546	TRW Ø 38 - Halter
			➔	☐; +PR 1KE;1KW		24.3437-1701.7	220761	TRW Ø 43 - Halter
			➔	☐; +PR 1KE;1KW		24.3437-1702.7	220762	TRW Ø 43 - Halter
2.0	85	11/00→05/05	➔	☐; +PR 1LB,1LE,1ZC		24.3571-8521.5	240495	ATE Ø 57 - Halter
			➔	☐; +PR 1LB,1LE,1ZC		24.3571-8522.5	240496	ATE Ø 57 - Halter
2.0	96	11/01→05/05	➔	☐; 05/02→; +PR 1LB,1LE,1ZC		24.3571-8521.5	240495	ATE Ø 57 - Halter
			➔	☐; 05/02→; +PR 1LB,1LE,1ZC		24.3571-8522.5	240496	ATE Ø 57 - Halter
			➔	☐; 05/02→; +PR 1KD,1KE,1KF,1KW		24.3384-1731.5	240818	TRW Ø 38 - Halter
			➔	☐; 05/02→; +PR 1KD,1KE,1KF,1KW		24.3384-1732.5	240819	TRW Ø 38 - Halter
2.0 TDI	100	12/03→05/05	➔	☐; +PR 1LT		11.9571-9835.2	220427	ATE Ø 57 - Halter
			➔	☐; +PR 1LT		11.9571-9836.2	220428	ATE Ø 57 - Halter
			➔	☐; +PR 1LB,1LE,1ZC		24.3571-8521.5	240495	ATE Ø 57 - Halter
			➔	☐; +PR 1LB,1LE,1ZC		24.3571-8522.5	240496	ATE Ø 57 - Halter
			➔	☐; +PR 1KD,1KE,1KF,1KW		24.3384-1731.5	240818	TRW Ø 38 - Halter
			➔	☐; +PR 1KD,1KE,1KF,1KW		24.3384-1732.5	240819	TRW Ø 38 - Halter
2.3 VR5	125	11/00→05/05	➔	☐; +PR 1LT		11.9571-9835.2	220427	ATE Ø 57 - Halter
			➔	☐; +PR 1LT		11.9571-9836.2	220428	ATE Ø 57 - Halter
			➔	☐; → 3B-X-124107; +PR 1LB,1LE,1ZC		24.3571-8521.5	240495	ATE Ø 57 - Halter
			➔	☐; → 3B-X-124107; +PR 1LB,1LE,1ZC		24.3571-8522.5	240496	ATE Ø 57 - Halter
			➔	☐; +PR 1KD,1KE,1KF,1KW		24.3384-1731.5	240818	TRW Ø 38 - Halter
			➔	☐; +PR 1KD,1KE,1KF,1KW		24.3384-1732.5	240819	TRW Ø 38 - Halter
2.3 VR5 4motion	125	11/00→05/05	➔	☐; +PR 1LT		11.9571-9835.2	220427	ATE Ø 57 - Halter
2.8 4motion	142	11/00→05/05	➔	☐; +PR 1LT		11.9571-9836.2	220428	ATE Ø 57 - Halter
			➔	☐; → 3B-X-124107; +PR 1LB,1LE,1ZC		24.3571-8521.5	240495	ATE Ø 57 - Halter
			➔	☐; → 3B-X-124107; +PR 1LB,1LE,1ZC		24.3571-8522.5	240496	ATE Ø 57 - Halter
			➔	☐; +PR 1KD;1KF		24.3384-1733.5	240820	TRW Ø 38 - Halter
			➔	☐; +PR 1KD;1KF		24.3384-1734.7	220546	TRW Ø 38 - Halter
			➔	☐; +PR 1KE;1KW		24.3437-1701.7	220761	TRW Ø 43 - Halter
			➔	☐; +PR 1KE;1KW		24.3437-1702.7	220762	TRW Ø 43 - Halter
2.5 TDI	110	11/00→05/05	➔	☐; +PR 1LT		11.9571-9835.2	220427	ATE Ø 57 - Halter
2.5 TDI	120	05/03→05/05	➔	☐; +PR 1LT		11.9571-9836.2	220428	ATE Ø 57 - Halter
			➔	☐; +PR 1KD,1KE,1KF,1KW		24.3384-1731.5	240818	TRW Ø 38 - Halter
			➔	☐; +PR 1KD,1KE,1KF,1KW		24.3384-1732.5	240819	TRW Ø 38 - Halter
2.5 TDI 4motion	110	11/00→05/05	➔	☐; +PR 1LT		11.9571-9835.2	220427	ATE Ø 57 - Halter
2.5 TDI 4motion	132	01/03→05/05	➔	☐; +PR 1LT		11.9571-9836.2	220428	ATE Ø 57 - Halter
			➔	☐; +PR 1KD;1KF		24.3384-1733.5	240820	TRW Ø 38 - Halter
			➔	☐; +PR 1KD;1KF		24.3384-1734.7	220546	TRW Ø 38 - Halter
			➔	☐; +PR 1KE;1KW		24.3437-1701.7	220761	TRW Ø 43 - Halter
			➔	☐; +PR 1KE;1KW		24.3437-1702.7	220762	TRW Ø 43 - Halter
2.8	142	10/00→08/05	➔	☐; → 06/05; +PR 1LT		11.9571-9835.2	220427	ATE Ø 57 - Halter
			➔	☐; → 06/05; +PR 1LT		11.9571-9836.2	220428	ATE Ø 57 - Halter
			➔	☐; → 3B-X-124107; +PR 1LB,1LE,1ZC		24.3571-8521.5	240495	ATE Ø 57 - Halter
			➔	☐; → 3B-X-124107; +PR 1LB,1LE,1ZC		24.3571-8522.5	240496	ATE Ø 57 - Halter
			➔	☐; → 06/05; +PR 1KD,1KE,1KF,1KW		24.3384-1731.5	240818	TRW Ø 38 - Halter
			➔	☐; → 06/05; +PR 1KD,1KE,1KF,1KW		24.3384-1732.5	240819	TRW Ø 38 - Halter
4.0 W8 4motion	202	09/01→09/04	➔	☐; +PR 1KD;1KF		24.3384-1733.5	240820	TRW Ø 38 - Halter
			➔	☐; +PR 1KD;1KF		24.3384-1734.7	220546	TRW Ø 38 - Halter
			➔	☐; +PR 1KE;1KW		24.3437-1701.7	220761	TRW Ø 43 - Halter
↓								









	kw					! #		
<b>VW - PASSAT Variant (3B6) 10/00→08/05</b>								
<b>Bremssattel</b>								
4.0 W8 4motion	202	09/01→09/04	➡	☐; +PR 1KE;1KW		24.3437-1702.7	220762	TRW Ø 43 - Halter
<b>Halter, Bremssattel</b>								
1.6 1.8 T 20V	75 110	11/00→05/05 11/00→05/05	←	3B-X-124108→; +PR 1LB,1LE,1ZC	2	11.8170-0306.1	260102	ATE
1.8 T	125	05/02→08/05	←	3B-X-124108→; → 06/05; +PR 1LB,1LE,1ZC	2	11.8170-0306.1	260102	ATE
1.9 TDI 1.9 TDI 1.9 TDI 4motion 2.0 2.0 4motion	74 96 96 85 85	11/00→05/05 11/00→05/05 11/00→05/05 11/00→05/05 11/00→05/05	←	+PR 1LB,1LE,1ZC	2	11.8170-0306.1	260102	ATE
2.0	96	11/01→05/05	←	05/02→; +PR 1LB,1LE,1ZC	2	11.8170-0306.1	260102	ATE
2.0 TDI	100	12/03→05/05	←	+PR 1LT	2	11.0230-0451.1	260130	ATE
			←	+PR 1LB,1LE,1ZC	2	11.8170-0306.1	260102	ATE
2.3 VR5 2.3 VR5 4motion 2.5 TDI 2.5 TDI 2.5 TDI 4motion 2.5 TDI 4motion 2.8 4motion	125 125 110 120 110 132 142	11/00→05/05 11/00→05/05 11/00→05/05 05/03→05/05 11/00→05/05 01/03→05/05 11/00→05/05	←	+PR 1LT	2	11.0230-0451.1	260130	ATE
2.8	142	10/00→08/05	←	→ 06/05; +PR 1LT	2	11.0230-0451.1	260130	ATE
<b>Feder, Bremssattel</b>								
1.6 1.8 T 20V	75 110	11/00→05/05 11/00→05/05	←	→ 3B-X-124107; +PR 1LB,1LE,1ZC	2	11.8116-0143.1	390513	ATE
			←	3B-X-124108→; +PR 1LB,1LE,1ZC	2	11.8116-0143.1	390513	ATE
1.8 T	125	05/02→08/05	←	→ 3B-X-124107; +PR 1LB,1LE,1ZC	2	11.8116-0143.1	390513	ATE
			←	3B-X-124108→; → 06/05; +PR 1LB,1LE,1ZC	2	11.8116-0143.1	390513	ATE
1.9 TDI 1.9 TDI 1.9 TDI 4motion 2.0 2.0 4motion	74 96 96 85 85	11/00→05/05 11/00→05/05 11/00→05/05 11/00→05/05 11/00→05/05	←	+PR 1LB,1LE,1ZC	2	11.8116-0143.1	390513	ATE
2.0	96	11/01→05/05	←	05/02→; +PR 1LB,1LE,1ZC	2	11.8116-0143.1	390513	ATE
2.0 TDI	100	12/03→05/05	←	+PR 1LB,1LE,1ZC	2	11.8116-0143.1	390513	ATE
			←	+PR 1LT	2	11.8116-0143.1	390513	ATE
2.3 VR5 2.3 VR5 4motion 2.8 4motion	125 125 142	11/00→05/05 11/00→05/05 11/00→05/05	←	→ 3B-X-124107; +PR 1LB,1LE,1ZC	2	11.8116-0143.1	390513	ATE
			←	+PR 1LT	2	11.8116-0143.1	390513	ATE
2.5 TDI 2.5 TDI 2.5 TDI 4motion 2.5 TDI 4motion	110 120 110 132	11/00→05/05 05/03→05/05 11/00→05/05 01/03→05/05	←	+PR 1LT	2	11.8116-0143.1	390513	ATE
2.8	142	10/00→08/05	←	→ 06/05; +PR 1LT	2	11.8116-0143.1	390513	ATE
			←	→ 3B-X-124107; +PR 1LB,1LE,1ZC	2	11.8116-0143.1	390513	ATE
4.0 W8 4motion	202	09/01→09/04		+PR 1ZF,1ZG	2	11.8116-0260.1	390597	ATE
<b>Führungshülzensatz, Bremssattel</b>								
1.6 1.8 T 20V	75 110	11/00→05/05 11/00→05/05	←	→ 3B-X-124107; +PR 1LB,1LE,1ZC		11.0101-5409.2	260035	ATE
			←	3B-X-124108→; +PR 1LB,1LE,1ZC		11.0101-5409.2	260035	ATE
1.8 T	125	05/02→08/05	←	3B-X-124108→; → 06/05; +PR 1LB,1LE,1ZC		11.0101-5409.2	260035	ATE
			←	→ 3B-X-124107; +PR 1LB,1LE,1ZC		11.0101-5409.2	260035	ATE
1.9 TDI 1.9 TDI 1.9 TDI 4motion 2.0 2.0 4motion	74 96 96 85 85	11/00→05/05 11/00→05/05 11/00→05/05 11/00→05/05 11/00→05/05	←	+PR 1LB,1LE,1ZC		11.0101-5409.2	260035	ATE
2.0	96	11/01→05/05	←	05/02→; +PR 1LB,1LE,1ZC		11.0101-5409.2	260035	ATE
2.0 TDI	100	12/03→05/05	←	+PR 1LB,1LE,1ZC		11.0101-5409.2	260035	ATE
			←	+PR 1LT		11.0101-5409.2	260035	ATE
2.3 VR5 2.3 VR5 4motion 2.8 4motion	125 125 142	11/00→05/05 11/00→05/05 11/00→05/05	←	→ 3B-X-124107; +PR 1LB,1LE,1ZC		11.0101-5409.2	260035	ATE
			←	+PR 1LT		11.0101-5409.2	260035	ATE
2.5 TDI 2.5 TDI 2.5 TDI 4motion	110 120 110	11/00→05/05 05/03→05/05 11/00→05/05	←	+PR 1LT		11.0101-5409.2	260035	ATE
↓								

	kw					! #		
<b>VW - PASSAT Variant (3B6) 10/00→08/05</b>								
<b>Führungshülzensatz, Bremsattel</b>								
2.5 TDI 4motion	132	01/03→05/05	←	+PR 1LT		11.0101-5409.2	260035	ATE
2.8	142	10/00→08/05	←	→ 06/05; +PR 1LT		11.0101-5409.2	260035	ATE
			←	→ 3B-X-124107; +PR 1LB,1LE,1ZC		11.0101-5409.2	260035	ATE
<b>Führungsbolzen, Bremsattel</b>								
1.6	75	11/00→05/05	←	3B-X-124108→; +PR 1LB,1LE,1ZC		11.8171-0008.1	990049	ATE
1.8 T 20V	110	11/00→05/05	←	→ 3B-X-124107; +PR 1LB,1LE,1ZC		11.8171-0008.1	990049	ATE
1.8 T	125	05/02→08/05	←	3B-X-124108→; → 06/05; +PR 1LB,1LE,1ZC		11.8171-0008.1	990049	ATE
			←	→ 3B-X-124107; +PR 1LB,1LE,1ZC		11.8171-0008.1	990049	ATE
1.9 TDI	74	11/00→05/05	←	+PR 1LB,1LE,1ZC		11.8171-0008.1	990049	ATE
1.9 TDI	96	11/00→05/05						
1.9 TDI 4motion	96	11/00→05/05						
2.0	85	11/00→05/05						
2.0 4motion	85	11/00→05/05						
2.0	96	11/01→05/05	←	05/02→; +PR 1LB,1LE,1ZC		11.8171-0008.1	990049	ATE
2.0 TDI	100	12/03→05/05		+PR 1LT		11.8171-0008.1	990049	ATE
			←	+PR 1LB,1LE,1ZC		11.8171-0008.1	990049	ATE
2.3 VR5	125	11/00→05/05		+PR 1LT		11.8171-0008.1	990049	ATE
2.3 VR5 4motion	125	11/00→05/05	←	→ 3B-X-124107; +PR 1LB,1LE,1ZC		11.8171-0008.1	990049	ATE
2.8 4motion	142	11/00→05/05						
2.5 TDI	110	11/00→05/05		+PR 1LT		11.8171-0008.1	990049	ATE
2.5 TDI	120	05/03→05/05						
2.5 TDI 4motion	110	11/00→05/05						
2.5 TDI 4motion	132	01/03→05/05						
2.8	142	10/00→08/05		→ 06/05; +PR 1LT		11.8171-0008.1	990049	ATE
			←	→ 3B-X-124107; +PR 1LB,1LE,1ZC		11.8171-0008.1	990049	ATE
4.0 W8 4motion	202	09/01→09/04		+PR 1ZF,1ZG		11.8171-0008.1	990049	ATE
<b>Dichtungssatz, Bremsattel</b>								
1.6	75	11/00→05/05	←	3B-X-124108→; +PR 1LB,1LE,1ZC		11.0441-5704.2	250034	ATE
1.8 T 20V	110	11/00→05/05	←	→ 3B-X-124107; +PR 1LB,1LE,1ZC		11.0441-5704.2	250034	ATE
1.8 T	125	05/02→08/05	←	3B-X-124108→; → 06/05; +PR 1LB,1LE,1ZC		11.0441-5704.2	250034	ATE
			←	→ 3B-X-124107; +PR 1LB,1LE,1ZC		11.0441-5704.2	250034	ATE
1.9 TDI	74	11/00→05/05	←	+PR 1LB,1LE,1ZC		11.0441-5704.2	250034	ATE
1.9 TDI	96	11/00→05/05						
1.9 TDI 4motion	96	11/00→05/05						
2.0	85	11/00→05/05						
2.0 4motion	85	11/00→05/05						
2.0	96	11/01→05/05	←	05/02→; +PR 1LB,1LE,1ZC		11.0441-5704.2	250034	ATE
2.0 TDI	100	12/03→05/05	←	+PR 1LB,1LE,1ZC		11.0441-5704.2	250034	ATE
			←	+PR 1LT		11.0441-5704.2	250034	ATE
2.3 VR5	125	11/00→05/05	←	→ 3B-X-124107; +PR 1LB,1LE,1ZC		11.0441-5704.2	250034	ATE
2.3 VR5 4motion	125	11/00→05/05	←	+PR 1LT		11.0441-5704.2	250034	ATE
2.8 4motion	142	11/00→05/05						
2.5 TDI	110	11/00→05/05	←	+PR 1LT		11.0441-5704.2	250034	ATE
2.5 TDI	120	05/03→05/05						
2.5 TDI 4motion	110	11/00→05/05						
2.5 TDI 4motion	132	01/03→05/05						
2.8	142	10/00→08/05	←	→ 06/05; +PR 1LT		11.0441-5704.2	250034	ATE
			←	→ 3B-X-124107; +PR 1LB,1LE,1ZC		11.0441-5704.2	250034	ATE
<b>Bremsschlauch</b>								
1.6	75	11/00→05/05	←		2	83.7813-0295.3	330799	L= 295
1.8 T 20V	110	11/00→05/05	→					
1.9 TDI	74	11/00→05/05	→	□ / am Bremsattel		24.1253-0030.3	331126	L= 184 mit Rohrleitung
1.9 TDI	96	11/00→05/05	→	□ / am Bremsattel		24.1253-0040.3	331127	L= 190 mit Rohrleitung
2.0	85	11/00→05/05	→					
2.0 TDI	100	12/03→05/05	→		2	24.5237-0183.3	331454	L= 182,4
2.3 VR5	125	11/00→05/05	→	am Bremsattel	2	24.5243-0190.3	330678	L= 190
2.5 TDI	110	11/00→05/05						
2.5 TDI	120	05/03→05/05						
1.8 T 2.8	125 142	05/02→08/05 10/00→08/05	←	→ 06/05	2	83.7813-0295.3	330799	L= 295
			→	□ / am Bremsattel; → 06/05		24.1253-0030.3	331126	L= 184 mit Rohrleitung
			→	□ / am Bremsattel; → 06/05		24.1253-0040.3	331127	L= 190 mit Rohrleitung
			→	→ 06/05	2	24.5237-0183.3	331454	L= 182,4
↓								





	kw			 	! #		
<b>VW - PASSAT Variant (3B6) 10/00→08/05</b>							
 <b>Bremsschlauch</b>							
1.8 T 2.8	125 142	05/02→08/05 10/00→08/05	➔	am Bremssattel; → 06/05	2	24.5243-0190.3 330678	L= 190
1.9 TDI 4motion 2.0 4motion	96 85	11/00→05/05 11/00→05/05	➔		2	83.7813-0295.3 330799	L= 295
2.0	96	11/01→05/05	➔	05/02→	2	83.7813-0295.3 330799	L= 295
			➔	 / am Bremssattel; 05/02→		24.1253-0030.3 331126	L= 184 mit Rohrleitung
			➔	 / am Bremssattel; 05/02→		24.1253-0040.3 331127	L= 190 mit Rohrleitung
			➔	05/02→	2	24.5237-0183.3 331454	L= 182,4
			➔	am Bremssattel; 05/02→	2	24.5243-0190.3 330678	L= 190
2.3 VR5 4motion 2.5 TDI 4motion 2.5 TDI 4motion 2.8 4motion	125 110 132 142	11/00→05/05 11/00→05/05 01/03→05/05 11/00→05/05	➔		2	83.7813-0295.3 330799	L= 295
4.0 W8 4motion	202	09/01→09/04	➔		2	24.5237-0360.3 331212	L= 360
<b>VW - PASSAT Variant (3C5) 08/05→10/11</b>							
 <b>Bremssattel</b>							
1.4 TSI 1.8 TSI	90 118	05/07→11/10 05/07→10/11	➔	 ; 10/07→ 07/10; +PR 1LJ,1LH,1ZG,1ZM		11.9541-9553.2 220563	ATE Ø 54 - Halter
			➔	 ; 10/07→ 07/10; +PR 1LJ,1LH,1ZG,1ZM		11.9541-9554.2 220564	ATE Ø 54 - Halter
			➔	 ; 10/07→ 07/10; +PR 1LK,1LM		11.9576-9995.2 220651	ATE Ø 57 - Halter
			➔	 ; 10/07→ 07/10; +PR 1LK,1LM		11.9576-9996.2 220652	ATE Ø 57 - Halter
			➔	 ; 10/07→ 07/10; +PR 1KU		24.6238-1705.7 220939	TRW Ø 38 - Halter + eFSB
			➔	 ; 10/07→ 07/10; +PR 1KU		24.6238-1706.7 220940	TRW Ø 38 - Halter + eFSB
			➔	 ; 10/07→ 07/10; +PR 1KW		24.6241-1709.7 221021	TRW Ø 41 + EMot / - Halter + FSB
			➔	 ; 10/07→ 07/10; +PR 1KW		24.6241-1710.7 221022	TRW Ø 41 + EMot / - Halter + FSB
			➔	 ; 10/07→ 07/10; +PR 2EA,2EL		24.6241-1711.5 240713	TRW Ø 41 + EMot / - Halter + FSB
			➔	 ; 10/07→ 07/10; +PR 2EA,2EL		24.6241-1712.5 240714	TRW Ø 41 + EMot / - Halter + FSB
			1.4 TSI EcoFuel 1.6 TDI 1.8 TSI 2.0 BlueTDI 2.0 FSI 2.0 TDI 2.0 TDI 4motion	110 77 112 105 125 81 125	01/09→11/10 08/09→11/10 11/09→11/10 01/09→11/10 08/07→11/10 11/08→11/10 05/09→11/10	➔	 ; → 07/10; +PR 1LJ,1LH,1ZG,1ZM
			➔	 ; → 07/10; +PR 1LJ,1LH,1ZG,1ZM		11.9541-9554.2 220564	ATE Ø 54 - Halter
			➔	 ; → 07/10; +PR 1LK,1LM		11.9576-9995.2 220651	ATE Ø 57 - Halter
			➔	 ; → 07/10; +PR 1LK,1LM		11.9576-9996.2 220652	ATE Ø 57 - Halter
			➔	 ; → 07/10; +PR 1KU		24.6238-1705.7 220939	TRW Ø 38 - Halter + eFSB
			➔	 ; → 07/10; +PR 1KU		24.6238-1706.7 220940	TRW Ø 38 - Halter + eFSB
			➔	 ; → 07/10; +PR 1KW		24.6241-1709.7 221021	TRW Ø 41 + EMot / - Halter + FSB
			➔	 ; → 07/10; +PR 1KW		24.6241-1710.7 221022	TRW Ø 41 + EMot / - Halter + FSB
			➔	 ; → 07/10; +PR 2EA,2EL		24.6241-1711.5 240713	TRW Ø 41 + EMot / - Halter + FSB
			➔	 ; → 07/10; +PR 2EA,2EL		24.6241-1712.5 240714	TRW Ø 41 + EMot / - Halter + FSB
			1.6 2.0 FSI 2.0 FSI 2.0 FSI 4motion 2.0 TDI 2.0 TDI 2.0 TDI 16V 3.2 FSI 4motion 3.6 R36 4motion	75 110 147 110 100 125 103 184 220	08/05→11/10 08/05→11/10 08/05→11/10 09/05→11/10 08/05→11/10 08/05→11/10 08/05→11/10 11/05→11/10 04/07→11/10	➔	 ; → 07/10; +PR 1LJ,1LH,1ZG,1ZM
			➔	 ; → 07/10; +PR 1LJ,1LH,1ZG,1ZM		11.9541-9554.2 220564	ATE Ø 54 - Halter
			➔	 ; → 07/10; +PR 1LK,1LM		11.9576-9995.2 220651	ATE Ø 57 - Halter
			➔	 ; → 07/10; +PR 1LK,1LM		11.9576-9996.2 220652	ATE Ø 57 - Halter
			➔	 ; → 04/07; +PR 1KU		24.6238-1701.7 220819	TRW Ø 38 - Halter + eFSB
			➔	 ; → 04/07; +PR 1KU		24.6238-1702.7 220820	TRW Ø 38 - Halter + eFSB
			➔	 ; 05/07→ 07/10; +PR 1KU		24.6238-1705.7 220939	TRW Ø 38 - Halter + eFSB
			➔	 ; 05/07→ 07/10; +PR 1KU		24.6238-1706.7 220940	TRW Ø 38 - Halter + eFSB
			➔	 ; → 04/07; +PR 2EA,2EL		24.6241-1705.7 220941	TRW Ø 41 + EMot / - Halter + FSB
			➔	 ; → 04/07; +PR 2EA,2EL		24.6241-1706.7 220942	TRW Ø 41 + EMot / - Halter + FSB
			➔	 ; → 07/10; +PR 1KW		24.6241-1709.7 221021	TRW Ø 41 + EMot / - Halter + FSB
↓							

	kw			 	! #			
<b>VW - PASSAT Variant (3C5) 08/05→10/11</b>								
<b> Bremsattel</b>								
1.6 FSI	75	08/05→11/10	➡	☐; → 07/10; +PR 1KW		24.6241-1710.7	221022	TRW Ø 41 + EMot / - Halter + FSB
2.0 FSI	110	08/05→11/10						
2.0 FSI	147	08/05→11/10	➡	☐; 05/07→ 07/10; +PR 2EA,2EL		24.6241-1711.5	240713	TRW Ø 41 + EMot / - Halter + FSB
2.0 FSI 4motion	110	09/05→11/10						
2.0 TDI	100	08/05→11/10						
2.0 TDI	125	08/05→11/10	➡	☐; 05/07→ 07/10; +PR 2EA,2EL		24.6241-1712.5	240714	TRW Ø 41 + EMot / - Halter + FSB
2.0 TDI 16V	103	08/05→11/10						
3.2 FSI 4motion	184	11/05→11/10						
3.6 R36 4motion	220	04/07→11/10						
1.6 FSI	85	08/05→06/08	←	☐; +PR 1LJ,1LH,1ZG,1ZM		11.9541-9553.2	220563	ATE Ø 54 - Halter
1.9 TDI	77	08/05→11/08	←	☐; +PR 1LJ,1LH,1ZG,1ZM		11.9541-9554.2	220564	ATE Ø 54 - Halter
2.0 TDI	103	08/05→05/09	←	☐; +PR 1LK,1LM		11.9576-9995.2	220651	ATE Ø 57 - Halter
2.0 TDI	120	08/05→05/09	←	☐; +PR 1LK,1LM		11.9576-9996.2	220652	ATE Ø 57 - Halter
			➡	☐; → 04/07; +PR 1KU		24.6238-1701.7	220819	TRW Ø 38 - Halter + eFSB
			➡	☐; → 04/07; +PR 1KU		24.6238-1702.7	220820	TRW Ø 38 - Halter + eFSB
			➡	☐; 05/07→; +PR 1KU		24.6238-1705.7	220939	TRW Ø 38 - Halter + eFSB
			➡	☐; 05/07→; +PR 1KU		24.6238-1706.7	220940	TRW Ø 38 - Halter + eFSB
			➡	☐; → 04/07; +PR 2EA,2EL		24.6241-1705.7	220941	TRW Ø 41 + EMot / - Halter + FSB
			➡	☐; → 04/07; +PR 2EA,2EL		24.6241-1706.7	220942	TRW Ø 41 + EMot / - Halter + FSB
			➡	☐; +PR 1KW		24.6241-1709.7	221021	TRW Ø 41 + EMot / - Halter + FSB
			➡	☐; +PR 1KW		24.6241-1710.7	221022	TRW Ø 41 + EMot / - Halter + FSB
			➡	☐; 05/07→; +PR 2EA,2EL		24.6241-1711.5	240713	TRW Ø 41 + EMot / - Halter + FSB
			➡	☐; 05/07→; +PR 2EA,2EL		24.6241-1712.5	240714	TRW Ø 41 + EMot / - Halter + FSB
2.0 TDI	88	11/05→05/07	←	☐; +PR 1LJ,1LH,1ZG,1ZM		11.9541-9553.2	220563	ATE Ø 54 - Halter
			←	☐; +PR 1LJ,1LH,1ZG,1ZM		11.9541-9554.2	220564	ATE Ø 54 - Halter
			←	☐; +PR 1LK,1LM		11.9576-9995.2	220651	ATE Ø 57 - Halter
			←	☐; +PR 1LK,1LM		11.9576-9996.2	220652	ATE Ø 57 - Halter
			➡	☐; → 04/07; +PR 1KU		24.6238-1701.7	220819	TRW Ø 38 - Halter + eFSB
			➡	☐; → 04/07; +PR 1KU		24.6238-1702.7	220820	TRW Ø 38 - Halter + eFSB
			➡	☐; 05/07→; +PR 1KU		24.6238-1705.7	220939	TRW Ø 38 - Halter + eFSB
			➡	☐; 05/07→; +PR 1KU		24.6238-1706.7	220940	TRW Ø 38 - Halter + eFSB
			➡	☐; → 04/07; +PR 2EA,2EL		24.6241-1705.7	220941	TRW Ø 41 + EMot / - Halter + FSB
			➡	☐; → 04/07; +PR 2EA,2EL		24.6241-1706.7	220942	TRW Ø 41 + EMot / - Halter + FSB
			➡	☐; +PR 1KW		24.6241-1709.7	221021	TRW Ø 41 + EMot / - Halter + FSB
			➡	☐; +PR 1KW		24.6241-1710.7	221022	TRW Ø 41 + EMot / - Halter + FSB
			➡	☐; +PR 2EA,2EL		24.6241-1711.5	240713	TRW Ø 41 + EMot / - Halter + FSB
			➡	☐; +PR 2EA,2EL		24.6241-1712.5	240714	TRW Ø 41 + EMot / - Halter + FSB
2.0 TDI	90	08/05→02/06	←	☐; +PR 1LJ,1LH,1ZG,1ZM		11.9541-9553.2	220563	ATE Ø 54 - Halter
			←	☐; +PR 1LJ,1LH,1ZG,1ZM		11.9541-9554.2	220564	ATE Ø 54 - Halter
			←	☐; +PR 1LK,1LM		11.9576-9995.2	220651	ATE Ø 57 - Halter
			←	☐; +PR 1LK,1LM		11.9576-9996.2	220652	ATE Ø 57 - Halter
			➡	☐; +PR 1KU		24.6238-1701.7	220819	TRW Ø 38 - Halter + eFSB
			➡	☐; +PR 1KU		24.6238-1702.7	220820	TRW Ø 38 - Halter + eFSB
			➡	☐; +PR 2EA,2EL		24.6241-1705.7	220941	TRW Ø 41 + EMot / - Halter + FSB
			➡	☐; +PR 2EA,2EL		24.6241-1706.7	220942	TRW Ø 41 + EMot / - Halter + FSB
			➡	☐; +PR 1KW		24.6241-1709.7	221021	TRW Ø 41 + EMot / - Halter + FSB
			➡	☐; +PR 1KW		24.6241-1710.7	221022	TRW Ø 41 + EMot / - Halter + FSB
↓								








**VW - PASSAT Variant (3C5) 08/05→10/11**

**Bremssattel**

2.0 TDI 16V 4motion	103	08/05→11/10	←	☐; 09/05→ 07/10; +PR 1LJ,1LH,1ZG,1ZM	2	11.9541-9553.2	220563	ATE Ø 54 - Halter
			←	☐; 09/05→ 07/10; +PR 1LJ,1LH,1ZG,1ZM	2	11.9541-9554.2	220564	ATE Ø 54 - Halter
			←	☐; 09/05→ 07/10; +PR 1LK,1LM	2	11.9576-9995.2	220651	ATE Ø 57 - Halter
			←	☐; 09/05→ 07/10; +PR 1LK,1LM	2	11.9576-9996.2	220652	ATE Ø 57 - Halter
			→	☐; 09/05→ 04/07; +PR 1KU	2	24.6238-1701.7	220819	TRW Ø 38 - Halter + eFSB
			→	☐; 09/05→ 04/07; +PR 1KU	2	24.6238-1702.7	220820	TRW Ø 38 - Halter + eFSB
			→	☐; 05/07→ 07/10; +PR 1KU	2	24.6238-1705.7	220939	TRW Ø 38 - Halter + eFSB
			→	☐; 05/07→ 07/10; +PR 1KU	2	24.6238-1706.7	220940	TRW Ø 38 - Halter + eFSB
			→	☐; 09/05→ 04/07; +PR 2EA,2EL	2	24.6241-1705.7	220941	TRW Ø 41 + EMot / - Halter + FSB
			→	☐; 09/05→ 04/07; +PR 2EA,2EL	2	24.6241-1706.7	220942	TRW Ø 41 + EMot / - Halter + FSB
			→	☐; 09/05→ 07/10; +PR 1KW	2	24.6241-1709.7	221021	TRW Ø 41 + EMot / - Halter + FSB
			→	☐; 09/05→ 07/10; +PR 1KW	2	24.6241-1710.7	221022	TRW Ø 41 + EMot / - Halter + FSB
			→	☐; 05/07→ 07/10; +PR 2EA,2EL	2	24.6241-1711.5	240713	TRW Ø 41 + EMot / - Halter + FSB
			→	☐; 05/07→ 07/10; +PR 2EA,2EL	2	24.6241-1712.5	240714	TRW Ø 41 + EMot / - Halter + FSB
2.0 TDI 4motion	103	08/05→05/09	←	☐; 09/05→; +PR 1LJ,1LH,1ZG,1ZM	2	11.9541-9553.2	220563	ATE Ø 54 - Halter
			←	☐; 09/05→; +PR 1LJ,1LH,1ZG,1ZM	2	11.9541-9554.2	220564	ATE Ø 54 - Halter
			←	☐; 09/05→; +PR 1LK,1LM	2	11.9576-9995.2	220651	ATE Ø 57 - Halter
			←	☐; 09/05→; +PR 1LK,1LM	2	11.9576-9996.2	220652	ATE Ø 57 - Halter
			→	☐; 09/05→ 04/07; +PR 1KU	2	24.6238-1701.7	220819	TRW Ø 38 - Halter + eFSB
			→	☐; 09/05→ 04/07; +PR 1KU	2	24.6238-1702.7	220820	TRW Ø 38 - Halter + eFSB
			→	☐; 05/07→; +PR 1KU	2	24.6238-1705.7	220939	TRW Ø 38 - Halter + eFSB
			→	☐; 05/07→; +PR 1KU	2	24.6238-1706.7	220940	TRW Ø 38 - Halter + eFSB
			→	☐; 09/05→ 04/07; +PR 2EA,2EL	2	24.6241-1705.7	220941	TRW Ø 41 + EMot / - Halter + FSB
			→	☐; 09/05→ 04/07; +PR 2EA,2EL	2	24.6241-1706.7	220942	TRW Ø 41 + EMot / - Halter + FSB
			→	☐; 09/05→; +PR 1KW	2	24.6241-1709.7	221021	TRW Ø 41 + EMot / - Halter + FSB
			→	☐; 09/05→; +PR 1KW	2	24.6241-1710.7	221022	TRW Ø 41 + EMot / - Halter + FSB
			→	☐; 05/07→; +PR 2EA,2EL	2	24.6241-1711.5	240713	TRW Ø 41 + EMot / - Halter + FSB
			→	☐; 05/07→; +PR 2EA,2EL	2	24.6241-1712.5	240714	TRW Ø 41 + EMot / - Halter + FSB

**Feder, Bremssattel**

1.4 TSI	90	05/07→11/10	←	10/07→ 07/10; +PR 1LJ,1LH,1ZG,1ZM	2	11.8116-0351.1	390538	ATE
1.8 TSI	118	05/07→10/11	←	10/07→ 07/10; +PR 1LK,1LM	2	11.8116-0410.2	390589	ATE
1.4 TSI EcoFuel	110	01/09→11/10	←	→ 07/10; +PR 1LJ,1LH,1ZG,1ZM	2	11.8116-0351.1	390538	ATE
1.6	75	08/05→11/10						
1.6 TDI	77	08/09→11/10	←	→ 07/10; +PR 1LK,1LM	2	11.8116-0410.2	390589	ATE
1.8 TSI	112	11/09→11/10						
2.0 BlueTDI	105	01/09→11/10						
2.0 FSI	110	08/05→11/10						
2.0 FSI	125	08/07→11/10						
2.0 FSI	147	08/05→11/10						
2.0 FSI 4motion	110	09/05→11/10						
2.0 TDI	81	11/08→11/10						
2.0 TDI	100	08/05→11/10						
2.0 TDI	125	08/05→11/10						
2.0 TDI 16V	103	08/05→11/10						
2.0 TDI 4motion	125	05/09→11/10						
3.2 FSI 4motion	184	11/05→11/10						
3.6 R36 4motion	220	04/07→11/10						
1.6 FSI	85	08/05→06/08	←	+PR 1LJ,1LH,1ZG,1ZM	2	11.8116-0351.1	390538	ATE
1.9 TDI	77	08/05→11/08						
2.0 TDI	88	11/05→05/07	←	+PR 1LK,1LM	2	11.8116-0410.2	390589	ATE
2.0 TDI	90	08/05→02/06						
2.0 TDI	103	08/05→05/09						
2.0 TDI	120	08/05→05/09						
↓								

	kw			 	! #		
<b>VW - PASSAT Variant (3C5) 08/05→10/11</b>							
<b>Feder, Bremssattel</b>							
2.0 TDI 16V 4motion	103	08/05→11/10	←	09/05→ 07/10; +PR 1LJ,1LH,1ZG,1ZM	2	11.8116-0351.1 390538	ATE
			←	09/05→ 07/10; +PR 1LK,1LM	2	11.8116-0410.2 390589	ATE
2.0 TDI 4motion	103	08/05→05/09	←	09/05→; +PR 1LJ,1LH,1ZG,1ZM	2	11.8116-0351.1 390538	ATE
			←	09/05→; +PR 1LK,1LM	2	11.8116-0410.2 390589	ATE
<b>Führungshülzensatz, Bremssattel</b>							
1.4 TSI	90	05/07→11/10	←	10/07→ 07/10; +PR 1LJ,1LH,1ZG,1ZM		11.0101-5409.2 260035	ATE
1.8 TSI	118	05/07→10/11	←	10/07→ 07/10; +PR 1LK,1LM		11.0101-5409.2 260035	ATE
1.4 TSI EcoFuel	110	01/09→11/10	←	→ 07/10; +PR 1LJ,1LH,1ZG,1ZM		11.0101-5409.2 260035	ATE
1.6	75	08/05→11/10					
1.6 TDI	77	08/09→11/10	←	→ 07/10; +PR 1LK,1LM		11.0101-5409.2 260035	ATE
1.8 TSI	112	11/09→11/10					
2.0 BlueTDI	105	01/09→11/10					
2.0 FSI	110	08/05→11/10					
2.0 FSI	125	08/07→11/10					
2.0 FSI	147	08/05→11/10					
2.0 FSI 4motion	110	09/05→11/10					
2.0 TDI	81	11/08→11/10					
2.0 TDI	100	08/05→11/10					
2.0 TDI	125	08/05→11/10					
2.0 TDI 16V	103	08/05→11/10					
2.0 TDI 4motion	125	05/09→11/10					
3.2 FSI 4motion	184	11/05→11/10					
3.6 R36 4motion	220	04/07→11/10					
1.6 FSI	85	08/05→06/08	←	+PR 1LK,1LM		11.0101-5409.2 260035	ATE
1.9 TDI	77	08/05→11/08					
2.0 TDI	88	11/05→05/07	←	+PR 1LJ,1LH,1ZG,1ZM		11.0101-5409.2 260035	ATE
2.0 TDI	90	08/05→02/06					
2.0 TDI	103	08/05→05/09					
2.0 TDI	120	08/05→05/09					
2.0 TDI 16V 4motion	103	08/05→11/10	←	09/05→ 07/10; +PR 1LJ,1LH,1ZG,1ZM		11.0101-5409.2 260035	ATE
			←	09/05→ 07/10; +PR 1LK,1LM		11.0101-5409.2 260035	ATE
2.0 TDI 4motion	103	08/05→05/09	←	09/05→; +PR 1LJ,1LH,1ZG,1ZM		11.0101-5409.2 260035	ATE
			←	09/05→; +PR 1LK,1LM		11.0101-5409.2 260035	ATE
<b>Führungsbolzen, Bremssattel</b>							
1.4 TSI	90	05/07→11/10		10/07→ 07/10; +PR 1LK,1LM		11.8171-0008.1 990049	ATE
1.8 TSI	118	05/07→10/11		10/07→ 07/10; +PR 1LJ,1LH,1ZG,1ZM		11.8171-0008.1 990049	ATE
1.4 TSI EcoFuel	110	01/09→11/10		→ 07/10; +PR 1LK,1LM		11.8171-0008.1 990049	ATE
1.6	75	08/05→11/10					
1.6 TDI	77	08/09→11/10		→ 07/10; +PR 1LJ,1LH,1ZG,1ZM		11.8171-0008.1 990049	ATE
1.8 TSI	112	11/09→11/10					
2.0 BlueTDI	105	01/09→11/10					
2.0 FSI	110	08/05→11/10					
2.0 FSI	125	08/07→11/10					
2.0 FSI	147	08/05→11/10					
2.0 FSI 4motion	110	09/05→11/10					
2.0 TDI	81	11/08→11/10					
2.0 TDI	100	08/05→11/10					
2.0 TDI	125	08/05→11/10					
2.0 TDI 16V	103	08/05→11/10					
2.0 TDI 4motion	125	05/09→11/10					
3.2 FSI 4motion	184	11/05→11/10					
3.6 R36 4motion	220	04/07→11/10					
1.6 FSI	85	08/05→06/08		+PR 1LJ,1LH,1ZG,1ZM		11.8171-0008.1 990049	ATE
1.9 TDI	77	08/05→11/08					
2.0 TDI	88	11/05→05/07		+PR 1LK,1LM		11.8171-0008.1 990049	ATE
2.0 TDI	90	08/05→02/06					
2.0 TDI	103	08/05→05/09					
2.0 TDI	120	08/05→05/09					
2.0 TDI 16V 4motion	103	08/05→11/10		09/05→ 07/10; +PR 1LK,1LM		11.8171-0008.1 990049	ATE
				09/05→ 07/10; +PR 1LJ,1LH,1ZG,1ZM		11.8171-0008.1 990049	ATE
2.0 TDI 4motion	103	08/05→05/09		09/05→; +PR 1LJ,1LH,1ZG,1ZM		11.8171-0008.1 990049	ATE
				09/05→; +PR 1LK,1LM		11.8171-0008.1 990049	ATE
<b>Bremsschlauch</b>							
1.4 TSI	90	05/07→11/10	←	10/07→ 07/10; +PR 1LJ,1LH,1ZG	2	83.7247-0603.3 330899	L= 603
			←	10/07→ 07/10; +PR 1LK	2	83.7249-0536.3 330900	L= 536
			→	10/07→ 07/10	2	24.5204-0233.3 331430	L= 233
1.4 TSI EcoFuel	110	01/09→11/10	←	→ 07/10; +PR 1LJ,1LH,1ZG	2	83.7247-0603.3 330899	L= 603
1.6 TDI	77	08/09→11/10					
1.8 TSI	112	11/09→11/10	←	→ 07/10; +PR 1LK	2	83.7249-0536.3 330900	L= 536
↓							



### VW - PASSAT Variant (3C5) 08/05→10/11

#### Bremsschlauch

2.0 TDI 2.0 TDI 16V 2.0 TDI 4motion	81 103 125	11/08→11/10 08/05→11/10 05/09→11/10	➔	→ 07/10	2	24.5204-0233.3	331430	L= 233
1.6 2.0 BlueTDI	75 105	08/05→11/10 01/09→11/10	➔	→ 07/10; +PR 1LJ;1LH;1ZG	2	83.7247-0603.3	330899	L= 603
2.0 FSI 2.0 FSI	110 125	08/05→11/10 08/07→11/10	➔	→ 07/10; +PR 1LK	2	83.7249-0536.3	330900	L= 536
2.0 FSI 2.0 FSI 4motion 2.0 TDI 2.0 TDI	147 110 100 125	08/05→11/10 09/05→11/10 08/05→11/10 08/05→11/10	➔	→ 07/10	2	24.5204-0233.3	331430	L= 233
3.2 FSI 4motion	184	11/05→11/10						
1.6 FSI 1.9 TDI 2.0 TDI 2.0 TDI	85 77 90 103	08/05→06/08 08/05→11/08 08/05→02/06 08/05→05/09	➔	+PR 1LJ;1LH;1ZG +PR 1LK	2	83.7247-0603.3	330899	L= 603 L= 536
2.0 TDI	120	08/05→05/09	➔		2	24.5204-0233.3	331430	L= 233
1.8 TSI	118	05/07→10/11	➔	10/07→ 07/10; +PR 1LJ;1LH;1ZG	2	83.7247-0603.3	330899	L= 603
			➔	10/07→ 07/10; +PR 1LK	2	83.7249-0536.3	330900	L= 536
			➔	10/07→ 07/10	2	24.5204-0233.3	331430	L= 233
2.0 TDI	88	11/05→05/07	➔	+PR 1LJ,1LH,1ZG	2	83.7247-0603.3	330899	L= 603
			➔	+PR 1LK	2	83.7249-0536.3	330900	L= 536
			➔		2	24.5204-0233.3	331430	L= 233
2.0 TDI 16V 4motion	103	08/05→11/10	➔	09/05→ 07/10; +PR 1LJ;1LH;1ZG	2	83.7247-0603.3	330899	L= 603
			➔	09/05→ 07/10; +PR 1LK	2	83.7249-0536.3	330900	L= 536
			➔	09/05→ 07/10	2	24.5204-0233.3	331430	L= 233
2.0 TDI 4motion	103	08/05→05/09	➔	09/05→; +PR 1LJ;1LH;1ZG	2	83.7247-0603.3	330899	L= 603
			➔	09/05→; +PR 1LK	2	83.7249-0536.3	330900	L= 536
			➔	09/05→	2	24.5204-0233.3	331430	L= 233
3.6 R36 4motion	220	04/07→11/10	➔	→ 07/10; +PR 1LJ;1LH;1ZG	2	83.7247-0603.3	330899	L= 603
			➔	→ 07/10	2	24.5204-0233.3	331430	L= 233

### VW - PASSAT Variant (3G5) 08/14→










#### Bremssattel








1.4 GTE Hybrid 1.4 TSI 1.4 TSI 1.4 TSI 4motion 1.8 TSI 2.0 TDI 2.0 TDI 2.0 TDI 2.0 TDI 4motion 2.0 TDI 4motion 2.0 TSI 4motion	115 92 110 110 132 110 135 140 110 140 206	06/15→ 11/14→ 11/14→ 02/15→ 02/15→ 11/14→ 07/15→ 11/14→ 02/15→ 11/14→ 05/15→	➔	☐; +PR 1LA	24.3601-1727.5	240786	TRW Ø 60 - Halter
1.6 TDI 2.0 TDI 4motion	88 176	08/14→ 08/14→	➔	☐; 11/14→; +PR 1LA	24.3601-1727.5	240786	TRW Ø 60 - Halter
			➔	☐; 11/14→; +PR 1LA	24.3601-1728.5	240787	TRW Ø 60 - Halter
2.0 TSI	162	02/15→	➔	☐; 05/15→; +PR 1LA	24.3601-1727.5	240786	TRW Ø 60 - Halter
			➔	☐; 05/15→; +PR 1LA	24.3601-1728.5	240787	TRW Ø 60 - Halter









### VW - PASSAT Variant (365) 08/10→12/14

#### Bremssattel

1.4 TSI 1.4 TSI 1.4 TSI EcoFuel 1.4 TSI MultiFuel 1.6 TDI 1.8 TSI 1.8 TSI 2.0 TDI 2.0 TDI 2.0 TDI 2.0 TDI 2.0 TDI 4motion 2.0 TDI 4motion 2.0 TSI 3.6 FSI 4motion	90 118 110 118 77 112 118 100 103 125 130 103 130 155 220	08/10→12/14 11/12→12/14 08/10→12/14 11/10→12/14 08/10→12/14 02/11→12/14 08/10→12/14 08/10→12/14 08/10→12/14 08/10→12/14 12/12→12/14 08/10→12/14 01/13→12/14 11/10→12/14 01/11→12/14	➔	☐; → 10/14; +PR 1ZM,1ZG ☐; → 10/14; +PR 1ZM,1ZG ☐; → 10/14; +PR 1LA,1LB ☐; → 10/14; +PR 1LA,1LB ☐; → 10/14; +PR 1KW ☐; → 10/14; +PR 1KW ☐; → 10/14; +PR 2EA ☐; → 10/14; +PR 2EA	11.9541-9553.2 11.9541-9554.2 24.3601-1727.5 24.3601-1728.5 24.6241-1709.7 24.6241-1710.7 24.6241-1711.5 24.6241-1712.5	220563 220564 240786 240787 221021 221022 240713 240714	ATE Ø 54 - Halter ATE Ø 54 - Halter TRW Ø 60 - Halter TRW Ø 60 - Halter TRW Ø 41 + EMot / - Halter + FSB TRW Ø 41 + EMot / - Halter + FSB TRW Ø 41 + EMot / - Halter + FSB TRW Ø 41 + EMot / - Halter + FSB
2.0 TDI 4motion ↓	125	08/10→01/13	➔	☐; +PR 1ZM,1ZG	11.9541-9553.2	220563	ATE Ø 54 - Halter

	kw			 	! #			
<b>VW - PASSAT Variant (365) 08/10→12/14</b>								
<b> Bremssattel</b>								
2.0 TDI 4motion	125	08/10→01/13	←	☐; +PR 1ZM,1ZG		11.9541-9554.2	220564	ATE Ø 54 - Halter
			←	☐; +PR 1LA,1LB		24.3601-1727.5	240786	TRW Ø 60 - Halter
			←	☐; +PR 1LA,1LB		24.3601-1728.5	240787	TRW Ø 60 - Halter
			→	☐; +PR 1KW		24.6241-1709.7	221021	TRW Ø 41 + EMot / - Halter + FSB
			→	☐; +PR 1KW		24.6241-1710.7	221022	TRW Ø 41 + EMot / - Halter + FSB
			→	☐; +PR 2EA		24.6241-1711.5	240713	TRW Ø 41 + EMot / - Halter + FSB
			→	☐; +PR 2EA		24.6241-1712.5	240714	TRW Ø 41 + EMot / - Halter + FSB
<b>Feder, Bremssattel</b>								
1.4 TSI	90	08/10→12/14		→ 10/14; +PR 1ZM,1ZG	2	11.8116-0351.1	390538	ATE
1.4 TSI	118	11/12→12/14						
1.4 TSI EcoFuel	110	08/10→12/14						
1.4 TSI MultiFuel	118	11/10→12/14						
1.6 TDI	77	08/10→12/14						
1.8 TSI	112	02/11→12/14						
1.8 TSI	118	08/10→12/14						
2.0 TDI	100	08/10→12/14						
2.0 TDI	103	08/10→12/14						
2.0 TDI	125	08/10→12/14						
2.0 TDI	130	12/12→12/14						
2.0 TDI 4motion	103	08/10→12/14						
2.0 TDI 4motion	130	01/13→12/14						
2.0 TSI	155	11/10→12/14						
3.6 FSI 4motion	220	01/11→12/14						
2.0 TDI 4motion	125	08/10→01/13		+PR 1ZM,1ZG	2	11.8116-0351.1	390538	ATE
<b>Führungshülzensatz, Bremssattel</b>								
1.4 TSI	90	08/10→12/14	←	→ 10/14; +PR 1ZM,1ZG		11.0101-5409.2	260035	ATE
1.4 TSI	118	11/12→12/14						
1.4 TSI EcoFuel	110	08/10→12/14						
1.4 TSI MultiFuel	118	11/10→12/14						
1.6 TDI	77	08/10→12/14						
1.8 TSI	112	02/11→12/14						
1.8 TSI	118	08/10→12/14						
2.0 TDI	100	08/10→12/14						
2.0 TDI	103	08/10→12/14						
2.0 TDI	125	08/10→12/14						
2.0 TDI	130	12/12→12/14						
2.0 TDI 4motion	103	08/10→12/14						
2.0 TDI 4motion	130	01/13→12/14						
2.0 TSI	155	11/10→12/14						
3.6 FSI 4motion	220	01/11→12/14						
2.0 TDI 4motion	125	08/10→01/13	←	+PR 1ZM,1ZG		11.0101-5409.2	260035	ATE
<b>Führungsbolzen, Bremssattel</b>								
1.4 TSI	90	08/10→12/14		→ 10/14; +PR 1ZM,1ZG		11.8171-0008.1	990049	ATE
1.4 TSI	118	11/12→12/14						
1.4 TSI EcoFuel	110	08/10→12/14						
1.4 TSI MultiFuel	118	11/10→12/14						
1.6 TDI	77	08/10→12/14						
1.8 TSI	112	02/11→12/14						
1.8 TSI	118	08/10→12/14						
2.0 TDI	100	08/10→12/14						
2.0 TDI	103	08/10→12/14						
2.0 TDI	125	08/10→12/14						
2.0 TDI	130	12/12→12/14						
2.0 TDI 4motion	103	08/10→12/14						
2.0 TDI 4motion	130	01/13→12/14						
2.0 TSI	155	11/10→12/14						
3.6 FSI 4motion	220	01/11→12/14						
2.0 TDI 4motion	125	08/10→01/13		+PR 1ZM,1ZG		11.8171-0008.1	990049	ATE
<b> Bremsschlauch</b>								
1.4 TSI	90	08/10→12/14	→	→ 10/14; +PR 1KW	2	24.5143-0257.3	331167	L= 257
1.4 TSI	118	11/12→12/14						
1.4 TSI EcoFuel	110	08/10→12/14	→	→ 10/14; +PR 2EA	2	24.5204-0233.3	331430	L= 233
1.4 TSI MultiFuel	118	11/10→12/14						
1.6 TDI	77	08/10→12/14						
1.8 TSI	112	02/11→12/14						
1.8 TSI	118	08/10→12/14						
2.0 TDI	100	08/10→12/14						
2.0 TDI	103	08/10→12/14						
2.0 TDI	125	08/10→12/14						
↓								

	kW			 	! #		
<b>VW - PASSAT Variant (365) 08/10→12/14</b>							
<b>Bremsschlauch</b>							
2.0 TDI	130	12/12→12/14	➔	→ 10/14; +PR 1KW	2	24.5143-0257.3 331167	L= 257
2.0 TDI 4motion	103	08/10→12/14	➔	→ 10/14; +PR 2EA	2	24.5204-0233.3 331430	L= 233
2.0 TDI 4motion	130	01/13→12/14					
2.0 TSI	155	11/10→12/14					
3.6 FSI 4motion	220	01/11→12/14					
2.0 TDI 4motion	125	08/10→01/13	➔	+PR 1KW	2	24.5143-0257.3 331167	L= 257
			➔	+PR 2EA	2	24.5204-0233.3 331430	L= 233
<b>VW - PHAETON (3D_) 04/02→03/16</b>							
<b>Feder, Bremsattel</b>							
3.0 V6 TDI 4motion	165	09/04→05/07		+PR 1ZK;1ZL	2	11.8116-0347.2 390535	ATE
3.0 V6 TDI 4motion	176	11/08→03/16					
3.0 V6 TDI 4motion	180	11/13→03/16					
3.2 V6	177	04/02→05/05					
4.2 V8 4motion	246	05/03→03/16					
5.0 V10 TDI 4motion	230	11/02→10/06					
6.0 W12 4motion	309	04/02→05/05					
6.0 W12 4motion	331	05/05→03/16					
3.0 V6 TDI 4motion	171	06/07→11/08		04/08→; +PR 1ZK;1ZL	2	11.8116-0347.2 390535	ATE
3.2 V6 4motion	177	02/04→11/08		+PR 1ZK;1ZL	2	11.8116-0347.2 390535	ATE
3.6 V6 4motion	206	11/08→03/16					
<b>Führungsbolzen, Bremsattel</b>							
3.0 V6 TDI 4motion	165	09/04→05/07		+PR 1ZK;1ZL		11.8171-0067.1 250153	ATE
3.0 V6 TDI 4motion	176	11/08→03/16					
3.0 V6 TDI 4motion	180	11/13→03/16					
3.2 V6	177	04/02→05/05					
4.2 V8 4motion	246	05/03→03/16					
5.0 V10 TDI 4motion	230	11/02→10/06					
6.0 W12 4motion	309	04/02→05/05					
6.0 W12 4motion	331	05/05→03/16					
3.0 V6 TDI 4motion	171	06/07→11/08		04/08→; +PR 1ZK;1ZL		11.8171-0067.1 250153	ATE
3.2 V6 4motion	177	02/04→11/08		+PR 1ZK;1ZL		11.8171-0067.1 250153	ATE
3.6 V6 4motion	206	11/08→03/16					
<b>Bremsschlauch</b>							
3.0 V6 TDI 4motion	165	09/04→05/07	←		2	83.7849-0419.3 331114	L= 422
3.0 V6 TDI 4motion	176	11/08→03/16	➔	☐		83.7849-0145.3 331106	L= 145
3.0 V6 TDI 4motion	180	11/13→03/16	➔	☐		83.7858-0165.3 331107	L= 165
3.2 V6	177	04/02→05/05	➔				
3.2 V6 4motion	177	02/04→11/08	➔				
3.6 V6 4motion	206	11/08→03/16	➔				
4.2 V8 4motion	246	05/03→03/16	➔				
5.0 V10 TDI 4motion	230	11/02→10/06	➔				
6.0 W12 4motion	309	04/02→05/05	➔				
6.0 W12 4motion	331	05/05→03/16	➔				
3.0 V6 TDI 4motion	171	06/07→11/08	←	04/08→	2	83.7849-0419.3 331114	L= 422
			➔	☐; 04/08→		83.7849-0145.3 331106	L= 145
			➔	☐; 04/08→		83.7858-0165.3 331107	L= 165
<b>VW - POLO (6N1) 10/94→10/99</b>							
<b>Bremssattel</b>							
1.7 SDI	42	04/97→10/99	←	☐; 05/97→		24.3481-1735.5 240283	ATE Ø 48 - Halter
			←	☐; 05/97→		24.3481-1736.5 240284	ATE Ø 48 - Halter
100 1.4 16V	74	04/96→10/99	←	☐		24.3541-1779.5 240249	TRW Ø 54 - Halter
			←	☐		24.3541-1780.5 240250	TRW Ø 54 - Halter
			➔	☐; 10/99→		24.3344-1711.7 220539	TRW Ø 34 - Halter
			➔	☐; 10/99→		24.3344-1712.7 220540	TRW Ø 34 - Halter
			➔	☐; → 09/99		24.3384-1737.5 240301	TRW Ø 38 - Halter
			➔	☐; → 09/99		24.3384-1738.5 240302	TRW Ø 38 - Halter
120 1.6 16V GTI	88	09/98→10/99	➔	☐; 10/99→		24.3344-1711.7 220539	TRW Ø 34 - Halter
			➔	☐; 10/99→		24.3344-1712.7 220540	TRW Ø 34 - Halter
			➔	☐; → 09/99		24.3384-1737.5 240301	TRW Ø 38 - Halter
			➔	☐; → 09/99		24.3384-1738.5 240302	TRW Ø 38 - Halter
45 1.0	33	10/94→09/96	←	☐; 6N-TY140001→		24.3481-1735.5 240283	ATE Ø 48 - Halter
55 1.3	40	10/94→07/95					
55 1.4	40	08/95→10/99	←	☐; 6N-TW082001→		24.3481-1735.5 240283	ATE Ø 48 - Halter
60 1.4	44	07/95→10/99	←	☐; 6N-TY140001→		24.3481-1736.5 240284	ATE Ø 48 - Halter
64 1.9 D	47	10/94→10/99	←				
↓							

	kw			 	! #		
<b>VW - POLO (6N1) 10/94→10/99</b>							
<b> Bremssattel</b>							
64 1.9 SDI 75 1.6 4motion	47	07/96→10/99	←	☐; 6N-TW082001→	24.3481-1736.5	240284	ATE Ø 48 - Halter
	55	08/95→10/99	←	☐; 6N-SY087411→ 6N-TY140000	24.3481-1749.5	240281	ATE Ø 48 - Halter
			←	☐; 6N-SW008501→ 6N-TW082000	24.3481-1749.5	240281	ATE Ø 48 - Halter
			←	☐; 6N-SY087411→ 6N-TY140000	24.3481-1750.5	240282	ATE Ø 48 - Halter
			←	☐; 6N-SW008501→ 6N-TW082000	24.3481-1750.5	240282	ATE Ø 48 - Halter
50 1.0 60 1.7 SDI	37	09/96→10/99	←	☐	24.3481-1735.5	240283	ATE Ø 48 - Halter
	44	08/97→10/99	←	☐	24.3481-1736.5	240284	ATE Ø 48 - Halter
75 1.6	55	10/94→10/99	←	☐; 6N-TW082001→; → 09/99	24.3481-1735.5	240283	ATE Ø 48 - Halter
			←	☐; 6N-TY140001→; → 09/99	24.3481-1735.5	240283	ATE Ø 48 - Halter
			←	☐; 6N-TW082001→; → 09/99	24.3481-1736.5	240284	ATE Ø 48 - Halter
			←	☐; 6N-TY140001→; → 09/99	24.3481-1736.5	240284	ATE Ø 48 - Halter
			←	☐; 6N-SW008501→ 6N-TW082000	24.3481-1749.5	240281	ATE Ø 48 - Halter
			←	☐; 6N-SY087411→ 6N-TY140000	24.3481-1749.5	240281	ATE Ø 48 - Halter
			←	☐; 6N-SY087411→ 6N-TY140000	24.3481-1750.5	240282	ATE Ø 48 - Halter
			←	☐; 6N-SW008501→ 6N-TW082000	24.3481-1750.5	240282	ATE Ø 48 - Halter
<b>Führungshülzensatz, Bremssattel</b>							
1.7 SDI	42	04/97→10/99	←	05/97→	11.0101-4801.2	260006	ATE
					24.0102-4801.2	260085	ATE
100 1.4 16V 120 1.6 16V GTI	74	04/96→10/99	←		11.0101-5403.2	260010	TRW
	88	09/98→10/99					
45 1.0 55 1.3 64 1.9 D 64 1.9 SDI 75 1.6 4motion	33	10/94→09/96	←	6N-TW082001→	11.0101-4801.2	260006	ATE
	40	10/94→07/95			24.0102-4801.2	260085	ATE
	47	10/94→10/99	←	6N-SY087411→ 6N-TY140000	11.0101-4801.2	260006	ATE
	47	07/96→10/99	←	6N-SY087411→ 6N-TY140000	24.0102-4801.2	260085	ATE
	55	08/95→10/99	←	6N-SW008501→ 6N-TW082000	11.0101-4801.2	260006	ATE
					24.0102-4801.2	260085	ATE
			←	6N-TY140001→	11.0101-4801.2	260006	ATE
					24.0102-4801.2	260085	ATE
←	→ 6N-SY087410	11.0101-4803.2	260008	ATE			
		24.0102-4803.2	260086	ATE			
←	→ 6N-SW008500	11.0101-4803.2	260008	ATE			
		24.0102-4803.2	260086	ATE			
50 1.0 60 1.7 SDI	37	09/96→10/99	←		11.0101-4801.2	260006	ATE
	44	08/97→10/99			24.0102-4801.2	260085	ATE
55 1.4 60 1.4	40	08/95→10/99	←	6N-SY087411→ 6N-TY140000	11.0101-4801.2	260006	ATE
					24.0102-4801.2	260085	ATE
			←	6N-TW082001→	11.0101-4801.2	260006	ATE
					24.0102-4801.2	260085	ATE
			←	6N-SW008501→ 6N-TW082000	11.0101-4801.2	260006	ATE
		24.0102-4801.2	260085	ATE			
75 1.6	55	10/94→10/99	←	6N-TY140001→	11.0101-4801.2	260006	ATE
					24.0102-4801.2	260085	ATE
			←	6N-SW008501→ 6N-TW082000	11.0101-4801.2	260006	ATE
					24.0102-4801.2	260085	ATE
			←	6N-TY140001→; → 09/99	11.0101-4801.2	260006	ATE
					24.0102-4801.2	260085	ATE
←	6N-SW008501→ 6N-TW082000	11.0101-4801.2	260006	ATE			
		24.0102-4801.2	260085	ATE			
←	6N-TY140001→; → 09/99	11.0101-4801.2	260006	ATE			
		24.0102-4801.2	260085	ATE			
←	→ 6N-SY087410	11.0101-4803.2	260008	ATE			
		24.0102-4803.2	260086	ATE			
←	→ 6N-SW008500	11.0101-4803.2	260008	ATE			
		24.0102-4803.2	260086	ATE			
<b>Dichtungssatz, Bremssattel</b>							
1.7 SDI	42	04/97→10/99	←	05/97→	11.0441-4808.2	250022	ATE
45 1.0 55 1.3	33	10/94→09/96		6N-TW082001→	11.0441-4808.2	250022	ATE
	40	10/94→07/95		6N-SW008501→ 6N-TW082000	11.0441-4808.2	250022	ATE
↓							



### VW - POLO (6N1) 10/94→10/99

#### Dichtungssatz, Bremssattel

64 1.9 D 64 1.9 SDI 75 1.6 4motion	47	10/94→10/99		→ 6N-SW008500		11.0441-4808.2	250022	ATE
	47	07/96→10/99	←	→ 6N-SY087410		11.0441-4808.2	250022	ATE
	55	08/95→10/99	←	6N-TY140001→		11.0441-4808.2	250022	ATE
			←	6N-SY087411→ 6N-TY140000		11.0441-4808.2	250022	ATE
50 1.0 60 1.7 SDI	37	09/96→10/99	←			11.0441-4808.2	250022	ATE
	44	08/97→10/99						
55 1.4 60 1.4	40	08/95→10/99		6N-TW082001→		11.0441-4808.2	250022	ATE
	44	07/95→10/99		6N-SW008501→ 6N-TW082000		11.0441-4808.2	250022	ATE
			←	6N-TY140001→		11.0441-4808.2	250022	ATE
			←	6N-SY087411→ 6N-TY140000		11.0441-4808.2	250022	ATE
75 1.6	55	10/94→10/99		→ 6N-SW008500		11.0441-4808.2	250022	ATE
				6N-SW008501→ 6N-TW082000		11.0441-4808.2	250022	ATE
				6N-TW082001→; → 09/99		11.0441-4808.2	250022	ATE
			←	→ 6N-SY087410		11.0441-4808.2	250022	ATE
			←	6N-TY140001→; → 09/99		11.0441-4808.2	250022	ATE
			←	6N-SY087411→ 6N-TY140000		11.0441-4808.2	250022	ATE



















#### Bremsschlauch

1.7 SDI	42	04/97→10/99	←	05/97→	2	24.5147-0385.3	331427	L= 384
			→	05/97→ 09/99	2	24.5230-0143.3	330402	L= 143
			→	10/99→	2	83.7858-0140.3	330837	L= 140
100 1.4 16V	74	04/96→10/99	←		2	24.5143-0439.3	331411	L= 439
			→	→ 09/99	2	24.5170-0161.3	331308	L= 161
			→	10/99→	2	24.5230-0143.3	330402	L= 143
120 1.6 16V GTI	88	09/98→10/99	←		2	24.5147-0385.3	331427	L= 384
			→	→ 09/99	2	24.5170-0161.3	331308	L= 161
			→	10/99→	2	83.7858-0140.3	330837	L= 140
45 1.0 55 1.3 75 1.6 4motion	33 40 55	10/94→09/96 10/94→07/95 08/95→10/99	←		2	24.5147-0385.3	331427	L= 384
			→		2	24.5230-0143.3	330402	L= 143
			→		2	24.5147-0385.3	331427	L= 384
50 1.0 55 1.4 60 1.4 60 1.7 SDI 64 1.9 D 64 1.9 SDI	37 40 44 44 47 47	09/96→10/99 08/95→10/99 07/95→10/99 08/97→10/99 10/94→10/99 07/96→10/99	←		2	24.5147-0385.3	331427	L= 384
			→	→ 09/99	2	24.5230-0143.3	330402	L= 143
			→	10/99→	2	83.7858-0140.3	330837	L= 140
			←	→ 09/99	2	24.5147-0385.3	331427	L= 384
			→	→ 09/99	2	24.5230-0143.3	330402	L= 143
			→	→ 09/99	2	24.5170-0161.3	331308	L= 161








### VW - POLO (6N2) 10/99→10/01

#### Bremssattel

1.0 1.7 SDI	37	10/99→09/01	←	☐		24.3481-1735.5	240283	ATE Ø 48 - Halter
	44	10/99→09/01	←	☐		24.3481-1736.5	240284	ATE Ø 48 - Halter
1.4 1.4 1.9 D 1.9 SDI	40	10/99→09/01	←	☐; 6N-TY140001→		24.3481-1735.5	240283	ATE Ø 48 - Halter
	44	10/99→09/01	←	☐; 6N-TW082001→		24.3481-1735.5	240283	ATE Ø 48 - Halter
	47	10/99→09/01	←	☐; 6N-TY140001→		24.3481-1736.5	240284	ATE Ø 48 - Halter
	47	10/99→09/01	←	☐; 6N-TW082001→		24.3481-1736.5	240284	ATE Ø 48 - Halter
			←	☐; 6N-SY087411→ 6N-TY140000		24.3481-1749.5	240281	ATE Ø 48 - Halter
			←	☐; 6N-SW008501→ 6N-TW082000		24.3481-1749.5	240281	ATE Ø 48 - Halter
			←	☐; 6N-SY087411→ 6N-TY140000		24.3481-1750.5	240282	ATE Ø 48 - Halter
			←	☐; 6N-SW008501→ 6N-TW082000		24.3481-1750.5	240282	ATE Ø 48 - Halter
1.4 16V	55	10/99→09/01	←	☐; - ABS		24.3481-1735.5	240283	ATE Ø 48 - Halter
			←	☐; - ABS		24.3481-1736.5	240284	ATE Ø 48 - Halter
			←	☐; + ABS		24.3541-1779.5	240249	TRW Ø 54 - Halter
			←	☐; + ABS		24.3541-1780.5	240250	TRW Ø 54 - Halter
			→	☐; + ABS		24.3344-1711.7	220539	TRW Ø 34 - Halter
			→	☐; + ABS		24.3344-1712.7	220540	TRW Ø 34 - Halter
1.4 16V ↓	74	10/99→09/01	←	☐		24.3541-1779.5	240249	TRW Ø 54 - Halter

	kw			 	! #		
<b>VW - POLO (6N2) 10/99→10/01</b>							
 <b>Bremssattel</b>							
1.4 16V	74	10/99→09/01	←			24.3541-1780.5 240250	TRW Ø 54 - Halter
			→			24.3344-1711.7 220539	TRW Ø 34 - Halter
			→			24.3344-1712.7 220540	TRW Ø 34 - Halter
1.4 TDI	55	10/99→09/01	←			24.3541-1779.5 240249	TRW Ø 54 - Halter
			←			24.3541-1780.5 240250	TRW Ø 54 - Halter
			→		+ ABS	24.3344-1711.7 220539	TRW Ø 34 - Halter
			→		+ ABS	24.3344-1712.7 220540	TRW Ø 34 - Halter
1.6 16V GTI	92	10/99→09/01	→			24.3344-1711.7 220539	TRW Ø 34 - Halter
			→			24.3344-1712.7 220540	TRW Ø 34 - Halter
<b>Führungshülzensatz, Bremssattel</b>							
1.0	37	10/99→09/01	←			11.0101-4801.2 260006	ATE
1.7 SDI	44	10/99→09/01				24.0102-4801.2 260085	ATE
1.4	40	10/99→09/01	←	6N-SY087411→ 6N-TY140000		11.0101-4801.2 260006	ATE
1.4	44	10/99→09/01				24.0102-4801.2 260085	ATE
			←	6N-TW082001→		11.0101-4801.2 260006	ATE
						24.0102-4801.2 260085	ATE
			←	6N-SW008501→ 6N-TW082000		11.0101-4801.2 260006	ATE
						24.0102-4801.2 260085	ATE
			←	6N-TY140001→		11.0101-4801.2 260006	ATE
						24.0102-4801.2 260085	ATE
1.4 16V	55	10/99→09/01	←	- ABS		11.0101-4801.2 260006	ATE
						24.0102-4801.2 260085	ATE
			←	+ ABS		11.0101-5403.2 260010	TRW
1.4 16V	74	10/99→09/01	←			11.0101-5403.2 260010	TRW
1.4 TDI	55	10/99→09/01					
1.6 16V GTI	92	10/99→09/01					
1.9 D	47	10/99→09/01	←	6N-TW082001→		11.0101-4801.2 260006	ATE
1.9 SDI	47	10/99→09/01				24.0102-4801.2 260085	ATE
			←	6N-SY087411→ 6N-TY140000		11.0101-4801.2 260006	ATE
						24.0102-4801.2 260085	ATE
			←	6N-SW008501→ 6N-TW082000		11.0101-4801.2 260006	ATE
						24.0102-4801.2 260085	ATE
			←	6N-TY140001→		11.0101-4801.2 260006	ATE
						24.0102-4801.2 260085	ATE
			←	→ 6N-SY087410		11.0101-4803.2 260008	ATE
						24.0102-4803.2 260086	ATE
			←	→ 6N-SW008500		11.0101-4803.2 260008	ATE
						24.0102-4803.2 260086	ATE
<b>Dichtungssatz, Bremssattel</b>							
1.0	37	10/99→09/01	←			11.0441-4808.2 250022	ATE
1.7 SDI	44	10/99→09/01					
1.4	40	10/99→09/01		6N-TW082001→		11.0441-4808.2 250022	ATE
1.4	44	10/99→09/01				11.0441-4808.2 250022	ATE
			←	6N-SW008501→ 6N-TW082000		11.0441-4808.2 250022	ATE
						11.0441-4808.2 250022	ATE
			←	6N-TY140001→		11.0441-4808.2 250022	ATE
						11.0441-4808.2 250022	ATE
			←	6N-SY087411→ 6N-TY140000		11.0441-4808.2 250022	ATE
						11.0441-4808.2 250022	ATE
1.4 16V	55	10/99→09/01	←	- ABS		11.0441-4808.2 250022	ATE
1.9 D	47	10/99→09/01		6N-TW082001→		11.0441-4808.2 250022	ATE
1.9 SDI	47	10/99→09/01				11.0441-4808.2 250022	ATE
				→ 6N-SW008500		11.0441-4808.2 250022	ATE
						11.0441-4808.2 250022	ATE
			←	→ 6N-SY087410		11.0441-4808.2 250022	ATE
						11.0441-4808.2 250022	ATE
			←	6N-TY140001→		11.0441-4808.2 250022	ATE
						11.0441-4808.2 250022	ATE
			←	6N-SY087411→ 6N-TY140000		11.0441-4808.2 250022	ATE
						11.0441-4808.2 250022	ATE
 <b>Bremsschlauch</b>							
1.0	37	10/99→09/01	←		2	24.5147-0385.3 331427	L= 384
1.4	40	10/99→09/01					
1.4	44	10/99→09/01	→		2	83.7858-0140.3 330837	L= 140
1.7 SDI	44	10/99→09/01					
1.9 D	47	10/99→09/01					
1.9 SDI	47	10/99→09/01					
↓							



	kw			 	! #		
<b>VW - POLO (6R, 6C) 06/09→</b>							
<b>Feder, Bremssattel</b>							
1.4 TDI	66	02/14→		+PR 1LN,1ZC	2	11.8116-0351.1	390538 ATE
1.4 TDI	77	05/14→					
1.4 TSI	110	05/14→					
1.2	44	06/09→		+PR 1ZD	2	11.8116-0351.1	390538 ATE
1.2	51	06/09→					
1.2 TDI	55	10/09→		+PR 1LN,1ZC	2	11.8116-0351.1	390538 ATE
1.2 TSI	66	05/11→05/14		+PR 1ZP,1ZR	2	11.8116-0351.1	390538 ATE
1.2 TSI	77	11/09→					
1.2 TSI	81	01/14→					
1.2 TSI 16V	66	02/14→					
1.4	63	06/09→					
1.4 BiFuel	60	03/10→01/11					
1.4 GTI	132	05/10→					
1.4 TSI	103	10/12→					
1.6	66	07/14→					
1.6	81	07/14→					
1.6 BiFuel	60	01/11→					
1.6 TDI	55	06/09→					
1.6 TDI	66	06/09→					
1.6 TDI	77	06/09→					
2.0 R WRC	162	08/13→					
1.6	63	05/10→		07/14→; +PR 1LN,1ZC	2	11.8116-0351.1	390538 ATE
1.6	77	01/10→		07/14→; +PR 1ZD	2	11.8116-0351.1	390538 ATE
				07/14→; +PR 1ZP,1ZR	2	11.8116-0351.1	390538 ATE
1.8 GTI	141	11/14→		+PR 1LN,1ZC	2	11.8116-0351.1	390538 ATE
1.8 GTI 230	169	04/16→		+PR 1ZP,1ZR	2	11.8116-0351.1	390538 ATE
<b>Führungshülzensatz, Bremssattel</b>							
1.0	44	01/14→	←	+PR 1ZG,1LR,1ZJ		11.0101-5409.2	260035 ATE
1.0	55	01/14→					
1.0 TSI	70	11/14→	←	+PR 1LN,1ZC		11.0101-5409.2	260035 ATE
1.0 TSI	81	11/14→					
1.4 TDI	55	03/14→					
1.4 TDI	66	02/14→					
1.4 TDI	77	05/14→					
1.4 TSI	110	05/14→					
1.2	44	06/09→	←	+PR 1ZG,1LR,1ZJ		11.0101-5409.2	260035 ATE
1.2	51	06/09→					
1.2 TDI	55	10/09→	←	+PR 1ZD		11.0101-5409.2	260035 ATE
1.2 TSI	66	05/11→05/14	←	+PR 1LN,1ZC		11.0101-5409.2	260035 ATE
1.2 TSI	77	11/09→					
1.2 TSI	81	01/14→	←	+PR 1ZP,1ZR		11.0101-5409.2	260035 ATE
1.2 TSI 16V	66	02/14→					
1.4	63	06/09→					
1.4 BiFuel	60	03/10→01/11					
1.4 GTI	132	05/10→					
1.4 TSI	103	10/12→					
1.6	66	07/14→					
1.6	81	07/14→					
1.6 BiFuel	60	01/11→					
1.6 TDI	55	06/09→					
1.6 TDI	66	06/09→					
1.6 TDI	77	06/09→					
2.0 R WRC	162	08/13→					
1.6	63	05/10→	←	07/14→; +PR 1ZD		11.0101-5409.2	260035 ATE
1.6	77	01/10→	←	07/14→; +PR 1ZP,1ZR		11.0101-5409.2	260035 ATE
			←	07/14→; +PR 1LN,1ZC		11.0101-5409.2	260035 ATE
			←	07/14→; +PR 1ZG,1LR,1ZJ		11.0101-5409.2	260035 ATE
1.8 GTI	141	11/14→	←	+PR 1ZG,1LR,1ZJ		11.0101-5409.2	260035 ATE
1.8 GTI 230	169	04/16→	←	+PR 1ZP,1ZR		11.0101-5409.2	260035 ATE
			←	+PR 1LN,1ZC		11.0101-5409.2	260035 ATE
<b>Führungsbolzen, Bremssattel</b>							
1.0	44	01/14→		+PR 1LN,1ZC		11.8171-0008.1	990049 ATE
1.0	55	01/14→					
1.0 TSI	70	11/14→		+PR 1ZG,1LR,1ZJ		11.8171-0008.1	990049 ATE
1.0 TSI	81	11/14→					
1.4 TDI	55	03/14→					
1.4 TDI	66	02/14→					
1.4 TDI	77	05/14→					
1.4 TSI	110	05/14→					
1.2	44	06/09→		+PR 1ZP,1ZR		11.8171-0008.1	990049 ATE
1.2	51	06/09→					
1.2 TDI	55	10/09→		+PR 1LN,1ZC		11.8171-0008.1	990049 ATE
1.2 TSI	66	05/11→05/14		+PR 1ZG,1LR,1ZJ		11.8171-0008.1	990049 ATE
1.2 TSI	77	11/09→					
1.2 TSI	81	01/14→		+PR 1ZD		11.8171-0008.1	990049 ATE

**VW - POLO (6R, 6C) 06/09→**

**Führungsbolzen, Bremsattel**

1.2 TSI 16V	66	02/14→		+PR 1ZP,1ZR	11.8171-0008.1	990049	ATE
1.4	63	06/09→		+PR 1LN,1ZC	11.8171-0008.1	990049	ATE
1.4 BiFuel	60	03/10→01/11					
1.4 GTI	132	05/10→		+PR 1ZG,1LR,1ZJ	11.8171-0008.1	990049	ATE
1.4 TSI	103	10/12→					
1.6	66	07/14→		+PR 1ZD	11.8171-0008.1	990049	ATE
1.6	81	07/14→					
1.6 BiFuel	60	01/11→					
1.6 TDI	55	06/09→					
1.6 TDI	66	06/09→					
1.6 TDI	77	06/09→					
2.0 R WRC	162	08/13→					
1.6	63	05/10→		07/14→; +PR 1ZG,1LR,1ZJ	11.8171-0008.1	990049	ATE
1.6	77	01/10→		07/14→; +PR 1ZP,1ZR	11.8171-0008.1	990049	ATE
				07/14→; +PR 1ZD	11.8171-0008.1	990049	ATE
				07/14→; +PR 1LN,1ZC	11.8171-0008.1	990049	ATE
1.8 GTI	141	11/14→		+PR 1LN,1ZC	11.8171-0008.1	990049	ATE
1.8 GTI 230	169	04/16→		+PR 1ZP,1ZR	11.8171-0008.1	990049	ATE
				+PR 1ZG,1LR,1ZJ	11.8171-0008.1	990049	ATE









**Bremsschlauch**









1.0	44	01/14→	➡	☐ / am Bremsattel	24.1294-0014.3	331448	L= 205 mit Rohrleitung
1.0	55	01/14→	➡				
1.0 TSI	70	11/14→	➡	☐ / am Bremsattel	24.1294-0015.3	331449	L= 207 mit Rohrleitung
1.0 TSI	81	11/14→	➡				
1.2 TSI	81	01/14→	➡		2	83.7858-0140.3	330837 L= 140
1.2 TSI 16V	66	02/14→					
1.4 TDI	55	03/14→					
1.4 TDI	66	02/14→					
1.4 TDI	77	05/14→					
1.4 TSI	110	05/14→					
1.6	66	07/14→					
1.6	81	07/14→					
1.8 GTI	141	11/14→					
1.8 GTI 230	169	04/16→					
1.2	44	06/09→	←	→ 12/13	2	24.5143-0544.3	331420 L= 544
1.2	51	06/09→	➡				
1.2 TDI	55	10/09→	➡	☐ / am Bremsattel	24.1294-0014.3	331448	L= 205 mit Rohrleitung
1.2 TSI	66	05/11→05/14	➡	☐ / am Bremsattel	24.1294-0015.3	331449	L= 207 mit Rohrleitung
1.2 TSI	77	11/09→	➡				
1.4	63	06/09→	➡		2	83.7858-0140.3	330837 L= 140
1.4 GTI	132	05/10→					
1.4 TSI	103	10/12→					
1.6 BiFuel	60	01/11→					
1.6 TDI	55	06/09→					
1.6 TDI	66	06/09→					
1.6 TDI	77	06/09→					
2.0 R WRC	162	08/13→					
1.4 BiFuel	60	03/10→01/11	←		2	24.5143-0544.3	331420 L= 544
			➡	☐ / am Bremsattel	24.1294-0014.3	331448	L= 205 mit Rohrleitung
			➡	☐ / am Bremsattel	24.1294-0015.3	331449	L= 207 mit Rohrleitung
			➡		2	83.7858-0140.3	330837 L= 140
1.6	63	05/10→	➡	☐ / am Bremsattel; 07/14→	24.1294-0014.3	331448	L= 205 mit Rohrleitung
1.6	77	01/10→	➡	☐ / am Bremsattel; 07/14→	24.1294-0015.3	331449	L= 207 mit Rohrleitung
			➡	07/14→	2	83.7858-0140.3	330837 L= 140








**VW - POLO (9N\_) 10/01→01/12**

**Bremsattel**

1.2	40	01/02→05/07	←	☐; +PR 1LQ;1LR;1ZF;1ZG	11.9541-9549.2	220575	ATE Ø 54 - Halter
			←	☐; +PR 1LQ;1LR;1ZF;1ZG	11.9541-9550.2	220576	ATE Ø 54 - Halter
			←	☐; +PR 1LJ	11.9541-9595.2	220501	ATE Ø 54 - Halter
			←	☐; +PR 1LJ	11.9541-9596.2	220502	ATE Ø 54 - Halter
			←	☐; +PR 1LM;1ZN	24.3481-1735.5	240283	ATE Ø 48 - Halter
			←	☐; +PR 1LM;1ZN	24.3481-1736.5	240284	ATE Ø 48 - Halter
			←	☐; +PR 1LN;1ZH;1ZD	24.3541-1797.7	220553	TRW Ø 54 - Halter
			←	☐; +PR 1LN;1ZH;1ZD	24.3541-1798.7	220554	TRW Ø 54 - Halter
			➡	☐; +PR 1KD,1KS,1KV	24.3344-1709.5	240810	TRW Ø 34 - Halter
			➡	☐; +PR 1KD,1KS,1KV	24.3344-1710.5	240811	TRW Ø 34 - Halter
			➡	☐; +PR 1KK,1KT	24.3384-1729.5	240816	TRW Ø 38 - Halter









	kw			 	! #		
<b>VW - POLO (9N_) 10/01→01/12</b>							
 <b>Bremssattel</b>							
1.2	40	01/02→05/07	➡	☐; +PR 1KK,1KT		24.3384-1730.5 240817	TRW Ø 38 - Halter
1.2	44	05/07→11/09	←	☐; → 05/09; +PR 1LQ;1LR;1ZF;1ZG		11.9541-9549.2 220575	ATE Ø 54 - Halter
1.4 16V	59	05/06→11/09	←	☐; → 05/09; +PR 1LQ;1LR;1ZF;1ZG		11.9541-9550.2 220576	ATE Ø 54 - Halter
1.4 TDI	51	04/05→11/09	←	☐; → 05/09; +PR 1LJ		11.9541-9595.2 220501	ATE Ø 54 - Halter
1.4 TDI	59	04/05→11/09	←	☐; → 05/09; +PR 1LJ		11.9541-9595.2 220501	ATE Ø 54 - Halter
1.6 16V	77	05/06→11/09	←	☐; → 05/09; +PR 1LJ		11.9541-9596.2 220502	ATE Ø 54 - Halter
1.8 GTI	110	09/05→11/09	←	☐; → 05/09; +PR 1LJ		11.9541-9596.2 220502	ATE Ø 54 - Halter
1.9 TDI	96	11/03→11/09	←	☐; → 05/09; +PR 1LM;1ZN		24.3481-1735.5 240283	ATE Ø 48 - Halter
2.0	85	10/04→01/12	←	☐; → 05/09; +PR 1LM;1ZN		24.3481-1736.5 240284	ATE Ø 48 - Halter
			←	☐; → 05/09; +PR 1LN;1ZH;1ZD		24.3541-1797.7 220553	TRW Ø 54 - Halter
			←	☐; → 05/09; +PR 1LN;1ZH;1ZD		24.3541-1798.7 220554	TRW Ø 54 - Halter
			➡	☐; → 05/09; +PR 1KD;1KS;1KV		24.3344-1709.5 240810	TRW Ø 34 - Halter
			➡	☐; → 05/09; +PR 1KD;1KS;1KV		24.3344-1710.5 240811	TRW Ø 34 - Halter
			➡	☐; → 05/09; +PR 1KK,1KT		24.3384-1729.5 240816	TRW Ø 38 - Halter
			➡	☐; → 05/09; +PR 1KK,1KT		24.3384-1730.5 240817	TRW Ø 38 - Halter
1.2 12V	47	10/01→07/07	←	☐; 11/01→; +PR 1LQ;1LR;1ZF;1ZG		11.9541-9549.2 220575	ATE Ø 54 - Halter
1.4 16V	55	10/01→05/08	←	☐; 11/01→; +PR 1LQ;1LR;1ZF;1ZG		11.9541-9550.2 220576	ATE Ø 54 - Halter
1.4 16V	74	10/01→05/08	←	☐; 11/01→; +PR 1LQ;1LR;1ZF;1ZG		11.9541-9550.2 220576	ATE Ø 54 - Halter
1.4 TDI	55	10/01→06/05	←	☐; 11/01→; +PR 1LJ		11.9541-9595.2 220501	ATE Ø 54 - Halter
			←	☐; 11/01→; +PR 1LJ		11.9541-9596.2 220502	ATE Ø 54 - Halter
			←	☐; 11/01→; +PR 1LM;1ZN		24.3481-1735.5 240283	ATE Ø 48 - Halter
			←	☐; 11/01→; +PR 1LM;1ZN		24.3481-1736.5 240284	ATE Ø 48 - Halter
			←	☐; 11/01→; +PR 1LN;1ZH;1ZD		24.3541-1797.7 220553	TRW Ø 54 - Halter
			←	☐; 11/01→; +PR 1LN;1ZH;1ZD		24.3541-1798.7 220554	TRW Ø 54 - Halter
			➡	☐; 11/01→; +PR 1KD;1KS;1KV		24.3344-1709.5 240810	TRW Ø 34 - Halter
			➡	☐; 11/01→; +PR 1KD;1KS;1KV		24.3344-1710.5 240811	TRW Ø 34 - Halter
			➡	☐; 11/01→; +PR 1KK,1KT		24.3384-1729.5 240816	TRW Ø 38 - Halter
			➡	☐; 11/01→; +PR 1KK,1KT		24.3384-1730.5 240817	TRW Ø 38 - Halter
1.2 12V	51	05/07→11/09	←	☐; → 05/09; +PR 1LQ;1LR;1ZF;1ZG		11.9541-9549.2 220575	ATE Ø 54 - Halter
			←	☐; → 05/09; +PR 1LQ;1LR;1ZF;1ZG		11.9541-9550.2 220576	ATE Ø 54 - Halter
			←	☐; → 05/09; +PR 1LJ		11.9541-9595.2 220501	ATE Ø 54 - Halter
			←	☐; → 05/09; +PR 1LJ		11.9541-9596.2 220502	ATE Ø 54 - Halter
			←	☐; → 05/09; +PR 1LM;1ZN		24.3481-1735.5 240283	ATE Ø 48 - Halter
			←	☐; → 05/09; +PR 1LM;1ZN		24.3481-1736.5 240284	ATE Ø 48 - Halter
			←	☐; → 05/09; +PR 1LN;1ZH;1ZD		24.3541-1797.7 220553	TRW Ø 54 - Halter
			←	☐; → 05/09; +PR 1LN;1ZH;1ZD		24.3541-1798.7 220554	TRW Ø 54 - Halter
			➡	☐; → 05/09; +PR 1KD;1KS;1KV		24.3344-1709.5 240810	TRW Ø 34 - Halter
			➡	☐; → 05/09; +PR 1KD;1KS;1KV		24.3344-1710.5 240811	TRW Ø 34 - Halter
			➡	☐; → 05/09; +PR 1KK,1KT		24.3384-1729.5 240816	TRW Ø 38 - Halter
			➡	☐; → 05/09; +PR 1KK,1KT		24.3384-1730.5 240817	TRW Ø 38 - Halter
1.4	61	08/02→11/09	←	☐; 05/06→ 05/09; +PR 1LQ;1LR;1ZF;1ZG		11.9541-9549.2 220575	ATE Ø 54 - Halter
			←	☐; 05/06→ 05/09; +PR 1LQ;1LR;1ZF;1ZG		11.9541-9550.2 220576	ATE Ø 54 - Halter
			←	☐; 05/06→ 05/09; +PR 1LJ		11.9541-9595.2 220501	ATE Ø 54 - Halter
			←	☐; 05/06→ 05/09; +PR 1LJ		11.9541-9596.2 220502	ATE Ø 54 - Halter
			←	☐; 05/06→ 05/09; +PR 1LM;1ZN		24.3481-1735.5 240283	ATE Ø 48 - Halter
			←	☐; 05/06→ 05/09; +PR 1LM;1ZN		24.3481-1736.5 240284	ATE Ø 48 - Halter
			←	☐; 05/06→ 05/09; +PR 1LN;1ZH;1ZD		24.3541-1797.7 220553	TRW Ø 54 - Halter
			←	☐; 05/06→ 05/09; +PR 1LN;1ZH;1ZD		24.3541-1798.7 220554	TRW Ø 54 - Halter
			➡	☐; 05/06→ 05/09; +PR 1KD;1KS;1KV		24.3344-1709.5 240810	TRW Ø 34 - Halter
			➡	☐; 05/06→ 05/09; +PR 1KD;1KS;1KV		24.3344-1710.5 240811	TRW Ø 34 - Halter
			➡	☐; 05/06→ 05/09; +PR 1KK,1KT		24.3384-1729.5 240816	TRW Ø 38 - Halter
			➡	☐; 05/06→ 05/09; +PR 1KK,1KT		24.3384-1730.5 240817	TRW Ø 38 - Halter
1.4 FSI	63	02/02→07/06	←	☐; +PR 1LQ;1LR;1ZF;1ZG		11.9541-9549.2 220575	ATE Ø 54 - Halter
			←	☐; +PR 1LQ;1LR;1ZF;1ZG		11.9541-9550.2 220576	ATE Ø 54 - Halter
↓							









	kw			 	! #					
<b>VW - POLO (9N_) 10/01→01/12</b>										
<b> Bremssattel</b>										
1.4 FSI	63	02/02→07/06	←	☐; +PR 1LJ	11.9541-9595.2	220501	ATE Ø 54 - Halter			
			←	☐; +PR 1LJ	11.9541-9596.2	220502	ATE Ø 54 - Halter			
			←	☐; +PR 1LM;1ZN	24.3481-1735.5	240283	ATE Ø 48 - Halter			
			←	☐; +PR 1LM;1ZN	24.3481-1736.5	240284	ATE Ø 48 - Halter			
			←	☐; +PR 1LN;1ZH;1ZD	24.3541-1797.7	220553	TRW Ø 54 - Halter			
			←	☐; +PR 1LN;1ZH;1ZD	24.3541-1798.7	220554	TRW Ø 54 - Halter			
			→	☐; +PR 1KD;1KS;1KV	24.3344-1709.5	240810	TRW Ø 34 - Halter			
			→	☐; +PR 1KD;1KS;1KV	24.3344-1710.5	240811	TRW Ø 34 - Halter			
			→	☐; +PR 1KK,1KT	24.3384-1729.5	240816	TRW Ø 38 - Halter			
			→	☐; +PR 1KK,1KT	24.3384-1730.5	240817	TRW Ø 38 - Halter			
1.8 GTi Cup Edition	132	05/06→11/09	←	☐; 06/06→05/09; +PR 1LQ;1LR;1ZF;1ZG	11.9541-9549.2	220575	ATE Ø 54 - Halter			
			←	☐; 06/06→05/09; +PR 1LQ;1LR;1ZF;1ZG	11.9541-9550.2	220576	ATE Ø 54 - Halter			
			←	☐; 06/06→05/09; +PR 1LJ	11.9541-9595.2	220501	ATE Ø 54 - Halter			
			←	☐; 06/06→05/09; +PR 1LJ	11.9541-9596.2	220502	ATE Ø 54 - Halter			
			←	☐; 06/06→05/09; +PR 1LM;1ZN	24.3481-1735.5	240283	ATE Ø 48 - Halter			
			←	☐; 06/06→05/09; +PR 1LM;1ZN	24.3481-1736.5	240284	ATE Ø 48 - Halter			
			←	☐; 06/06→05/09; +PR 1LN;1ZH;1ZD	24.3541-1797.7	220553	TRW Ø 54 - Halter			
			←	☐; 06/06→05/09; +PR 1LN;1ZH;1ZD	24.3541-1798.7	220554	TRW Ø 54 - Halter			
			→	☐; 06/06→05/09; +PR 1KD;1KS;1KV	24.3344-1709.5	240810	TRW Ø 34 - Halter			
			→	☐; 06/06→05/09; +PR 1KD;1KS;1KV	24.3344-1710.5	240811	TRW Ø 34 - Halter			
1.9 SDI	47	10/01→11/09	←	☐; 11/01→05/09; +PR 1LQ;1LR;1ZF;1ZG	11.9541-9549.2	220575	ATE Ø 54 - Halter			
			←	☐; 11/01→05/09; +PR 1LQ;1LR;1ZF;1ZG	11.9541-9550.2	220576	ATE Ø 54 - Halter			
			←	☐; 11/01→05/09; +PR 1LJ	11.9541-9595.2	220501	ATE Ø 54 - Halter			
			←	☐; 11/01→05/09; +PR 1LJ	11.9541-9596.2	220502	ATE Ø 54 - Halter			
			←	☐; 11/01→05/09; +PR 1LM;1ZN	24.3481-1735.5	240283	ATE Ø 48 - Halter			
			←	☐; 11/01→05/09; +PR 1LM;1ZN	24.3481-1736.5	240284	ATE Ø 48 - Halter			
			←	☐; 11/01→05/09; +PR 1LN;1ZH;1ZD	24.3541-1797.7	220553	TRW Ø 54 - Halter			
			←	☐; 11/01→05/09; +PR 1LN;1ZH;1ZD	24.3541-1798.7	220554	TRW Ø 54 - Halter			
			→	☐; 11/01→05/09; +PR 1KK,1KT	24.3384-1729.5	240816	TRW Ø 38 - Halter			
			→	☐; 11/01→05/09; +PR 1KK,1KT	24.3384-1730.5	240817	TRW Ø 38 - Halter			
1.9 TDI	74	10/01→11/09	←	☐; 11/01→05/09; +PR 1LQ;1LR;1ZF;1ZG	11.9541-9549.2	220575	ATE Ø 54 - Halter			
			←	☐; 11/01→05/09; +PR 1LQ;1LR;1ZF;1ZG	11.9541-9550.2	220576	ATE Ø 54 - Halter			
			←	☐; 11/01→05/09; +PR 1LJ	11.9541-9595.2	220501	ATE Ø 54 - Halter			
			←	☐; 11/01→05/09; +PR 1LJ	11.9541-9596.2	220502	ATE Ø 54 - Halter			
			←	☐; 11/01→05/09; +PR 1LM;1ZN	24.3481-1735.5	240283	ATE Ø 48 - Halter			
			←	☐; 11/01→05/09; +PR 1LM;1ZN	24.3481-1736.5	240284	ATE Ø 48 - Halter			
			←	☐; 11/01→05/09; +PR 1LN;1ZH;1ZD	24.3541-1797.7	220553	TRW Ø 54 - Halter			
			←	☐; 11/01→05/09; +PR 1LN;1ZH;1ZD	24.3541-1798.7	220554	TRW Ø 54 - Halter			
			→	☐; 11/01→05/09; +PR 1KD;1KS;1KV	24.3344-1709.5	240810	TRW Ø 34 - Halter			
			→	☐; 11/01→05/09; +PR 1KD;1KS;1KV	24.3344-1710.5	240811	TRW Ø 34 - Halter			
1.2 1.4 FSI	40 63	01/02→05/07 02/02→07/06		+PR 1LJ	11.8116-0143.1	390513	ATE			
			1.2 1.2 12V 1.4 16V 1.4 TDI 1.4 TDI ↓	44 51 59 51 59	05/07→11/09 05/07→11/09 05/06→11/09 04/05→11/09 04/05→11/09	→	05/09; +PR 1LJ	11.8116-0143.1	390513	ATE

	kw			 	! #		
<b>VW - POLO (9N_) 10/01→01/12</b>							
<b>Feder, Bremssattel</b>							
1.6 16V	77	05/06→11/09		→ 05/09; +PR 1LJ	2	11.8116-0143.1	390513 ATE
1.8 GTI	110	09/05→11/09					
1.9 TDI	96	11/03→11/09					
2.0	85	10/04→01/12					
1.2 12V	47	10/01→07/07		11/01→; +PR 1LJ	2	11.8116-0143.1	390513 ATE
1.4 16V	55	10/01→05/08					
1.4 16V	74	10/01→05/08					
1.4 TDI	55	10/01→06/05					
1.4	61	08/02→11/09		05/06→ 05/09; +PR 1LJ	2	11.8116-0143.1	390513 ATE
1.8 GTi Cup Edition	132	05/06→11/09		06/06→ 05/09; +PR 1LJ	2	11.8116-0143.1	390513 ATE
1.9 SDI	47	10/01→11/09		11/01→ 05/09; +PR 1LJ	2	11.8116-0143.1	390513 ATE
1.9 TDI	74	10/01→11/09					
<b>Führungshülzensatz, Bremssattel</b>							
1.2	40	01/02→05/07	←	+PR 1LJ		11.0101-5409.2	260035 ATE
1.4 FSI	63	02/02→07/06	←	+PR 1LQ;1LR;1ZF;1ZG		11.0101-5409.2	260035 ATE
1.2	44	05/07→11/09	←	→ 05/09; +PR 1LJ		11.0101-5409.2	260035 ATE
1.2 12V	51	05/07→11/09	←				
1.4 16V	59	05/06→11/09	←	→ 05/09; +PR 1LQ;1LR;1ZF;1ZG		11.0101-5409.2	260035 ATE
1.4 TDI	51	04/05→11/09					
1.4 TDI	59	04/05→11/09					
1.6 16V	77	05/06→11/09					
1.8 GTI	110	09/05→11/09					
1.9 TDI	96	11/03→11/09					
2.0	85	10/04→01/12					
1.2 12V	47	10/01→07/07	←	11/01→; +PR 1LJ		11.0101-5409.2	260035 ATE
1.4 16V	55	10/01→05/08	←				
1.4 16V	74	10/01→05/08	←	11/01→; +PR 1LQ;1LR;1ZF;1ZG		11.0101-5409.2	260035 ATE
1.4 TDI	55	10/01→06/05					
1.4	61	08/02→11/09	←	05/06→ 05/09; +PR 1LJ		11.0101-5409.2	260035 ATE
			←	05/06→ 05/09; +PR 1LQ;1LR;1ZF;1ZG		11.0101-5409.2	260035 ATE
1.8 GTi Cup Edition	132	05/06→11/09	←	06/06→ 05/09; +PR 1LJ		11.0101-5409.2	260035 ATE
			←	06/06→ 05/09; +PR 1LQ;1LR;1ZF;1ZG		11.0101-5409.2	260035 ATE
1.9 SDI	47	10/01→11/09	←	11/01→ 05/09; +PR 1LJ		11.0101-5409.2	260035 ATE
1.9 TDI	74	10/01→11/09	←	11/01→ 05/09; +PR 1LQ;1LR;1ZF;1ZG		11.0101-5409.2	260035 ATE
<b>Führungsbolzen, Bremssattel</b>							
1.2	40	01/02→05/07		+PR 1LJ		11.8171-0008.1	990049 ATE
1.4 FSI	63	02/02→07/06		+PR 1LQ;1LR;1ZF;1ZG		11.8171-0069.1	250152 ATE
1.2	44	05/07→11/09		→ 05/09; +PR 1LJ		11.8171-0008.1	990049 ATE
1.2 12V	51	05/07→11/09					
1.4 16V	59	05/06→11/09		→ 05/09; +PR 1LQ;1LR;1ZF;1ZG		11.8171-0069.1	250152 ATE
1.4 TDI	51	04/05→11/09					
1.4 TDI	59	04/05→11/09					
1.6 16V	77	05/06→11/09					
1.8 GTI	110	09/05→11/09					
1.9 TDI	96	11/03→11/09					
2.0	85	10/04→01/12					
1.2 12V	47	10/01→07/07		11/01→; +PR 1LJ		11.8171-0008.1	990049 ATE
1.4 16V	55	10/01→05/08					
1.4 16V	74	10/01→05/08		11/01→; +PR 1LQ;1LR;1ZF;1ZG		11.8171-0069.1	250152 ATE
1.4 TDI	55	10/01→06/05					
1.4	61	08/02→11/09		05/06→ 05/09; +PR 1LJ		11.8171-0008.1	990049 ATE
				05/06→ 05/09; +PR 1LQ;1LR;1ZF;1ZG		11.8171-0069.1	250152 ATE
1.8 GTi Cup Edition	132	05/06→11/09		06/06→ 05/09; +PR 1LJ		11.8171-0008.1	990049 ATE
				06/06→ 05/09; +PR 1LQ;1LR;1ZF;1ZG		11.8171-0069.1	250152 ATE
1.9 SDI	47	10/01→11/09		11/01→ 05/09; +PR 1LJ		11.8171-0008.1	990049 ATE
1.9 TDI	74	10/01→11/09		11/01→ 05/09; +PR 1LQ;1LR;1ZF;1ZG		11.8171-0069.1	250152 ATE
<b>Dichtungssatz, Bremssattel</b>							
1.2	40	01/02→05/07		+PR 1LJ		11.0441-5409.2	250031 ATE
1.4 FSI	63	02/02→07/06					
1.2	44	05/07→11/09		→ 05/09; +PR 1LJ		11.0441-5409.2	250031 ATE
1.2 12V	51	05/07→11/09					
1.4 16V	59	05/06→11/09					
1.4 TDI	51	04/05→11/09					
1.4 TDI	59	04/05→11/09					
1.6 16V	77	05/06→11/09					
1.8 GTI	110	09/05→11/09					
1.9 TDI	96	11/03→11/09					
2.0	85	10/04→01/12					
1.2 12V	47	10/01→07/07		11/01→; +PR 1LJ		11.0441-5409.2	250031 ATE
1.4 16V	55	10/01→05/08					
↓							





	kw			 	! #		
<b>VW - POLO (9N_) 10/01→01/12</b>							
<b>Dichtungssatz, Bremsattel</b>							
1.4 16V	74	10/01→05/08		11/01→; +PR 1LJ		11.0441-5409.2 250031	ATE
1.4 TDI	55	10/01→06/05					
1.4	61	08/02→11/09		05/06→ 05/09; +PR 1LJ		11.0441-5409.2 250031	ATE
1.8 GTi Cup Edition	132	05/06→11/09		06/06→ 05/09; +PR 1LJ		11.0441-5409.2 250031	ATE
1.9 SDI	47	10/01→11/09		11/01→ 05/09; +PR 1LJ		11.0441-5409.2 250031	ATE
1.9 TDI	74	10/01→11/09					
<b> Bremsschlauch</b>							
1.2	40	01/02→05/07	←		2	83.6247-0522.3 330595	L= 522
1.4 FSI	63	02/02→07/06	→	☐ / am Bremsattel; +PR 1KD,1KS,1KV,2EJ		24.1253-0050.3 331148	L= 192 mit Rohrleitung
			→	☐ / am Bremsattel; Scheibenbremse		24.1253-0050.3 331148	L= 192 mit Rohrleitung
			→	☐ / am Bremsattel; Scheibenbremse		24.1253-0060.3 331149	L= 192 mit Rohrleitung
			→	☐ / am Bremsattel; +PR 1KD,1KS,1KV,2EJ		24.1253-0060.3 331149	L= 192 mit Rohrleitung
			→		2	83.7858-0140.3 330837	L= 140
1.2	44	05/07→11/09	←	→ 05/09	2	83.6247-0522.3 330595	L= 522
1.2 12V	51	05/07→11/09	→	☐ / am Bremsattel; → 05/09; +PR 1KD,1KS,1KV,2EJ		24.1253-0050.3 331148	L= 192 mit Rohrleitung
1.4 16V	59	05/06→11/09	→	☐ / am Bremsattel; → 05/09; Scheibenbremse		24.1253-0050.3 331148	L= 192 mit Rohrleitung
1.4 TDI	51	04/05→11/09	→	☐ / am Bremsattel; → 05/09; Scheibenbremse		24.1253-0060.3 331149	L= 192 mit Rohrleitung
1.4 TDI	59	04/05→11/09	→	☐ / am Bremsattel; → 05/09; Scheibenbremse		24.1253-0060.3 331149	L= 192 mit Rohrleitung
1.6 16V	77	05/06→11/09	→	☐ / am Bremsattel; → 05/09; Scheibenbremse		24.1253-0060.3 331149	L= 192 mit Rohrleitung
1.8 GTI	110	09/05→11/09	→	☐ / am Bremsattel; → 05/09; Scheibenbremse		24.1253-0060.3 331149	L= 192 mit Rohrleitung
1.9 TDI	96	11/03→11/09	→	☐ / am Bremsattel; → 05/09; Scheibenbremse		24.1253-0060.3 331149	L= 192 mit Rohrleitung
2.0	85	10/04→01/12	→	☐ / am Bremsattel; → 05/09; +PR 1KD,1KS,1KV,2EJ		24.1253-0060.3 331149	L= 192 mit Rohrleitung
			→	→ 05/09	2	83.7858-0140.3 330837	L= 140
1.2 12V	47	10/01→07/07	←	11/01→	2	83.6247-0522.3 330595	L= 522
1.4 16V	55	10/01→05/08	→	☐ / am Bremsattel; 11/01→; +PR 1KD,1KS,1KV,2EJ		24.1253-0050.3 331148	L= 192 mit Rohrleitung
1.4 16V	74	10/01→05/08	→	☐ / am Bremsattel; 11/01→; Scheibenbremse		24.1253-0050.3 331148	L= 192 mit Rohrleitung
1.4 TDI	55	10/01→06/05	→	☐ / am Bremsattel; 11/01→; +PR 1KD,1KS,1KV,2EJ		24.1253-0060.3 331149	L= 192 mit Rohrleitung
			→	☐ / am Bremsattel; 11/01→; Scheibenbremse		24.1253-0060.3 331149	L= 192 mit Rohrleitung
			→	11/01→	2	83.7858-0140.3 330837	L= 140
1.4	61	08/02→11/09	←	05/06→ 05/09	2	83.6247-0522.3 330595	L= 522
			→	☐ / am Bremsattel; 05/06→ 05/09; Scheibenbremse		24.1253-0050.3 331148	L= 192 mit Rohrleitung
			→	☐ / am Bremsattel; 05/06→ 05/09; +PR 1KD,1KS,1KV,2EJ		24.1253-0050.3 331148	L= 192 mit Rohrleitung
			→	☐ / am Bremsattel; 05/06→ 05/09; Scheibenbremse		24.1253-0060.3 331149	L= 192 mit Rohrleitung
			→	☐ / am Bremsattel; 05/06→ 05/09; +PR 1KD,1KS,1KV,2EJ		24.1253-0060.3 331149	L= 192 mit Rohrleitung
			→	05/06→ 05/09	2	83.7858-0140.3 330837	L= 140
1.8 GTi Cup Edition	132	05/06→11/09	←	06/06→ 05/09	2	83.6247-0522.3 330595	L= 522
			→	☐ / am Bremsattel; 06/06→ 05/09; Scheibenbremse		24.1253-0050.3 331148	L= 192 mit Rohrleitung
			→	☐ / am Bremsattel; 06/06→ 05/09; +PR 1KD,1KS,1KV,2EJ		24.1253-0050.3 331148	L= 192 mit Rohrleitung
			→	☐ / am Bremsattel; 06/06→ 05/09; Scheibenbremse		24.1253-0060.3 331149	L= 192 mit Rohrleitung
			→	☐ / am Bremsattel; 06/06→ 05/09; +PR 1KD,1KS,1KV,2EJ		24.1253-0060.3 331149	L= 192 mit Rohrleitung
			→	06/06→ 05/09	2	83.7858-0140.3 330837	L= 140
1.9 SDI	47	10/01→11/09	←	11/01→ 05/09	2	83.6247-0522.3 330595	L= 522
1.9 TDI	74	10/01→11/09	→	☐ / am Bremsattel; 11/01→ 05/09; +PR 1KD,1KS,1KV,2EJ		24.1253-0050.3 331148	L= 192 mit Rohrleitung
			→	☐ / am Bremsattel; 11/01→ 05/09; Scheibenbremse		24.1253-0050.3 331148	L= 192 mit Rohrleitung
			→	☐ / am Bremsattel; 11/01→ 05/09; +PR 1KD,1KS,1KV,2EJ		24.1253-0060.3 331149	L= 192 mit Rohrleitung
			→	☐ / am Bremsattel; 11/01→ 05/09; Scheibenbremse		24.1253-0060.3 331149	L= 192 mit Rohrleitung
			→	11/01→ 05/09	2	83.7858-0140.3 330837	L= 140

	kw			 	! #		
<b>VW - POLO CLASSIC (6V2) 11/95→07/06</b>							
<b> Bremssattel</b>							
1.9 TDI	67	01/97→08/99	←	☐		24.3541-1609.5 240039	TRW Ø 54 - Halter
2.0	85	08/99→09/01	←	☐		24.3541-1610.5 240040	TRW Ø 54 - Halter
90 1.9 TDI	66	09/96→09/01	←	☐			
100 1.6	74	12/95→09/01	←	☐; 05/96→		24.3541-1609.5 240039	TRW Ø 54 - Halter
75 1.6	55	11/95→09/97	←	☐; 05/96→		24.3541-1610.5 240040	TRW Ø 54 - Halter
75 1.6	55	11/95→09/01	←	☐; 05/96→			
110 1.9 TDI	81	06/98→01/02	←	☐; → 09/01		24.3541-1609.5 240039	TRW Ø 54 - Halter
			←	☐; → 09/01		24.3541-1610.5 240040	TRW Ø 54 - Halter
			→	☐; 10/99→ 09/01		24.3344-1711.7 220539	TRW Ø 34 - Halter
			→	☐; 10/99→ 09/01		24.3344-1712.7 220540	TRW Ø 34 - Halter
			→	☐; → 09/99		24.3384-1737.5 240301	TRW Ø 38 - Halter
			→	☐; → 09/99		24.3384-1738.5 240302	TRW Ø 38 - Halter
54 1.4	40	01/98→08/99	←	☐; → 6K-V-022628; - ABS		24.3481-1745.5 240277	ATE Ø 48 - Halter
60 1.4	44	12/95→09/01	←	☐; → 6K-V-022628; - ABS		24.3481-1746.5 240278	ATE Ø 48 - Halter
75 1.4 16V	55	10/99→09/01	←	☐; → 6K-V-022628; - ABS			
64 1.9 D	47	01/96→10/96	←	☐; 6N-TY140001→		24.3481-1735.5 240283	ATE Ø 48 - Halter
			←	☐; 6N-TW082001→		24.3481-1735.5 240283	ATE Ø 48 - Halter
			←	☐; 6N-TY140001→		24.3481-1736.5 240284	ATE Ø 48 - Halter
			←	☐; 6N-TW082001→		24.3481-1736.5 240284	ATE Ø 48 - Halter
			←	☐; 6N-SY087411→ 6N-TY140000		24.3481-1749.5 240281	ATE Ø 48 - Halter
			←	☐; 6N-SW008501→ 6N-TW082000		24.3481-1749.5 240281	ATE Ø 48 - Halter
			←	☐; 6N-SY087411→ 6N-TY140000		24.3481-1750.5 240282	ATE Ø 48 - Halter
			←	☐; 6N-SW008501→ 6N-TW082000		24.3481-1750.5 240282	ATE Ø 48 - Halter
90 1.8	66	01/97→09/01	←	☐; 03/98→		24.3541-1609.5 240039	TRW Ø 54 - Halter
			←	☐; 03/98→		24.3541-1610.5 240040	TRW Ø 54 - Halter
<b>Führungshülzensatz, Bremssattel</b>							
1.9 SDI	48	06/96→09/01	←			11.0101-4801.2 260006	ATE
57 1.7 SDI	42	07/97→09/01	←			24.0102-4801.2 260085	ATE
64 1.9 SDI	47	12/95→08/99	←				
1.9 TDI	67	01/97→08/99	←			11.0101-5403.2 260010	TRW
2.0	85	08/99→09/01	←				
90 1.9 TDI	66	09/96→09/01	←				
100 1.6	74	12/95→09/01	←	05/96→		11.0101-5403.2 260010	TRW
110 1.9 TDI	81	06/98→01/02	←	→ 09/01		11.0101-5403.2 260010	TRW
54 1.4 60 1.4 75 1.4 16V	40 44 55	01/98→08/99 12/95→09/01 10/99→09/01	←	→ 6K-V-022628; + ABS		11.0101-4801.2 260006	ATE
			←	→ 6K-V-022628; - ABS		24.0102-4801.2 260085	ATE
			←	6K-V-022629→		11.0101-4801.2 260006	ATE
			←	→ 6K-V-022628; - ABS		24.0102-4801.2 260085	ATE
64 1.9 D	47	01/96→10/96	←	6N-TW082001→		11.0101-4801.2 260006	ATE
			←	6N-SY087411→ 6N-TY140000		24.0102-4801.2 260085	ATE
			←	6N-SW008501→ 6N-TW082000		11.0101-4801.2 260006	ATE
			←	6N-TY140001→		24.0102-4801.2 260085	ATE
			←	→ 6N-SY087410		11.0101-4801.2 260006	ATE
			←	→ 6N-SW008500		24.0102-4801.2 260085	ATE
			←	→ 6N-SW008500		11.0101-4803.2 260008	ATE
68 1.9 SDI	50	08/99→01/02	←	→ 09/01		11.0101-4801.2 260006	ATE
			←	→ 09/01		24.0102-4801.2 260085	ATE
75 1.6 75 1.6	55 55	11/95→09/97 11/95→09/01	←	05/96→		11.0101-4801.2 260006	ATE
			←	05/96→		11.0101-5403.2 260010	TRW
90 1.8	66	01/97→09/01	←	03/98→		24.0102-4801.2 260085	ATE
			←	03/98→		11.0101-5403.2 260010	TRW
<b>Dichtungssatz, Bremssattel</b>							
1.9 SDI	48	06/96→09/01	←			11.0441-4808.2 250022	ATE
57 1.7 SDI	42	07/97→09/01	←				
↓							

**VW - POLO CLASSIC (6V2) 11/95→07/06**

**Dichtungssatz, Bremssattel**

64 1.9 SDI	47	12/95→08/99	←			11.0441-4808.2	250022	ATE
54 1.4	40	01/98→08/99	←	→ 6K-V-022628; + ABS		11.0441-4808.2	250022	ATE
60 1.4	44	12/95→09/01	←	→ 6K-V-022628; - ABS		11.0441-4808.2	250022	ATE
75 1.4 16V	55	10/99→09/01	←	6K-V-022629→		11.0441-4808.2	250022	ATE
64 1,9 D	47	01/96→10/96	←	6N-TW082001→		11.0441-4808.2	250022	ATE
			←	6N-SW008501→ 6N-TW082000		11.0441-4808.2	250022	ATE
			←	→ 6N-SW008500		11.0441-4808.2	250022	ATE
			←	→ 6N-SY087410		11.0441-4808.2	250022	ATE
			←	6N-TY140001→		11.0441-4808.2	250022	ATE
←	6N-SY087411→ 6N-TY140000		11.0441-4808.2	250022	ATE			
68 1.9 SDI	50	08/99→01/02	←	→ 09/01		11.0441-4808.2	250022	ATE
75 1.6	55	11/95→09/97	←	05/96→		11.0441-4808.2	250022	ATE
75 1.6	55	11/95→09/01	←			11.0441-4808.2	250022	ATE

**Zubehörsatz, Bremssattel**

1.9 TDI	67	01/97→08/99	←			24.0101-4301.2	260047	TRW
2.0	85	08/99→09/01	←					
90 1.9 TDI	66	09/96→09/01	←					
100 1.6	74	12/95→09/01	←	05/96→		24.0101-4301.2	260047	TRW
75 1.6	55	11/95→09/97	←					
75 1.6	55	11/95→09/01	←					
110 1.9 TDI	81	06/98→01/02	←	→ 09/01		24.0101-4301.2	260047	TRW
90 1.8	66	01/97→09/01	←	03/98→		24.0101-4301.2	260047	TRW


















































**Bremsschlauch**










1.9 SDI	48	06/96→09/01	←		2	24.5105-0442.3	331432	L= 442
2.0	85	08/99→09/01	←					
57 1.7 SDI	42	07/97→09/01	→	→ 09/99	2	24.5230-0143.3	330402	L= 143
60 1.4	44	12/95→09/01	→	10/99→	2	83.7858-0140.3	330837	L= 140
75 1.6	55	11/95→09/01	→					
90 1.9 TDI	66	09/96→09/01	→					
1.9 TDI	67	01/97→08/99	←		2	24.5105-0442.3	331432	L= 442
54 1.4	40	01/98→08/99	←					
64 1.9 SDI	47	12/95→08/99	←		2	24.5230-0143.3	330402	L= 143
75 1.6	55	11/95→09/97	←					
100 1.6	74	12/95→09/01	←	05/96→	2	24.5105-0442.3	331432	L= 442
			→	05/96→ 09/99	2	24.5230-0143.3	330402	L= 143
			→	10/99→	2	83.7858-0140.3	330837	L= 140
110 1.9 TDI	81	06/98→01/02	←	→ 09/01	2	24.5105-0442.3	331432	L= 442
68 1.9 SDI	50	08/99→01/02	←	→ 09/99	2	24.5230-0143.3	330402	L= 143
			→	10/99→ 09/01	2	83.7858-0140.3	330837	L= 140
64 1,9 D	47	01/96→10/96	←		2	24.5147-0385.3	331427	L= 384
			→		2	24.5230-0143.3	330402	L= 143
75 1.4 16V	55	10/99→09/01	←		2	24.5105-0442.3	331432	L= 442
			→		2	83.7858-0140.3	330837	L= 140
90 1.8	66	01/97→09/01	←	03/98→	2	24.5105-0442.3	331432	L= 442
			→	03/98→ 09/99	2	24.5230-0143.3	330402	L= 143
			→	10/99→	2	83.7858-0140.3	330837	L= 140











**VW - POLO Kasten (6NF) 09/94→12/99**











**Bremssattel**










1.0	33	10/94→12/99	←	☐; 6N-TY140001→; → 09/96		24.3481-1735.5	240283	ATE Ø 48 - Halter
			←	☐; 6N-TW082001→; → 09/96		24.3481-1735.5	240283	ATE Ø 48 - Halter
			←	☐; 6N-TW082001→; → 09/96		24.3481-1736.5	240284	ATE Ø 48 - Halter
			←	☐; 6N-TY140001→; → 09/96		24.3481-1736.5	240284	ATE Ø 48 - Halter
			←	☐; 6N-SW008501→ 6N-TW082000		24.3481-1749.5	240281	ATE Ø 48 - Halter
			←	☐; 6N-SY087411→ 6N-TY140000		24.3481-1749.5	240281	ATE Ø 48 - Halter
			←	☐; 6N-SW008501→ 6N-TW082000		24.3481-1750.5	240282	ATE Ø 48 - Halter
			←	☐; 6N-SY087411→ 6N-TY140000		24.3481-1750.5	240282	ATE Ø 48 - Halter
1.4	44	05/98→12/99	←	☐; 6N-TY140001→		24.3481-1735.5	240283	ATE Ø 48 - Halter
1.9 D	47	10/94→12/99	←	☐; 6N-TW082001→		24.3481-1735.5	240283	ATE Ø 48 - Halter
↓								

	kw			 	! #		
<b>VW - POLO Kasten (6NF) 09/94→12/99</b>							
<b> Bremssattel</b>							
1.4 1.9 D	44	05/98→12/99 10/94→12/99		 ; 6N-TY140001→	24.3481-1736.5	240284	ATE Ø 48 - Halter
	47			 ; 6N-TW082001→	24.3481-1736.5	240284	ATE Ø 48 - Halter
				 ; 6N-SY087411→ 6N-TY140000	24.3481-1749.5	240281	ATE Ø 48 - Halter
				 ; 6N-SW008501→ 6N-TW082000	24.3481-1749.5	240281	ATE Ø 48 - Halter
				 ; 6N-SY087411→ 6N-TY140000	24.3481-1750.5	240282	ATE Ø 48 - Halter
				 ; 6N-SW008501→ 6N-TW082000	24.3481-1750.5	240282	ATE Ø 48 - Halter
1.7 SDI	44	08/97→12/99			24.3481-1735.5	240283	ATE Ø 48 - Halter
					24.3481-1736.5	240284	ATE Ø 48 - Halter
<b>Führungshülzensatz, Bremssattel</b>							
1.0	33	10/94→12/99		6N-TY140001→; → 09/96	11.0101-4801.2	260006	ATE
				6N-TW082001→; → 09/96	24.0102-4801.2	260085	ATE
				6N-SY087411→ 6N-TY140000	11.0101-4801.2	260006	ATE
				6N-SW008501→ 6N-TW082000	24.0102-4801.2	260085	ATE
				→ 6N-SY087410	11.0101-4803.2	260008	ATE
				→ 6N-SW008500	24.0102-4803.2	260086	ATE
					11.0101-4803.2	260008	ATE
1.4	44	05/98→12/99		6N-SY087411→ 6N-TY140000	11.0101-4801.2	260006	ATE
				6N-TW082001→	24.0102-4801.2	260085	ATE
				6N-SW008501→ 6N-TW082000	11.0101-4801.2	260006	ATE
				6N-TY140001→	24.0102-4801.2	260085	ATE
1.7 SDI	44	08/97→12/99			11.0101-4801.2	260006	ATE
					24.0102-4801.2	260085	ATE
1.9 D	47	10/94→12/99		6N-TW082001→	11.0101-4801.2	260006	ATE
				6N-SY087411→ 6N-TY140000	24.0102-4801.2	260085	ATE
				6N-SW008501→ 6N-TW082000	11.0101-4801.2	260006	ATE
				6N-TY140001→	24.0102-4801.2	260085	ATE
				→ 6N-SY087410	11.0101-4803.2	260008	ATE
				→ 6N-SW008500	24.0102-4803.2	260086	ATE
1.9 SDI	47	07/96→12/99		03/97→	11.0101-4801.2	260006	ATE
					24.0102-4801.2	260085	ATE
<b>Dichtungssatz, Bremssattel</b>							
1.0	33	10/94→12/99		6N-SW008501→ 6N-TW082000	11.0441-4808.2	250022	ATE
				6N-TW082001→; → 09/96	11.0441-4808.2	250022	ATE
				→ 6N-SW008500	11.0441-4808.2	250022	ATE
				6N-TY140001→; → 09/96	11.0441-4808.2	250022	ATE
				→ 6N-SY087410	11.0441-4808.2	250022	ATE
				6N-SY087411→ 6N-TY140000	11.0441-4808.2	250022	ATE
1.4	44	05/98→12/99		6N-TW082001→	11.0441-4808.2	250022	ATE
				6N-SW008501→ 6N-TW082000	11.0441-4808.2	250022	ATE
				6N-TY140001→	11.0441-4808.2	250022	ATE
				6N-SY087411→ 6N-TY140000	11.0441-4808.2	250022	ATE
1.7 SDI	44	08/97→12/99			11.0441-4808.2	250022	ATE
↓							










	kw			 	! #			
<b>VW - POLO Kasten (6NF) 09/94→12/99</b>								
<b>Dichtungssatz, Bremsattel</b>								
1.9 D	47	10/94→12/99		6N-TW082001→		11.0441-4808.2	250022	ATE
				6N-SW008501→ 6N-TW082000		11.0441-4808.2	250022	ATE
				→ 6N-SW008500		11.0441-4808.2	250022	ATE
			←	→ 6N-SY087410		11.0441-4808.2	250022	ATE
			←	6N-TY140001→		11.0441-4808.2	250022	ATE
			←	6N-SY087411→ 6N-TY140000		11.0441-4808.2	250022	ATE
1.9 SDI	47	07/96→12/99	←	03/97→		11.0441-4808.2	250022	ATE
<b> Bremschlauch</b>								
1.0	33	10/94→12/99	←	→ 09/96	2	24.5147-0385.3	331427	L= 384
			→	→ 09/96	2	24.5230-0143.3	330402	L= 143
1.4 1.7 SDI 1.9 D	44	05/98→12/99	←		2	24.5147-0385.3	331427	L= 384
	44	08/97→12/99	→	→ 09/99	2	24.5230-0143.3	330402	L= 143
	47	10/94→12/99	→	10/99→	2	83.7858-0140.3	330837	L= 140
1.9 SDI	47	07/96→12/99	←	03/97→	2	24.5105-0442.3	331432	L= 442
			→	03/97→; → 6K-X-609999	2	24.5230-0143.3	330402	L= 143
			→	6K-X-610000→	2	83.7858-0140.3	330837	L= 140
<b>VW - POLO Stufenheck (9A4) 09/02→</b>								
<b> Bremsattel</b>								
1.4 1.4 1.4 TDI 1.9 TDi 2.0	55	07/03→	←	☐; → 05/09; +PR 1LQ;1LR;1ZF;1ZG		11.9541-9549.2	220575	ATE Ø 54 - Halter
	74	11/03→	←	☐; → 05/09; +PR 1LQ;1LR;1ZF;1ZG		11.9541-9550.2	220576	ATE Ø 54 - Halter
	55	07/03→	←	☐; → 05/09; +PR 1LJ		11.9541-9595.2	220501	ATE Ø 54 - Halter
	74	09/02→	←	☐; → 05/09; +PR 1LJ		11.9541-9596.2	220502	ATE Ø 54 - Halter
	85	09/02→	←	☐; → 05/09; +PR 1LM;1ZN		24.3481-1735.5	240283	ATE Ø 48 - Halter
			←	☐; → 05/09; +PR 1LM;1ZN		24.3481-1736.5	240284	ATE Ø 48 - Halter
			←	☐; → 05/09; +PR 1LN;1ZH;1ZD		24.3541-1797.7	220553	TRW Ø 54 - Halter
			←	☐; → 05/09; +PR 1LN;1ZH;1ZD		24.3541-1798.7	220554	TRW Ø 54 - Halter
			→	☐; → 05/09; +PR 1KD;1KS;1KV		24.3344-1709.5	240810	TRW Ø 34 - Halter
			→	☐; → 05/09; +PR 1KD;1KS;1KV		24.3344-1710.5	240811	TRW Ø 34 - Halter
			→	☐; → 05/09; +PR 1KK,1KT		24.3384-1729.5	240816	TRW Ø 38 - Halter
			→	☐; → 05/09; +PR 1KK,1KT		24.3384-1730.5	240817	TRW Ø 38 - Halter
	1.6	74	09/02→	←	☐; 05/06→ 05/09; +PR 1LQ;1LR;1ZF;1ZG		11.9541-9549.2	220575
←				☐; 05/06→ 05/09; +PR 1LQ;1LR;1ZF;1ZG		11.9541-9550.2	220576	ATE Ø 54 - Halter
←				☐; 05/06→ 05/09; +PR 1LJ		11.9541-9595.2	220501	ATE Ø 54 - Halter
←				☐; 05/06→ 05/09; +PR 1LJ		11.9541-9596.2	220502	ATE Ø 54 - Halter
←				☐; 05/06→ 05/09; +PR 1LM;1ZN		24.3481-1735.5	240283	ATE Ø 48 - Halter
←				☐; 05/06→ 05/09; +PR 1LM;1ZN		24.3481-1736.5	240284	ATE Ø 48 - Halter
←				☐; 05/06→ 05/09; +PR 1LN;1ZH;1ZD		24.3541-1797.7	220553	TRW Ø 54 - Halter
←				☐; 05/06→ 05/09; +PR 1LN;1ZH;1ZD		24.3541-1798.7	220554	TRW Ø 54 - Halter
→				☐; 05/06→ 05/09; +PR 1KD;1KS;1KV		24.3344-1709.5	240810	TRW Ø 34 - Halter
→				☐; 05/06→ 05/09; +PR 1KD;1KS;1KV		24.3344-1710.5	240811	TRW Ø 34 - Halter
→				☐; 05/06→ 05/09; +PR 1KK,1KT		24.3384-1729.5	240816	TRW Ø 38 - Halter
→				☐; 05/06→ 05/09; +PR 1KK,1KT		24.3384-1730.5	240817	TRW Ø 38 - Halter
1.9 SDI				47	09/02→	←	☐; → 05/09; +PR 1LQ;1LR;1ZF;1ZG	
	←	☐; → 05/09; +PR 1LQ;1LR;1ZF;1ZG				11.9541-9550.2	220576	ATE Ø 54 - Halter
	←	☐; → 05/09; +PR 1LJ				11.9541-9595.2	220501	ATE Ø 54 - Halter
	←	☐; → 05/09; +PR 1LJ				11.9541-9596.2	220502	ATE Ø 54 - Halter
	←	☐; → 05/09; +PR 1LM;1ZN				24.3481-1735.5	240283	ATE Ø 48 - Halter
	←	☐; → 05/09; +PR 1LM;1ZN				24.3481-1736.5	240284	ATE Ø 48 - Halter
	←	☐; → 05/09; +PR 1LN;1ZH;1ZD				24.3541-1797.7	220553	TRW Ø 54 - Halter
	→	☐; → 05/09; +PR 1KK,1KT				24.3384-1729.5	240816	TRW Ø 38 - Halter

	kw					! #		
<b>VW - POLO Stufenheck (9A4) 09/02→</b>								
 <b>Bremssattel</b>								
1.9 SDI	47	09/02→	➡	☐; → 05/09; +PR 1KK,1KT		24.3384-1730.5	240817	TRW Ø 38 - Halter
<b>Feder, Bremssattel</b>								
1.4	55	07/03→		→ 05/09; +PR 1LJ	2	11.8116-0143.1	390513	ATE
1.4	74	11/03→						
1.4 TDI	55	07/03→						
1.9 SDI	47	09/02→						
1.9 TDi	74	09/02→						
2.0	85	09/02→						
1.6	74	09/02→		05/06→ 05/09; +PR 1LJ	2	11.8116-0143.1	390513	ATE
<b>Führungshülsensatz, Bremssattel</b>								
1.4	55	07/03→	←	→ 05/09; +PR 1LJ		11.0101-5409.2	260035	ATE
1.4	74	11/03→						
1.4 TDI	55	07/03→	←	→ 05/09; +PR 1LQ;1LR;1ZF;1ZG		11.0101-5409.2	260035	ATE
1.9 SDI	47	09/02→						
1.9 TDi	74	09/02→						
2.0	85	09/02→						
1.6	74	09/02→	←	05/06→ 05/09; +PR 1LJ		11.0101-5409.2	260035	ATE
			←	05/06→ 05/09; +PR 1LQ;1LR;1ZF;1ZG		11.0101-5409.2	260035	ATE
<b>Führungsbolzen, Bremssattel</b>								
1.4	55	07/03→		→ 05/09; +PR 1LJ		11.8171-0008.1	990049	ATE
1.4	74	11/03→						
1.4 TDI	55	07/03→		→ 05/09; +PR 1LQ;1LR;1ZF;1ZG		11.8171-0069.1	250152	ATE
1.9 SDI	47	09/02→						
1.9 TDi	74	09/02→						
2.0	85	09/02→						
1.6	74	09/02→		05/06→ 05/09; +PR 1LJ		11.8171-0008.1	990049	ATE
				05/06→ 05/09; +PR 1LQ;1LR;1ZF;1ZG		11.8171-0069.1	250152	ATE
<b>Dichtungssatz, Bremssattel</b>								
1.4	55	07/03→		→ 05/09; +PR 1LJ		11.0441-5409.2	250031	ATE
1.4	74	11/03→						
1.4 TDI	55	07/03→						
1.9 SDI	47	09/02→						
1.9 TDi	74	09/02→						
2.0	85	09/02→						
1.6	74	09/02→		05/06→ 05/09; +PR 1LJ		11.0441-5409.2	250031	ATE
 <b>Bremsschlauch</b>								
1.4	55	07/03→	←	→ 05/09	2	83.6247-0522.3	330595	L= 522
1.4	74	11/03→						
1.4 TDI	55	07/03→	➡	☐ / am Bremssattel; → 05/09; +PR 1KD,1KS,1KV,2EJ		24.1253-0050.3	331148	L= 192 mit Rohrleitung
1.9 SDI	47	09/02→						
1.9 TDi	74	09/02→	➡	☐ / am Bremssattel; → 05/09; Scheibenbremse		24.1253-0050.3	331148	L= 192 mit Rohrleitung
2.0	85	09/02→	➡	☐ / am Bremssattel; → 05/09; Scheibenbremse		24.1253-0060.3	331149	L= 192 mit Rohrleitung
			➡	☐ / am Bremssattel; → 05/09; +PR 1KD,1KS,1KV,2EJ		24.1253-0060.3	331149	L= 192 mit Rohrleitung
			➡	→ 05/09	2	83.7858-0140.3	330837	L= 140
1.6	74	09/02→	←	05/06→ 05/09	2	83.6247-0522.3	330595	L= 522
			➡	☐ / am Bremssattel; 05/06→ 05/09; Scheibenbremse		24.1253-0050.3	331148	L= 192 mit Rohrleitung
			➡	☐ / am Bremssattel; 05/06→ 05/09; +PR 1KD,1KS,1KV,2EJ		24.1253-0050.3	331148	L= 192 mit Rohrleitung
			➡	☐ / am Bremssattel; 05/06→ 05/09; Scheibenbremse		24.1253-0060.3	331149	L= 192 mit Rohrleitung
			➡	☐ / am Bremssattel; 05/06→ 05/09; +PR 1KD,1KS,1KV,2EJ		24.1253-0060.3	331149	L= 192 mit Rohrleitung
			➡	05/06→ 05/09	2	83.7858-0140.3	330837	L= 140
<b>VW - POLO Stufenheck (60_, 61_) 05/09→</b>								
 <b>Bremssattel</b>								
1.6	63	11/10→	←	☐; 07/14→; +PR 1ZG,1LR,1ZJ		11.9541-9549.2	220575	ATE Ø 54 - Halter
1.6	77	05/10→	←	☐; 07/14→; +PR 1ZG,1LR,1ZJ		11.9541-9550.2	220576	ATE Ø 54 - Halter
			←	☐; 07/14→; +PR 1ZD		11.9541-9553.2	220563	ATE Ø 54 - Halter
			←	☐; 07/14→; +PR 1ZP,1ZR		11.9541-9553.2	220563	ATE Ø 54 - Halter
			←	☐; 07/14→; +PR 1LN,1ZC		11.9541-9553.2	220563	ATE Ø 54 - Halter









	kw					! #		
<b>VW - POLO Stufenheck (60_, 61_) 05/09→</b>								
 <b>Bremssattel</b>								
1.6	63	11/10→	←	☐; 07/14→; +PR 1ZP,1ZR		11.9541-9554.2	220564	ATE Ø 54 - Halter
1.6	77	05/10→	←	☐; 07/14→; +PR 1LN,1ZC		11.9541-9554.2	220564	ATE Ø 54 - Halter
			←	☐; 07/14→; +PR 1ZD		11.9541-9554.2	220564	ATE Ø 54 - Halter
			→	☐; 07/14→; +PR 1KK,1KT,2EJ		24.3387-1735.5	240657	TRW Ø 38 - Halter
			→	☐; 07/14→; +PR 1KV		24.3387-1735.5	240657	TRW Ø 38 - Halter
			→	☐; 07/14→; +PR 1KK,1KT,2EJ		24.3387-1736.5	240658	TRW Ø 38 - Halter
			→	☐; 07/14→; +PR 1KV		24.3387-1736.5	240658	TRW Ø 38 - Halter
<b>Feder, Bremssattel</b>								
1.6	63	11/10→		07/14→; +PR 1LN,1ZC	2	11.8116-0351.1	390538	ATE
1.6	77	05/10→		07/14→; +PR 1ZD	2	11.8116-0351.1	390538	ATE
				07/14→; +PR 1ZP,1ZR	2	11.8116-0351.1	390538	ATE
<b>Führungshülzensatz, Bremssattel</b>								
1.6	63	11/10→	←	07/14→; +PR 1ZD		11.0101-5409.2	260035	ATE
1.6	77	05/10→	←	07/14→; +PR 1ZP,1ZR		11.0101-5409.2	260035	ATE
			←	07/14→; +PR 1LN,1ZC		11.0101-5409.2	260035	ATE
			←	07/14→; +PR 1ZG,1LR,1ZJ		11.0101-5409.2	260035	ATE
<b>Führungsbolzen, Bremssattel</b>								
1.6	63	11/10→		07/14→; +PR 1ZG,1LR,1ZJ		11.8171-0008.1	990049	ATE
1.6	77	05/10→		07/14→; +PR 1ZP,1ZR		11.8171-0008.1	990049	ATE
				07/14→; +PR 1ZD		11.8171-0008.1	990049	ATE
				07/14→; +PR 1LN,1ZC		11.8171-0008.1	990049	ATE
 <b>Bremsschlauch</b>								
1.6	63	11/10→	→	☐ / am Bremssattel; 07/14→		24.1294-0014.3	331448	L= 205 mit Rohrleitung
1.6	77	05/10→	→	☐ / am Bremssattel; 07/14→		24.1294-0015.3	331449	L= 207 mit Rohrleitung
			→	07/14→	2	83.7858-0140.3	330837	L= 140
<b>VW - POLO Van (6R) 01/14→</b>								
 <b>Bremssattel</b>								
1.0	44	01/14→	←	☐; +PR 1ZG,1LR,1ZJ		11.9541-9549.2	220575	ATE Ø 54 - Halter
1.0	55	01/14→	←	☐; +PR 1ZG,1LR,1ZJ		11.9541-9550.2	220576	ATE Ø 54 - Halter
1.0 TSI	70	11/14→	←	☐; +PR 1ZG,1LR,1ZJ		11.9541-9550.2	220576	ATE Ø 54 - Halter
1.4 TDI	55	03/14→	←	☐; +PR 1LN,1ZC		11.9541-9553.2	220563	ATE Ø 54 - Halter
1.4 TDI	66	02/14→	←	☐; +PR 1LN,1ZC		11.9541-9554.2	220564	ATE Ø 54 - Halter
1.4 TSI	110	05/14→	←	☐; +PR 1LN,1ZC		11.9541-9554.2	220564	ATE Ø 54 - Halter
			→	☐; +PR 1KK,1KT,2EJ		24.3387-1735.5	240657	TRW Ø 38 - Halter
			→	☐; +PR 1KK,1KT,2EJ		24.3387-1736.5	240658	TRW Ø 38 - Halter
1.2 TSI	66	02/14→	←	☐; +PR 1ZG,1LR,1ZJ		11.9541-9549.2	220575	ATE Ø 54 - Halter
1.2 TSI	81	01/14→	←	☐; +PR 1ZG,1LR,1ZJ		11.9541-9550.2	220576	ATE Ø 54 - Halter
			←	☐; +PR 1LN,1ZC		11.9541-9553.2	220563	ATE Ø 54 - Halter
			←	☐; +PR 1ZP,1ZR		11.9541-9553.2	220563	ATE Ø 54 - Halter
			←	☐; +PR 1ZD		11.9541-9553.2	220563	ATE Ø 54 - Halter
			←	☐; +PR 1ZP,1ZR		11.9541-9554.2	220564	ATE Ø 54 - Halter
			←	☐; +PR 1ZD		11.9541-9554.2	220564	ATE Ø 54 - Halter
			←	☐; +PR 1LN,1ZC		11.9541-9554.2	220564	ATE Ø 54 - Halter
			→	☐; +PR 1KK,1KT,2EJ		24.3387-1735.5	240657	TRW Ø 38 - Halter
			→	☐; +PR 1KV		24.3387-1735.5	240657	TRW Ø 38 - Halter
			→	☐; +PR 1KK,1KT,2EJ		24.3387-1736.5	240658	TRW Ø 38 - Halter
			→	☐; +PR 1KV		24.3387-1736.5	240658	TRW Ø 38 - Halter
<b>Feder, Bremssattel</b>								
1.0	44	01/14→		+PR 1LN,1ZC	2	11.8116-0351.1	390538	ATE
1.0	55	01/14→						
1.0 TSI	70	11/14→						
1.4 TDI	55	03/14→						
1.4 TDI	66	02/14→						
1.4 TSI	110	05/14→						
1.2 TSI	66	02/14→		+PR 1ZD	2	11.8116-0351.1	390538	ATE
↓								








	kw					! #		
<b>VW - POLO Van (6R) 01/14→</b>								
<b>Feder, Bremssattel</b>								
1.2 TSI	81	01/14→			+PR 1LN,1ZC	2	11.8116-0351.1 390538	ATE
					+PR 1ZP,1ZR	2	11.8116-0351.1 390538	ATE
<b>Führungshülsensatz, Bremssattel</b>								
1.0	44	01/14→	←		+PR 1ZG,1LR,1ZJ		11.0101-5409.2 260035	ATE
1.0	55	01/14→						
1.0 TSI	70	11/14→	←		+PR 1LN,1ZC		11.0101-5409.2 260035	ATE
1.4 TDI	55	03/14→						
1.4 TDI	66	02/14→						
1.4 TSI	110	05/14→						
1.2 TSI	66	02/14→	←		+PR 1ZG,1LR,1ZJ		11.0101-5409.2 260035	ATE
1.2 TSI	81	01/14→	←		+PR 1ZD		11.0101-5409.2 260035	ATE
			←		+PR 1LN,1ZC		11.0101-5409.2 260035	ATE
			←		+PR 1ZP,1ZR		11.0101-5409.2 260035	ATE
<b>Führungsbolzen, Bremssattel</b>								
1.0	44	01/14→			+PR 1LN,1ZC		11.8171-0008.1 990049	ATE
1.0	55	01/14→						
1.0 TSI	70	11/14→			+PR 1ZG,1LR,1ZJ		11.8171-0008.1 990049	ATE
1.4 TDI	55	03/14→						
1.4 TDI	66	02/14→						
1.4 TSI	110	05/14→						
1.2 TSI	66	02/14→			+PR 1ZP,1ZR		11.8171-0008.1 990049	ATE
1.2 TSI	81	01/14→			+PR 1LN,1ZC		11.8171-0008.1 990049	ATE
					+PR 1ZG,1LR,1ZJ		11.8171-0008.1 990049	ATE
					+PR 1ZD		11.8171-0008.1 990049	ATE
<b> Bremsschlauch</b>								
1.0	44	01/14→	→		☐ / am Bremssattel		24.1294-0014.3 331448	L= 205 mit Rohrleitung
1.0	55	01/14→						
1.0 TSI	70	11/14→	→		☐ / am Bremssattel		24.1294-0015.3 331449	L= 207 mit Rohrleitung
1.2 TSI	66	02/14→						
1.2 TSI	81	01/14→	→			2	83.7858-0140.3 330837	L= 140
1.4 TDI	55	03/14→						
1.4 TDI	66	02/14→						
1.4 TSI	110	05/14→						
<b>VW - POLO Variant (6V5) 04/97→09/01</b>								
<b> Bremssattel</b>								
1.4	40	12/98→09/01	←	☐; - ABS			24.3481-1745.5 240277	ATE Ø 48 - Halter
1.4	44	05/97→09/01						
1.4 16V	55	10/99→09/01	←	☐; - ABS			24.3481-1746.5 240278	ATE Ø 48 - Halter
1.6	74	05/97→09/01	←	☐			24.3541-1609.5 240039	TRW Ø 54 - Halter
1.8	66	05/97→09/01						
1.9 TDI	66	05/97→09/01	←	☐			24.3541-1610.5 240040	TRW Ø 54 - Halter
1.9 TDI	81	06/98→09/01	←	☐			24.3541-1609.5 240039	TRW Ø 54 - Halter
			←	☐			24.3541-1610.5 240040	TRW Ø 54 - Halter
			→	☐			24.3384-1723.7 220523	TRW Ø 38 - Halter
			→	☐			24.3384-1724.7 220524	TRW Ø 38 - Halter
<b>Führungshülsensatz, Bremssattel</b>								
1.4	40	12/98→09/01	←	+ ABS			11.0101-4801.2 260006	ATE
1.4	44	05/97→09/01					24.0102-4801.2 260085	ATE
1.4 16V	55	10/99→09/01	←	- ABS			11.0101-4803.2 260008	ATE
							24.0102-4803.2 260086	ATE
1.6	55	05/97→09/01	←				11.0101-4801.2 260006	ATE
1.7 SDI	42	08/97→09/01					24.0102-4801.2 260085	ATE
1.9 SDI	47	06/97→09/01						
1.9 SDI	50	08/99→09/01						
1.6	74	05/97→09/01	←				11.0101-5403.2 260010	TRW
1.8	66	05/97→09/01						
1.9 TDI	66	05/97→09/01						
1.9 TDI	81	06/98→09/01						
<b>Dichtungssatz, Bremssattel</b>								
1.4	40	12/98→09/01	←	+ ABS			11.0441-4808.2 250022	ATE
1.4	44	05/97→09/01						
1.4 16V	55	10/99→09/01	←	- ABS			11.0441-4808.2 250022	ATE
1.6	55	05/97→09/01	←				11.0441-4808.2 250022	ATE
1.7 SDI	42	08/97→09/01						
1.9 SDI	47	06/97→09/01						
1.9 SDI	50	08/99→09/01						



	kw			 	! #		
<b>VW - POLO Variant (6V5) 04/97—09/01</b>							
<b>Zubehörsatz, Bremssattel</b>							
1.6	74	05/97→09/01	←			24.0101-4301.2	260047 TRW
1.8	66	05/97→09/01					
1.9 TDI	66	05/97→09/01					
1.9 TDI	81	06/98→09/01					
<b> Bremsschlauch</b>							
1.4	40	12/98→09/01	←		2	24.5105-0442.3	331432 L= 442
1.4	44	05/97→09/01					
1.4 16V	55	10/99→09/01	→	→ 6K-X-609999	2	24.5230-0143.3	330402 L= 143
1.6	55	05/97→09/01	→	6K-X-610000→	2	83.7858-0140.3	330837 L= 140
1.6	74	05/97→09/01					
1.7 SDI	42	08/97→09/01					
1.8	66	05/97→09/01					
1.9 SDI	47	06/97→09/01					
1.9 SDI	50	08/99→09/01					
1.9 TDI	66	05/97→09/01					
1.9 TDI	81	06/98→09/01					
<b>VW - SCIROCCO (137, 138) 05/08→</b>							
<b> Bremssattel</b>							
1.4 TSI	90	08/08→	←	☐; 09/08→; +PR 1ZE,1ZP		11.9541-9553.2	220563 ATE Ø 54 - Halter
			←	☐; 09/08→; +PR 1LJ,1ZA,1ZD		11.9541-9553.2	220563 ATE Ø 54 - Halter
			←	☐; 09/08→; +PR 1ZB		11.9541-9553.2	220563 ATE Ø 54 - Halter
			←	☐; 09/08→; +PR 1LJ,1ZA,1ZD		11.9541-9554.2	220564 ATE Ø 54 - Halter
			←	☐; 09/08→; +PR 1ZB		11.9541-9554.2	220564 ATE Ø 54 - Halter
			←	☐; 09/08→; +PR 1ZE,1ZP		11.9541-9554.2	220564 ATE Ø 54 - Halter
			→	☐; 09/08→; +PR 1KD		24.3384-1755.5	240886 TRW Ø 38 - Halter
			→	☐; 09/08→; +PR 1KD		24.3384-1756.5	240887 TRW Ø 38 - Halter
			→	☐; 09/08→; +PR 1KE		24.3414-1709.5	240834 TRW Ø 41 - Halter
			→	☐; 09/08→; +PR 1KE		24.3414-1710.5	240835 TRW Ø 41 - Halter
1.4 TSI	92	11/13→	←	☐; +PR 1LJ,1ZA,1ZD		11.9541-9553.2	220563 ATE Ø 54 - Halter
1.4 TSI	110	07/15→	←	☐; +PR 1ZB		11.9541-9553.2	220563 ATE Ø 54 - Halter
2.0 R	188	11/09→	←	☐; +PR 1ZE,1ZP		11.9541-9553.2	220563 ATE Ø 54 - Halter
2.0 R	195	11/09→	←	☐; +PR 1ZB		11.9541-9554.2	220564 ATE Ø 54 - Halter
2.0 TDI	100	11/10→	←	☐; +PR 1ZE,1ZP		11.9541-9554.2	220564 ATE Ø 54 - Halter
2.0 TDI	110	11/13→	←	☐; +PR 1ZB		11.9541-9554.2	220564 ATE Ø 54 - Halter
2.0 TDI	125	05/09→	←	☐; +PR 1ZE,1ZP		11.9541-9554.2	220564 ATE Ø 54 - Halter
2.0 TDI	130	01/13→	←	☐; +PR 1ZE,1ZP		11.9541-9554.2	220564 ATE Ø 54 - Halter
2.0 TDI	135	05/14→	←	☐; +PR 1LJ,1ZA,1ZD		11.9541-9554.2	220564 ATE Ø 54 - Halter
2.0 TSI	132	11/13→	→	☐; +PR 1KD		24.3384-1755.5	240886 TRW Ø 38 - Halter
2.0 TSI	155	11/09→05/11	→	☐; +PR 1KD		24.3384-1756.5	240887 TRW Ø 38 - Halter
2.0 TSI	162	11/13→	→	☐; +PR 1KE		24.3414-1709.5	240834 TRW Ø 41 - Halter
			→	☐; +PR 1KE		24.3414-1710.5	240835 TRW Ø 41 - Halter
1.4 TSI	118	05/08→	←	☐; 08/08→; +PR 1ZE,1ZP		11.9541-9553.2	220563 ATE Ø 54 - Halter
2.0 TSI	147	05/08→11/09	←	☐; 08/08→; +PR 1ZB		11.9541-9553.2	220563 ATE Ø 54 - Halter
			←	☐; 08/08→; +PR 1LJ,1ZA,1ZD		11.9541-9553.2	220563 ATE Ø 54 - Halter
			←	☐; 08/08→; +PR 1ZE,1ZP		11.9541-9554.2	220564 ATE Ø 54 - Halter
			←	☐; 08/08→; +PR 1LJ,1ZA,1ZD		11.9541-9554.2	220564 ATE Ø 54 - Halter
			←	☐; 08/08→; +PR 1ZB		11.9541-9554.2	220564 ATE Ø 54 - Halter
			→	☐; 08/08→; +PR 1KD		24.3384-1755.5	240886 TRW Ø 38 - Halter
			→	☐; 08/08→; +PR 1KD		24.3384-1756.5	240887 TRW Ø 38 - Halter
			→	☐; 08/08→; +PR 1KE		24.3414-1709.5	240834 TRW Ø 41 - Halter
			→	☐; 08/08→; +PR 1KE		24.3414-1710.5	240835 TRW Ø 41 - Halter
2.0 R	206	05/14→	←	☐; 08/14→; +PR 1LJ,1ZA,1ZD		11.9541-9553.2	220563 ATE Ø 54 - Halter
			←	☐; 08/14→; +PR 1ZE,1ZP		11.9541-9553.2	220563 ATE Ø 54 - Halter
			←	☐; 08/14→; +PR 1ZB		11.9541-9553.2	220563 ATE Ø 54 - Halter
			←	☐; 08/14→; +PR 1LJ,1ZA,1ZD		11.9541-9554.2	220564 ATE Ø 54 - Halter
			←	☐; 08/14→; +PR 1ZB		11.9541-9554.2	220564 ATE Ø 54 - Halter
			←	☐; 08/14→; +PR 1ZE,1ZP		11.9541-9554.2	220564 ATE Ø 54 - Halter
			→	☐; 08/14→; +PR 1KD		24.3384-1755.5	240886 TRW Ø 38 - Halter
			→	☐; 08/14→; +PR 1KD		24.3384-1756.5	240887 TRW Ø 38 - Halter
			→	☐; 08/14→; +PR 1KE		24.3414-1709.5	240834 TRW Ø 41 - Halter
			→	☐; 08/14→; +PR 1KE		24.3414-1710.5	240835 TRW Ø 41 - Halter



	kw			 	! #		
<b>VW - SCIROCCO (137, 138) 05/08→</b>							
<b> Bremssattel</b>							
2.0 R	206	05/14→	➡	☐; 08/14→; +PR 1KE		24.3414-1710.5 240835	TRW Ø 41 - Halter
2.0 TDI	103	08/08→	←	☐; 10/08→; +PR 1ZB		11.9541-9553.2 220563	ATE Ø 54 - Halter
			←	☐; 10/08→; +PR 1ZE,1ZP		11.9541-9553.2 220563	ATE Ø 54 - Halter
			←	☐; 10/08→; +PR 1LJ,1ZA,1ZD		11.9541-9553.2 220563	ATE Ø 54 - Halter
			←	☐; 10/08→; +PR 1LJ,1ZA,1ZD		11.9541-9554.2 220564	ATE Ø 54 - Halter
			←	☐; 10/08→; +PR 1ZB		11.9541-9554.2 220564	ATE Ø 54 - Halter
			←	☐; 10/08→; +PR 1ZE,1ZP		11.9541-9554.2 220564	ATE Ø 54 - Halter
			➡	☐; 10/08→; +PR 1KD		24.3384-1755.5 240886	TRW Ø 38 - Halter
			➡	☐; 10/08→; +PR 1KD		24.3384-1756.5 240887	TRW Ø 38 - Halter
			➡	☐; 10/08→; +PR 1KE		24.3414-1709.5 240834	TRW Ø 41 - Halter
➡	☐; 10/08→; +PR 1KE		24.3414-1710.5 240835	TRW Ø 41 - Halter			
<b>Feder, Bremssattel</b>							
1.4 TSI	90	08/08→	←	09/08→; +PR 1ZE,1ZP	2	11.8116-0351.1 390538	ATE
			←	09/08→; +PR 1ZB	2	11.8116-0351.1 390538	ATE
			←	09/08→; +PR 1LJ,1ZA,1ZD	2	11.8116-0351.1 390538	ATE
1.4 TSI	92	11/13→	←	+PR 1ZB	2	11.8116-0351.1 390538	ATE
1.4 TSI	110	07/15→	←	+PR 1ZE,1ZP	2	11.8116-0351.1 390538	ATE
2.0 R	188	11/09→	←	+PR 1LJ,1ZA,1ZD	2	11.8116-0351.1 390538	ATE
2.0 R	195	11/09→					
2.0 TDI	100	11/10→					
2.0 TDI	110	11/13→					
2.0 TDI	125	05/09→					
2.0 TDI	130	01/13→					
2.0 TDI	135	05/14→					
2.0 TSI	132	11/13→					
2.0 TSI	155	11/09→05/11					
2.0 TSI	162	11/13→					
1.4 TSI	118	05/08→	←	08/08→; +PR 1ZB	2	11.8116-0351.1 390538	ATE
2.0 TSI	147	05/08→11/09	←	08/08→; +PR 1ZE,1ZP	2	11.8116-0351.1 390538	ATE
			←	08/08→; +PR 1LJ,1ZA,1ZD	2	11.8116-0351.1 390538	ATE
2.0 R	206	05/14→	←	08/14→; +PR 1ZE,1ZP	2	11.8116-0351.1 390538	ATE
			←	08/14→; +PR 1LJ,1ZA,1ZD	2	11.8116-0351.1 390538	ATE
			←	08/14→; +PR 1ZB	2	11.8116-0351.1 390538	ATE
2.0 TDI	103	08/08→	←	10/08→; +PR 1ZE,1ZP	2	11.8116-0351.1 390538	ATE
			←	10/08→; +PR 1ZB	2	11.8116-0351.1 390538	ATE
			←	10/08→; +PR 1LJ,1ZA,1ZD	2	11.8116-0351.1 390538	ATE
<b>Führungshülzensatz, Bremssattel</b>							
1.4 TSI	90	08/08→	←	09/08→; +PR 1ZK		11.0101-5407.2 260011	ATE
			←	09/08→; +PR 1ZB		11.0101-5409.2 260035	ATE
			←	09/08→; +PR 1LJ,1ZA,1ZD		11.0101-5409.2 260035	ATE
			←	09/08→; +PR 1ZE,1ZP		11.0101-5409.2 260035	ATE
1.4 TSI	92	11/13→	←	+PR 1ZK		11.0101-5407.2 260011	ATE
1.4 TSI	110	07/15→	←	+PR 1LJ,1ZA,1ZD		11.0101-5409.2 260035	ATE
2.0 R	188	11/09→					
2.0 R	195	11/09→					
2.0 TDI	100	11/10→					
2.0 TDI	110	11/13→					
2.0 TDI	125	05/09→					
2.0 TDI	130	01/13→					
2.0 TDI	135	05/14→					
2.0 TSI	132	11/13→					
2.0 TSI	155	11/09→05/11					
2.0 TSI	162	11/13→					
1.4 TSI	118	05/08→	←	08/08→; +PR 1ZK		11.0101-5407.2 260011	ATE
2.0 TSI	147	05/08→11/09	←	08/08→; +PR 1LJ,1ZA,1ZD		11.0101-5409.2 260035	ATE
			←	08/08→; +PR 1ZB		11.0101-5409.2 260035	ATE
			←	08/08→; +PR 1ZE,1ZP		11.0101-5409.2 260035	ATE
2.0 R	206	05/14→	←	08/14→; +PR 1ZK		11.0101-5407.2 260011	ATE
			←	08/14→; +PR 1LJ,1ZA,1ZD		11.0101-5409.2 260035	ATE
			←	08/14→; +PR 1ZE,1ZP		11.0101-5409.2 260035	ATE
↓							

	kw			 	! #		
<b>VW - SCIROCCO (137, 138) 05/08→</b>							
<b>Führungshülzensatz, Bremssattel</b>							
2.0 R	206	05/14→	←	08/14→; +PR 1ZB		11.0101-5409.2 260035	ATE
2.0 TDI	103	08/08→	←	10/08→; +PR 1ZK		11.0101-5407.2 260011	ATE
			←	10/08→; +PR 1ZE,1ZP		11.0101-5409.2 260035	ATE
			←	10/08→; +PR 1ZB		11.0101-5409.2 260035	ATE
			←	10/08→; +PR 1LJ,1ZA,1ZD		11.0101-5409.2 260035	ATE
<b>Führungsbolzen, Bremssattel</b>							
1.4 TSI	90	08/08→		09/08→; +PR 1ZE,1ZP		11.8171-0008.1 990049	ATE
				09/08→; +PR 1ZB		11.8171-0008.1 990049	ATE
				09/08→; +PR 1LJ,1ZA,1ZD		11.8171-0008.1 990049	ATE
				09/08→; +PR 1ZK		11.8171-0069.1 250152	ATE
1.4 TSI	92	11/13→		+PR 1LJ,1ZA,1ZD		11.8171-0008.1 990049	ATE
1.4 TSI	110	07/15→		+PR 1ZB		11.8171-0008.1 990049	ATE
2.0 R	188	11/09→					
2.0 R	195	11/09→		+PR 1ZE,1ZP		11.8171-0008.1 990049	ATE
2.0 TDI	100	11/10→		+PR 1ZK		11.8171-0069.1 250152	ATE
2.0 TDI	110	11/13→					
2.0 TDI	125	05/09→					
2.0 TDI	130	01/13→					
2.0 TDI	135	05/14→					
2.0 TSI	132	11/13→					
2.0 TSI	155	11/09→05/11					
2.0 TSI	162	11/13→					
1.4 TSI	118	05/08→		08/08→; +PR 1ZE,1ZP		11.8171-0008.1 990049	ATE
2.0 TSI	147	05/08→11/09		08/08→; +PR 1ZB		11.8171-0008.1 990049	ATE
				08/08→; +PR 1LJ,1ZA,1ZD		11.8171-0008.1 990049	ATE
				08/08→; +PR 1ZK		11.8171-0069.1 250152	ATE
2.0 R	206	05/14→		08/14→; +PR 1LJ,1ZA,1ZD		11.8171-0008.1 990049	ATE
				08/14→; +PR 1ZB		11.8171-0008.1 990049	ATE
				08/14→; +PR 1ZE,1ZP		11.8171-0008.1 990049	ATE
				08/14→; +PR 1ZK		11.8171-0069.1 250152	ATE
2.0 TDI	103	08/08→		10/08→; +PR 1LJ,1ZA,1ZD		11.8171-0008.1 990049	ATE
				10/08→; +PR 1ZB		11.8171-0008.1 990049	ATE
				10/08→; +PR 1ZE,1ZP		11.8171-0008.1 990049	ATE
				10/08→; +PR 1ZK		11.8171-0069.1 250152	ATE
<b>Zubehörsatz, Bremssattel</b>							
1.4 TSI	90	08/08→		09/08→; +PR 1KD		24.0101-3803.2 260101	TRW
				09/08→; +PR 1KW		24.0101-3803.2 260101	TRW
			→	09/08→; +PR 1KE		24.0101-3803.2 260101	TRW
1.4 TSI	92	11/13→		+PR 1KD		24.0101-3803.2 260101	TRW
1.4 TSI	110	07/15→		+PR 1KW		24.0101-3803.2 260101	TRW
2.0 R	188	11/09→					
2.0 R	195	11/09→	→	+PR 1KE		24.0101-3803.2 260101	TRW
2.0 TDI	100	11/10→					
2.0 TDI	110	11/13→					
2.0 TDI	125	05/09→					
2.0 TDI	130	01/13→					
2.0 TDI	135	05/14→					
2.0 TSI	132	11/13→					
2.0 TSI	155	11/09→05/11					
2.0 TSI	162	11/13→					
1.4 TSI	118	05/08→		08/08→; +PR 1KD		24.0101-3803.2 260101	TRW
2.0 TSI	147	05/08→11/09		08/08→; +PR 1KW		24.0101-3803.2 260101	TRW
			→	08/08→; +PR 1KE		24.0101-3803.2 260101	TRW
2.0 R	206	05/14→		08/14→; +PR 1KD		24.0101-3803.2 260101	TRW
				08/14→; +PR 1KW		24.0101-3803.2 260101	TRW
			→	08/14→; +PR 1KE		24.0101-3803.2 260101	TRW
2.0 TDI	103	08/08→		10/08→; +PR 1KW		24.0101-3803.2 260101	TRW
				10/08→; +PR 1KD		24.0101-3803.2 260101	TRW
			→	10/08→; +PR 1KE		24.0101-3803.2 260101	TRW
<b>Bremsschlauch</b>							
1.4 TSI	90	08/08→	←	09/08→; +PR G03,G07,G08,G11 / G45	2	24.5143-0564.3 331433	L= 564
			←	09/08→; +PR G04,G09,G33	2	83.7849-0502.3 331125	L= 504
			→	☐; 11/09→; +PR 1KS		83.7847-0254.3 331233	L= 255
↓							

**VW - SCIROCCO (137, 138) 05/08→**









**Bremsschlauch**








1.4 TSI	90	08/08→	➡	☐; 11/09→; +PR 1KS	2	83.7847-0257.3	331234	L= 255			
			➡	11/09→; +PR 1KW	2	83.7849-0243.3	331099	L= 243			
			➡	09/08→ 10/09; +PR 1KD,1KE	2	83.7849-0243.3	331099	L= 243			
1.4 TSI 2.0 TDI 2.0 TSI	92 110 162	11/13→ 11/13→ 11/13→	←	+PR G03,G07,G08,G11 / G45	2	24.5143-0564.3	331433	L= 564			
			←	+PR G04,G09,G033	2	83.7849-0502.3	331125	L= 504			
			➡	☐; +PR 1KS		83.7847-0254.3	331233	L= 255			
			➡	☐; +PR 1KS		83.7847-0257.3	331234	L= 255			
			➡	+PR 1KW	2	83.7849-0243.3	331099	L= 243			
1.4 TSI 2.0 R 2.0 R 2.0 TDI 2.0 TDI 2.0 TDI 2.0 TSI 2.0 TSI	110 188 195 100 130 135 132 155	07/15→ 11/09→ 11/09→ 11/10→ 01/13→ 05/14→ 11/13→ 11/09→05/11	←	+PR G03,G07,G08,G11 / G45	2	24.5143-0564.3	331433	L= 564			
			←	+PR G04,G09,G33	2	83.7849-0502.3	331125	L= 504			
			➡	☐; +PR 1KS		83.7847-0254.3	331233	L= 255			
			➡	☐; +PR 1KS		83.7847-0257.3	331234	L= 255			
			➡	+PR 1KW	2	83.7849-0243.3	331099	L= 243			
			1.4 TSI 2.0 TSI	118 147	05/08→ 05/08→11/09	←	08/08→; +PR G03,G07,G08,G11 / G45	2	24.5143-0564.3	331433	L= 564
						←	08/08→; +PR G04,G09,G33	2	83.7849-0502.3	331125	L= 504
➡	☐; 11/09→; +PR 1KS					83.7847-0254.3	331233	L= 255			
➡	☐; 11/09→; +PR 1KS					83.7847-0257.3	331234	L= 255			
➡	08/08→ 10/09; +PR 1KD,1KE	2				83.7849-0243.3	331099	L= 243			
➡	11/09→; +PR 1KW	2				83.7849-0243.3	331099	L= 243			
2.0 R	206	05/14→	←	08/14→; +PR G03,G07,G08,G11 / G45	2	24.5143-0564.3	331433	L= 564			
			←	08/14→; +PR G04,G09,G33	2	83.7849-0502.3	331125	L= 504			
			➡	☐; 08/14→; +PR 1KS		83.7847-0254.3	331233	L= 255			
			➡	☐; 08/14→; +PR 1KS		83.7847-0257.3	331234	L= 255			
			➡	08/14→; +PR 1KW	2	83.7849-0243.3	331099	L= 243			
2.0 TDI	103	08/08→	←	10/08→; +PR G03,G07,G08,G11 / G45	2	24.5143-0564.3	331433	L= 564			
			←	10/08→; +PR G04,G09,G33	2	83.7849-0502.3	331125	L= 504			
			➡	☐; 11/09→; +PR 1KS		83.7847-0254.3	331233	L= 255			
			➡	☐; 11/09→; +PR 1KS		83.7847-0257.3	331234	L= 255			
			➡	10/08→ 10/09; +PR 1KD,1KE	2	83.7849-0243.3	331099	L= 243			
			➡	11/09→; +PR 1KW	2	83.7849-0243.3	331099	L= 243			
2.0 TDI	125	05/09→	←	+PR G03,G07,G08,G11 / G45	2	24.5143-0564.3	331433	L= 564			
			←	+PR G04,G09,G33	2	83.7849-0502.3	331125	L= 504			
			➡	☐; 11/09→; +PR 1KS		83.7847-0254.3	331233	L= 255			
			➡	☐; 11/09→; +PR 1KS		83.7847-0257.3	331234	L= 255			
			➡	11/09→; +PR 1KW	2	83.7849-0243.3	331099	L= 243			
			➡	→ 10/09; +PR 1KD,1KE	2	83.7849-0243.3	331099	L= 243			

**VW - SHARAN (7M8, 7M9, 7M6) 05/95→03/10**

**Bremssattel**

1.8 T 20V	110	09/97→03/10	←	☐; 7M-2-000001→		11.9571-9819.2	220469	ATE Ø 57 - Halter
			←	☐; 7M-2-000001→		11.9571-9820.2	220470	ATE Ø 57 - Halter
			➡	☐; → 7M-1-070000		24.3384-1707.5	240171	TRW Ø 38 - Halter
			➡	☐; → 7M-1-070000		24.3384-1708.5	240172	TRW Ø 38 - Halter
			➡	☐; 7M-2-000001→		24.3384-1715.5	240265	TRW Ø 38 - Halter
			➡	☐; 7M-2-000001→		24.3384-1716.5	240266	TRW Ø 38 - Halter
1.9 TDI 2.0 2.0 16V 2.0 LPG	66 85 110 85	09/95→03/10 09/95→03/10 09/95→02/00 04/06→03/10	←	☐; 7M-2-000001→		11.9571-9811.2	220485	ATE Ø 57 - Halter
			←	☐; 7M-2-000001→		11.9571-9812.2	220486	ATE Ø 57 - Halter
			➡	☐		24.3384-1707.5	240171	TRW Ø 38 - Halter
			➡	☐		24.3384-1708.5	240172	TRW Ø 38 - Halter
1.9 TDI 2.8 VR6 2.8 VR6 Syncro	81 128 128	09/96→04/00 09/95→04/00 11/96→04/00	➡	☐		24.3384-1707.5	240171	TRW Ø 38 - Halter
			➡	☐		24.3384-1708.5	240172	TRW Ø 38 - Halter
			←	☐; 7M-2-000001→		11.9571-9811.2	220485	ATE Ø 57 - Halter
1.9 TDI	85	04/00→03/10	←	☐; 7M-2-000001→		11.9571-9812.2	220486	ATE Ø 57 - Halter

	kW			 	! #			
<b>VW - SHARAN (7M8, 7M9, 7M6) 05/95→03/10</b>								
<b> Bremssattel</b>								
1.9 TDI	85	04/00→03/10	→	☐; 05/00→		24.3384-1707.5	240171	TRW Ø 38 - Halter
			→	☐; 05/00→		24.3384-1708.5	240172	TRW Ø 38 - Halter
1.9 TDI 2.0 TDI 2.0 TDI	96 100	11/02→03/10	←	☐		11.9571-9811.2	220485	ATE Ø 57 - Halter
			←	☐		11.9571-9812.2	220486	ATE Ø 57 - Halter
	103	11/05→03/10	→	☐		24.3384-1707.5	240171	TRW Ø 38 - Halter
			→	☐		24.3384-1708.5	240172	TRW Ø 38 - Halter
1.9 TDI 2.8 V6 24V 2.8 V6 24V 4motion	110 150	06/05→03/10	←	☐		11.9571-9819.2	220469	ATE Ø 57 - Halter
			←	☐		11.9571-9820.2	220470	ATE Ø 57 - Halter
	150	04/00→03/10	→	☐		24.3384-1715.5	240265	TRW Ø 38 - Halter
			→	☐		24.3384-1716.5	240266	TRW Ø 38 - Halter
1.9 TDI 4motion	85	04/00→03/10	←	☐; 05/00→		11.9571-9819.2	220469	ATE Ø 57 - Halter
			←	☐; 05/00→		11.9571-9820.2	220470	ATE Ø 57 - Halter
			→	☐; 05/00→		24.3384-1715.5	240265	TRW Ø 38 - Halter
			→	☐; 05/00→		24.3384-1716.5	240266	TRW Ø 38 - Halter
<b>Feder, Bremssattel</b>								
1.8 T 20V	110	09/97→03/10		→ 7M-1-070000	2	11.8116-0143.1	390513	ATE
				7M-2-000001→	2	11.8116-0272.1	390598	ATE
1.9 TDI 2.0 2.0 16V 2.0 LPG	66 85	09/95→03/10		→ 7M-1-070000	2	11.8116-0143.1	390513	ATE
			←	7M-2-000001→	2	11.8116-0326.1	390471	ATE
	110 85	09/95→02/00 04/06→03/10						
1.9 TDI 2.8 VR6 2.8 VR6 Syncro	81 128 128	09/96→04/00 09/95→04/00 11/96→04/00		→ 7M-1-070000	2	11.8116-0143.1	390513	ATE
1.9 TDI	85	04/00→03/10		05/00→; → 7M-1-070000	2	11.8116-0143.1	390513	ATE
			←	7M-2-000001→	2	11.8116-0326.1	390471	ATE
1.9 TDI 2.0 TDI 2.0 TDI	96 100 103	11/02→03/10 11/05→03/10 11/05→03/10	←		2	11.8116-0326.1	390471	ATE
1.9 TDI 2.8 V6 24V 2.8 V6 24V 4motion	110 150 150	06/05→03/10 04/00→03/10 04/00→03/10			2	11.8116-0272.1	390598	ATE
1.9 TDI 4motion	85	04/00→03/10		05/00→	2	11.8116-0272.1	390598	ATE
<b>Führungshülzensatz, Bremssattel</b>								
1.8 T 20V	110	09/97→03/10	←	→ 7M-1-070000		11.0101-5409.2	260035	ATE
			←	7M-2-000001→		11.0101-5705.2	260096	ATE
			→	→ 7M-1-070000		11.0101-5403.2	260010	TRW
1.9 TDI 2.0 2.0 16V 2.0 LPG	66 85	09/95→03/10	←	→ 7M-1-070000		11.0101-5409.2	260035	ATE
			←	7M-2-000001→		11.0101-5706.2	260097	ATE
	110 85	09/95→02/00 04/06→03/10	→			11.0101-5403.2	260010	TRW
1.9 TDI 2.8 VR6 2.8 VR6 Syncro	81 128 128	09/96→04/00 09/95→04/00 11/96→04/00	←	→ 7M-1-070000		11.0101-5409.2	260035	ATE
			→			11.0101-5403.2	260010	TRW
1.9 TDI	85	04/00→03/10	←	05/00→; → 7M-1-070000		11.0101-5409.2	260035	ATE
			←	7M-2-000001→		11.0101-5706.2	260097	ATE
			→	05/00→		11.0101-5403.2	260010	TRW
1.9 TDI 2.0 TDI 2.0 TDI	96 100 103	11/02→03/10 11/05→03/10 11/05→03/10	←			11.0101-5706.2	260097	ATE
			→			11.0101-5403.2	260010	TRW
1.9 TDI 2.8 V6 24V 2.8 V6 24V 4motion	110 150 150	06/05→03/10 04/00→03/10 04/00→03/10	←			11.0101-5705.2	260096	ATE
1.9 TDI 4motion	85	04/00→03/10	←	05/00→		11.0101-5705.2	260096	ATE
<b>Führungsbolzen, Bremssattel</b>								
1.8 T 20V	110	09/97→03/10	←	→ 7M-1-070000		11.8171-0008.1	990049	ATE
			←	7M-2-000001→		11.8171-0067.1	250153	ATE
1.9 TDI 2.0 2.0 16V 2.0 LPG	66 85	09/95→03/10		7M-2-000001→		11.8171-0067.1	250153	ATE
			←	→ 7M-1-070000		11.8171-0008.1	990049	ATE
	110 85	09/95→02/00 04/06→03/10						
1.9 TDI	81	09/96→04/00	←	→ 7M-1-070000		11.8171-0008.1	990049	ATE
↓								

	kw			 	! #		
<b>VW - SHARAN (7M8, 7M9, 7M6) 05/95→03/10</b>							
<b>Führungsbolzen, Bremsattel</b>							
2.8 VR6	128	09/95→04/00	←	→ 7M-1-070000		11.8171-0008.1 990049	ATE
2.8 VR6 Syncro	128	11/96→04/00					
1.9 TDI	85	04/00→03/10		7M-2-000001→		11.8171-0067.1 250153	ATE
			←	05/00→; → 7M-1-070000		11.8171-0008.1 990049	ATE
1.9 TDI	96	11/02→03/10				11.8171-0067.1 250153	ATE
2.0 TDI	100	11/05→03/10					
2.0 TDI	103	11/05→03/10					
1.9 TDI	110	06/05→03/10	←			11.8171-0067.1 250153	ATE
2.8 V6 24V	150	04/00→03/10					
2.8 V6 24V 4motion	150	04/00→03/10					
1.9 TDI 4motion	85	04/00→03/10	←	05/00→		11.8171-0067.1 250153	ATE
<b>Dichtungssatz, Bremsattel</b>							
1.8 T 20V	110	09/97→03/10	←	→ 7M-1-070000		11.0441-5704.2 250034	ATE
1.9 TDI	81	09/96→04/00					
2.8 VR6	128	09/95→04/00					
2.8 VR6 Syncro	128	11/96→04/00					
1.9 TDI	66	09/95→03/10	←	→ 7M-1-070000		11.0441-5704.2 250034	ATE
2.0	85	09/95→03/10					
2.0 16V	110	09/95→02/00	←	7M-2-000001→		11.0441-5704.2 250034	ATE
2.0 LPG	85	04/06→03/10					
1.9 TDI	85	04/00→03/10	←	05/00→; → 7M-1-070000		11.0441-5704.2 250034	ATE
			←	7M-2-000001→		11.0441-5704.2 250034	ATE
1.9 TDI	96	11/02→03/10	←			11.0441-5704.2 250034	ATE
2.0 TDI	100	11/05→03/10					
2.0 TDI	103	11/05→03/10					
<b>Bremsschlauch</b>							
1.8 T 20V	110	09/97→03/10	←	→ 7M-1-070000	2	24.5166-0454.3 331306	L= 454
1.9 TDI	66	09/95→03/10	←				
2.0	85	09/95→03/10	←	7M-1-070001→	2	24.5205-0461.3 331431	L= 461
2.0 16V	110	09/95→02/00	→		2	24.5225-0370.3 331379	L= 373
2.0 LPG	85	04/06→03/10	→				
			→	am Bremsattel	2	83.6113-0140.3 330482	L= 140
1.9 TDI	81	09/96→04/00	←		2	24.5166-0454.3 331306	L= 454
2.8 VR6	128	09/95→04/00	→		2	24.5225-0370.3 331379	L= 373
2.8 VR6 Syncro	128	11/96→04/00	→		2	83.6113-0140.3 330482	L= 140
			→	am Bremsattel	2	83.6113-0140.3 330482	L= 140
1.9 TDI	85	04/00→03/10	←	05/00→; → 7M-1-070000; Frontantrieb	2	24.5166-0454.3 331306	L= 454
			←	05/00→	2	24.5205-0461.3 331431	L= 461
			→	05/00→	2	24.5225-0370.3 331379	L= 373
			→	am Bremsattel; 05/00→	2	83.6113-0140.3 330482	L= 140
1.9 TDI	96	11/02→03/10	←		2	24.5205-0461.3 331431	L= 461
1.9 TDI	110	06/05→03/10	→				
2.0 TDI	100	11/05→03/10	→		2	24.5225-0370.3 331379	L= 373
2.0 TDI	103	11/05→03/10	→				
			→	am Bremsattel	2	83.6113-0140.3 330482	L= 140
2.8 V6 24V	150	04/00→03/10					
2.8 V6 24V 4motion	150	04/00→03/10					
1.9 TDI 4motion	85	04/00→03/10	←	7M-1-070001→	2	24.5205-0461.3 331431	L= 461
			→	05/00→	2	24.5225-0370.3 331379	L= 373
			→	am Bremsattel; 05/00→	2	83.6113-0140.3 330482	L= 140
<b>VW - SHARAN (7N1, 7N2) 05/10→</b>							
<b>Bremssattel</b>							
1.4 TSI	110	05/10→	←	☐; 07/10→; +PR 1LJ		11.9571-9759.2 220847	ATE Ø 57 - Halter
2.0 TDI	100	05/10→	←	☐; 07/10→; +PR 1LJ		11.9571-9760.2 220848	ATE Ø 57 - Halter
2.0 TDI	103	05/10→	→	☐; 07/10→		24.6241-1709.7 221021	TRW Ø 41 + EMot / - Halter + FSB
			→	☐; 07/10→		24.6241-1710.7 221022	TRW Ø 41 + EMot / - Halter + FSB
1.8 TSI	118	11/11→	←	☐; 05/12→; +PR 1LJ		11.9571-9759.2 220847	ATE Ø 57 - Halter
			←	☐; 05/12→; +PR 1LJ		11.9571-9760.2 220848	ATE Ø 57 - Halter
			→	☐; 05/12→		24.6241-1709.7 221021	TRW Ø 41 + EMot / - Halter + FSB
			→	☐; 05/12→		24.6241-1710.7 221022	TRW Ø 41 + EMot / - Halter + FSB
2.0 TDI	85	05/11→	←	☐; +PR 1LJ		11.9571-9759.2 220847	ATE Ø 57 - Halter
2.0 TDI	125	08/10→	←	☐; +PR 1LJ		11.9571-9760.2 220848	ATE Ø 57 - Halter
2.0 TDI	130	01/13→					
↓							



**VW - SHARAN (7N1, 7N2) 05/10→**

**Bremssattel**

2.0 TDI 4motion 2.0 TSI	103 147	05/11→ 12/10→	➔	☐				24.6241-1709.7	221021	TRW Ø 41 + EMot / - Halter + FSB
				☐				24.6241-1710.7	221022	TRW Ø 41 + EMot / - Halter + FSB

**Feder, Bremssattel**

1.4 TSI 2.0 TDI 2.0 TDI	110 100 103	05/10→ 05/10→ 05/10→		07/10→; +PR 1LJ	2					ATE		
											11.8116-0071.1	390605
											1.8 TSI	118
2.0 TDI 2.0 TDI 2.0 TDI 2.0 TDI 4motion 2.0 TSI	85 125 130 103 147	05/11→ 08/10→ 01/13→ 05/11→ 12/10→		+PR 1LJ	2					ATE		
											11.8116-0071.1	390605

**Führungshülzensatz, Bremssattel**

1.4 TSI 2.0 TDI 2.0 TDI	110 100 103	05/10→ 05/10→ 05/10→	←	07/10→; +PR 1LJ						ATE		
											11.0101-5409.2	260035
											1.8 TSI	118
2.0 TDI 2.0 TDI 2.0 TDI 2.0 TDI 4motion 2.0 TSI	85 125 130 103 147	05/11→ 08/10→ 01/13→ 05/11→ 12/10→	←	+PR 1LJ						ATE		
											11.0101-5409.2	260035

**Führungsbolzen, Bremssattel**

1.4 TSI 2.0 TDI 2.0 TDI	110 100 103	05/10→ 05/10→ 05/10→		07/10→; +PR 1LJ						ATE		
											11.8171-0008.1	990049
											1.8 TSI	118
2.0 TDI 2.0 TDI 2.0 TDI 2.0 TDI 4motion 2.0 TSI	85 125 130 103 147	05/11→ 08/10→ 01/13→ 05/11→ 12/10→		+PR 1LJ						ATE		
											11.8171-0008.1	990049









**Bremsschlauch**

1.4 TSI 2.0 TDI 2.0 TDI	110 100 103	05/10→ 05/10→ 05/10→	➔	07/10→	2					L= 257		
											24.5143-0257.3	331167
											1.8 TSI	118
2.0 TDI 2.0 TDI 2.0 TDI 2.0 TDI 4motion 2.0 TSI	85 125 130 103 147	05/11→ 08/10→ 01/13→ 05/11→ 12/10→	➔		2					L= 257		
											24.5143-0257.3	331167

**VW - TIGUAN (5N\_) 09/07→**

**Bremssattel**

1.4 TSI 1.4 TSI	90 92	08/10→ 05/15→	←	☐						ATE Ø 57 - Halter		
											11.9571-9759.2	220847
1.4 TSI 1.4 TSI	110 110	05/08→ 05/15→	←	☐						ATE Ø 57 - Halter		
											11.9571-9760.2	220848
1.4 TSI 1.4 TSI	110 118	05/15→ 05/11→	➔	☐						TRW Ø 41 + EMot / - Halter + FSB		
											24.6241-1709.7	221021
1.4 TSI 4motion 1.4 TSI 4motion 2.0 TDI 2.0 TDI 2.0 TDI 4motion 2.0 TDI 4motion 2.0 TDI 4motion 2.0 TDI 4motion 2.0 TDI 4motion 2.0 TDI 4motion 2.0 TDI 4motion 2.0 TSI 4motion 2.0 TSI 4motion 2.0 TDI 4motion	110 118 110 81 103 110 100 110 120 130 135 132 155 103	09/07→ 09/07→ 05/11→ 05/10→ 03/08→ 05/15→ 11/07→ 05/15→ 02/08→08/09 11/12→ 05/15→ 05/11→ 05/11→ 09/07→	➔	☐						TRW Ø 41 + EMot / - Halter + FSB		
											24.6241-1710.7	221022
											11.9571-9759.2	220847
											11.9571-9760.2	220848
											24.6241-1709.7	221021
											24.6241-1710.7	221022
											11.9571-9759.2	220847
											11.9571-9760.2	220848
											24.6241-1709.7	221021
											24.6241-1710.7	221022
											11.9571-9759.2	220847
											11.9571-9760.2	220848
											24.6241-1709.7	221021
											24.6241-1710.7	221022

	kw			 	! #			
<b>VW - TIGUAN (5N_) 09/07→</b>								
<b> Bremssattel</b>								
2.0 TDI 4motion	125	09/07→	←	☐; 01/08→		11.9571-9760.2	220848	ATE Ø 57 - Halter
			→	☐; 01/08→		24.6241-1709.7	221021	TRW Ø 41 + EMot / - Halter + FSB
			→	☐; 01/08→		24.6241-1710.7	221022	TRW Ø 41 + EMot / - Halter + FSB
2.0 TFSI 4motion 2.0 TFSI 4motion	125 147	09/07→ 09/07→	←	☐; 02/08→		11.9571-9759.2	220847	ATE Ø 57 - Halter
			←	☐; 02/08→		11.9571-9760.2	220848	ATE Ø 57 - Halter
			→	☐; 02/08→		24.6241-1709.7	221021	TRW Ø 41 + EMot / - Halter + FSB
			→	☐; 02/08→		24.6241-1710.7	221022	TRW Ø 41 + EMot / - Halter + FSB
<b>Feder, Bremssattel</b>								
1.4 TSI	90	08/10→			2	11.8116-0071.1	390605	ATE
1.4 TSI	92	05/15→						
1.4 TSI	110	05/08→						
1.4 TSI	110	05/15→						
1.4 TSI	118	05/11→						
1.4 TSI 4motion	110	09/07→						
1.4 TSI 4motion	118	05/11→						
2.0 TDI	81	05/10→						
2.0 TDI	103	03/08→						
2.0 TDI	110	05/15→						
2.0 TDI 4motion	100	11/07→						
2.0 TDI 4motion	110	05/15→						
2.0 TDI 4motion	120	02/08→08/09						
2.0 TDI 4motion	130	11/12→						
2.0 TDI 4motion	135	05/15→						
2.0 TSI 4motion	132	05/11→						
2.0 TSI 4motion	155	05/11→						
2.0 TDI 4motion	103	09/07→		11/07→	2	11.8116-0071.1	390605	ATE
2.0 TDI 4motion	125	09/07→		01/08→	2	11.8116-0071.1	390605	ATE
2.0 TFSI 4motion	125	09/07→		02/08→	2	11.8116-0071.1	390605	ATE
2.0 TFSI 4motion	147	09/07→						
<b>Führungshülzensatz, Bremssattel</b>								
1.4 TSI	90	08/10→	←			11.0101-5409.2	260035	ATE
1.4 TSI	92	05/15→						
1.4 TSI	110	05/08→						
1.4 TSI	110	05/15→						
1.4 TSI	118	05/11→						
1.4 TSI 4motion	110	09/07→						
1.4 TSI 4motion	118	05/11→						
2.0 TDI	81	05/10→						
2.0 TDI	103	03/08→						
2.0 TDI	110	05/15→						
2.0 TDI 4motion	100	11/07→						
2.0 TDI 4motion	110	05/15→						
2.0 TDI 4motion	120	02/08→08/09						
2.0 TDI 4motion	130	11/12→						
2.0 TDI 4motion	135	05/15→						
2.0 TSI 4motion	132	05/11→						
2.0 TSI 4motion	155	05/11→						
2.0 TDI 4motion	103	09/07→	←	11/07→		11.0101-5409.2	260035	ATE
2.0 TDI 4motion	125	09/07→	←	01/08→		11.0101-5409.2	260035	ATE
2.0 TFSI 4motion	125	09/07→	←	02/08→		11.0101-5409.2	260035	ATE
2.0 TFSI 4motion	147	09/07→						
<b>Führungsbolzen, Bremssattel</b>								
1.4 TSI	90	08/10→				11.8171-0008.1	990049	ATE
1.4 TSI	92	05/15→						
1.4 TSI	110	05/08→						
1.4 TSI	110	05/15→						
1.4 TSI	118	05/11→						
1.4 TSI 4motion	110	09/07→						
1.4 TSI 4motion	118	05/11→						
2.0 TDI	81	05/10→						
2.0 TDI	103	03/08→						
2.0 TDI	110	05/15→						
2.0 TDI 4motion	100	11/07→						
2.0 TDI 4motion	110	05/15→						
2.0 TDI 4motion	120	02/08→08/09						
2.0 TDI 4motion	130	11/12→						
2.0 TDI 4motion	135	05/15→						
2.0 TSI 4motion	132	05/11→						
2.0 TSI 4motion	155	05/11→						
2.0 TDI 4motion	103	09/07→		11/07→		11.8171-0008.1	990049	ATE
↓								



### VW - TIGUAN (5N\_) 09/07→

#### Führungsbolzen, Bremsattel

2.0 TDI 4motion	125	09/07→		01/08→		11.8171-0008.1	990049	ATE
2.0 TFSI 4motion	125	09/07→		02/08→		11.8171-0008.1	990049	ATE
2.0 TFSI 4motion	147	09/07→						

#### Bremserschlauch

1.4 TSI	90	08/10→	←		2	24.5143-0578.3	331168	L= 578
1.4 TSI	92	05/15→	→		2	24.5143-0257.3	331167	L= 257
1.4 TSI	110	05/08→						
1.4 TSI	110	05/15→						
1.4 TSI	118	05/11→						
1.4 TSI 4motion	110	09/07→						
1.4 TSI 4motion	118	05/11→						
2.0 TDI	81	05/10→						
2.0 TDI	103	03/08→						
2.0 TDI	110	05/15→						
2.0 TDI 4motion	100	11/07→						
2.0 TDI 4motion	110	05/15→						
2.0 TDI 4motion	120	02/08→08/09						
2.0 TDI 4motion	130	11/12→						
2.0 TDI 4motion	135	05/15→						
2.0 TSI 4motion	132	05/11→						
2.0 TSI 4motion	155	05/11→						
2.0 TDI 4motion	103	09/07→	←	11/07→	2	24.5143-0578.3	331168	L= 578
			→	11/07→	2	24.5143-0257.3	331167	L= 257
2.0 TDI 4motion	125	09/07→	←	01/08→	2	24.5143-0578.3	331168	L= 578
			→	01/08→	2	24.5143-0257.3	331167	L= 257
2.0 TFSI 4motion	125	09/07→	←	02/08→	2	24.5143-0578.3	331168	L= 578
2.0 TFSI 4motion	147	09/07→	→	02/08→	2	24.5143-0257.3	331167	L= 257

### VW - TIGUAN (AD1) 01/16→









#### Bremsattel

1.4 TSI	92	01/16→	←	☐; +PR 1LA,1LW		24.3601-1727.5	240786	TRW Ø 60 - Halter
1.4 TSI	110	05/16→	←	☐; +PR 1LA,1LW		24.3601-1728.5	240787	TRW Ø 60 - Halter
1.4 TSI 4motion	110	05/16→	←	☐; +PR 1LA,1LW				
1.6 TDI	85	05/16→						
2.0 TDI	81	08/16→						
2.0 TDI	85	05/16→						
2.0 TDI 4motion	105	06/16→						
2.0 TDI 4motion	130	08/16→						
2.0 TDI 4motion	140	04/16→						
2.0 TDI 4motion	176	05/16→						
2.0 TSI 4motion	162	06/16→						
2.0 TDI	110	01/16→	←	☐; 02/16→; +PR 1LA,1LW		24.3601-1727.5	240786	TRW Ø 60 - Halter
2.0 TDI 4motion	110	01/16→	←	☐; 02/16→; +PR 1LA,1LW		24.3601-1728.5	240787	TRW Ø 60 - Halter
2.0 TSI 4motion	132	01/16→	←	☐; 02/16→; +PR 1LA,1LW				







### VW - TOUAREG (7LA, 7L6, 7L7) 10/02→05/10











#### Bremsattel









2.5 R5 TDI	120	08/03→05/10	←	☐; +PR 1LB; → 03/10		24.3601-9947.5	240597	ATE Ø 60 - Halter
2.5 R5 TDI	128	01/03→05/10	←	☐; +PR 1LB; → 03/10		24.3601-9948.5	240598	ATE Ø 60 - Halter
3.0 TDI	155	04/06→05/10	←	☐; +PR 1LB; → 03/10				
3.0 V6 TDI	165	11/04→05/10	→	☐; +PR 1KE; → 03/10		11.9441-9967.2	220807	ATE Ø 44 - Halter
3.0 V6 TDI	176	11/07→05/10	→	☐; +PR 1KE; → 03/10		11.9441-9968.2	220808	ATE Ø 44 - Halter
3.2 V6	162	10/02→11/06	←	☐; 11/02→; +PR 1LB; → 12/05		24.3601-9947.5	240597	ATE Ø 60 - Halter
			←	☐; 11/02→; +PR 1LB; → 12/05		24.3601-9948.5	240598	ATE Ø 60 - Halter
			→	☐; 11/02→; +PR 1KE; → 12/05		11.9441-9967.2	220807	ATE Ø 44 - Halter
			→	☐; 11/02→; +PR 1KE; → 12/05		11.9441-9968.2	220808	ATE Ø 44 - Halter
3.2 V6	177	11/04→11/06	←	☐; +PR 1LB; → 12/05		24.3601-9947.5	240597	ATE Ø 60 - Halter
			←	☐; +PR 1LB; → 12/05		24.3601-9948.5	240598	ATE Ø 60 - Halter
			→	☐; +PR 1KE; → 12/05		11.9441-9967.2	220807	ATE Ø 44 - Halter
			→	☐; +PR 1KE; → 12/05		11.9441-9968.2	220808	ATE Ø 44 - Halter
3.6 V6 FSI	206	10/05→05/10	←	☐; 01/06→ 03/10; +PR 1LB		24.3601-9947.5	240597	ATE Ø 60 - Halter
			←	☐; 01/06→ 03/10; +PR 1LB		24.3601-9948.5	240598	ATE Ø 60 - Halter
			→	☐; 01/06→ 03/10; +PR 1KE		11.9441-9967.2	220807	ATE Ø 44 - Halter
			→	☐; 01/06→ 03/10; +PR 1KE		11.9441-9968.2	220808	ATE Ø 44 - Halter
4.2 V8	228	12/02→11/06	←	☐; +PR 1LB		24.3601-9947.5	240597	ATE Ø 60 - Halter
			←	☐; +PR 1LB		24.3601-9948.5	240598	ATE Ø 60 - Halter










	kw			 	! #		
<b>VW - TOUAREG (7LA, 7L6, 7L7) 10/02→05/10</b>							
<b> Bremssattel</b>							
4.2 V8	228	12/02→11/06	➡	☐; +PR 1KE		11.9441-9967.2 220807	ATE Ø 44 - Halter
			➡	☐; +PR 1KE		11.9441-9968.2 220808	ATE Ø 44 - Halter
4.2 V8 FSI	257	06/06→05/10	⬅	☐; 12/06→ 03/10; +PR 1LB		24.3601-9947.5 240597	ATE Ø 60 - Halter
			⬅	☐; 12/06→ 03/10; +PR 1LB		24.3601-9948.5 240598	ATE Ø 60 - Halter
			➡	☐; 12/06→ 03/10; +PR 1KE		11.9441-9967.2 220807	ATE Ø 44 - Halter
			➡	☐; 12/06→ 03/10; +PR 1KE		11.9441-9968.2 220808	ATE Ø 44 - Halter
5.0 R50 TDI	257	08/07→05/10	⬅	☐; 01/08→ 03/10; +PR 1LB		24.3601-9947.5 240597	ATE Ø 60 - Halter
			⬅	☐; 01/08→ 03/10; +PR 1LB		24.3601-9948.5 240598	ATE Ø 60 - Halter
			➡	☐; 01/08→ 03/10; +PR 1KE		11.9441-9967.2 220807	ATE Ø 44 - Halter
			➡	☐; 01/08→ 03/10; +PR 1KE		11.9441-9968.2 220808	ATE Ø 44 - Halter
5.0 V10 TDI	230	10/02→05/10	⬅	☐; 11/02→; +PR 1LB; → 03/10		24.3601-9947.5 240597	ATE Ø 60 - Halter
			⬅	☐; 11/02→; +PR 1LB; → 03/10		24.3601-9948.5 240598	ATE Ø 60 - Halter
			➡	☐; 11/02→; +PR 1KE; → 03/10		11.9441-9967.2 220807	ATE Ø 44 - Halter
			➡	☐; 11/02→; +PR 1KE; → 03/10		11.9441-9968.2 220808	ATE Ø 44 - Halter
6.0 W12	331	08/04→05/10	⬅	☐; +PR 1LB; → 11/06		24.3601-9947.5 240597	ATE Ø 60 - Halter
			⬅	☐; +PR 1LB; → 11/06		24.3601-9948.5 240598	ATE Ø 60 - Halter
			➡	☐; +PR 1KE; → 11/06		11.9441-9967.2 220807	ATE Ø 44 - Halter
			➡	☐; +PR 1KE; → 11/06		11.9441-9968.2 220808	ATE Ø 44 - Halter
<b>Feder, Bremssattel</b>							
2.5 R5 TDI	120	08/03→05/10		+PR 1LB; → 03/10	2	11.8116-0237.1 390509	ATE
2.5 R5 TDI	128	01/03→05/10		+PR 1KE; → 03/10	2	11.8116-0310.1 390611	ATE
3.0 TDI	155	04/06→05/10					
3.0 V6 TDI	165	11/04→05/10					
3.0 V6 TDI	176	11/07→05/10					
3.2 V6	162	10/02→11/06		11/02→; +PR 1LB; → 12/05	2	11.8116-0237.1 390509	ATE
				11/02→; +PR 1KE; → 12/05	2	11.8116-0310.1 390611	ATE
3.2 V6	177	11/04→11/06		+PR 1LB; → 12/05	2	11.8116-0237.1 390509	ATE
				+PR 1KE; → 12/05	2	11.8116-0310.1 390611	ATE
3.6 V6 FSI	206	10/05→05/10		01/06→ 03/10; +PR 1LB	2	11.8116-0237.1 390509	ATE
				01/06→ 03/10; +PR 1KE	2	11.8116-0310.1 390611	ATE
4.2 V8	228	12/02→11/06		+PR 1LB	2	11.8116-0237.1 390509	ATE
				+PR 1KE	2	11.8116-0310.1 390611	ATE
4.2 V8 FSI	257	06/06→05/10		12/06→ 03/10; +PR 1LB	2	11.8116-0237.1 390509	ATE
				12/06→ 03/10; +PR 1KE	2	11.8116-0310.1 390611	ATE
5.0 R50 TDI	257	08/07→05/10		01/08→ 03/10; +PR 1LB	2	11.8116-0237.1 390509	ATE
				01/08→ 03/10; +PR 1KE	2	11.8116-0310.1 390611	ATE
5.0 V10 TDI	230	10/02→05/10		11/02→; +PR 1LB; → 03/10	2	11.8116-0237.1 390509	ATE
				11/02→; +PR 1KE; → 03/10	2	11.8116-0310.1 390611	ATE
6.0 W12	331	08/04→05/10		+PR 1LB; → 11/06	2	11.8116-0237.1 390509	ATE
				+PR 1KE; → 11/06	2	11.8116-0310.1 390611	ATE
<b>Führungshülzensatz, Bremssattel</b>							
2.5 R5 TDI	120	08/03→05/10	⬅	+PR 1LB; → 03/10		11.0101-5706.2 260097	ATE
2.5 R5 TDI	128	01/03→05/10	➡	+PR 1KE; → 03/10		11.0101-5409.2 260035	ATE
3.0 TDI	155	04/06→05/10					
3.0 V6 TDI	165	11/04→05/10					
3.0 V6 TDI	176	11/07→05/10					
3.2 V6	162	10/02→11/06	⬅	11/02→; +PR 1LB; → 12/05		11.0101-5706.2 260097	ATE
			➡	11/02→; +PR 1KE; → 12/05		11.0101-5409.2 260035	ATE
3.2 V6	177	11/04→11/06	⬅	+PR 1LB; → 12/05		11.0101-5706.2 260097	ATE
			➡	+PR 1KE; → 12/05		11.0101-5409.2 260035	ATE
3.6 V6 FSI	206	10/05→05/10	⬅	01/06→ 03/10; +PR 1LB		11.0101-5706.2 260097	ATE
			➡	01/06→ 03/10; +PR 1KE		11.0101-5409.2 260035	ATE
4.2 V8	228	12/02→11/06	⬅	+PR 1LB		11.0101-5706.2 260097	ATE
			➡	+PR 1KE		11.0101-5409.2 260035	ATE
4.2 V8 FSI	257	06/06→05/10	⬅	12/06→ 03/10; +PR 1LB		11.0101-5706.2 260097	ATE
			➡	12/06→ 03/10; +PR 1KE		11.0101-5409.2 260035	ATE
5.0 R50 TDI	257	08/07→05/10	⬅	01/08→ 03/10; +PR 1LB		11.0101-5706.2 260097	ATE
↓							



	kw			 	! #		
<b>VW - TOUAREG (7LA, 7L6, 7L7) 10/02→05/10</b>							
<b>Führungshülzensatz, Bremsattel</b>							
5.0 R50 TDI	257	08/07→05/10	➡	01/08→ 03/10; +PR 1KE		11.0101-5409.2 260035	ATE
5.0 V10 TDI	230	10/02→05/10	⬅	11/02→; +PR 1LB; → 03/10		11.0101-5706.2 260097	ATE
			➡	11/02→; +PR 1KE; → 03/10		11.0101-5409.2 260035	ATE
6.0 W12	331	08/04→05/10	⬅	+PR 1LB; → 11/06		11.0101-5706.2 260097	ATE
			➡	+PR 1KE; → 11/06		11.0101-5409.2 260035	ATE
<b>Führungsbolzen, Bremsattel</b>							
2.5 R5 TDI	120	08/03→05/10		+PR 1KE; → 03/10		11.8171-0008.1 990049	ATE
2.5 R5 TDI	128	01/03→05/10		+PR 1LB; → 03/10		11.8171-0067.1 250153	ATE
3.0 TDI	155	04/06→05/10					
3.0 V6 TDI	165	11/04→05/10					
3.0 V6 TDI	176	11/07→05/10					
3.2 V6	162	10/02→11/06		11/02→; +PR 1KE; → 12/05		11.8171-0008.1 990049	ATE
				11/02→; +PR 1LB; → 12/05		11.8171-0067.1 250153	ATE
3.2 V6	177	11/04→11/06		+PR 1KE; → 12/05		11.8171-0008.1 990049	ATE
				+PR 1LB; → 12/05		11.8171-0067.1 250153	ATE
3.6 V6 FSI	206	10/05→05/10		01/06→ 03/10; +PR 1KE		11.8171-0008.1 990049	ATE
				01/06→ 03/10; +PR 1LB		11.8171-0067.1 250153	ATE
4.2 V8	228	12/02→11/06		+PR 1KE		11.8171-0008.1 990049	ATE
				+PR 1LB		11.8171-0067.1 250153	ATE
4.2 V8 FSI	257	06/06→05/10		12/06→ 03/10; +PR 1KE		11.8171-0008.1 990049	ATE
				12/06→ 03/10; +PR 1LB		11.8171-0067.1 250153	ATE
5.0 R50 TDI	257	08/07→05/10		01/08→ 03/10; +PR 1KE		11.8171-0008.1 990049	ATE
				01/08→ 03/10; +PR 1LB		11.8171-0067.1 250153	ATE
5.0 V10 TDI	230	10/02→05/10		11/02→; +PR 1KE; → 03/10		11.8171-0008.1 990049	ATE
				11/02→; +PR 1LB; → 03/10		11.8171-0067.1 250153	ATE
6.0 W12	331	08/04→05/10		+PR 1KE; → 11/06		11.8171-0008.1 990049	ATE
				+PR 1LB; → 11/06		11.8171-0067.1 250153	ATE
<b>Dichtungssatz, Bremsattel</b>							
2.5 R5 TDI	120	08/03→05/10	⬅	+PR 1LB; → 03/10		11.0441-6008.2 250038	ATE für Kolben-Ø [mm]: 60
2.5 R5 TDI	128	01/03→05/10					
3.0 TDI	155	04/06→05/10					
3.0 V6 TDI	165	11/04→05/10					
3.0 V6 TDI	176	11/07→05/10					
3.2 V6	162	10/02→11/06	⬅	11/02→; +PR 1LB; → 12/05		11.0441-6008.2 250038	ATE für Kolben-Ø [mm]: 60
3.2 V6	177	11/04→11/06	⬅	+PR 1LB; → 12/05		11.0441-6008.2 250038	ATE für Kolben-Ø [mm]: 60
3.6 V6 FSI	206	10/05→05/10	⬅	01/06→ 03/10; +PR 1LB		11.0441-6008.2 250038	ATE für Kolben-Ø [mm]: 60
4.2 V8	228	12/02→11/06	⬅	+PR 1LB		11.0441-6008.2 250038	ATE für Kolben-Ø [mm]: 60
4.2 V8 FSI	257	06/06→05/10	⬅	12/06→ 03/10; +PR 1LB		11.0441-6008.2 250038	ATE für Kolben-Ø [mm]: 60
5.0 R50 TDI	257	08/07→05/10	⬅	01/08→ 03/10; +PR 1LB		11.0441-6008.2 250038	ATE für Kolben-Ø [mm]: 60
5.0 V10 TDI	230	10/02→05/10	⬅	11/02→; +PR 1LB; → 03/10		11.0441-6008.2 250038	ATE für Kolben-Ø [mm]: 60
6.0 W12	331	08/04→05/10	⬅	+PR 1LB; → 11/06		11.0441-6008.2 250038	ATE für Kolben-Ø [mm]: 60
<b>Bremsschlauch</b>							
2.5 R5 TDI	120	08/03→05/10	⬅	+PR 1LC;1LF;1LE; → 03/10	2	24.5237-0515.3 331463	L= 515
2.5 R5 TDI	128	01/03→05/10	⬅	+PR 1LB; → 03/10	2	83.6169-0685.3 330984	L= 685
3.0 TDI	155	04/06→05/10	⬅	+PR 1LT;1LU; → 03/10	2	83.7769-0713.3 331097	L= 713
3.0 V6 TDI	165	11/04→05/10	⬅	+PR 1KE; → 03/10	2	83.6238-0408.3 330895	L= 408
			➡	+PR 1KF;1KQ;2ED; → 03/10	2	83.7812-0400.3 331214	L= 400
3.2 V6	162	10/02→11/06	⬅	11/02→; +PR 1LC;1LF;1LE; → 12/05	2	24.5237-0515.3 331463	L= 515
			⬅	11/02→; +PR 1LB; → 12/05	2	83.6169-0685.3 330984	L= 685
			➡	11/02→; +PR 1KE; → 12/05	2	83.6238-0408.3 330895	L= 408
			➡	11/02→; +PR 1KF;1KQ;2ED; → 12/05	2	83.7812-0400.3 331214	L= 400
3.2 V6	177	11/04→11/06	⬅	+PR 1LC;1LF;1LE; → 12/05	2	24.5237-0515.3 331463	L= 515
			⬅	+PR 1LB; → 12/05	2	83.6169-0685.3 330984	L= 685
			➡	+PR 1KE; → 12/05	2	83.6238-0408.3 330895	L= 408
			➡	+PR 1KF;1KQ;2ED; → 12/05	2	83.7812-0400.3 331214	L= 400
3.6 V6 FSI	206	10/05→05/10	⬅	01/06→ 03/10; +PR 1LC;1LF;1LE	2	24.5237-0515.3 331463	L= 515
			⬅	01/06→ 03/10; +PR 1LB	2	83.6169-0685.3 330984	L= 685

	kw			 	! #			
<b>VW - TOUAREG (7LA, 7L6, 7L7) 10/02→05/10</b>								
 <b>Bremsschlauch</b>								
3.6 V6 FSI	206	10/05→05/10	←	01/06→03/10; +PR 1LT;1LU	2	83.7769-0713.3	331097	L= 713
			→	01/06→03/10; +PR 1KE	2	83.6238-0408.3	330895	L= 408
			→	01/06→03/10; +PR 1KF;1KQ;2ED	2	83.7812-0400.3	331214	L= 400
4.2 V8	228	12/02→11/06	←	+PR 1LC;1LF;1LE	2	24.5237-0515.3	331463	L= 515
			←	+PR 1LB	2	83.6169-0685.3	330984	L= 685
			→	+PR 1KE	2	83.6238-0408.3	330895	L= 408
			→	+PR 1KF;1KQ;2ED	2	83.7812-0400.3	331214	L= 400
4.2 V8 FSI	257	06/06→05/10	←	12/06→03/10; +PR 1LC;1LF;1LE	2	24.5237-0515.3	331463	L= 515
			←	12/06→03/10; +PR 1LB	2	83.6169-0685.3	330984	L= 685
			←	12/06→03/10; +PR 1LT;1LU	2	83.7769-0713.3	331097	L= 713
			→	12/06→03/10; +PR 1KE	2	83.6238-0408.3	330895	L= 408
			→	12/06→03/10; +PR 1KF;1KQ;2ED	2	83.7812-0400.3	331214	L= 400
5.0 R50 TDI	257	08/07→05/10	←	01/08→03/10; +PR 1LC;1LF;1LE	2	24.5237-0515.3	331463	L= 515
			←	01/08→03/10; +PR 1LB	2	83.6169-0685.3	330984	L= 685
			←	01/08→03/10; +PR 1LT;1LU	2	83.7769-0713.3	331097	L= 713
			→	01/08→03/10; +PR 1KE	2	83.6238-0408.3	330895	L= 408
			→	01/08→03/10; +PR 1KF;1KQ;2ED	2	83.7812-0400.3	331214	L= 400
5.0 V10 TDI	230	10/02→05/10	←	11/02→; +PR 1LC;1LF;1LE; → 03/10	2	24.5237-0515.3	331463	L= 515
			←	11/02→; +PR 1LB; → 03/10	2	83.6169-0685.3	330984	L= 685
			←	11/02→; +PR 1LT;1LU; → 03/10	2	83.7769-0713.3	331097	L= 713
			→	11/02→; +PR 1KE; → 03/10	2	83.6238-0408.3	330895	L= 408
			→	11/02→; +PR 1KF;1KQ;2ED; → 03/10	2	83.7812-0400.3	331214	L= 400
6.0 W12	331	08/04→05/10	←	+PR 1LC;1LF;1LE; → 11/06	2	24.5237-0515.3	331463	L= 515
			←	+PR 1LB; → 11/06	2	83.6169-0685.3	330984	L= 685
			→	+PR 1KE; → 11/06	2	83.6238-0408.3	330895	L= 408
			→	+PR 1KF;1KQ;2ED; → 11/06	2	83.7812-0400.3	331214	L= 400
<b>VW - TOUAREG (7P5) 01/10→</b>								
 <b>Bremsschlauch</b>								
3.0 V6 TDI 3.0 V6 TDI 4.2 V8 TDI	150 176 250	01/10→ 01/10→ 01/10→	←	04/10→; +PR 1LC,1LE	2	24.5237-0515.3	331463	L= 515
			←	04/10→; +PR 1LG,1LJ,1LW	2	83.7812-0400.3	331214	L= 400
			→	04/10→	2	83.7812-0400.3	331214	L= 400
3.0 V6 TDI 3.0 V6 TDI 3.0 V6 TSI 3.0 V6 TSI Hybrid 3.6 V6 FSI 3.6 V6 FSI 4.2 V8 FSI	165 180 213 245 183 206 265	06/10→ 05/11→ 08/10→ 04/10→ 08/10→ 04/10→ 01/11→	←	+PR 1LC,1LE	2	24.5237-0515.3	331463	L= 515
			←	+PR 1LG,1LJ,1LW	2	83.7812-0400.3	331214	L= 400
			→		2	83.7812-0400.3	331214	L= 400
			←	+PR 1LC,1LE	2	24.5237-0515.3	331463	L= 515
			←	+PR 1LJ,1LW	2	83.7812-0400.3	331214	L= 400
			→		2	83.7812-0400.3	331214	L= 400
3.0 V6 TDI	193	09/14→	←	+PR 1LC,1LE	2	24.5237-0515.3	331463	L= 515
			←	+PR 1LJ,1LW	2	83.7812-0400.3	331214	L= 400
			→		2	83.7812-0400.3	331214	L= 400
<b>VW - TOURAN (1T1, 1T2) 02/03→05/10</b>								
 <b>Bremssattel</b>								
1.4 FSI	125	11/06→05/10	←	☐; +PR 1ZE;1ZP		11.9541-9553.2	220563	ATE Ø 54 - Halter
1.6	75	07/03→05/10	←	☐; +PR 1LJ,1ZA,1ZD		11.9541-9553.2	220563	ATE Ø 54 - Halter
1.6 FSI	85	02/03→01/07	←	☐; +PR 1LJ,1ZA,1ZD		11.9541-9554.2	220564	ATE Ø 54 - Halter
1.9 TDI	66	11/04→05/10	←	☐; +PR 1LJ,1ZA,1ZD		11.9541-9554.2	220564	ATE Ø 54 - Halter
1.9 TDI	74	02/03→05/04	←	☐; +PR 1ZE;1ZP		11.9541-9554.2	220564	ATE Ø 54 - Halter
1.9 TDI	77	08/03→05/10	←	☐; +PR 1ZE;1ZP		11.9541-9554.2	220564	ATE Ø 54 - Halter
2.0 EcoFuel	80	02/06→05/09	→	☐; +PR 1KE,1KF,1KJ		24.3414-1709.5	240834	TRW Ø 41 - Halter
2.0 FSI	110	10/03→01/07	→	☐; +PR 1KE,1KF,1KJ		24.3414-1710.5	240835	TRW Ø 41 - Halter
2.0 TDI	103	12/05→05/10	→	☐; +PR 1KE,1KF,1KJ		24.3414-1710.5	240835	TRW Ø 41 - Halter
2.0 TDI 16V	103	08/03→05/10	→	☐; +PR 1KE,1KF,1KJ		24.3414-1710.5	240835	TRW Ø 41 - Halter
1.4 TSI	103	02/06→05/10	←	☐; 09/06→; +PR 1ZE;1ZP		11.9541-9553.2	220563	ATE Ø 54 - Halter
			←	☐; 09/06→; +PR 1LJ,1ZA,1ZD		11.9541-9553.2	220563	ATE Ø 54 - Halter
			←	☐; 09/06→; +PR 1LJ,1ZA,1ZD		11.9541-9554.2	220564	ATE Ø 54 - Halter
			←	☐; 09/06→; +PR 1ZE;1ZP		11.9541-9554.2	220564	ATE Ø 54 - Halter
↓								

	kw			 	! #		
<b>VW - TOURAN (1T1, 1T2) 02/03→05/10</b>							
<b> Bremssattel</b>							
1.4 TSI	103	02/06→05/10	➔	☐; 09/06→; +PR 1KE,1KF,1KJ	24.3414-1709.5	240834	TRW Ø 41 - Halter
			➔	☐; 09/06→; +PR 1KE,1KF,1KJ	24.3414-1710.5	240835	TRW Ø 41 - Halter
1.4 TSI EcoFuel 2.0 FSI	110 85	05/09→05/10 10/04→05/10	➔	☐; +PR 1LJ,1ZA,1ZD	11.9541-9553.2	220563	ATE Ø 54 - Halter
			➔	☐; +PR 1ZE,1ZP	11.9541-9553.2	220563	ATE Ø 54 - Halter
			➔	☐; +PR 1ZE,1ZP	11.9541-9554.2	220564	ATE Ø 54 - Halter
			➔	☐; +PR 1LJ,1ZA,1ZD	11.9541-9554.2	220564	ATE Ø 54 - Halter
			➔	☐; +PR 1KE,1KF,1KJ	24.3414-1709.5	240834	TRW Ø 41 - Halter
			➔	☐; +PR 1KE,1KF,1KJ	24.3414-1710.5	240835	TRW Ø 41 - Halter
2.0 TDI	100	02/03→05/10	➔	☐; 08/03→; +PR 1LJ,1ZA,1ZD	11.9541-9553.2	220563	ATE Ø 54 - Halter
			➔	☐; 08/03→; +PR 1ZE,1ZP	11.9541-9553.2	220563	ATE Ø 54 - Halter
			➔	☐; 08/03→; +PR 1LJ,1ZA,1ZD	11.9541-9554.2	220564	ATE Ø 54 - Halter
			➔	☐; 08/03→; +PR 1ZE,1ZP	11.9541-9554.2	220564	ATE Ø 54 - Halter
			➔	☐; 08/03→; +PR 1KE,1KF,1KJ	24.3414-1709.5	240834	TRW Ø 41 - Halter
			➔	☐; 08/03→; +PR 1KE,1KF,1KJ	24.3414-1710.5	240835	TRW Ø 41 - Halter
2.0 TDI	125	12/05→05/10	➔	☐; 02/06→; +PR 1LJ,1ZA,1ZD	11.9541-9553.2	220563	ATE Ø 54 - Halter
			➔	☐; 02/06→; +PR 1ZE,1ZP	11.9541-9553.2	220563	ATE Ø 54 - Halter
			➔	☐; 02/06→; +PR 1ZE,1ZP	11.9541-9554.2	220564	ATE Ø 54 - Halter
			➔	☐; 02/06→; +PR 1LJ,1ZA,1ZD	11.9541-9554.2	220564	ATE Ø 54 - Halter
			➔	☐; 02/06→; +PR 1KE,1KF,1KJ	24.3414-1709.5	240834	TRW Ø 41 - Halter
			➔	☐; 02/06→; +PR 1KE,1KF,1KJ	24.3414-1710.5	240835	TRW Ø 41 - Halter
<b>Feder, Bremssattel</b>							
1.4 FSI	125	11/06→05/10	➔	+PR 1LJ,1ZA,1ZD	2	11.8116-0351.1 390538	ATE
1.6	75	07/03→05/10	➔	+PR 1ZE,1ZP	2	11.8116-0351.1 390538	ATE
1.6 FSI	85	02/03→01/07	➔				
1.9 TDI	66	11/04→05/10					
1.9 TDI	74	02/03→05/04					
1.9 TDI	77	08/03→05/10					
2.0 EcoFuel	80	02/06→05/09					
2.0 FSI	110	10/03→01/07					
2.0 TDI	103	12/05→05/10					
2.0 TDI 16V	103	08/03→05/10					
1.4 TSI	103	02/06→05/10	➔	09/06→; +PR 1LJ,1ZA,1ZD	2	11.8116-0351.1 390538	ATE
			➔	09/06→; +PR 1ZE,1ZP	2	11.8116-0351.1 390538	ATE
1.4 TSI EcoFuel 2.0 FSI	110 85	05/09→05/10 10/04→05/10	➔	+PR 1ZE,1ZP	2	11.8116-0351.1 390538	ATE
			➔	+PR 1LJ,1ZA,1ZD	2	11.8116-0351.1 390538	ATE
2.0 TDI	100	02/03→05/10	➔	08/03→; +PR 1ZE,1ZP	2	11.8116-0351.1 390538	ATE
			➔	08/03→; +PR 1LJ,1ZA,1ZD	2	11.8116-0351.1 390538	ATE
2.0 TDI	125	12/05→05/10	➔	02/06→; +PR 1ZE,1ZP	2	11.8116-0351.1 390538	ATE
			➔	02/06→; +PR 1LJ,1ZA,1ZD	2	11.8116-0351.1 390538	ATE
<b>Führungshülzensatz, Bremssattel</b>							
1.4 FSI	125	11/06→05/10	➔	+PR 1ZE,1ZP		11.0101-5407.2 260011	ATE
1.6	75	07/03→05/10	➔	+PR 1LJ,1ZA,1ZD		11.0101-5407.2 260011	ATE
1.6 FSI	85	02/03→01/07	➔				
1.9 TDI	66	11/04→05/10					
1.9 TDI	74	02/03→05/04					
1.9 TDI	77	08/03→05/10					
2.0 EcoFuel	80	02/06→05/09					
2.0 FSI	110	10/03→01/07					
2.0 TDI	103	12/05→05/10					
2.0 TDI 16V	103	08/03→05/10					
1.4 TSI	103	02/06→05/10	➔	09/06→; +PR 1LJ,1ZA,1ZD		11.0101-5407.2 260011	ATE
			➔	09/06→; +PR 1ZE,1ZP		11.0101-5407.2 260011	ATE
1.4 TSI EcoFuel 2.0 FSI	110 85	05/09→05/10 10/04→05/10	➔	+PR 1ZE,1ZP		11.0101-5407.2 260011	ATE
			➔	+PR 1LJ,1ZA,1ZD		11.0101-5407.2 260011	ATE
2.0 TDI	100	02/03→05/10	➔	08/03→; +PR 1ZE,1ZP		11.0101-5407.2 260011	ATE
			➔	08/03→; +PR 1LJ,1ZA,1ZD		11.0101-5407.2 260011	ATE
2.0 TDI	125	12/05→05/10	➔	02/06→; +PR 1ZE,1ZP		11.0101-5407.2 260011	ATE
			➔	02/06→; +PR 1LJ,1ZA,1ZD		11.0101-5407.2 260011	ATE
↓							

	kw			 	! #		
<b>VW - TOURAN (1T1, 1T2) 02/03→05/10</b>							
<b>Führungsbolzen, Bremsattel</b>							
1.4 FSI	125	11/06→05/10		+PR 1ZE;1ZP		11.8171-0008.1 990049	ATE
1.6	75	07/03→05/10					
1.6 FSI	85	02/03→01/07		+PR 1LJ,1ZA,1ZD		11.8171-0008.1 990049	ATE
1.9 TDI	66	11/04→05/10					
1.9 TDI	74	02/03→05/04					
1.9 TDI	77	08/03→05/10					
2.0 EcoFuel	80	02/06→05/09					
2.0 FSI	110	10/03→01/07					
2.0 TDI	103	12/05→05/10					
2.0 TDI 16V	103	08/03→05/10					
1.4 TSI	103	02/06→05/10		09/06→; +PR 1LJ,1ZA,1ZD		11.8171-0008.1 990049	ATE
				09/06→; +PR 1ZE;1ZP		11.8171-0008.1 990049	ATE
1.4 TSI EcoFuel	110	05/09→05/10		+PR 1LJ,1ZA,1ZD		11.8171-0008.1 990049	ATE
2.0 FSI	85	10/04→05/10		+PR 1ZE,1ZP		11.8171-0008.1 990049	ATE
2.0 TDI	100	02/03→05/10		08/03→; +PR 1LJ,1ZA,1ZD		11.8171-0008.1 990049	ATE
				08/03→; +PR 1ZE;1ZP		11.8171-0008.1 990049	ATE
2.0 TDI	125	12/05→05/10		02/06→; +PR 1LJ,1ZA,1ZD		11.8171-0008.1 990049	ATE
				02/06→; +PR 1ZE;1ZP		11.8171-0008.1 990049	ATE
<b> Bremsschlauch</b>							
1.4 FSI	125	11/06→05/10	←		2	24.5143-0564.3 331433	L= 564
1.4 TSI EcoFuel	110	05/09→05/10	→	☐; 11/09→		83.7847-0254.3 331233	L= 255
			→	☐; 11/09→		83.7847-0257.3 331234	L= 255
			→	→ 10/09	2	83.7849-0236.3 330873	L= 233
1.4 TSI	103	02/06→05/10	←	09/06→	2	24.5143-0564.3 331433	L= 564
			→	☐; 11/09→		83.7847-0254.3 331233	L= 255
			→	☐; 11/09→		83.7847-0257.3 331234	L= 255
			→	09/06→ 10/09	2	83.7849-0236.3 330873	L= 233
1.6	75	07/03→05/10	←		2	24.5143-0564.3 331433	L= 564
1.9 TDI	66	11/04→05/10	→	→ 12/05	2	24.5204-0233.3 331430	L= 233
1.9 TDI	77	08/03→05/10	→				
2.0 FSI	85	10/04→05/10	→	☐; 11/09→		83.7847-0254.3 331233	L= 255
2.0 TDI	103	12/05→05/10	→	☐; 11/09→		83.7847-0257.3 331234	L= 255
2.0 TDI 16V	103	08/03→05/10	→	01/06→ 10/09	2	83.7849-0236.3 330873	L= 233
1.6 FSI	85	02/03→01/07	←		2	24.5143-0564.3 331433	L= 564
2.0 FSI	110	10/03→01/07	→	→ 12/05	2	24.5204-0233.3 331430	L= 233
			→	01/06→	2	83.7849-0236.3 330873	L= 233
1.9 TDI	74	02/03→05/04	←		2	24.5143-0564.3 331433	L= 564
			→		2	24.5204-0233.3 331430	L= 233
2.0 EcoFuel	80	02/06→05/09	←		2	24.5143-0564.3 331433	L= 564
			→		2	83.7849-0236.3 330873	L= 233
2.0 TDI	100	02/03→05/10	←	08/03→	2	24.5143-0564.3 331433	L= 564
			→	08/03→ 12/05	2	24.5204-0233.3 331430	L= 233
			→	☐; 11/09→		83.7847-0254.3 331233	L= 255
			→	☐; 11/09→		83.7847-0257.3 331234	L= 255
			→	01/06→ 10/09	2	83.7849-0236.3 330873	L= 233
2.0 TDI	125	12/05→05/10	←	02/06→	2	24.5143-0564.3 331433	L= 564
			→	☐; 11/09→		83.7847-0254.3 331233	L= 255
			→	☐; 11/09→		83.7847-0257.3 331234	L= 255
			→	02/06→ 10/09	2	83.7849-0236.3 330873	L= 233
<b>VW - TOURAN (1T3) 05/10→05/15</b>							
<b> Bremssattel</b>							
1.2 TSI	77	05/10→05/15	←	☐; +PR 1LJ,1ZA,1ZD		11.9541-9553.2 220563	ATE Ø 54 - Halter
1.4 TSI EcoFuel	110	05/10→05/15	←	☐; +PR 1ZE,1ZP		11.9541-9553.2 220563	ATE Ø 54 - Halter
1.6 TDI	66	05/10→05/15	←	☐; +PR 1ZE,1ZP		11.9541-9554.2 220564	ATE Ø 54 - Halter
1.6 TDI	77	05/10→05/15	←	☐; +PR 1LJ,1ZA,1ZD		11.9541-9554.2 220564	ATE Ø 54 - Halter
			→	☐; +PR 1KE,1KF,1KJ		24.3414-1709.5 240834	TRW Ø 41 - Halter
			→	☐; +PR 1KE,1KF,1KJ		24.3414-1710.5 240835	TRW Ø 41 - Halter
↓							

### VW - TOURAN (1T3) 05/10→05/15

#### **Bremssattel**

1.4 TSI	103	05/10→05/15	←	☐; +PR 1ZE;1ZP		11.9541-9553.2	220563	ATE Ø 54 - Halter
1.4 TSI	125	05/10→05/15	←	☐; +PR 1LJ,1ZA,1ZD		11.9541-9553.2	220563	ATE Ø 54 - Halter
2.0 TDI	81	11/10→05/15	←	☐; +PR 1ZE;1ZP		11.9541-9554.2	220564	ATE Ø 54 - Halter
2.0 TDI	103	05/10→05/15	←	☐; +PR 1ZE;1ZP		11.9541-9554.2	220564	ATE Ø 54 - Halter
2.0 TDI	125	05/10→01/13	←	☐; +PR 1LJ,1ZA,1ZD		11.9541-9554.2	220564	ATE Ø 54 - Halter
			→	☐; +PR 1KE,1KF,1KJ		24.3414-1709.5	240834	TRW Ø 41 - Halter
			→	☐; +PR 1KE,1KF,1KJ		24.3414-1710.5	240835	TRW Ø 41 - Halter
2.0 TDI	130	01/13→05/15	←	☐; +PR 1LJ,1ZA,1ZD		11.9541-9553.2	220563	ATE Ø 54 - Halter
			←	☐; +PR 1ZE,1ZP		11.9541-9553.2	220563	ATE Ø 54 - Halter
			←	☐; +PR 1ZE,1ZP		11.9541-9554.2	220564	ATE Ø 54 - Halter
			←	☐; +PR 1LJ,1ZA,1ZD		11.9541-9554.2	220564	ATE Ø 54 - Halter

#### **Feder, Bremssattel**

1.2 TSI	77	05/10→05/15	←	+PR 1ZE,1ZP	2	11.8116-0351.1	390538	ATE
1.4 TSI EcoFuel	110	05/10→05/15	←	+PR 1LJ,1ZA,1ZD	2	11.8116-0351.1	390538	ATE
1.6 TDI	66	05/10→05/15	←	+PR 1LJ,1ZA,1ZD	2	11.8116-0351.1	390538	ATE
1.6 TDI	77	05/10→05/15						
2.0 TDI	130	01/13→05/15						
1.4 TSI	103	05/10→05/15	←	+PR 1LJ,1ZA,1ZD	2	11.8116-0351.1	390538	ATE
1.4 TSI	125	05/10→05/15	←	+PR 1ZE,1ZP	2	11.8116-0351.1	390538	ATE
2.0 TDI	81	11/10→05/15	←	+PR 1ZE,1ZP	2	11.8116-0351.1	390538	ATE
2.0 TDI	103	05/10→05/15						
2.0 TDI	125	05/10→01/13						

#### **Führungshülzensatz, Bremssattel**

1.2 TSI	77	05/10→05/15	←	+PR 1ZE,1ZP		11.0101-5407.2	260011	ATE
1.4 TSI EcoFuel	110	05/10→05/15	←	+PR 1LJ,1ZA,1ZD		11.0101-5407.2	260011	ATE
1.6 TDI	66	05/10→05/15	←	+PR 1LJ,1ZA,1ZD		11.0101-5407.2	260011	ATE
1.6 TDI	77	05/10→05/15						
2.0 TDI	130	01/13→05/15						
1.4 TSI	103	05/10→05/15	←	+PR 1ZE,1ZP		11.0101-5407.2	260011	ATE
1.4 TSI	125	05/10→05/15	←	+PR 1LJ,1ZA,1ZD		11.0101-5407.2	260011	ATE
2.0 TDI	81	11/10→05/15	←	+PR 1LJ,1ZA,1ZD		11.0101-5407.2	260011	ATE
2.0 TDI	103	05/10→05/15						
2.0 TDI	125	05/10→01/13						

#### **Führungsbolzen, Bremssattel**

1.2 TSI	77	05/10→05/15		+PR 1LJ,1ZA,1ZD		11.8171-0008.1	990049	ATE
1.4 TSI EcoFuel	110	05/10→05/15		+PR 1ZE,1ZP		11.8171-0008.1	990049	ATE
1.6 TDI	66	05/10→05/15						
1.6 TDI	77	05/10→05/15						
2.0 TDI	130	01/13→05/15						
1.4 TSI	103	05/10→05/15		+PR 1ZE,1ZP		11.8171-0008.1	990049	ATE
1.4 TSI	125	05/10→05/15		+PR 1LJ,1ZA,1ZD		11.8171-0008.1	990049	ATE
2.0 TDI	81	11/10→05/15						
2.0 TDI	103	05/10→05/15						
2.0 TDI	125	05/10→01/13						

#### **Bremsschlauch**








1.2 TSI	77	05/10→05/15	←		2	24.5143-0564.3	331433	L= 564
1.4 TSI	103	05/10→05/15	→	☐		83.7847-0254.3	331233	L= 255
1.4 TSI	125	05/10→05/15	→	☐		83.7847-0257.3	331234	L= 255
1.4 TSI EcoFuel	110	05/10→05/15	→	☐				
1.6 TDI	66	05/10→05/15						
1.6 TDI	77	05/10→05/15						
2.0 TDI	81	11/10→05/15						
2.0 TDI	103	05/10→05/15						
2.0 TDI	125	05/10→01/13						
2.0 TDI	130	01/13→05/15						

### VW - TRANSPORTER T4 Bus (70XB, 70XC, 7DB, 7DW, 7DK) 09/90→04/03








#### **Bremssattel**

1.9 D	44	09/90→12/95	←	☐; 70-1-000955→; +PR 1LB		11.9571-9819.2	220469	ATE Ø 57 - Halter
1.9 D	45	09/90→12/95	←	☐; 70-1-000955→; +PR 1LB		11.9571-9820.2	220470	ATE Ø 57 - Halter
			←	☐; +PR 1LE		24.3541-1775.7	220529	TRW Ø 54 - Halter
			←	☐; +PR 1LE		24.3541-1776.7	220530	TRW Ø 54 - Halter
			→	☐; 70-V-120001→		24.3384-1715.5	240265	TRW Ø 38 - Halter
			→	☐; 70-V-120001→		24.3384-1716.5	240266	TRW Ø 38 - Halter
			→	☐; 70-T-200000→ 70-V-120000		24.3384-1717.5	240267	TRW Ø 38 - Halter
			→	☐; 70-T-200000→ 70-V-120000		24.3384-1718.5	240268	TRW Ø 38 - Halter








↓								
---	--	--	--	--	--	--	--	--

	kw			 	! #		
<b>VW - TRANSPORTER T4 Bus (70XB, 70XC, 7DB, 7DW, 7DK) 09/90→04/03</b>							
<b>Bremssattel</b>							
1.9 TD	50	10/92→04/03	←	☐; 05/97→; → 70-1-000954; +PR 1LB	2	11.9571-9811.2 220485	ATE Ø 57 - Halter
2.0	62	09/90→04/03	←	☐; 05/97→; → 70-1-000954; +PR 1LB	2	11.9571-9812.2 220486	ATE Ø 57 - Halter
2.4 D	57	09/90→04/98	←	☐; 05/97→; → 70-1-000954; +PR 1LB	2	11.9571-9812.2 220486	ATE Ø 57 - Halter
2.5	81	11/90→04/03	←	☐; 70-1-000955→; +PR 1LB	2	11.9571-9819.2 220469	ATE Ø 57 - Halter
2.5	85	08/96→04/03	←	☐; 70-1-000955→; +PR 1LB	2	11.9571-9820.2 220470	ATE Ø 57 - Halter
2.5 TDI	75	09/95→04/03	←	☐; 70-1-000955→; +PR 1LB	2	11.9571-9820.2 220470	ATE Ø 57 - Halter
2.8 VR 6	103	11/95→04/00	←	☐; +PR 1LE	2	24.3541-1775.7 220529	TRW Ø 54 - Halter
			←	☐; +PR 1LE	2	24.3541-1776.7 220530	TRW Ø 54 - Halter
			→	☐; 70-V-120001→	2	24.3384-1715.5 240265	TRW Ø 38 - Halter
			→	☐; 70-V-120001→	2	24.3384-1716.5 240266	TRW Ø 38 - Halter
			→	☐; 70-T-200000→ 70-V-120000	2	24.3384-1717.5 240267	TRW Ø 38 - Halter
			→	☐; 70-T-200000→ 70-V-120000	2	24.3384-1718.5 240268	TRW Ø 38 - Halter
2.4 D	55	08/97→04/03	←	☐; → 70-1-000954; +PR 1LB	2	11.9571-9811.2 220485	ATE Ø 57 - Halter
2.5 TDI	65	05/98→04/03	←	☐; → 70-1-000954; +PR 1LB	2	11.9571-9812.2 220486	ATE Ø 57 - Halter
2.5 TDI	111	05/98→04/03	←	☐; 70-1-000955→; +PR 1LB	2	11.9571-9819.2 220469	ATE Ø 57 - Halter
2.8 VR6	150	04/00→04/03	←	☐; 70-1-000955→; +PR 1LB	2	11.9571-9820.2 220470	ATE Ø 57 - Halter
			←	☐; +PR 1LE	2	24.3541-1775.7 220529	TRW Ø 54 - Halter
			←	☐; +PR 1LE	2	24.3541-1776.7 220530	TRW Ø 54 - Halter
			→	☐; 70-V-120001→	2	24.3384-1715.5 240265	TRW Ø 38 - Halter
			→	☐; 70-V-120001→	2	24.3384-1716.5 240266	TRW Ø 38 - Halter
			→	☐; 70-T-200000→ 70-V-120000	2	24.3384-1717.5 240267	TRW Ø 38 - Halter
			→	☐; 70-T-200000→ 70-V-120000	2	24.3384-1718.5 240268	TRW Ø 38 - Halter
2.4 D Syncro	57	10/92→09/98	←	☐; 07/95→; +PR 1LB	2	11.9571-9819.2 220469	ATE Ø 57 - Halter
			←	☐; 07/95→; +PR 1LB	2	11.9571-9820.2 220470	ATE Ø 57 - Halter
			←	☐; 11/92→; +PR 1LE	2	24.3541-1775.7 220529	TRW Ø 54 - Halter
			←	☐; 11/92→; +PR 1LE	2	24.3541-1776.7 220530	TRW Ø 54 - Halter
			→	☐; 05/96→	2	24.3384-1715.5 240265	TRW Ø 38 - Halter
			→	☐; 05/96→	2	24.3384-1716.5 240266	TRW Ø 38 - Halter
2.5 Syncro	81	11/92→04/03	←	☐; 07/95→; +PR 1LB	2	11.9571-9819.2 220469	ATE Ø 57 - Halter
			←	☐; 07/95→; +PR 1LB	2	11.9571-9820.2 220470	ATE Ø 57 - Halter
			←	☐; +PR 1LE	2	24.3541-1775.7 220529	TRW Ø 54 - Halter
			←	☐; +PR 1LE	2	24.3541-1776.7 220530	TRW Ø 54 - Halter
			→	☐; 05/96→	2	24.3384-1715.5 240265	TRW Ø 38 - Halter
			→	☐; 05/96→	2	24.3384-1716.5 240266	TRW Ø 38 - Halter
2.5 Syncro	85	07/96→04/03	←	☐; +PR 1LB	2	11.9571-9819.2 220469	ATE Ø 57 - Halter
			←	☐; +PR 1LB	2	11.9571-9820.2 220470	ATE Ø 57 - Halter
			←	☐; +PR 1LE	2	24.3541-1775.7 220529	TRW Ø 54 - Halter
			←	☐; +PR 1LE	2	24.3541-1776.7 220530	TRW Ø 54 - Halter
			→	☐	2	24.3384-1715.5 240265	TRW Ø 38 - Halter
			→	☐	2	24.3384-1716.5 240266	TRW Ø 38 - Halter
2.5 TDI Syncro	75	01/96→04/03	←	☐; +PR 1LB	2	11.9571-9819.2 220469	ATE Ø 57 - Halter
			←	☐; +PR 1LB	2	11.9571-9820.2 220470	ATE Ø 57 - Halter
			←	☐; +PR 1LE	2	24.3541-1775.7 220529	TRW Ø 54 - Halter
			←	☐; +PR 1LE	2	24.3541-1776.7 220530	TRW Ø 54 - Halter
			→	☐; 05/96→	2	24.3384-1715.5 240265	TRW Ø 38 - Halter
			→	☐; 05/96→	2	24.3384-1716.5 240266	TRW Ø 38 - Halter
<b>Feder, Bremssattel</b>							
1.9 D	44	09/90→12/95		70-1-000955→; +PR 1LB	2	11.8116-0272.1 390598	ATE
1.9 D	45	09/90→12/95		70-1-000955→; +PR 1LB	2	11.8116-0272.1 390598	ATE
1.9 TD	50	10/92→04/03		70-1-000955→; +PR 1LB	2	11.8116-0272.1 390598	ATE
2.0	62	09/90→04/03	←	05/96→; +PR 1LU	2	11.8116-0237.1 390509	ATE
2.4 D	57	09/90→04/98					
2.5	81	11/90→04/03					
2.5 TDI	75	09/95→04/03					
2.4 D	55	08/97→04/03		70-1-000955→; +PR 1LB	2	11.8116-0272.1 390598	ATE
2.5	85	08/96→04/03					
2.5 TDI	65	05/98→04/03	←	+PR 1LU	2	11.8116-0237.1 390509	ATE
2.5 TDI	111	05/98→04/03					
↓							












	kw			 	! #		
<b>VW - TRANSPORTER T4 Bus (70XB, 70XC, 7DB, 7DW, 7DK) 09/90→04/03</b>							
<b>Feder, Bremssattel</b>							
2.8 VR6	150	04/00→04/03		70-1-000955→; +PR 1LB	2	11.8116-0272.1 390598	ATE
2.8 VR 6	103	11/95→04/00	←	+PR 1LU	2	11.8116-0237.1 390509	ATE
2.4 D Syncro	57	10/92→09/98		07/95→; +PR 1LB	2	11.8116-0272.1 390598	ATE
2.5 Syncro	81	11/92→04/03	←	07/95→; +PR 1LU	2	11.8116-0237.1 390509	ATE
2.5 Syncro	85	07/96→04/03		+PR 1LB	2	11.8116-0272.1 390598	ATE
2.5 TDI Syncro	75	01/96→04/03	←	+PR 1LU	2	11.8116-0237.1 390509	ATE
<b>Führungshülzensatz, Bremssattel</b>							
1.9 D	44	09/90→12/95	←	+PR 1LA;1LP		11.0101-5403.2 260010	TRW
1.9 D	45	09/90→12/95	←	70-1-000955→; +PR 1LB		11.0101-5705.2 260096	ATE
1.9 TD	50	10/92→04/03	←	+PR 1LA;1LP		11.0101-5403.2 260010	TRW
2.0	62	09/90→04/03	←	05/96→; +PR 1LU		11.0101-5409.2 260035	ATE
2.4 D	57	09/90→04/98	←	05/97→; → 70-1-000954; +PR 1LB		11.0101-5704.2 260095	ATE
2.5	81	11/90→04/03	←	70-1-000955→; +PR 1LB		11.0101-5705.2 260096	ATE
2.5 TDI	75	09/95→04/03	←	+PR 1LA;1LP		11.0101-5403.2 260010	TRW
2.5 TDI	65	05/98→04/03	←	+PR 1LU		11.0101-5409.2 260035	ATE
2.5 TDI	111	05/98→04/03	←	→ 70-1-000954; +PR 1LB		11.0101-5704.2 260095	ATE
2.8 VR6	150	04/00→04/03	←	70-1-000955→; +PR 1LB		11.0101-5705.2 260096	ATE
2.4 D Syncro	57	10/92→09/98	←	11/92→; +PR 1LA;1LP		11.0101-5403.2 260010	TRW
			←	07/95→; +PR 1LU		11.0101-5409.2 260035	ATE
			←	07/95→; +PR 1LB		11.0101-5705.2 260096	ATE
2.5	85	08/96→04/03	←	+PR 1LA;1LP		11.0101-5403.2 260010	TRW
2.8 VR 6	103	11/95→04/00	←	+PR 1LU		11.0101-5409.2 260035	ATE
			←	05/97→; → 70-1-000954; +PR 1LB		11.0101-5704.2 260095	ATE
			←	70-1-000955→; +PR 1LB		11.0101-5705.2 260096	ATE
2.5 Syncro	81	11/92→04/03	←	+PR 1LA;1LP		11.0101-5403.2 260010	TRW
			←	07/95→; +PR 1LU		11.0101-5409.2 260035	ATE
			←	07/95→; +PR 1LB		11.0101-5705.2 260096	ATE
2.5 Syncro	85	07/96→04/03	←	+PR 1LA;1LP		11.0101-5403.2 260010	TRW
2.5 TDI Syncro	75	01/96→04/03	←	+PR 1LU		11.0101-5409.2 260035	ATE
			←	+PR 1LB		11.0101-5705.2 260096	ATE
<b>Führungsbolzen, Bremssattel</b>							
1.9 D	44	09/90→12/95		70-1-000955→; +PR 1LB		11.8171-0067.1 250153	ATE
1.9 D	45	09/90→12/95					
1.9 TD	50	10/92→04/03		70-1-000955→; +PR 1LB		11.8171-0067.1 250153	ATE
2.0	62	09/90→04/03	←	05/97→; → 70-1-000954; +PR 1LB		11.8171-0008.1 990049	ATE
2.4 D	57	09/90→04/98	←	05/96→; +PR 1LU		11.8171-0008.1 990049	ATE
2.5	81	11/90→04/03	←				
2.5 TDI	75	09/95→04/03		70-1-000955→; +PR 1LB		11.8171-0067.1 250153	ATE
2.4 D	55	08/97→04/03		→ 70-1-000954; +PR 1LB		11.8171-0008.1 990049	ATE
2.5 TDI	65	05/98→04/03	←	+PR 1LU		11.8171-0008.1 990049	ATE
2.5 TDI	111	05/98→04/03	←				
2.8 VR6	150	04/00→04/03	←				
2.4 D Syncro	57	10/92→09/98		07/95→; +PR 1LB		11.8171-0067.1 250153	ATE
2.5 Syncro	81	11/92→04/03	←	07/95→; +PR 1LU		11.8171-0008.1 990049	ATE
2.5	85	08/96→04/03		70-1-000955→; +PR 1LB		11.8171-0067.1 250153	ATE
2.8 VR 6	103	11/95→04/00	←	05/97→; → 70-1-000954; +PR 1LB		11.8171-0008.1 990049	ATE
			←	+PR 1LU		11.8171-0008.1 990049	ATE
2.5 Syncro	85	07/96→04/03		+PR 1LB		11.8171-0067.1 250153	ATE
2.5 TDI Syncro	75	01/96→04/03	←	+PR 1LU		11.8171-0008.1 990049	ATE
<b>Dichtungssatz, Bremssattel</b>							
1.9 TD	50	10/92→04/03	←	05/97→; → 70-1-000954; +PR 1LB		11.0441-5704.2 250034	ATE
2.0	62	09/90→04/03	←				
2.4 D	57	09/90→04/98	←	05/96→; +PR 1LU		11.0441-5704.2 250034	ATE
2.5	81	11/90→04/03					
2.5 TDI	75	09/95→04/03					
2.4 D	55	08/97→04/03	←	→ 70-1-000954; +PR 1LB		11.0441-5704.2 250034	ATE
2.5 TDI	65	05/98→04/03	←	+PR 1LU		11.0441-5704.2 250034	ATE
2.5 TDI	111	05/98→04/03	←				
2.8 VR6	150	04/00→04/03					
↓							

















	kw			 	! #		
<b>VW - TRANSPORTER T4 Bus (70XB, 70XC, 7DB, 7DW, 7DK) 09/90→04/03</b>							
<b>Bremsschlauch</b>							
2.4 D	55	08/97→04/03	➔	am Bremssattel; 70-T-200000→; passend für Felgengröße [Zoll]: 16	2	24.5113-0170.3 331361	L= 170
2.5 TDI	65	05/98→04/03	➔	am Bremssattel; 70-T-200000→; nicht für Felgengröße [Zoll]: 16	2	24.5170-0161.3 331308	L= 161
2.5 TDI	111	05/98→04/03	➔	→ 70-T-199999	2	24.5201-0164.3 331414	L= 164
			➔	70-T-200000→; für Fahrzeuge ohne Schlechtwegeausführung	2	24.5201-0164.3 331414	L= 164
			➔	70-T-200000→; für Fahrzeuge mit Schlechtwegeausführung	2	24.5225-0160.3 331366 83.6204-0158.3 330773	L= 160 L= 155
2.4 D	57	09/90→04/98	➔	→ 07/95	2	24.5237-0334.3 331443	L= 334
			➔	08/95→ 04/97	2	24.5237-0345.3 331367	L= 345
			➔	05/97→; → 70-X-250000; - WK	2	24.5237-0345.3 331367	L= 345
			➔	☐; 05/97→; + WK		83.6255-0340.3 330745	L= 340
			➔	☐; 05/97→; + WK		83.6255-0353.3 330481	L= 350
			➔	am Bremssattel; 70-T-200000→; passend für Felgengröße [Zoll]: 16	2	24.5113-0170.3 331361	L= 170
			➔	am Bremssattel; 70-T-200000→; nicht für Felgengröße [Zoll]: 16	2	24.5170-0161.3 331308	L= 161
			➔	70-T-200000→; für Fahrzeuge ohne Schlechtwegeausführung	2	24.5201-0164.3 331414	L= 164
			➔	→ 70-T-199999	2	24.5201-0164.3 331414	L= 164
			➔	70-T-200000→; für Fahrzeuge mit Schlechtwegeausführung	2	24.5225-0160.3 331366 83.6204-0158.3 330773	L= 160 L= 155
2.4 D Syncro	57	10/92→09/98	➔	11/92→ 07/95	2	24.5237-0334.3 331443	L= 334
			➔	08/95→ 04/97	2	24.5237-0345.3 331367	L= 345
			➔	05/97→; → 70-X-250000; - WK	2	24.5237-0345.3 331367	L= 345
			➔	☐; 05/97→; + WK		83.6255-0340.3 330745	L= 340
			➔	☐; 05/97→; + WK		83.6255-0353.3 330481	L= 350
			➔	am Bremssattel; 70-T-200000→; passend für Felgengröße [Zoll]: 16	2	24.5113-0170.3 331361	L= 170
			➔	am Bremssattel; 70-T-200000→; nicht für Felgengröße [Zoll]: 16	2	24.5170-0161.3 331308	L= 161
			➔	11/92→; → 70-T-199999	2	24.5201-0164.3 331414	L= 164
			➔	70-T-200000→; für Fahrzeuge ohne Schlechtwegeausführung	2	24.5201-0164.3 331414	L= 164
			➔	70-T-200000→; für Fahrzeuge mit Schlechtwegeausführung	2	24.5225-0160.3 331366 83.6204-0158.3 330773	L= 160 L= 155
2.5	85	08/96→04/03	➔	☐; 05/99→; +PR 2E2; + WK		24.5237-0345.3 331367	L= 345
2.5 Syncro	85	07/96→04/03	➔	→ 04/97	2	24.5237-0345.3 331367	L= 345
2.5 TDI	75	09/95→04/03	➔	05/97→; → 70-X-250000; - WK	2	24.5237-0345.3 331367	L= 345
2.5 TDI Syncro	75	01/96→04/03	➔	☐; 05/99→; +PR 2E2; + WK		83.6255-0337.3 330744	L= 335
			➔	☐; 05/97→ 04/99; + WK		83.6255-0340.3 330745	L= 340
			➔	☐; 05/99→; +PR 2E3; + WK		83.6255-0340.3 330745	L= 340
			➔	☐; 05/99→; +PR 2E3; + WK		83.6255-0353.3 330481	L= 350
			➔	☐; 05/97→ 04/99; + WK		83.6255-0353.3 330481	L= 350
			➔	am Bremssattel; 70-T-200000→; passend für Felgengröße [Zoll]: 16	2	24.5113-0170.3 331361	L= 170
			➔	am Bremssattel; 70-T-200000→; nicht für Felgengröße [Zoll]: 16	2	24.5170-0161.3 331308	L= 161
			➔	70-T-200000→; für Fahrzeuge ohne Schlechtwegeausführung	2	24.5201-0164.3 331414	L= 164
			➔	→ 70-T-199999	2	24.5201-0164.3 331414	L= 164
			➔	70-T-200000→; für Fahrzeuge mit Schlechtwegeausführung	2	24.5225-0160.3 331366 83.6204-0158.3 330773	L= 160 L= 155
2.8 VR6	150	04/00→04/03	➔	☐; +PR 2E2; + WK		24.5237-0345.3 331367	L= 345
			➔	→ 70-X-250000; - WK	2	24.5237-0345.3 331367	L= 345
			➔	☐; +PR 2E2; + WK		83.6255-0337.3 330744	L= 335










	kw			 	! #					
<b>VW - TRANSPORTER T4 Bus (70XB, 70XC, 7DB, 7DW, 7DK) 09/90→04/03</b>										
 <b>Bremsschlauch</b>										
2.8 VR6	150	04/00→04/03	←	☐; +PR 2E3; + WK		83.6255-0340.3	330745	L= 340		
			←	☐; +PR 2E3; + WK		83.6255-0353.3	330481	L= 350		
			→	am Bremssattel; 70-T-200000→; passend für Felgengröße [Zoll]: 16	2	24.5113-0170.3	331361	L= 170		
			→	am Bremssattel; 70-T-200000→; nicht für Felgengröße [Zoll]: 16	2	24.5170-0161.3	331308	L= 161		
			→	70-T-200000→; für Fahrzeuge ohne Schlechtwegeausführung	2	24.5201-0164.3	331414	L= 164		
			→	70-T-200000→; für Fahrzeuge mit Schlechtwegeausführung	2	24.5225-0160.3 83.6204-0158.3	331366 330773	L= 160 L= 155		
2.8 VR 6	103	11/95→04/00	←	☐; 05/99→; +PR 2E2; + WK		24.5237-0345.3	331367	L= 345		
			←	05/96→ 04/97	2	24.5237-0345.3	331367	L= 345		
			←	05/97→; → 70-X-250000; - WK	2	24.5237-0345.3	331367	L= 345		
			←	☐; 05/99→; +PR 2E2; + WK		83.6255-0337.3	330744	L= 335		
			←	☐; 05/99→; +PR 2E3; + WK		83.6255-0340.3	330745	L= 340		
			←	☐; 05/97→ 04/99; + WK		83.6255-0340.3	330745	L= 340		
			←	☐; 05/99→; +PR 2E3; + WK		83.6255-0353.3	330481	L= 350		
			←	☐; 05/97→ 04/99; + WK		83.6255-0353.3	330481	L= 350		
			→	am Bremssattel; 70-T-200000→; passend für Felgengröße [Zoll]: 16	2	24.5113-0170.3	331361	L= 170		
			→	am Bremssattel; 70-T-200000→; nicht für Felgengröße [Zoll]: 16	2	24.5170-0161.3	331308	L= 161		
			→	70-T-200000→; für Fahrzeuge ohne Schlechtwegeausführung	2	24.5201-0164.3	331414	L= 164		
			→	70-T-200000→; für Fahrzeuge mit Schlechtwegeausführung	2	24.5225-0160.3 83.6204-0158.3	331366 330773	L= 160 L= 155		
			<b>VW - TRANSPORTER T4 Kasten (70XA) 07/90→04/03</b>							
			 <b>Bremssattel</b>							
1.9 D 1.9 D	44 45	09/90→12/95 07/90→12/95	←	☐; 70-1-000955→; +PR 1LB		11.9571-9819.2	220469	ATE Ø 57 - Halter		
			←	☐; 70-1-000955→; +PR 1LB		11.9571-9820.2	220470	ATE Ø 57 - Halter		
			←	☐; +PR 1LE		24.3541-1775.7	220529	TRW Ø 54 - Halter		
			←	☐; +PR 1LE		24.3541-1776.7	220530	TRW Ø 54 - Halter		
			→	☐; 70-V-120001→		24.3384-1715.5	240265	TRW Ø 38 - Halter		
			→	☐; 70-V-120001→		24.3384-1716.5	240266	TRW Ø 38 - Halter		
			→	☐; 70-T-200000→ 70-V-120000		24.3384-1717.5	240267	TRW Ø 38 - Halter		
			→	☐; 70-T-200000→ 70-V-120000		24.3384-1718.5	240268	TRW Ø 38 - Halter		
1.9 TD 2.0 2.4 D 2.5 2.5 2.5 TDI 2.8 VR6	50 62 57 81 85 75 103	10/92→04/03 07/90→04/03 07/90→04/98 11/90→04/03 08/96→04/03 09/95→04/03 05/96→05/00	←	☐; 05/97→; → 70-1-000954; +PR 1LB		11.9571-9811.2	220485	ATE Ø 57 - Halter		
			←	☐; 05/97→; → 70-1-000954; +PR 1LB		11.9571-9812.2	220486	ATE Ø 57 - Halter		
			←	☐; 70-1-000955→; +PR 1LB		11.9571-9819.2	220469	ATE Ø 57 - Halter		
			←	☐; 70-1-000955→; +PR 1LB		11.9571-9820.2	220470	ATE Ø 57 - Halter		
			←	☐; +PR 1LE		24.3541-1775.7	220529	TRW Ø 54 - Halter		
			←	☐; +PR 1LE		24.3541-1776.7	220530	TRW Ø 54 - Halter		
			→	☐; 70-V-120001→		24.3384-1715.5	240265	TRW Ø 38 - Halter		
			→	☐; 70-V-120001→		24.3384-1716.5	240266	TRW Ø 38 - Halter		
			→	☐; 70-T-200000→ 70-V-120000		24.3384-1717.5	240267	TRW Ø 38 - Halter		
			→	☐; 70-T-200000→ 70-V-120000		24.3384-1718.5	240268	TRW Ø 38 - Halter		
2.4 D 2.5 TDI 2.5 TDI 2.8 VR6	55 65 111 150	08/97→04/03 12/98→04/03 09/00→04/03 06/00→04/03	←	☐; → 70-1-000954; +PR 1LB		11.9571-9811.2	220485	ATE Ø 57 - Halter		
			←	☐; → 70-1-000954; +PR 1LB		11.9571-9812.2	220486	ATE Ø 57 - Halter		
			←	☐; 70-1-000955→; +PR 1LB		11.9571-9819.2	220469	ATE Ø 57 - Halter		
			←	☐; 70-1-000955→; +PR 1LB		11.9571-9820.2	220470	ATE Ø 57 - Halter		
			←	☐; +PR 1LE		24.3541-1775.7	220529	TRW Ø 54 - Halter		
			←	☐; +PR 1LE		24.3541-1776.7	220530	TRW Ø 54 - Halter		
			→	☐; 70-V-120001→		24.3384-1715.5	240265	TRW Ø 38 - Halter		
			→	☐; 70-V-120001→		24.3384-1716.5	240266	TRW Ø 38 - Halter		










	kw			 	! #		
<b>VW - TRANSPORTER T4 Kasten (70XA) 07/90→04/03</b>							
<b>Bremssattel</b>							
2.4 D	55	08/97→04/03	➡	☐; 70-T-200000→70-V-120000		24.3384-1717.5 240267	TRW Ø 38 - Halter
2.5 TDI	65	12/98→04/03	➡	☐; 70-T-200000→70-V-120000		24.3384-1718.5 240268	TRW Ø 38 - Halter
2.5 TDI	111	09/00→04/03					
2.8 VR6	150	06/00→04/03					
2.4 D Syncro	57	10/92→09/98	⬅	☐; 07/95→; +PR 1LB		11.9571-9819.2 220469	ATE Ø 57 - Halter
2.5 Syncro	81	10/92→04/03	⬅	☐; 07/95→; +PR 1LB		11.9571-9820.2 220470	ATE Ø 57 - Halter
			⬅	☐; 11/92→; +PR 1LE		24.3541-1775.7 220529	TRW Ø 54 - Halter
			⬅	☐; 11/92→; +PR 1LE		24.3541-1776.7 220530	TRW Ø 54 - Halter
			➡	☐; 05/96→		24.3384-1715.5 240265	TRW Ø 38 - Halter
			➡	☐; 05/96→		24.3384-1716.5 240266	TRW Ø 38 - Halter
2.5 Syncro	85	08/96→04/03	⬅	☐; +PR 1LB		11.9571-9819.2 220469	ATE Ø 57 - Halter
			⬅	☐; +PR 1LB		11.9571-9820.2 220470	ATE Ø 57 - Halter
			⬅	☐; +PR 1LE		24.3541-1775.7 220529	TRW Ø 54 - Halter
			⬅	☐; +PR 1LE		24.3541-1776.7 220530	TRW Ø 54 - Halter
			➡	☐		24.3384-1715.5 240265	TRW Ø 38 - Halter
			➡	☐		24.3384-1716.5 240266	TRW Ø 38 - Halter
2.5 TDI Syncro	75	09/95→04/03	⬅	☐; +PR 1LB		11.9571-9819.2 220469	ATE Ø 57 - Halter
			⬅	☐; +PR 1LB		11.9571-9820.2 220470	ATE Ø 57 - Halter
			⬅	☐; +PR 1LE		24.3541-1775.7 220529	TRW Ø 54 - Halter
			⬅	☐; +PR 1LE		24.3541-1776.7 220530	TRW Ø 54 - Halter
			➡	☐; 05/96→		24.3384-1715.5 240265	TRW Ø 38 - Halter
			➡	☐; 05/96→		24.3384-1716.5 240266	TRW Ø 38 - Halter
<b>Feder, Bremssattel</b>							
1.9 D	44	09/90→12/95		70-1-000955→; +PR 1LB	2	11.8116-0272.1 390598	ATE
1.9 D	45	07/90→12/95					
1.9 TD	50	10/92→04/03		70-1-000955→; +PR 1LB	2	11.8116-0272.1 390598	ATE
2.0	62	07/90→04/03	⬅	05/96→; +PR 1LU	2	11.8116-0237.1 390509	ATE
2.4 D	57	07/90→04/98					
2.5	81	11/90→04/03					
2.5 TDI	75	09/95→04/03					
2.4 D	55	08/97→04/03		70-1-000955→; +PR 1LB	2	11.8116-0272.1 390598	ATE
2.5	85	08/96→04/03	⬅	+PR 1LU	2	11.8116-0237.1 390509	ATE
2.5 TDI	65	12/98→04/03					
2.5 TDI	111	09/00→04/03					
2.8 VR6	103	05/96→05/00					
2.8 VR6	150	06/00→04/03					
2.4 D Syncro	57	10/92→09/98		07/95→; +PR 1LB	2	11.8116-0272.1 390598	ATE
2.5 Syncro	81	10/92→04/03	⬅	07/95→; +PR 1LU	2	11.8116-0237.1 390509	ATE
2.5 Syncro	85	08/96→04/03		+PR 1LB	2	11.8116-0272.1 390598	ATE
2.5 TDI Syncro	75	09/95→04/03	⬅	+PR 1LU	2	11.8116-0237.1 390509	ATE
<b>Führungshülzensatz, Bremssattel</b>							
1.9 D	44	09/90→12/95	⬅	+PR 1LA;1LP		11.0101-5403.2 260010	TRW
1.9 D	45	07/90→12/95	⬅	70-1-000955→; +PR 1LB		11.0101-5705.2 260096	ATE
1.9 TD	50	10/92→04/03	⬅	+PR 1LA;1LP		11.0101-5403.2 260010	TRW
2.0	62	07/90→04/03	⬅	05/96→; +PR 1LU		11.0101-5409.2 260035	ATE
2.4 D	57	07/90→04/98					
2.5	81	11/90→04/03	⬅	05/97→; → 70-1-000954; +PR 1LB		11.0101-5704.2 260095	ATE
2.5 TDI	75	09/95→04/03	⬅	70-1-000955→; +PR 1LB		11.0101-5705.2 260096	ATE
2.4 D	55	08/97→04/03	⬅	+PR 1LA;1LP		11.0101-5403.2 260010	TRW
2.5 TDI	65	12/98→04/03	⬅	+PR 1LU		11.0101-5409.2 260035	ATE
2.5 TDI	111	09/00→04/03					
2.8 VR6	150	06/00→04/03	⬅	→ 70-1-000954; +PR 1LB		11.0101-5704.2 260095	ATE
			⬅	70-1-000955→; +PR 1LB		11.0101-5705.2 260096	ATE
2.4 D Syncro	57	10/92→09/98	⬅	11/92→; +PR 1LA;1LP		11.0101-5403.2 260010	TRW
2.5 Syncro	81	10/92→04/03	⬅	07/95→; +PR 1LU		11.0101-5409.2 260035	ATE
			⬅	07/95→; +PR 1LB		11.0101-5705.2 260096	ATE
2.5	85	08/96→04/03	⬅	+PR 1LA;1LP		11.0101-5403.2 260010	TRW
2.8 VR6	103	05/96→05/00	⬅	+PR 1LU		11.0101-5409.2 260035	ATE
			⬅	05/97→; → 70-1-000954; +PR 1LB		11.0101-5704.2 260095	ATE
			⬅	70-1-000955→; +PR 1LB		11.0101-5705.2 260096	ATE
↓							

	kw			 	! #		
<b>VW - TRANSPORTER T4 Kasten (70XA) 07/90→04/03</b>							
<b>Führungshülzensatz, Bremssattel</b>							
2.5 Syncro	85	08/96→04/03	←	+PR 1LA;1LP		11.0101-5403.2 260010	TRW
2.5 TDI Syncro	75	09/95→04/03	←	+PR 1LU		11.0101-5409.2 260035	ATE
			←	+PR 1LB		11.0101-5705.2 260096	ATE
<b>Führungsbolzen, Bremssattel</b>							
1.9 D	44	09/90→12/95		70-1-000955→; +PR 1LB		11.8171-0067.1 250153	ATE
1.9 D	45	07/90→12/95					
1.9 TD	50	10/92→04/03		70-1-000955→; +PR 1LB		11.8171-0067.1 250153	ATE
2.0	62	07/90→04/03	←	05/97→; → 70-1-000954; +PR 1LB		11.8171-0008.1 990049	ATE
2.4 D	57	07/90→04/98	←				
2.5	81	11/90→04/03	←	05/96→; +PR 1LU		11.8171-0008.1 990049	ATE
2.5 TDI	75	09/95→04/03					
2.4 D	55	08/97→04/03		70-1-000955→; +PR 1LB		11.8171-0067.1 250153	ATE
2.5 TDI	65	12/98→04/03	←	→ 70-1-000954; +PR 1LB		11.8171-0008.1 990049	ATE
2.5 TDI	111	09/00→04/03					
2.8 VR6	150	06/00→04/03	←	+PR 1LU		11.8171-0008.1 990049	ATE
2.4 D Syncro	57	10/92→09/98		07/95→; +PR 1LB		11.8171-0067.1 250153	ATE
2.5 Syncro	81	10/92→04/03	←	07/95→; +PR 1LU		11.8171-0008.1 990049	ATE
2.5	85	08/96→04/03		70-1-000955→; +PR 1LB		11.8171-0067.1 250153	ATE
2.8 VR6	103	05/96→05/00	←	05/97→; → 70-1-000954; +PR 1LB		11.8171-0008.1 990049	ATE
			←	+PR 1LU		11.8171-0008.1 990049	ATE
2.5 Syncro	85	08/96→04/03		+PR 1LB		11.8171-0067.1 250153	ATE
2.5 TDI Syncro	75	09/95→04/03	←	+PR 1LU		11.8171-0008.1 990049	ATE
<b>Dichtungssatz, Bremssattel</b>							
1.9 TD	50	10/92→04/03	←	05/97→; → 70-1-000954; +PR 1LB		11.0441-5704.2 250034	ATE
2.0	62	07/90→04/03	←				
2.4 D	57	07/90→04/98	←	05/96→; +PR 1LU		11.0441-5704.2 250034	ATE
2.5	81	11/90→04/03					
2.5 TDI	75	09/95→04/03					
2.4 D	55	08/97→04/03	←	→ 70-1-000954; +PR 1LB		11.0441-5704.2 250034	ATE
2.5 TDI	65	12/98→04/03	←				
2.5 TDI	111	09/00→04/03	←	+PR 1LU		11.0441-5704.2 250034	ATE
2.8 VR6	150	06/00→04/03					
2.4 D Syncro	57	10/92→09/98	←	07/95→; +PR 1LU		11.0441-5704.2 250034	ATE
2.5 Syncro	81	10/92→04/03					
2.5	85	08/96→04/03	←	05/97→; → 70-1-000954; +PR 1LB		11.0441-5704.2 250034	ATE
2.8 VR6	103	05/96→05/00	←	+PR 1LU		11.0441-5704.2 250034	ATE
2.5 Syncro	85	08/96→04/03	←	+PR 1LU		11.0441-5704.2 250034	ATE
2.5 TDI Syncro	75	09/95→04/03					
<b>Zubehörsatz, Bremssattel</b>							
1.9 D	44	09/90→12/95	←	+PR 1LA;1LP		24.0101-3401.2 260043	TRW
1.9 D	45	07/90→12/95					
1.9 TD	50	10/92→04/03					
2.0	62	07/90→04/03					
2.4 D	55	08/97→04/03					
2.4 D	57	07/90→04/98					
2.5	81	11/90→04/03					
2.5	85	08/96→04/03					
2.5 Syncro	85	08/96→04/03					
2.5 TDI	65	12/98→04/03					
2.5 TDI	75	09/95→04/03					
2.5 TDI	111	09/00→04/03					
2.5 TDI Syncro	75	09/95→04/03					
2.8 VR6	103	05/96→05/00					
2.8 VR6	150	06/00→04/03					
2.4 D Syncro	57	10/92→09/98	←	11/92→; +PR 1LA;1LP		24.0101-3401.2 260043	TRW
2.5 Syncro	81	10/92→04/03					
<b>Bremsschlauch</b>							
1.9 D	44	09/90→12/95	←	→ 07/95	2	24.5237-0334.3 331443	L= 334
1.9 D	45	07/90→12/95	←	08/95→	2	24.5237-0345.3 331367	L= 345
			→	am Bremssattel; 70-T-200000→; passend für Felgengröße [Zoll]: 16	2	24.5113-0170.3 331361	L= 170
			→	am Bremssattel; 70-T-200000→; nicht für Felgengröße [Zoll]: 16	2	24.5170-0161.3 331308	L= 161
			→	→ 70-T-199999	2	24.5201-0164.3 331414	L= 164
			→	70-T-200000→; für Fahrzeuge ohne Schlechtwegeausführung	2	24.5201-0164.3 331414	L= 164
↓							



















	kw			 	! #		
<b>VW - TRANSPORTER T4 Kasten (70XA) 07/90→04/03</b>							
<b>Bremsschlauch</b>							
1.9 D	44	09/90→12/95	➔	70-T-200000→; für Fahrzeuge mit Schlechtwegeausführung	2	24.5225-0160.3 331366 83.6204-0158.3 330773	L= 160 L= 155
1.9 D	45	07/90→12/95					
1.9 TD	50	10/92→04/03	➔	→ 07/95	2	24.5237-0334.3 331443	L= 334
2.0	62	07/90→04/03	➔	☐; 05/99→; +PR 2E2; + WK		24.5237-0345.3 331367	L= 345
2.5	81	11/90→04/03	➔	08/95→ 04/97	2	24.5237-0345.3 331367	L= 345
			➔	05/97→; → 70-X-250000; - WK	2	24.5237-0345.3 331367	L= 345
			➔	☐; 05/99→; +PR 2E2; + WK		83.6255-0337.3 330744	L= 335
			➔	☐; 05/97→ 04/99; + WK		83.6255-0340.3 330745	L= 340
			➔	☐; 05/99→; +PR 2E3; + WK		83.6255-0340.3 330745	L= 340
			➔	☐; 05/97→ 04/99; + WK		83.6255-0353.3 330481	L= 350
			➔	☐; 05/99→; +PR 2E3; + WK		83.6255-0353.3 330481	L= 350
			➔	am Bremssattel; 70-T-200000→; passend für Felgenreöße [Zoll]: 16	2	24.5113-0170.3 331361	L= 170
			➔	am Bremssattel; 70-T-200000→; nicht für Felgenreöße [Zoll]: 16	2	24.5170-0161.3 331308	L= 161
			➔	70-T-200000→; für Fahrzeuge ohne Schlechtwegeausführung	2	24.5201-0164.3 331414	L= 164
			➔	→ 70-T-199999	2	24.5201-0164.3 331414	L= 164
			➔	70-T-200000→; für Fahrzeuge mit Schlechtwegeausführung	2	24.5225-0160.3 331366 83.6204-0158.3 330773	L= 160 L= 155
2.4 D	55	08/97→04/03	➔	☐; 05/99→; +PR 2E2; + WK		24.5237-0345.3 331367	L= 345
2.5 TDI	65	12/98→04/03	➔	→ 70-X-250000; - WK	2	24.5237-0345.3 331367	L= 345
			➔	☐; 05/99→; +PR 2E2; + WK		83.6255-0337.3 330744	L= 335
			➔	☐; 05/99→; +PR 2E3; + WK		83.6255-0340.3 330745	L= 340
			➔	☐; → 04/99; + WK		83.6255-0340.3 330745	L= 340
			➔	☐; 05/99→; +PR 2E3; + WK		83.6255-0353.3 330481	L= 350
			➔	☐; → 04/99; + WK		83.6255-0353.3 330481	L= 350
			➔	am Bremssattel; 70-T-200000→; passend für Felgenreöße [Zoll]: 16	2	24.5113-0170.3 331361	L= 170
			➔	am Bremssattel; 70-T-200000→; nicht für Felgenreöße [Zoll]: 16	2	24.5170-0161.3 331308	L= 161
			➔	→ 70-T-199999	2	24.5201-0164.3 331414	L= 164
			➔	70-T-200000→; für Fahrzeuge ohne Schlechtwegeausführung	2	24.5201-0164.3 331414	L= 164
			➔	70-T-200000→; für Fahrzeuge mit Schlechtwegeausführung	2	24.5225-0160.3 331366 83.6204-0158.3 330773	L= 160 L= 155
2.4 D	57	07/90→04/98	➔	→ 07/95	2	24.5237-0334.3 331443	L= 334
			➔	08/95→ 04/97	2	24.5237-0345.3 331367	L= 345
			➔	05/97→; → 70-X-250000; - WK	2	24.5237-0345.3 331367	L= 345
			➔	☐; 05/97→; + WK		83.6255-0340.3 330745	L= 340
			➔	☐; 05/97→; + WK		83.6255-0353.3 330481	L= 350
			➔	am Bremssattel; 70-T-200000→; passend für Felgenreöße [Zoll]: 16	2	24.5113-0170.3 331361	L= 170
			➔	am Bremssattel; 70-T-200000→; nicht für Felgenreöße [Zoll]: 16	2	24.5170-0161.3 331308	L= 161
			➔	70-T-200000→; für Fahrzeuge ohne Schlechtwegeausführung	2	24.5201-0164.3 331414	L= 164
			➔	→ 70-T-199999	2	24.5201-0164.3 331414	L= 164
			➔	70-T-200000→; für Fahrzeuge mit Schlechtwegeausführung	2	24.5225-0160.3 331366 83.6204-0158.3 330773	L= 160 L= 155
2.4 D Syncro	57	10/92→09/98	➔	11/92→ 07/95	2	24.5237-0334.3 331443	L= 334
			➔	08/95→ 04/97	2	24.5237-0345.3 331367	L= 345
			➔	05/97→; → 70-X-250000; - WK	2	24.5237-0345.3 331367	L= 345
			➔	☐; 05/97→; + WK		83.6255-0340.3 330745	L= 340
			➔	☐; 05/97→; + WK		83.6255-0353.3 330481	L= 350

















	kw			 	! #		
<b>VW - TRANSPORTER T4 Kasten (70XA) 07/90→04/03</b>							
<b>Bremsschlauch</b>							
2.4 D Syncro	57	10/92→09/98	➔	am Bremssattel; 70-T-200000→; passend für Felgengröße [Zoll]: 16	2	24.5113-0170.3 331361	L= 170
			➔	am Bremssattel; 70-T-200000→; nicht für Felgengröße [Zoll]: 16	2	24.5170-0161.3 331308	L= 161
			➔	11/92→; → 70-T-199999	2	24.5201-0164.3 331414	L= 164
			➔	70-T-200000→; für Fahrzeuge ohne Schlechtwegeausführung	2	24.5201-0164.3 331414	L= 164
			➔	70-T-200000→; für Fahrzeuge mit Schlechtwegeausführung	2	24.5225-0160.3 331366 83.6204-0158.3 330773	L= 160 L= 155
2.5 2.5 Syncro 2.5 TDI 2.5 TDI Syncro	85 85 75 75	08/96→04/03 08/96→04/03 09/95→04/03 09/95→04/03	←	☐; 05/99→; +PR 2E2; + WK		24.5237-0345.3 331367	L= 345
			←	→ 04/97	2	24.5237-0345.3 331367	L= 345
			←	05/97→; → 70-X-250000; - WK	2	24.5237-0345.3 331367	L= 345
			←	☐; 05/99→; +PR 2E2; + WK		83.6255-0337.3 330744	L= 335
			←	☐; 05/97→ 04/99; + WK		83.6255-0340.3 330745	L= 340
			←	☐; 05/99→; +PR 2E3; + WK		83.6255-0340.3 330745	L= 340
			←	☐; 05/99→; +PR 2E3; + WK		83.6255-0353.3 330481	L= 350
			←	☐; 05/97→ 04/99; + WK		83.6255-0353.3 330481	L= 350
			➔	am Bremssattel; 70-T-200000→; passend für Felgengröße [Zoll]: 16	2	24.5113-0170.3 331361	L= 170
			➔	am Bremssattel; 70-T-200000→; nicht für Felgengröße [Zoll]: 16	2	24.5170-0161.3 331308	L= 161
			➔	70-T-200000→; für Fahrzeuge ohne Schlechtwegeausführung	2	24.5201-0164.3 331414	L= 164
			➔	→ 70-T-199999	2	24.5201-0164.3 331414	L= 164
			➔	70-T-200000→; für Fahrzeuge mit Schlechtwegeausführung	2	24.5225-0160.3 331366 83.6204-0158.3 330773	L= 160 L= 155
			2.5 Syncro	81	10/92→04/03	←	11/92→ 07/95
←	☐; 05/99→; +PR 2E2; + WK					24.5237-0345.3 331367	L= 345
←	05/97→; → 70-X-250000; - WK	2				24.5237-0345.3 331367	L= 345
←	08/95→ 04/97	2				24.5237-0345.3 331367	L= 345
←	☐; 05/99→; +PR 2E2; + WK					83.6255-0337.3 330744	L= 335
←	☐; 05/97→ 04/99; + WK					83.6255-0340.3 330745	L= 340
←	☐; 05/99→; +PR 2E3; + WK					83.6255-0340.3 330745	L= 340
←	☐; 05/97→ 04/99; + WK					83.6255-0353.3 330481	L= 350
←	☐; 05/99→; +PR 2E3; + WK					83.6255-0353.3 330481	L= 350
➔	am Bremssattel; 70-T-200000→; passend für Felgengröße [Zoll]: 16	2				24.5113-0170.3 331361	L= 170
➔	am Bremssattel; 70-T-200000→; nicht für Felgengröße [Zoll]: 16	2				24.5170-0161.3 331308	L= 161
➔	11/92→; → 70-T-199999	2				24.5201-0164.3 331414	L= 164
➔	70-T-200000→; für Fahrzeuge ohne Schlechtwegeausführung	2				24.5201-0164.3 331414	L= 164
➔	70-T-200000→; für Fahrzeuge mit Schlechtwegeausführung	2				24.5225-0160.3 331366 83.6204-0158.3 330773	L= 160 L= 155
2.5 TDI	111	09/00→04/03	←	☐; +PR 2E2; + WK		24.5237-0345.3 331367	L= 345
			←	→ 70-X-250000; - WK	2	24.5237-0345.3 331367	L= 345
			←	☐; +PR 2E2; + WK		83.6255-0337.3 330744	L= 335
			←	☐; +PR 2E3; + WK		83.6255-0340.3 330745	L= 340
			←	☐; +PR 2E3; + WK		83.6255-0353.3 330481	L= 350
			➔	am Bremssattel; 70-T-200000→; passend für Felgengröße [Zoll]: 16	2	24.5113-0170.3 331361	L= 170
			➔	am Bremssattel; 70-T-200000→; nicht für Felgengröße [Zoll]: 16	2	24.5170-0161.3 331308	L= 161
			➔	70-T-200000→; für Fahrzeuge ohne Schlechtwegeausführung	2	24.5201-0164.3 331414	L= 164
			➔	→ 70-T-199999	2	24.5201-0164.3 331414	L= 164
			↓				



	kw			 	! #					
<b>VW - TRANSPORTER T4 Kasten (70XA) 07/90→04/03</b>										
 <b>Bremsschlauch</b>										
2.5 TDI	111	09/00→04/03	➔	70-T-200000→; für Fahrzeuge mit Schlechtwegeausführung	2	24.5225-0160.3 331366 83.6204-0158.3 330773	L= 160 L= 155			
2.8 VR6	103	05/96→05/00	➔	→ 04/97	2	24.5237-0345.3 331367	L= 345			
			➔	☐; 05/99→; +PR 2E2; + WK		24.5237-0345.3 331367	L= 345			
			➔	05/97→; → 70-X-250000; - WK	2	24.5237-0345.3 331367	L= 345			
			➔	☐; 05/99→; +PR 2E2; + WK		83.6255-0337.3 330744	L= 335			
			➔	☐; 05/99→; +PR 2E3; + WK		83.6255-0340.3 330745	L= 340			
			➔	☐; 05/97→ 04/99; + WK		83.6255-0340.3 330745	L= 340			
			➔	☐; 05/97→ 04/99; + WK		83.6255-0353.3 330481	L= 350			
			➔	☐; 05/99→; +PR 2E3; + WK		83.6255-0353.3 330481	L= 350			
			➔	am Bremssattel; 70-T-200000→; passend für Felgengröße [Zoll]: 16	2	24.5113-0170.3 331361	L= 170			
			➔	am Bremssattel; 70-T-200000→; nicht für Felgengröße [Zoll]: 16	2	24.5170-0161.3 331308	L= 161			
2.8 VR6	150	06/00→04/03	➔	☐; +PR 2E2; + WK		24.5237-0345.3 331367	L= 345			
			➔	→ 70-X-250000; - WK	2	24.5237-0345.3 331367	L= 345			
			➔	☐; +PR 2E2; + WK		83.6255-0337.3 330744	L= 335			
			➔	☐; +PR 2E3; + WK		83.6255-0340.3 330745	L= 340			
			➔	☐; +PR 2E3; + WK		83.6255-0353.3 330481	L= 350			
			➔	am Bremssattel; 70-T-200000→; passend für Felgengröße [Zoll]: 16	2	24.5113-0170.3 331361	L= 170			
			➔	am Bremssattel; 70-T-200000→; nicht für Felgengröße [Zoll]: 16	2	24.5170-0161.3 331308	L= 161			
			➔	70-T-200000→; für Fahrzeuge ohne Schlechtwegeausführung	2	24.5201-0164.3 331414	L= 164			
			➔	70-T-200000→; für Fahrzeuge mit Schlechtwegeausführung	2	24.5225-0160.3 331366 83.6204-0158.3 330773	L= 160 L= 155			
			<b>VW - TRANSPORTER T4 Pritsche/Fahrgestell (70XD) 07/90→04/03</b>							
 <b>Bremssattel</b>										
1.9 D	44	09/90→12/95	➔	☐; 70-1-000955→; +PR 1LB		11.9571-9819.2 220469	ATE Ø 57 - Halter			
1.9 D	45	07/90→12/95	➔	☐; 70-1-000955→; +PR 1LB		11.9571-9820.2 220470	ATE Ø 57 - Halter			
			➔	☐; +PR 1LE		24.3541-1775.7 220529	TRW Ø 54 - Halter			
			➔	☐; +PR 1LE		24.3541-1776.7 220530	TRW Ø 54 - Halter			
			➔	☐; 70-V-120001→		24.3384-1715.5 240265	TRW Ø 38 - Halter			
			➔	☐; 70-V-120001→		24.3384-1716.5 240266	TRW Ø 38 - Halter			
			➔	☐; 70-T-200000→ 70-V-120000		24.3384-1717.5 240267	TRW Ø 38 - Halter			
			➔	☐; 70-T-200000→ 70-V-120000		24.3384-1718.5 240268	TRW Ø 38 - Halter			
			1.9 TD	50	10/92→04/03	➔	☐; 05/97→; → 70-1-000954; +PR 1LB		11.9571-9811.2 220485	ATE Ø 57 - Halter
			2.0	62	07/90→04/03	➔	☐; 05/97→; → 70-1-000954; +PR 1LB		11.9571-9812.2 220486	ATE Ø 57 - Halter
			2.4 D	57	09/90→04/98	➔	☐; 05/97→; → 70-1-000954; +PR 1LB		11.9571-9812.2 220486	ATE Ø 57 - Halter
			2.5	81	11/90→04/03	➔	☐; 70-1-000955→; +PR 1LB		11.9571-9819.2 220469	ATE Ø 57 - Halter
2.5	85	08/96→04/03	➔	☐; 70-1-000955→; +PR 1LB		11.9571-9820.2 220470	ATE Ø 57 - Halter			
2.5 TDI	75	09/95→04/03	➔	☐; 70-1-000955→; +PR 1LB		11.9571-9820.2 220470	ATE Ø 57 - Halter			
			➔	☐; +PR 1LE		24.3541-1775.7 220529	TRW Ø 54 - Halter			
			➔	☐; +PR 1LE		24.3541-1776.7 220530	TRW Ø 54 - Halter			
			➔	☐; 70-V-120001→		24.3384-1715.5 240265	TRW Ø 38 - Halter			
			➔	☐; 70-V-120001→		24.3384-1716.5 240266	TRW Ø 38 - Halter			
			➔	☐; 70-T-200000→ 70-V-120000		24.3384-1717.5 240267	TRW Ø 38 - Halter			
			➔	☐; 70-T-200000→ 70-V-120000		24.3384-1718.5 240268	TRW Ø 38 - Halter			
2.4 D	55	08/97→04/03	➔	☐; → 70-1-000954; +PR 1LB		11.9571-9811.2 220485	ATE Ø 57 - Halter			
2.5 TDI	65	05/98→04/03	➔	☐; → 70-1-000954; +PR 1LB		11.9571-9812.2 220486	ATE Ø 57 - Halter			
			➔	☐; 70-1-000955→; +PR 1LB		11.9571-9819.2 220469	ATE Ø 57 - Halter			
↓										

	kw			 	! #		
<b>VW - TRANSPORTER T4 Pritsche/Fahrgestell (70XD) 07/90→04/03</b>							
<b>Bremssattel</b>							
2.4 D 2.5 TDI	55 65	08/97→04/03 05/98→04/03	←	☐; 70-1-000955→; +PR 1LB	2	11.9571-9820.2 220470	ATE Ø 57 - Halter
			←	☐; +PR 1LE		24.3541-1775.7 220529	TRW Ø 54 - Halter
			←	☐; +PR 1LE		24.3541-1776.7 220530	TRW Ø 54 - Halter
			→	☐; 70-V-120001→		24.3384-1715.5 240265	TRW Ø 38 - Halter
			→	☐; 70-V-120001→		24.3384-1716.5 240266	TRW Ø 38 - Halter
			→	☐; 70-T-200000→ 70-V-120000		24.3384-1717.5 240267	TRW Ø 38 - Halter
			→	☐; 70-T-200000→ 70-V-120000		24.3384-1718.5 240268	TRW Ø 38 - Halter
2.4 D Syncro 2.5 Syncro	57 81	10/92→09/98 10/92→04/03	←	☐; 07/95→; +PR 1LB	2	11.9571-9819.2 220469	ATE Ø 57 - Halter
			←	☐; 07/95→; +PR 1LB		11.9571-9820.2 220470	ATE Ø 57 - Halter
			←	☐; 11/92→; +PR 1LE		24.3541-1775.7 220529	TRW Ø 54 - Halter
			←	☐; 11/92→; +PR 1LE		24.3541-1776.7 220530	TRW Ø 54 - Halter
			→	☐; 05/96→		24.3384-1715.5 240265	TRW Ø 38 - Halter
			→	☐; 05/96→		24.3384-1716.5 240266	TRW Ø 38 - Halter
2.5 Syncro 2.5 TDI Syncro	85 75	08/96→04/03 05/98→04/03	←	☐; +PR 1LB	2	11.9571-9819.2 220469	ATE Ø 57 - Halter
			←	☐; +PR 1LB		11.9571-9820.2 220470	ATE Ø 57 - Halter
			←	☐; +PR 1LE		24.3541-1775.7 220529	TRW Ø 54 - Halter
			←	☐; +PR 1LE		24.3541-1776.7 220530	TRW Ø 54 - Halter
			→	☐		24.3384-1715.5 240265	TRW Ø 38 - Halter
			→	☐		24.3384-1716.5 240266	TRW Ø 38 - Halter
<b>Feder, Bremssattel</b>							
1.9 D 1.9 D	44 45	09/90→12/95 07/90→12/95		70-1-000955→; +PR 1LB	2	11.8116-0272.1 390598	ATE
1.9 TD 2.0 2.4 D 2.5 2.5 TDI	50 62 57 81 75	10/92→04/03 07/90→04/03 09/90→04/98 11/90→04/03 09/95→04/03	←	05/96→; +PR 1LU	2	11.8116-0237.1 390509	ATE
2.4 D 2.5 2.5 TDI	55 85 65	08/97→04/03 08/96→04/03 05/98→04/03	←	70-1-000955→; +PR 1LB +PR 1LU	2	11.8116-0272.1 390598 11.8116-0237.1 390509	ATE ATE
2.4 D Syncro 2.5 Syncro	57 81	10/92→09/98 10/92→04/03	←	07/95→; +PR 1LB 07/95→; +PR 1LU	2	11.8116-0272.1 390598 11.8116-0237.1 390509	ATE ATE
2.5 Syncro 2.5 TDI Syncro	85 75	08/96→04/03 05/98→04/03	←	+PR 1LB +PR 1LU	2	11.8116-0272.1 390598 11.8116-0237.1 390509	ATE ATE
<b>Führungshülzensatz, Bremssattel</b>							
1.9 D 1.9 D	44 45	09/90→12/95 07/90→12/95	←	+PR 1LA;1LP 70-1-000955→; +PR 1LB		11.0101-5403.2 260010 11.0101-5705.2 260096	TRW ATE
1.9 TD 2.0 2.4 D 2.5 2.5 TDI	50 62 57 81 75	10/92→04/03 07/90→04/03 09/90→04/98 11/90→04/03 09/95→04/03	←	+PR 1LA;1LP 05/96→; +PR 1LU 05/97→; → 70-1-000954; +PR 1LB 70-1-000955→; +PR 1LB		11.0101-5403.2 260010 11.0101-5409.2 260035 11.0101-5704.2 260095 11.0101-5705.2 260096	TRW ATE ATE ATE
2.4 D 2.5 TDI	55 65	08/97→04/03 05/98→04/03	←	+PR 1LA;1LP +PR 1LU → 70-1-000954; +PR 1LB 70-1-000955→; +PR 1LB		11.0101-5403.2 260010 11.0101-5409.2 260035 11.0101-5704.2 260095 11.0101-5705.2 260096	TRW ATE ATE ATE
2.4 D Syncro 2.5 Syncro	57 81	10/92→09/98 10/92→04/03	←	11/92→; +PR 1LA;1LP 07/95→; +PR 1LU 07/95→; +PR 1LB		11.0101-5403.2 260010 11.0101-5409.2 260035 11.0101-5705.2 260096	TRW ATE ATE
2.5 2.5 Syncro 2.5 TDI Syncro	85 75	08/96→04/03 05/98→04/03	←	+PR 1LA;1LP +PR 1LU 05/97→; → 70-1-000954; +PR 1LB 70-1-000955→; +PR 1LB		11.0101-5403.2 260010 11.0101-5409.2 260035 11.0101-5704.2 260095 11.0101-5705.2 260096	TRW ATE ATE ATE
↓			←	+PR 1LB		11.0101-5705.2 260096	ATE

	kw			 	! #		
<b>VW - TRANSPORTER T4 Pritsche/Fahrgestell (70XD) 07/90→04/03</b>							
<b>Führungsbolzen, Bremsattel</b>							
1.9 D	44	09/90→12/95		70-1-000955→; +PR 1LB		11.8171-0067.1 250153	ATE
1.9 D	45	07/90→12/95					
1.9 TD	50	10/92→04/03		70-1-000955→; +PR 1LB		11.8171-0067.1 250153	ATE
2.0	62	07/90→04/03	←	05/97→; → 70-1-000954; +PR 1LB		11.8171-0008.1 990049	ATE
2.4 D	57	09/90→04/98					
2.5	81	11/90→04/03	←	05/96→; +PR 1LU		11.8171-0008.1 990049	ATE
2.5 TDI	75	09/95→04/03					
2.4 D	55	08/97→04/03		70-1-000955→; +PR 1LB		11.8171-0067.1 250153	ATE
2.5 TDI	65	05/98→04/03	←	→ 70-1-000954; +PR 1LB		11.8171-0008.1 990049	ATE
			←	+PR 1LU		11.8171-0008.1 990049	ATE
2.4 D Syncro	57	10/92→09/98		07/95→; +PR 1LB		11.8171-0067.1 250153	ATE
2.5 Syncro	81	10/92→04/03	←	07/95→; +PR 1LU		11.8171-0008.1 990049	ATE
2.5	85	08/96→04/03		70-1-000955→; +PR 1LB		11.8171-0067.1 250153	ATE
			←	05/97→; → 70-1-000954; +PR 1LB		11.8171-0008.1 990049	ATE
			←	+PR 1LU		11.8171-0008.1 990049	ATE
2.5 Syncro	85	08/96→04/03		+PR 1LB		11.8171-0067.1 250153	ATE
2.5 TDI Syncro	75	05/98→04/03	←	+PR 1LU		11.8171-0008.1 990049	ATE
<b>Dichtungssatz, Bremsattel</b>							
1.9 TD	50	10/92→04/03	←	05/97→; → 70-1-000954; +PR 1LB		11.0441-5704.2 250034	ATE
2.0	62	07/90→04/03					
2.4 D	57	09/90→04/98	←	05/96→; +PR 1LU		11.0441-5704.2 250034	ATE
2.5	81	11/90→04/03					
2.5 TDI	75	09/95→04/03					
2.4 D	55	08/97→04/03	←	→ 70-1-000954; +PR 1LB		11.0441-5704.2 250034	ATE
2.5 TDI	65	05/98→04/03	←	+PR 1LU		11.0441-5704.2 250034	ATE
2.4 D Syncro	57	10/92→09/98	←	07/95→; +PR 1LU		11.0441-5704.2 250034	ATE
2.5 Syncro	81	10/92→04/03					
2.5	85	08/96→04/03	←	05/97→; → 70-1-000954; +PR 1LB		11.0441-5704.2 250034	ATE
			←	+PR 1LU		11.0441-5704.2 250034	ATE
2.5 Syncro	85	08/96→04/03	←	+PR 1LU		11.0441-5704.2 250034	ATE
2.5 TDI Syncro	75	05/98→04/03					
<b>Zubehörsatz, Bremsattel</b>							
1.9 D	44	09/90→12/95	←	+PR 1LA;1LP		24.0101-3401.2 260043	TRW
1.9 D	45	07/90→12/95					
1.9 TD	50	10/92→04/03					
2.0	62	07/90→04/03					
2.4 D	55	08/97→04/03					
2.4 D	57	09/90→04/98					
2.5	81	11/90→04/03					
2.5	85	08/96→04/03					
2.5 Syncro	85	08/96→04/03					
2.5 TDI	65	05/98→04/03					
2.5 TDI	75	09/95→04/03					
2.5 TDI Syncro	75	05/98→04/03					
2.4 D Syncro	57	10/92→09/98	←	11/92→; +PR 1LA;1LP		24.0101-3401.2 260043	TRW
2.5 Syncro	81	10/92→04/03					
<b>Bremsschlauch</b>							
1.9 D	44	09/90→12/95	←	→ 07/95	2	24.5237-0334.3 331443	L= 334
1.9 D	45	07/90→12/95	←	08/95→	2	24.5237-0345.3 331367	L= 345
			→	am Bremsattel; 70-T-200000→; passend für Felgenreöße [Zoll]: 16	2	24.5113-0170.3 331361	L= 170
			→	am Bremsattel; 70-T-200000→; nicht für Felgenreöße [Zoll]: 16	2	24.5170-0161.3 331308	L= 161
			→	→ 70-T-199999	2	24.5201-0164.3 331414	L= 164
			→	70-T-200000→; für Fahrzeuge ohne Schlechtwegeausführung	2	24.5201-0164.3 331414	L= 164
			→	70-T-200000→; für Fahrzeuge mit Schlechtwegeausführung	2	24.5225-0160.3 331366	L= 160
						83.6204-0158.3 330773	L= 155
1.9 TD	50	10/92→04/03	←	→ 07/95	2	24.5237-0334.3 331443	L= 334
2.0	62	07/90→04/03	←	☐; 05/99→; +PR 2E2; + WK		24.5237-0345.3 331367	L= 345
2.5	81	11/90→04/03	←	08/95→ 04/97	2	24.5237-0345.3 331367	L= 345
			←	05/97→; → 70-X-250000; - WK	2	24.5237-0345.3 331367	L= 345
			←	☐; 05/99→; +PR 2E2; + WK		83.6255-0337.3 330744	L= 335

	kw			 	! #		
<b>VW - TRANSPORTER T4 Pritsche/Fahrgestell (70XD) 07/90→04/03</b>							
<b>Bremsschlauch</b>							
1.9 TD	50	10/92→04/03	←	☐; 05/97→ 04/99; + WK		83.6255-0340.3 330745	L= 340
2.0	62	07/90→04/03	←	☐; 05/99→; +PR 2E3; + WK		83.6255-0340.3 330745	L= 340
2.5	81	11/90→04/03	←	☐; 05/97→ 04/99; + WK		83.6255-0353.3 330481	L= 350
			←	☐; 05/99→; +PR 2E3; + WK		83.6255-0353.3 330481	L= 350
			➔	am Bremssattel; 70-T-200000→; passend für Felgengröße [Zoll]: 16	2	24.5113-0170.3 331361	L= 170
			➔	am Bremssattel; 70-T-200000→; nicht für Felgengröße [Zoll]: 16	2	24.5170-0161.3 331308	L= 161
			➔	70-T-200000→; für Fahrzeuge ohne Schlechtwegeausführung	2	24.5201-0164.3 331414	L= 164
			➔	→ 70-T-199999	2	24.5201-0164.3 331414	L= 164
			➔	70-T-200000→; für Fahrzeuge mit Schlechtwegeausführung	2	24.5225-0160.3 331366	L= 160
						83.6204-0158.3 330773	L= 155
2.4 D	55	08/97→04/03	←	☐; 05/99→; +PR 2E2; + WK		24.5237-0345.3 331367	L= 345
2.5 TDI	65	05/98→04/03	←	→ 70-X-250000; - WK	2	24.5237-0345.3 331367	L= 345
2.5 TDI Syncro	75	05/98→04/03	←	☐; 05/99→; +PR 2E2; + WK		83.6255-0337.3 330744	L= 335
			←	☐; 05/99→; +PR 2E3; + WK		83.6255-0340.3 330745	L= 340
			←	☐; → 04/99; + WK		83.6255-0340.3 330745	L= 340
			←	☐; 05/99→; +PR 2E3; + WK		83.6255-0353.3 330481	L= 350
			←	☐; → 04/99; + WK		83.6255-0353.3 330481	L= 350
			➔	am Bremssattel; 70-T-200000→; passend für Felgengröße [Zoll]: 16	2	24.5113-0170.3 331361	L= 170
			➔	am Bremssattel; 70-T-200000→; nicht für Felgengröße [Zoll]: 16	2	24.5170-0161.3 331308	L= 161
			➔	→ 70-T-199999	2	24.5201-0164.3 331414	L= 164
			➔	70-T-200000→; für Fahrzeuge ohne Schlechtwegeausführung	2	24.5201-0164.3 331414	L= 164
			➔	70-T-200000→; für Fahrzeuge mit Schlechtwegeausführung	2	24.5225-0160.3 331366	L= 160
						83.6204-0158.3 330773	L= 155
2.4 D	57	09/90→04/98	←	→ 07/95	2	24.5237-0334.3 331443	L= 334
			←	08/95→ 04/97	2	24.5237-0345.3 331367	L= 345
			←	05/97→; → 70-X-250000; - WK	2	24.5237-0345.3 331367	L= 345
			←	☐; 05/97→; + WK		83.6255-0340.3 330745	L= 340
			←	☐; 05/97→; + WK		83.6255-0353.3 330481	L= 350
			➔	am Bremssattel; 70-T-200000→; passend für Felgengröße [Zoll]: 16	2	24.5113-0170.3 331361	L= 170
			➔	am Bremssattel; 70-T-200000→; nicht für Felgengröße [Zoll]: 16	2	24.5170-0161.3 331308	L= 161
			➔	70-T-200000→; für Fahrzeuge ohne Schlechtwegeausführung	2	24.5201-0164.3 331414	L= 164
			➔	→ 70-T-199999	2	24.5201-0164.3 331414	L= 164
			➔	70-T-200000→; für Fahrzeuge mit Schlechtwegeausführung	2	24.5225-0160.3 331366	L= 160
						83.6204-0158.3 330773	L= 155
2.4 D Syncro	57	10/92→09/98	←	11/92→ 07/95	2	24.5237-0334.3 331443	L= 334
			←	08/95→ 04/97	2	24.5237-0345.3 331367	L= 345
			←	05/97→; → 70-X-250000; - WK	2	24.5237-0345.3 331367	L= 345
			←	☐; 05/97→; + WK		83.6255-0340.3 330745	L= 340
			←	☐; 05/97→; + WK		83.6255-0353.3 330481	L= 350
			➔	am Bremssattel; 70-T-200000→; passend für Felgengröße [Zoll]: 16	2	24.5113-0170.3 331361	L= 170
			➔	am Bremssattel; 70-T-200000→; nicht für Felgengröße [Zoll]: 16	2	24.5170-0161.3 331308	L= 161
			➔	11/92→; → 70-T-199999	2	24.5201-0164.3 331414	L= 164
			➔	70-T-200000→; für Fahrzeuge ohne Schlechtwegeausführung	2	24.5201-0164.3 331414	L= 164
			➔	70-T-200000→; für Fahrzeuge mit Schlechtwegeausführung	2	24.5225-0160.3 331366	L= 160
						83.6204-0158.3 330773	L= 155
↓							



**VW - TRANSPORTER T4 Pritsche/Fahrgestell (70XD) 07/90→04/03**








**Bremsschlauch**

2.5 2.5 Syncro 2.5 TDI	85 85 75	08/96→04/03 08/96→04/03 09/95→04/03	←	☐; 05/99→; +PR 2E2; + WK	24.5237-0345.3	331367	L= 345	
			←	→ 04/97	2	24.5237-0345.3	331367	L= 345
			←	05/97→; → 70-X-250000; - WK	2	24.5237-0345.3	331367	L= 345
			←	☐; 05/99→; +PR 2E2; + WK	83.6255-0337.3	330744	L= 335	
			←	☐; 05/97→ 04/99; + WK	83.6255-0340.3	330745	L= 340	
			←	☐; 05/99→; +PR 2E3; + WK	83.6255-0340.3	330745	L= 340	
			←	☐; 05/99→; +PR 2E3; + WK	83.6255-0353.3	330481	L= 350	
			←	☐; 05/97→ 04/99; + WK	83.6255-0353.3	330481	L= 350	
			→	am Bremssattel; 70-T-200000→; passend für Felgengröße [Zoll]: 16	2	24.5113-0170.3	331361	L= 170
			→	am Bremssattel; 70-T-200000→; nicht für Felgengröße [Zoll]: 16	2	24.5170-0161.3	331308	L= 161
			→	70-T-200000→; für Fahrzeuge ohne Schlechtwegeausführung	2	24.5201-0164.3	331414	L= 164
			→	→ 70-T-199999	2	24.5201-0164.3	331414	L= 164
			→	70-T-200000→; für Fahrzeuge mit Schlechtwegeausführung	2	24.5225-0160.3	331366	L= 160
						83.6204-0158.3	330773	L= 155
2.5 Syncro	81	10/92→04/03	←	11/92→ 07/95	2	24.5237-0334.3	331443	L= 334
			←	☐; 05/99→; +PR 2E2; + WK	24.5237-0345.3	331367	L= 345	
			←	05/97→; → 70-X-250000; - WK	2	24.5237-0345.3	331367	L= 345
			←	08/95→ 04/97	2	24.5237-0345.3	331367	L= 345
			←	☐; 05/99→; +PR 2E2; + WK	83.6255-0337.3	330744	L= 335	
			←	☐; 05/97→ 04/99; + WK	83.6255-0340.3	330745	L= 340	
			←	☐; 05/99→; +PR 2E3; + WK	83.6255-0340.3	330745	L= 340	
			←	☐; 05/97→ 04/99; + WK	83.6255-0353.3	330481	L= 350	
			←	☐; 05/99→; +PR 2E3; + WK	83.6255-0353.3	330481	L= 350	
			→	am Bremssattel; 70-T-200000→; passend für Felgengröße [Zoll]: 16	2	24.5113-0170.3	331361	L= 170
			→	am Bremssattel; 70-T-200000→; nicht für Felgengröße [Zoll]: 16	2	24.5170-0161.3	331308	L= 161
			→	11/92→; → 70-T-199999	2	24.5201-0164.3	331414	L= 164
			→	70-T-200000→; für Fahrzeuge ohne Schlechtwegeausführung	2	24.5201-0164.3	331414	L= 164
			→	70-T-200000→; für Fahrzeuge mit Schlechtwegeausführung	2	24.5225-0160.3	331366	L= 160
			83.6204-0158.3	330773	L= 155			








**VW - TRANSPORTER T5 Bus (7HB, 7HJ, 7EB, 7EJ, 7EF, 7EG, 7HF, 7EC) 04/03→08/15**







**Bremssattel**

1.9 TDI 1.9 TDI	62 75	01/06→11/09 06/06→11/09	←	☐; 7H-A-200001→; +PR 2E4	11.9441-9933.2	220911	ATE Ø 44 - Halter
			←	☐; 7H-A-200001→; +PR 2E4	11.9441-9934.2	220912	ATE Ø 44 - Halter
			←	☐; → 7H-A-050000; +PR 2E4	11.9601-9721.2	220875	ATE Ø 60 - Halter
			←	☐; → 7H-A-050000; +PR 2E4	11.9601-9722.2	220876	ATE Ø 60 - Halter
			←	☐; +PR 2E3	24.3601-9947.5	240597	ATE Ø 60 - Halter
			←	☐; +PR 2E3	24.3601-9948.5	240598	ATE Ø 60 - Halter
			→	☐; +PR 0WR; → 7H-8-027999	11.9441-9949.2	220803	ATE Ø 44 - Halter
			→	☐; +PR 0WR; → 7H-8-027999	11.9441-9950.2	220804	ATE Ø 44 - Halter
			→	☐; 7H-8-028000→; +PR 0WR; → 7H-8-200000	24.3414-1711.7	220677	TRW Ø 41 - Halter
			→	☐; 7H-6-000001→; +PR 2E3,2E4; → 7H-A-050000	24.3414-1711.7	220677	TRW Ø 41 - Halter
			→	☐; 7H-A-200001→	24.3414-1711.7	220677	TRW Ø 41 - Halter
			1.9 TDI 1.9 TDI 2.0 2.5 TDi 2.5 TDI 2.5 TDI 2.5 TDI 4motion 2.5 TDI 4motion 3.2 V6	63 77 85 120 96 128 96 128 170	04/03→11/09 04/03→11/09 11/03→08/15 11/03→11/09 04/03→11/09 04/03→11/09 07/04→11/09 07/04→11/09 02/04→06/04	←	☐; 7H-A-200001→; +PR 2E4
←	☐; 7H-A-200001→; +PR 2E4	11.9441-9934.2				220912	ATE Ø 44 - Halter
←	☐; → 7H-A-050000; +PR 2E4	11.9601-9721.2				220875	ATE Ø 60 - Halter
←	☐; → 7H-A-050000; +PR 2E4	11.9601-9722.2				220876	ATE Ø 60 - Halter
←	☐; +PR 2E3	24.3601-9947.5				240597	ATE Ø 60 - Halter
←	☐; +PR 2E3	24.3601-9948.5				240598	ATE Ø 60 - Halter
←	☐; +PR 2E3	24.3601-9947.5				240597	ATE Ø 60 - Halter
←	☐; +PR 2E3	24.3601-9947.5				240597	ATE Ø 60 - Halter

	kw			 	! #					
<b>VW - TRANSPORTER T5 Bus (7HB, 7HJ, 7EB, 7EJ, 7EF, 7EG, 7HF, 7EC) 04/03→08/15</b>										
<b>Bremssattel</b>										
3.2 V6	173	02/04→11/09	←	☐; +PR 2E3	24.3601-9948.5	240598	ATE Ø 60 - Halter			
			→	☐; +PR 0WR; → 7H-8-027999	11.9441-9949.2	220803	ATE Ø 44 - Halter			
			→	☐; +PR 0WR; → 7H-8-027999	11.9441-9950.2	220804	ATE Ø 44 - Halter			
			→	☐; +PR 0WL,0WN / 0WM,0WP,0WQ; → 7H-5-120000	24.3414-1711.7	220677	TRW Ø 41 - Halter			
			→	☐; 7H-6-000001→; +PR 2E3,2E4; → 7H-A-050000	24.3414-1711.7	220677	TRW Ø 41 - Halter			
			→	☐; 7H-8-028000→; +PR 0WR; → 7H-8-200000	24.3414-1711.7	220677	TRW Ø 41 - Halter			
			→	☐; 7H-A-200001→	24.3414-1711.7	220677	TRW Ø 41 - Halter			
2.0 BiTDI	132	09/09→08/15	←	☐; 7H-A-200001→; +PR 2E4	11.9441-9933.2	220911	ATE Ø 44 - Halter			
2.0 BiTDI 4motion	132	09/09→08/15	←	☐; 7H-A-200001→; +PR 2E4	11.9441-9934.2	220912	ATE Ø 44 - Halter			
2.0 TDI	62	09/09→08/15	←	☐; → 7H-A-050000; +PR 2E4	11.9601-9721.2	220875	ATE Ø 60 - Halter			
2.0 TDI	75	09/09→08/15	←	☐; → 7H-A-050000; +PR 2E4	11.9601-9721.2	220875	ATE Ø 60 - Halter			
2.0 TDI	103	09/09→08/15	←	☐; → 7H-A-050000; +PR 2E4	11.9601-9722.2	220876	ATE Ø 60 - Halter			
2.0 TDI 4motion	103	09/09→08/15	←	☐; → 7H-A-050000; +PR 2E4	11.9601-9722.2	220876	ATE Ø 60 - Halter			
			←	☐; +PR 2E3	24.3601-9947.5	240597	ATE Ø 60 - Halter			
			←	☐; +PR 2E3	24.3601-9948.5	240598	ATE Ø 60 - Halter			
			→	☐; 7H-6-000001→; +PR 2E3,2E4; → 7H-A-050000	24.3414-1711.7	220677	TRW Ø 41 - Halter			
			→	☐; 7H-A-200001→	24.3414-1711.7	220677	TRW Ø 41 - Halter			
			2.0 TDI	84	05/11→08/15	←	☐; +PR 2E4	11.9441-9933.2	220911	ATE Ø 44 - Halter
						←	☐; +PR 2E4	11.9441-9934.2	220912	ATE Ø 44 - Halter
						←	☐; +PR 2E3	24.3601-9947.5	240597	ATE Ø 60 - Halter
←	☐; +PR 2E3	24.3601-9948.5				240598	ATE Ø 60 - Halter			
2.0 TSI	110	07/12→08/15	←	☐	24.3414-1711.7	220677	TRW Ø 41 - Halter			
2.0 TSI	150	05/11→08/15	←	☐; +PR 2E4	11.9441-9934.2	220912	ATE Ø 44 - Halter			
2.0 TSI 4motion	150	07/11→08/15	←	☐; +PR 2E3	24.3601-9947.5	240597	ATE Ø 60 - Halter			
2.0 TDI	100	05/10→08/15	←	☐; 7H-A-200001→; +PR 2E4	11.9441-9933.2	220911	ATE Ø 44 - Halter			
			←	☐; 7H-A-200001→; +PR 2E4	11.9441-9934.2	220912	ATE Ø 44 - Halter			
			←	☐; +PR 2E3	24.3601-9947.5	240597	ATE Ø 60 - Halter			
			←	☐; +PR 2E3	24.3601-9948.5	240598	ATE Ø 60 - Halter			
			→	☐; 7H-A-200001→	24.3414-1711.7	220677	TRW Ø 41 - Halter			
2.0 TDI 4motion	100	05/10→08/15	←	☐; 7H-A-200001→; +PR 2E4	11.9441-9934.2	220912	ATE Ø 44 - Halter			
3.2 V6 4motion	173	11/03→11/09	←	☐; 7H-A-200001→; +PR 2E4	11.9441-9933.2	220911	ATE Ø 44 - Halter			
			←	☐; 7H-A-200001→; +PR 2E4	11.9441-9934.2	220912	ATE Ø 44 - Halter			
			←	☐; 07/04→; → 7H-A-050000; +PR 2E4	11.9601-9721.2	220875	ATE Ø 60 - Halter			
			←	☐; 07/04→; → 7H-A-050000; +PR 2E4	11.9601-9722.2	220876	ATE Ø 60 - Halter			
			←	☐; 07/04→; +PR 2E3	24.3601-9947.5	240597	ATE Ø 60 - Halter			
			←	☐; 07/04→; +PR 2E3	24.3601-9948.5	240598	ATE Ø 60 - Halter			
			→	☐; 07/04→; +PR 0WR; → 7H-8-027999	11.9441-9949.2	220803	ATE Ø 44 - Halter			
			→	☐; 07/04→; +PR 0WR; → 7H-8-027999	11.9441-9950.2	220804	ATE Ø 44 - Halter			
			→	☐; 7H-6-000001→; +PR 2E3,2E4; → 7H-A-050000	24.3414-1711.7	220677	TRW Ø 41 - Halter			
			→	☐; 07/04→; +PR 0WL,0WN / 0WM,0WP,0WQ; → 7H-5-120000	24.3414-1711.7	220677	TRW Ø 41 - Halter			
			→	☐; 7H-8-028000→; +PR 0WR; → 7H-8-200000	24.3414-1711.7	220677	TRW Ø 41 - Halter			
			→	☐; 7H-A-200001→	24.3414-1711.7	220677	TRW Ø 41 - Halter			
			<b>Halter, Bremssattel</b>							
1.9 TDI	62	01/06→11/09	←	→ 7H-A-050000; +PR 2E4	11.8170-0955.1	260109	ATE			
1.9 TDI	63	04/03→11/09								
1.9 TDI	75	06/06→11/09								
1.9 TDI	77	04/03→11/09								
2.0	85	11/03→08/15								
2.0 BiTDI	132	09/09→08/15								
2.0 BiTDI 4motion	132	09/09→08/15								
2.0 TDI	62	09/09→08/15								
2.0 TDI	75	09/09→08/15								
2.0 TDI	103	09/09→08/15								
2.0 TDI 4motion	103	09/09→08/15								
2.5 TDi	120	11/03→11/09								
2.5 TDI	96	04/03→11/09								
2.5 TDI	128	04/03→11/09								
2.5 TDI 4motion	96	07/04→11/09								
2.5 TDI 4motion	128	07/04→11/09								
↓										



















	kW			 	! #		
<b>VW - TRANSPORTER T5 Bus (7HB, 7HJ, 7EB, 7EJ, 7EF, 7EG, 7HF, 7EC) 04/03→08/15</b>							
<b>Halter, Bremssattel</b>							
3.2 V6	170	02/04→06/04	←	→ 7H-A-050000; +PR 2E4		11.8170-0955.1	260109 ATE
3.2 V6	173	02/04→11/09					
3.2 V6 4motion	173	11/03→11/09	←	07/04→; → 7H-A-050000; +PR 2E4		11.8170-0955.1	260109 ATE
<b>Feder, Bremssattel</b>							
1.9 TDI	62	01/06→11/09		7H-A-200001→; +PR 2E4	2	11.8116-0126.2	390608 ATE
1.9 TDI	63	04/03→11/09					
1.9 TDI	75	06/06→11/09		→ 7H-A-050000; +PR 2E4	2	11.8116-0237.1	390509 ATE
1.9 TDI	77	04/03→11/09				11.8116-0367.1	390600 ATE
2.0	85	11/03→08/15		+PR 2E3	2	11.8116-0237.1	390509 ATE
2.5 TDi	120	11/03→11/09					
2.5 TDI	96	04/03→11/09		+PR 0WR; → 7H-8-027999	2	11.8116-0310.1	390611 ATE
2.5 TDI	128	04/03→11/09					
2.5 TDI 4motion	96	07/04→11/09					
2.5 TDI 4motion	128	07/04→11/09					
3.2 V6	170	02/04→06/04					
3.2 V6	173	02/04→11/09					
2.0 BiTDI	132	09/09→08/15		7H-A-200001→; +PR 2E4	2	11.8116-0126.2	390608 ATE
2.0 BiTDI 4motion	132	09/09→08/15					
2.0 TDI	62	09/09→08/15		→ 7H-A-050000; +PR 2E4	2	11.8116-0237.1	390509 ATE
2.0 TDI	75	09/09→08/15				11.8116-0367.1	390600 ATE
2.0 TDI	103	09/09→08/15		+PR 2E3	2	11.8116-0237.1	390509 ATE
2.0 TDI 4motion	103	09/09→08/15					
2.0 TDI	84	05/11→08/15		+PR 2E4	2	11.8116-0126.2	390608 ATE
2.0 TSI	110	07/12→08/15					
2.0 TSI	150	05/11→08/15		+PR 2E3	2	11.8116-0237.1	390509 ATE
2.0 TSI 4motion	150	07/11→08/15					
2.0 TDI	100	05/10→08/15		7H-A-200001→; +PR 2E4	2	11.8116-0126.2	390608 ATE
2.0 TDI 4motion	100	05/10→08/15		+PR 2E3	2	11.8116-0237.1	390509 ATE
3.2 V6 4motion	173	11/03→11/09		7H-A-200001→; +PR 2E4	2	11.8116-0126.2	390608 ATE
				07/04→; → 7H-A-050000; +PR 2E4	2	11.8116-0237.1	390509 ATE
						11.8116-0367.1	390600 ATE
				07/04→; +PR 2E3	2	11.8116-0237.1	390509 ATE
				07/04→; +PR 0WR; → 7H-8-027999	2	11.8116-0310.1	390611 ATE
<b>Führungshülzensatz, Bremssattel</b>							
1.9 TDI	62	01/06→11/09	←	+PR 2E3		11.0101-5706.2	260097 ATE
1.9 TDI	63	04/03→11/09					
1.9 TDI	75	06/06→11/09	←	→ 7H-A-050000; +PR 2E4		11.0101-5706.2	260097 ATE
1.9 TDI	77	04/03→11/09	→	+PR 0WR; → 7H-8-027999		11.0101-5409.2	260035 ATE
2.0	85	11/03→08/15					
2.5 TDi	120	11/03→11/09					
2.5 TDI	96	04/03→11/09					
2.5 TDI	128	04/03→11/09					
2.5 TDI 4motion	96	07/04→11/09					
2.5 TDI 4motion	128	07/04→11/09					
3.2 V6	170	02/04→06/04					
3.2 V6	173	02/04→11/09					
2.0 BiTDI	132	09/09→08/15	←	+PR 2E3		11.0101-5706.2	260097 ATE
2.0 BiTDI 4motion	132	09/09→08/15					
2.0 TDI	62	09/09→08/15	←	→ 7H-A-050000; +PR 2E4		11.0101-5706.2	260097 ATE
2.0 TDI	75	09/09→08/15					
2.0 TDI	103	09/09→08/15					
2.0 TDI 4motion	103	09/09→08/15					
2.0 TDI	84	05/11→08/15	←	+PR 2E3		11.0101-5706.2	260097 ATE
2.0 TDI	100	05/10→08/15					
2.0 TDI 4motion	100	05/10→08/15					
2.0 TSI	110	07/12→08/15					
2.0 TSI	150	05/11→08/15					
2.0 TSI 4motion	150	07/11→08/15					
3.2 V6 4motion	173	11/03→11/09	←	07/04→; → 7H-A-050000; +PR 2E4		11.0101-5706.2	260097 ATE
			←	07/04→; +PR 2E3		11.0101-5706.2	260097 ATE
			→	07/04→; +PR 0WR; → 7H-8-027999		11.0101-5409.2	260035 ATE
<b>Führungsbolzen, Bremssattel</b>							
1.9 TDI	62	01/06→11/09		+PR 0WR; → 7H-8-027999		11.8171-0008.1	990049 ATE
1.9 TDI	63	04/03→11/09					
1.9 TDI	75	06/06→11/09		→ 7H-A-050000; +PR 2E4		11.8171-0067.1	250153 ATE
1.9 TDI	77	04/03→11/09		+PR 2E3		11.8171-0067.1	250153 ATE
2.0	85	11/03→08/15					
2.5 TDi	120	11/03→11/09		7H-A-200001→; +PR 2E4		11.8171-0096.1	250155 ATE
2.5 TDI	96	04/03→11/09					
2.5 TDI	128	04/03→11/09					
2.5 TDI 4motion	96	07/04→11/09					
2.5 TDI 4motion	128	07/04→11/09					
3.2 V6	170	02/04→06/04					
3.2 V6	173	02/04→11/09					
↓							








	kw				! #		
<b>VW - TRANSPORTER T5 Bus (7HB, 7HJ, 7EB, 7EJ, 7EF, 7EG, 7HF, 7EC) 04/03→08/15</b>							
<b>Führungsbolzen, Bremsattel</b>							
2.0 BiTDI	132	09/09→08/15		→ 7H-A-050000; +PR 2E4		11.8171-0067.1 250153	ATE
2.0 BiTDI 4motion	132	09/09→08/15		+PR 2E3		11.8171-0067.1 250153	ATE
2.0 TDI	62	09/09→08/15					
2.0 TDI	75	09/09→08/15		7H-A-200001→; +PR 2E4		11.8171-0096.1 250155	ATE
2.0 TDI	103	09/09→08/15					
2.0 TDI 4motion	103	09/09→08/15					
2.0 TDI	84	05/11→08/15		+PR 2E3		11.8171-0067.1 250153	ATE
2.0 TSI	110	07/12→08/15		+PR 2E4		11.8171-0096.1 250155	ATE
2.0 TSI	150	05/11→08/15					
2.0 TSI 4motion	150	07/11→08/15					
2.0 TDI	100	05/10→08/15		+PR 2E3		11.8171-0067.1 250153	ATE
2.0 TDI 4motion	100	05/10→08/15		7H-A-200001→; +PR 2E4		11.8171-0096.1 250155	ATE
3.2 V6 4motion	173	11/03→11/09		07/04→; +PR 0WR; → 7H-8-027999		11.8171-0008.1 990049	ATE
				07/04→; → 7H-A-050000; +PR 2E4		11.8171-0067.1 250153	ATE
				07/04→; +PR 2E3		11.8171-0067.1 250153	ATE
				7H-A-200001→; +PR 2E4		11.8171-0096.1 250155	ATE
<b>Dichtungssatz, Bremsattel</b>							
1.9 TDI	62	01/06→11/09	←	+PR 2E3		11.0441-6008.2 250038	ATE für Kolben-Ø [mm]: 60
1.9 TDI	63	04/03→11/09					
1.9 TDI	75	06/06→11/09	←	→ 7H-A-050000; +PR 2E4		11.0441-6008.2 250038	ATE für Kolben-Ø [mm]: 60
1.9 TDI	77	04/03→11/09					
2.0	85	11/03→08/15					
2.0 BiTDI	132	09/09→08/15					
2.0 BiTDI 4motion	132	09/09→08/15					
2.0 TDI	62	09/09→08/15					
2.0 TDI	75	09/09→08/15					
2.0 TDI	103	09/09→08/15					
2.0 TDI 4motion	103	09/09→08/15					
2.5 Tdi	120	11/03→11/09					
2.5 TDI	96	04/03→11/09					
2.5 TDI	128	04/03→11/09					
2.5 TDI 4motion	96	07/04→11/09					
2.5 TDI 4motion	128	07/04→11/09					
3.2 V6	170	02/04→06/04					
3.2 V6	173	02/04→11/09					
2.0 TDI	84	05/11→08/15	←	+PR 2E3		11.0441-6008.2 250038	ATE für Kolben-Ø [mm]: 60
2.0 TDI	100	05/10→08/15					
2.0 TDI 4motion	100	05/10→08/15					
2.0 TSI	110	07/12→08/15					
2.0 TSI	150	05/11→08/15					
2.0 TSI 4motion	150	07/11→08/15					
3.2 V6 4motion	173	11/03→11/09	←	07/04→; → 7H-A-050000; +PR 2E4		11.0441-6008.2 250038	ATE für Kolben-Ø [mm]: 60
			←	07/04→; +PR 2E3		11.0441-6008.2 250038	ATE für Kolben-Ø [mm]: 60
<b>Bremsschlauch</b>							
1.9 TDI	62	01/06→11/09	←	+PR 0WL,0WN,0WM,0WP / 0WQ	2	24.5140-0514.3 331290	L= 520
1.9 TDI	63	04/03→11/09					
1.9 TDI	75	06/06→11/09	←	+PR 1BA,1BB,1BJ,1BV / 1MG,1MK,1ML, 2MD / 2MF,2MG,2ML	2	24.5140-0514.3 331290	L= 520
1.9 TDI	77	04/03→11/09					
2.0	85	11/03→08/15	←	+PR 0WR	2	83.6113-0552.3 330864	L= 552
2.0 BiTDI	132	09/09→08/15					
2.0 BiTDI 4motion	132	09/09→08/15	←	+PR 1BH,1BX,1MR,2MQ / 2MZ,2MU, 2MT	2	83.6113-0552.3 330864	L= 552
2.0 TDI	62	09/09→08/15					
2.0 TDI	75	09/09→08/15	→	am Bremsattel; für Fahrzeuge mit Bremskraftregler	2	24.5140-0194.3 331383	L= 194
2.0 TDI	100	05/10→08/15					
2.0 TDI	103	09/09→08/15	→	+PR 0E1,0E2,0WL,0WN / 0WM,0WP, 0WQ	2	24.5140-0194.3 331383	L= 194
2.0 TDI 4motion	100	05/10→08/15					
2.0 TDI 4motion	103	09/09→08/15	→	□ / am Bremsattel; +PR 0WR		24.5140-0240.3 330947	L= 240
2.5 Tdi	120	11/03→11/09					
2.5 TDI	96	04/03→11/09	→	□ / am Bremsattel; für Fahrzeuge ohne Bremskraftregler		24.5140-0240.3 330947	L= 240
2.5 TDI	128	04/03→11/09					
2.5 TDI 4motion	96	07/04→11/09	→	□ / am Bremsattel; für Fahrzeuge ohne Bremskraftregler		24.5140-0241.3 330948	L= 240
2.5 TDI 4motion	128	07/04→11/09					
3.2 V6	170	02/04→06/04					
3.2 V6	173	02/04→11/09	→	□ / am Bremsattel; +PR 0WR		24.5140-0241.3 330948	L= 240
			→	für Fahrzeuge mit Bremskraftregler	2	24.5237-0250.3 330880	L= 250
			→	für Fahrzeuge ohne Bremskraftregler	2	24.5237-0250.3 330880	L= 250
			→	+PR 0WR	2	24.5237-0250.3 330880	L= 250
2.0 TDI	84	05/11→08/15	←	+PR 1BA,1BB,1BJ,1BV / 1MG,1MK,1ML, 2MD / 2MF,2MG,2ML	2	24.5140-0514.3 331290	L= 520
2.0 TSI	110	07/12→08/15					
2.0 TSI	150	05/11→08/15	←	+PR 1BH,1BX,1MR,2MQ / 2MZ,2MU, 2MT	2	83.6113-0552.3 330864	L= 552
2.0 TSI 4motion	150	07/11→08/15					
			→		2	24.5140-0194.3 331383	L= 194
3.2 V6 4motion	173	11/03→11/09	←	07/04→; +PR 0WL,0WN,0WM,0WP / 0WQ	2	24.5140-0514.3 331290	L= 520





















	kw			 	! #			
<b>VW - TRANSPORTER T5 Bus (7HB, 7HJ, 7EB, 7EJ, 7EF, 7EG, 7HF, 7EC) 04/03→08/15</b>								
 <b>Bremsschlauch</b>								
3.2 V6 4motion	173	11/03→11/09	←	07/04→; +PR 1BA,1BB,1BJ,1BV / 1MG,1MK,1ML, 2MD / 2MF,2MG,2ML	2	24.5140-0514.3	331290	L= 520
			←	07/04→; +PR 1BH,1BX,1MR,2MQ / 2MZ,2MU, 2MT	2	83.6113-0552.3	330864	L= 552
			←	07/04→; +PR 0WR	2	83.6113-0552.3	330864	L= 552
			→	am Bremssattel; 07/04→; für Fahrzeuge mit Bremskraftregler	2	24.5140-0194.3	331383	L= 194
			→	07/04→; +PR 0E1,0E2,0WL,0WN / 0WM,0WP, 0WQ	2	24.5140-0194.3	331383	L= 194
			→	☐ / am Bremssattel; 07/04→; +PR 0WR		24.5140-0240.3	330947	L= 240
			→	☐ / am Bremssattel; 07/04→; für Fahrzeuge ohne Bremskraftregler		24.5140-0240.3	330947	L= 240
			→	☐ / am Bremssattel; 07/04→; +PR 0WR		24.5140-0241.3	330948	L= 240
			→	☐ / am Bremssattel; 07/04→; für Fahrzeuge ohne Bremskraftregler		24.5140-0241.3	330948	L= 240
			→	07/04→; für Fahrzeuge mit Bremskraftregler	2	24.5237-0250.3	330880	L= 250
			→	07/04→; für Fahrzeuge ohne Bremskraftregler	2	24.5237-0250.3	330880	L= 250
→	07/04→; +PR 0WR	2	24.5237-0250.3	330880	L= 250			
<b>VW - TRANSPORTER T5 Kasten (7HA, 7HH, 7EA, 7EH) 04/03→08/15</b>								
 <b>Bremssattel</b>								
1.9 TDI	62	01/06→11/09	←	☐; 7H-A-200001→; +PR 2E4		11.9441-9933.2	220911	ATE Ø 44 - Halter
	75		06/06→11/09	←	☐; 7H-A-200001→; +PR 2E4		11.9441-9934.2	220912
1.9 TDI 1.9 TDI 2.0 2.0 BiFuel 2.5 TDI 2.5 TDI 2.5 TDI 4motion 2.5 TDI 4motion 3.2 V6 3.2 V6	63 77 85 85 96 128 96 128 170 173	04/03→11/09 04/03→11/09 11/03→08/15 05/11→08/15 04/03→11/09 04/03→11/09 07/04→11/09 07/04→11/09 04/03→06/04 02/04→11/09	←	☐; 7H-A-200001→; +PR 2E4		11.9441-9933.2	220911	ATE Ø 44 - Halter
			←	☐; 7H-A-200001→; +PR 2E4		11.9441-9934.2	220912	ATE Ø 44 - Halter
			←	☐; → 7H-A-050000; +PR 2E4		11.9601-9721.2	220875	ATE Ø 60 - Halter
			←	☐; → 7H-A-050000; +PR 2E4		11.9601-9722.2	220876	ATE Ø 60 - Halter
			←	☐; +PR 2E3		24.3601-9947.5	240597	ATE Ø 60 - Halter
			←	☐; +PR 2E3		24.3601-9948.5	240598	ATE Ø 60 - Halter
			→	☐; +PR 0WR; → 7H-8-027999		11.9441-9949.2	220803	ATE Ø 44 - Halter
			→	☐; +PR 0WR; → 7H-8-027999		11.9441-9950.2	220804	ATE Ø 44 - Halter
			→	☐; 7H-8-028000→; +PR 0WR; → 7H-8-200000		24.3414-1711.7	220677	TRW Ø 41 - Halter
			→	☐; 7H-6-000001→; +PR 2E3,2E4; → 7H-A-050000		24.3414-1711.7	220677	TRW Ø 41 - Halter
			→	☐; 7H-A-200001→		24.3414-1711.7	220677	TRW Ø 41 - Halter
			→	☐; 7H-A-200001→; +PR 2E4		11.9441-9933.2	220911	ATE Ø 44 - Halter
			→	☐; 7H-A-200001→; +PR 2E4		11.9441-9934.2	220912	ATE Ø 44 - Halter
			→	☐; → 7H-A-050000; +PR 2E4		11.9601-9721.2	220875	ATE Ø 60 - Halter
→	☐; → 7H-A-050000; +PR 2E4		11.9601-9722.2	220876	ATE Ø 60 - Halter			
→	☐; +PR 2E3		24.3601-9947.5	240597	ATE Ø 60 - Halter			
→	☐; +PR 2E3		24.3601-9948.5	240598	ATE Ø 60 - Halter			
→	☐; +PR 0WR; → 7H-8-027999		11.9441-9949.2	220803	ATE Ø 44 - Halter			
→	☐; +PR 0WR; → 7H-8-027999		11.9441-9950.2	220804	ATE Ø 44 - Halter			
→	☐; +PR 0WL,0WN / 0WM,0WP,0WQ; → 7H-5-120000		24.3414-1711.7	220677	TRW Ø 41 - Halter			
→	☐; 7H-6-000001→; +PR 2E3,2E4; → 7H-A-050000		24.3414-1711.7	220677	TRW Ø 41 - Halter			
→	☐; 7H-8-028000→; +PR 0WR; → 7H-8-200000		24.3414-1711.7	220677	TRW Ø 41 - Halter			
→	☐; 7H-A-200001→		24.3414-1711.7	220677	TRW Ø 41 - Halter			
2.0 BiTDI 2.0 BiTDI 4motion 2.0 TDI 2.0 TDI 2.0 TDI 2.0 TDI 4motion	132 132 62 75 103 103	09/09→08/15 09/09→08/15 09/09→08/15 09/09→08/15 09/09→08/15 09/09→08/15	←	☐; 7H-A-200001→; +PR 2E4		11.9441-9933.2	220911	ATE Ø 44 - Halter
			←	☐; 7H-A-200001→; +PR 2E4		11.9441-9934.2	220912	ATE Ø 44 - Halter
			←	☐; → 7H-A-050000; +PR 2E4		11.9601-9721.2	220875	ATE Ø 60 - Halter
			←	☐; → 7H-A-050000; +PR 2E4		11.9601-9722.2	220876	ATE Ø 60 - Halter
			←	☐; +PR 2E3		24.3601-9947.5	240597	ATE Ø 60 - Halter
			←	☐; +PR 2E3		24.3601-9948.5	240598	ATE Ø 60 - Halter
			→	☐; 7H-6-000001→; +PR 2E3,2E4; → 7H-A-050000		24.3414-1711.7	220677	TRW Ø 41 - Halter
			↓					









	kW			 	! #		
<b>VW - TRANSPORTER T5 Kasten (7HA, 7HH, 7EA, 7EH) 04/03→08/15</b>							
<b>Bremssattel</b>							
2.0 BiTDI 2.0 BiTDI 4motion 2.0 TDI 2.0 TDI 2.0 TDI 2.0 TDI 4motion	132 132 62 75 103 103	09/09→08/15 09/09→08/15 09/09→08/15 09/09→08/15 09/09→08/15 09/09→08/15	➔	☐; 7H-A-200001→		24.3414-1711.7 220677	TRW Ø 41 - Halter
2.0 TDI 2.0 TSI 2.0 TSI 2.0 TSI 4motion	84 110 150 150	05/11→08/15 07/12→08/15 05/11→08/15 07/11→08/15	➔ ➔ ➔ ➔	☐; +PR 2E4 ☐; +PR 2E4 ☐; +PR 2E3 ☐; +PR 2E3		11.9441-9933.2 220911 11.9441-9934.2 220912 24.3601-9947.5 240597 24.3601-9948.5 240598	ATE Ø 44 - Halter ATE Ø 44 - Halter ATE Ø 60 - Halter ATE Ø 60 - Halter
2.0 TDI 2.0 TDI 4motion	100 100	05/10→08/15 05/10→08/15	➔ ➔ ➔ ➔ ➔	☐; 7H-A-200001→; +PR 2E4 ☐; 7H-A-200001→; +PR 2E4 ☐; +PR 2E3 ☐; +PR 2E3 ☐		11.9441-9933.2 220911 11.9441-9934.2 220912 24.3601-9947.5 240597 24.3601-9948.5 240598 24.3414-1711.7 220677	ATE Ø 44 - Halter ATE Ø 44 - Halter ATE Ø 60 - Halter ATE Ø 60 - Halter TRW Ø 41 - Halter
3.2 4motion	173	11/03→11/09	➔ ➔ ➔ ➔ ➔ ➔ ➔ ➔ ➔ ➔ ➔ ➔ ➔ ➔ ➔	☐; 7H-A-200001→; +PR 2E4 ☐; 7H-A-200001→; +PR 2E4 ☐; 07/04→; → 7H-A-050000; +PR 2E4 ☐; 07/04→; → 7H-A-050000; +PR 2E4 ☐; 07/04→; +PR 2E3 ☐; 07/04→; +PR 2E3 ☐; 07/04→; +PR 0WR; → 7H-8-027999 ☐; 07/04→; +PR 0WR; → 7H-8-027999 ☐; 7H-6-000001→; +PR 2E3,2E4; → 7H-A-050000 ☐; 07/04→; +PR OWL,0WN / 0WM,0WP,0WQ; → 7H-5-120000 ☐; 7H-8-028000→; +PR 0WR; → 7H-8-200000 ☐; 7H-A-200001→		11.9441-9933.2 220911 11.9441-9934.2 220912 11.9601-9721.2 220875 11.9601-9722.2 220876 24.3601-9947.5 240597 24.3601-9948.5 240598 11.9441-9949.2 220803 11.9441-9950.2 220804 24.3414-1711.7 220677 24.3414-1711.7 220677 24.3414-1711.7 220677 24.3414-1711.7 220677	ATE Ø 44 - Halter ATE Ø 44 - Halter ATE Ø 60 - Halter ATE Ø 60 - Halter ATE Ø 60 - Halter ATE Ø 60 - Halter ATE Ø 44 - Halter ATE Ø 44 - Halter TRW Ø 41 - Halter TRW Ø 41 - Halter TRW Ø 41 - Halter TRW Ø 41 - Halter
<b>Halter, Bremssattel</b>							
1.9 TDI 1.9 TDI 1.9 TDI 1.9 TDI 2.0 2.0 BiFuel 2.0 BiTDI 2.0 BiTDI 4motion 2.0 TDI 2.0 TDI 2.0 TDI 2.0 TDI 4motion 2.5 TDI 2.5 TDI 2.5 TDI 4motion 2.5 TDI 4motion 3.2 V6 3.2 V6 3.2 4motion	62 63 75 77 85 85 132 132 62 75 103 103 96 128 96 128 170 173 173	01/06→11/09 04/03→11/09 06/06→11/09 04/03→11/09 11/03→08/15 05/11→08/15 09/09→08/15 09/09→08/15 09/09→08/15 09/09→08/15 09/09→08/15 09/09→08/15 04/03→11/09 04/03→11/09 07/04→11/09 07/04→11/09 04/03→06/04 02/04→11/09 11/03→11/09	➔ ➔ ➔ ➔ ➔ ➔ ➔ ➔ ➔ ➔ ➔ ➔ ➔ ➔ ➔ ➔ ➔ ➔ ➔ ➔	→ 7H-A-050000; +PR 2E4		11.8170-0955.1 260109	ATE
3.2 4motion	173	11/03→11/09	➔	07/04→; → 7H-A-050000; +PR 2E4		11.8170-0955.1 260109	ATE
<b>Feder, Bremssattel</b>							
1.9 TDI 1.9 TDI 1.9 TDI 1.9 TDI 2.0 2.0 BiFuel 2.5 TDI 2.5 TDI 2.5 TDI 4motion 2.5 TDI 4motion 3.2 V6 3.2 V6 2.0 BiTDI 2.0 BiTDI 4motion 2.0 TDI	62 63 75 77 85 85 96 128 96 128 170 173 132 132 62	01/06→11/09 04/03→11/09 06/06→11/09 04/03→11/09 11/03→08/15 05/11→08/15 04/03→11/09 04/03→11/09 07/04→11/09 07/04→11/09 04/03→06/04 02/04→11/09 09/09→08/15 09/09→08/15 09/09→08/15		7H-A-200001→; +PR 2E4 → 7H-A-050000; +PR 2E4 +PR 2E3 +PR 0WR; → 7H-8-027999	2 2 2 2	11.8116-0126.2 390608 11.8116-0237.1 390509 11.8116-0367.1 390600 11.8116-0237.1 390509 11.8116-0310.1 390611	ATE ATE ATE ATE ATE
2.0 BiTDI 2.0 BiTDI 4motion 2.0 TDI	132 132 62	09/09→08/15 09/09→08/15 09/09→08/15		7H-A-200001→; +PR 2E4 → 7H-A-050000; +PR 2E4	2 2	11.8116-0126.2 390608 11.8116-0237.1 390509	ATE ATE








	kW			 	! #		
<b>VW - TRANSPORTER T5 Kasten (7HA, 7HH, 7EA, 7EH) 04/03→08/15</b>							
<b>Feder, Bremssattel</b>							
2.0 TDI	75	09/09→08/15		→ 7H-A-050000; +PR 2E4		11.8116-0367.1 390600	ATE
2.0 TDI	103	09/09→08/15		+PR 2E3	2	11.8116-0237.1 390509	ATE
2.0 TDI 4motion	103	09/09→08/15					
2.0 TDI	84	05/11→08/15		+PR 2E4	2	11.8116-0126.2 390608	ATE
2.0 TSI	110	07/12→08/15		+PR 2E3	2	11.8116-0237.1 390509	ATE
2.0 TSI	150	05/11→08/15					
2.0 TSI 4motion	150	07/11→08/15					
2.0 TDI	100	05/10→08/15		7H-A-200001→; +PR 2E4	2	11.8116-0126.2 390608	ATE
2.0 TDI 4motion	100	05/10→08/15		+PR 2E3	2	11.8116-0237.1 390509	ATE
3.2 4motion	173	11/03→11/09		7H-A-200001→; +PR 2E4	2	11.8116-0126.2 390608	ATE
				07/04→; → 7H-A-050000; +PR 2E4	2	11.8116-0237.1 390509	ATE
						11.8116-0367.1 390600	ATE
				07/04→; +PR 2E3	2	11.8116-0237.1 390509	ATE
				07/04→; +PR 0WR; → 7H-8-027999	2	11.8116-0310.1 390611	ATE
<b>Führungshülzensatz, Bremssattel</b>							
1.9 TDI	62	01/06→11/09	←	+PR 2E3		11.0101-5706.2 260097	ATE
1.9 TDI	63	04/03→11/09					
1.9 TDI	75	06/06→11/09	←	→ 7H-A-050000; +PR 2E4		11.0101-5706.2 260097	ATE
1.9 TDI	77	04/03→11/09	→	+PR 0WR; → 7H-8-027999		11.0101-5409.2 260035	ATE
2.0	85	11/03→08/15					
2.0 BiFuel	85	05/11→08/15					
2.5 TDI	96	04/03→11/09					
2.5 TDI	128	04/03→11/09					
2.5 TDI 4motion	96	07/04→11/09					
2.5 TDI 4motion	128	07/04→11/09					
3.2 V6	170	04/03→06/04					
3.2 V6	173	02/04→11/09					
2.0 BiTDI	132	09/09→08/15	←	+PR 2E3		11.0101-5706.2 260097	ATE
2.0 BiTDI 4motion	132	09/09→08/15					
2.0 TDI	62	09/09→08/15	←	→ 7H-A-050000; +PR 2E4		11.0101-5706.2 260097	ATE
2.0 TDI	75	09/09→08/15					
2.0 TDI	103	09/09→08/15					
2.0 TDI 4motion	103	09/09→08/15					
2.0 TDI	84	05/11→08/15	←	+PR 2E3		11.0101-5706.2 260097	ATE
2.0 TDI	100	05/10→08/15					
2.0 TDI 4motion	100	05/10→08/15					
2.0 TSI	110	07/12→08/15					
2.0 TSI	150	05/11→08/15					
2.0 TSI 4motion	150	07/11→08/15					
3.2 4motion	173	11/03→11/09	←	07/04→; → 7H-A-050000; +PR 2E4		11.0101-5706.2 260097	ATE
			←	07/04→; +PR 2E3		11.0101-5706.2 260097	ATE
			→	07/04→; +PR 0WR; → 7H-8-027999		11.0101-5409.2 260035	ATE
<b>Führungsbolzen, Bremssattel</b>							
1.9 TDI	62	01/06→11/09		+PR 0WR; → 7H-8-027999		11.8171-0008.1 990049	ATE
1.9 TDI	63	04/03→11/09					
1.9 TDI	75	06/06→11/09		→ 7H-A-050000; +PR 2E4		11.8171-0067.1 250153	ATE
1.9 TDI	77	04/03→11/09		+PR 2E3		11.8171-0067.1 250153	ATE
2.0	85	11/03→08/15					
2.0 BiFuel	85	05/11→08/15		7H-A-200001→; +PR 2E4		11.8171-0096.1 250155	ATE
2.5 TDI	96	04/03→11/09					
2.5 TDI	128	04/03→11/09					
2.5 TDI 4motion	96	07/04→11/09					
2.5 TDI 4motion	128	07/04→11/09					
3.2 V6	170	04/03→06/04					
3.2 V6	173	02/04→11/09					
2.0 BiTDI	132	09/09→08/15		→ 7H-A-050000; +PR 2E4		11.8171-0067.1 250153	ATE
2.0 BiTDI 4motion	132	09/09→08/15					
2.0 TDI	62	09/09→08/15		+PR 2E3		11.8171-0067.1 250153	ATE
2.0 TDI	75	09/09→08/15		7H-A-200001→; +PR 2E4		11.8171-0096.1 250155	ATE
2.0 TDI	103	09/09→08/15					
2.0 TDI 4motion	103	09/09→08/15					
2.0 TDI	84	05/11→08/15		+PR 2E3		11.8171-0067.1 250153	ATE
2.0 TSI	110	07/12→08/15		+PR 2E4		11.8171-0096.1 250155	ATE
2.0 TSI	150	05/11→08/15					
2.0 TSI 4motion	150	07/11→08/15					
2.0 TDI	100	05/10→08/15		+PR 2E3		11.8171-0067.1 250153	ATE
2.0 TDI 4motion	100	05/10→08/15		7H-A-200001→; +PR 2E4		11.8171-0096.1 250155	ATE
3.2 4motion	173	11/03→11/09		07/04→; +PR 0WR; → 7H-8-027999		11.8171-0008.1 990049	ATE
				07/04→; → 7H-A-050000; +PR 2E4		11.8171-0067.1 250153	ATE
				07/04→; +PR 2E3		11.8171-0067.1 250153	ATE
				7H-A-200001→; +PR 2E4		11.8171-0096.1 250155	ATE
↓							








	kW			 	! #		
<b>VW - TRANSPORTER T5 Kasten (7HA, 7HH, 7EA, 7EH) 04/03→08/15</b>							
<b>Dichtungssatz, Bremsattel</b>							
1.9 TDI	62	01/06→11/09	←	+PR 2E3		11.0441-6008.2 250038	ATE für Kolben-Ø [mm]: 60
1.9 TDI	63	04/03→11/09	←	→ 7H-A-050000; +PR 2E4		11.0441-6008.2 250038	ATE für Kolben-Ø [mm]: 60
1.9 TDI	75	06/06→11/09					
1.9 TDI	77	04/03→11/09					
2.0	85	11/03→08/15					
2.0 BiFuel	85	05/11→08/15					
2.0 BiTDI	132	09/09→08/15					
2.0 BiTDI 4motion	132	09/09→08/15					
2.0 TDI	62	09/09→08/15					
2.0 TDI	75	09/09→08/15					
2.0 TDI	103	09/09→08/15					
2.0 TDI 4motion	103	09/09→08/15					
2.5 TDI	96	04/03→11/09					
2.5 TDI	128	04/03→11/09					
2.5 TDI 4motion	96	07/04→11/09					
2.5 TDI 4motion	128	07/04→11/09					
3.2 V6	170	04/03→06/04					
3.2 V6	173	02/04→11/09					
2.0 TDI	84	05/11→08/15	←	+PR 2E3		11.0441-6008.2 250038	ATE für Kolben-Ø [mm]: 60
2.0 TDI	100	05/10→08/15					
2.0 TDI 4motion	100	05/10→08/15					
2.0 TSI	110	07/12→08/15					
2.0 TSI	150	05/11→08/15					
2.0 TSI 4motion	150	07/11→08/15					
3.2 4motion	173	11/03→11/09	←	07/04→; → 7H-A-050000; +PR 2E4		11.0441-6008.2 250038	ATE für Kolben-Ø [mm]: 60
			←	07/04→; +PR 2E3		11.0441-6008.2 250038	ATE für Kolben-Ø [mm]: 60
<b>Bremsschlauch</b>							
1.9 TDI	62	01/06→11/09	←	+PR OWL,0WN,0WM,0WP / 0WQ	2	24.5140-0514.3 331290	L= 520
1.9 TDI	63	04/03→11/09	←	+PR 1BA,1BB,1BJ,1BV / 1MG,1MK,1ML, 2MD / 2MF,2MG,2ML	2	24.5140-0514.3 331290	L= 520
1.9 TDI	75	06/06→11/09					
1.9 TDI	77	04/03→11/09					
2.0	85	11/03→08/15	←	+PR OWR	2	83.6113-0552.3 330864	L= 552
2.0 BiFuel	85	05/11→08/15					
2.0 BiTDI	132	09/09→08/15	←	+PR 1BH,1BX,1MR,2MQ / 2MZ,2MU, 2MT	2	83.6113-0552.3 330864	L= 552
2.0 BiTDI 4motion	132	09/09→08/15					
2.0 TDI	62	09/09→08/15	→	am Bremsattel; für Fahrzeuge mit Bremskraftregler	2	24.5140-0194.3 331383	L= 194
2.0 TDI	75	09/09→08/15					
2.0 TDI	100	05/10→08/15	→	+PR 0E1,0E2,0WL,0WN / 0WM,0WP, 0WQ	2	24.5140-0194.3 331383	L= 194
2.0 TDI	103	09/09→08/15					
2.0 TDI 4motion	100	05/10→08/15	→	□ / am Bremsattel; +PR OWR		24.5140-0240.3 330947	L= 240
2.0 TDI 4motion	103	09/09→08/15	→	□ / am Bremsattel; für Fahrzeuge ohne Bremskraftregler		24.5140-0240.3 330947	L= 240
2.5 TDI	96	04/03→11/09	→	□ / am Bremsattel; für Fahrzeuge ohne Bremskraftregler		24.5140-0241.3 330948	L= 240
2.5 TDI	128	04/03→11/09	→	□ / am Bremsattel; für Fahrzeuge ohne Bremskraftregler		24.5140-0241.3 330948	L= 240
2.5 TDI 4motion	96	07/04→11/09	→	□ / am Bremsattel; für Fahrzeuge ohne Bremskraftregler		24.5140-0241.3 330948	L= 240
2.5 TDI 4motion	128	07/04→11/09	→	□ / am Bremsattel; für Fahrzeuge ohne Bremskraftregler		24.5140-0241.3 330948	L= 240
3.2 V6	170	04/03→06/04	→	□ / am Bremsattel; +PR OWR		24.5140-0241.3 330948	L= 240
3.2 V6	173	02/04→11/09	→	für Fahrzeuge mit Bremskraftregler	2	24.5237-0250.3 330880	L= 250
			→	für Fahrzeuge ohne Bremskraftregler	2	24.5237-0250.3 330880	L= 250
			→	+PR OWR	2	24.5237-0250.3 330880	L= 250
2.0 TDI	84	05/11→08/15	←	+PR 1BA,1BB,1BJ,1BV / 1MG,1MK,1ML, 2MD / 2MF,2MG,2ML	2	24.5140-0514.3 331290	L= 520
2.0 TSI	110	07/12→08/15					
2.0 TSI	150	05/11→08/15	←	+PR 1BH,1BX,1MR,2MQ / 2MZ,2MU, 2MT	2	83.6113-0552.3 330864	L= 552
2.0 TSI 4motion	150	07/11→08/15	→		2	24.5140-0194.3 331383	L= 194
3.2 4motion	173	11/03→11/09	←	07/04→; +PR OWL,0WN,0WM,0WP / 0WQ	2	24.5140-0514.3 331290	L= 520
			←	07/04→; +PR 1BA,1BB,1BJ,1BV / 1MG,1MK,1ML, 2MD / 2MF,2MG,2ML	2	24.5140-0514.3 331290	L= 520
			←	07/04→; +PR 1BH,1BX,1MR,2MQ / 2MZ,2MU, 2MT	2	83.6113-0552.3 330864	L= 552
			←	07/04→; +PR OWR	2	83.6113-0552.3 330864	L= 552
			→	am Bremsattel; 07/04→; für Fahrzeuge mit Bremskraftregler	2	24.5140-0194.3 331383	L= 194
			→	07/04→; +PR 0E1,0E2,0WL,0WN / 0WM,0WP, 0WQ	2	24.5140-0194.3 331383	L= 194
			→	□ / am Bremsattel; 07/04→; +PR OWR		24.5140-0240.3 330947	L= 240
			→	□ / am Bremsattel; 07/04→; für Fahrzeuge ohne Bremskraftregler		24.5140-0240.3 330947	L= 240
			→	□ / am Bremsattel; 07/04→; +PR OWR		24.5140-0241.3 330948	L= 240
			→	□ / am Bremsattel; 07/04→; für Fahrzeuge ohne Bremskraftregler		24.5140-0241.3 330948	L= 240

	kw			 	! #			
<b>VW - TRANSPORTER T5 Kasten (7HA, 7HH, 7EA, 7EH) 04/03→08/15</b>								
 <b>Bremsschlauch</b>								
3.2 4motion	173	11/03→11/09	➡	07/04→; für Fahrzeuge mit Bremskraftregler	2	24.5237-0250.3	330880	L= 250
			➡	07/04→; für Fahrzeuge ohne Bremskraftregler	2	24.5237-0250.3	330880	L= 250
			➡	07/04→; +PR OWR	2	24.5237-0250.3	330880	L= 250
<b>VW - TRANSPORTER T5 Pritsche/Fahrgestell (7JD, 7JE, 7JL, 7JY, 7JZ 04/03→08/15</b>								
 <b>Bremssattel</b>								
1.9 TDI	62	01/06→11/09	←	☐; 7J-A-200001→; +PR 2E4		11.9441-9933.2	220911	ATE Ø 44 - Halter
1.9 TDI	63	04/03→11/09	←	☐; 7J-A-200001→; +PR 2E4		11.9441-9934.2	220912	ATE Ø 44 - Halter
1.9 TDI	75	06/06→11/09	←	☐; 7J-A-200001→; +PR 2E4		11.9441-9934.2	220912	ATE Ø 44 - Halter
1.9 TDI	77	04/03→11/09	←	☐; → 7J-A-010000; +PR 2E4		11.9601-9721.2	220875	ATE Ø 60 - Halter
2.0	85	11/03→05/13	←	☐; → 7J-A-010000; +PR 2E4		11.9601-9721.2	220875	ATE Ø 60 - Halter
2.5 TDI	96	04/03→11/09	←	☐; → 7J-A-010000; +PR 2E4		11.9601-9722.2	220876	ATE Ø 60 - Halter
2.5 TDI	128	04/03→11/09	←	☐; +PR 2E3		24.3601-9947.5	240597	ATE Ø 60 - Halter
2.5 TDI 4motion	96	07/04→11/09	←	☐; +PR 2E3		24.3601-9947.5	240597	ATE Ø 60 - Halter
3.2 V6	170	02/04→11/09	←	☐; +PR 2E3		24.3601-9948.5	240598	ATE Ø 60 - Halter
3.2 V6	173	08/03→05/06	➡	☐; → 7J-8-000788; +PR OWR,0E0,0E9		11.9441-9949.2	220803	ATE Ø 44 - Halter
			➡	☐; → 7J-8-000788; +PR OWR,0E0,0E9		11.9441-9950.2	220804	ATE Ø 44 - Halter
			➡	☐; 7J-8-000789→ 7J-8-030000; +PR OWR,0E0,0E9		24.3414-1711.7	220677	TRW Ø 41 - Halter
			➡	☐; 7J-A-200001→		24.3414-1711.7	220677	TRW Ø 41 - Halter
			➡	☐; → 7J-A-010000; +PR 2E3,2E4		24.3414-1711.7	220677	TRW Ø 41 - Halter
2.0 BiTDI	132	09/09→08/15	←	☐; 7J-A-200001→; +PR 2E4		11.9441-9933.2	220911	ATE Ø 44 - Halter
2.0 BiTDI 4motion	132	09/09→08/15	←	☐; 7J-A-200001→; +PR 2E4		11.9441-9933.2	220911	ATE Ø 44 - Halter
2.0 TDI	62	09/09→08/15	←	☐; 7J-A-200001→; +PR 2E4		11.9441-9934.2	220912	ATE Ø 44 - Halter
2.0 TDI	75	09/09→08/15	←	☐; → 7J-A-010000; +PR 2E4		11.9601-9721.2	220875	ATE Ø 60 - Halter
2.0 TDI	103	09/09→08/15	←	☐; → 7J-A-010000; +PR 2E4		11.9601-9721.2	220875	ATE Ø 60 - Halter
2.0 TDI 4motion	103	09/09→08/15	←	☐; → 7J-A-010000; +PR 2E4		11.9601-9722.2	220876	ATE Ø 60 - Halter
			←	☐; +PR 2E3		24.3601-9947.5	240597	ATE Ø 60 - Halter
			←	☐; +PR 2E3		24.3601-9948.5	240598	ATE Ø 60 - Halter
			➡	☐; 7J-A-200001→		24.3414-1711.7	220677	TRW Ø 41 - Halter
			➡	☐; → 7J-A-010000; +PR 2E3,2E4		24.3414-1711.7	220677	TRW Ø 41 - Halter
2.0 TDI	84	05/11→08/15	←	☐; +PR 2E4		11.9441-9933.2	220911	ATE Ø 44 - Halter
2.0 TDI	100	05/10→08/15	←	☐; +PR 2E4		11.9441-9934.2	220912	ATE Ø 44 - Halter
2.0 TDI 4motion	100	05/10→08/15	←	☐; +PR 2E4		11.9441-9934.2	220912	ATE Ø 44 - Halter
2.0 TSI	110	07/12→08/15	←	☐; +PR 2E3		24.3601-9947.5	240597	ATE Ø 60 - Halter
			←	☐; +PR 2E3		24.3601-9948.5	240598	ATE Ø 60 - Halter
			➡	☐		24.3414-1711.7	220677	TRW Ø 41 - Halter
2.5 TDI 4motion	128	04/04→11/09	←	☐; 7J-A-200001→; +PR 2E4		11.9441-9933.2	220911	ATE Ø 44 - Halter
			←	☐; 7J-A-200001→; +PR 2E4		11.9441-9934.2	220912	ATE Ø 44 - Halter
			←	☐; 07/04→; → 7J-A-010000; +PR 2E4		11.9601-9721.2	220875	ATE Ø 60 - Halter
			←	☐; 07/04→; → 7J-A-010000; +PR 2E4		11.9601-9722.2	220876	ATE Ø 60 - Halter
			←	☐; 07/04→; +PR 2E3		24.3601-9947.5	240597	ATE Ø 60 - Halter
			←	☐; 07/04→; +PR 2E3		24.3601-9948.5	240598	ATE Ø 60 - Halter
			➡	☐; 07/04→; → 7J-8-000788; +PR OWR,0E0,0E9		11.9441-9949.2	220803	ATE Ø 44 - Halter
			➡	☐; 07/04→; → 7J-8-000788; +PR OWR,0E0,0E9		11.9441-9950.2	220804	ATE Ø 44 - Halter
			➡	☐; 7J-8-000789→ 7J-8-030000; +PR OWR,0E0,0E9		24.3414-1711.7	220677	TRW Ø 41 - Halter
			➡	☐; 7J-A-200001→		24.3414-1711.7	220677	TRW Ø 41 - Halter
			➡	☐; 07/04→; → 7J-A-010000; +PR 2E3,2E4		24.3414-1711.7	220677	TRW Ø 41 - Halter
3.2 4motion	170	11/03→11/09	←	☐; 7H-A-200001→; +PR 2E4		11.9441-9933.2	220911	ATE Ø 44 - Halter
			←	☐; 7H-A-200001→; +PR 2E4		11.9441-9934.2	220912	ATE Ø 44 - Halter
			←	☐; 07/04→; → 7H-A-050000; +PR 2E4		11.9601-9721.2	220875	ATE Ø 60 - Halter
			←	☐; 07/04→; → 7H-A-050000; +PR 2E4		11.9601-9722.2	220876	ATE Ø 60 - Halter
			←	☐; 07/04→; +PR 2E3		24.3601-9947.5	240597	ATE Ø 60 - Halter
			←	☐; 07/04→; +PR 2E3		24.3601-9948.5	240598	ATE Ø 60 - Halter
			➡	☐; 07/04→; +PR OWR; → 7H-8-027999		11.9441-9949.2	220803	ATE Ø 44 - Halter
			➡	☐; 07/04→; +PR OWR; → 7H-8-027999		11.9441-9950.2	220804	ATE Ø 44 - Halter



	kw			 	! #		
<b>VW - TRANSPORTER T5 Pritsche/Fahrgestell (7JD, 7JE, 7JL, 7JY, 7JZ 04/03→08/15)</b>							
<b> Bremssattel</b>							
3.2 4motion	170	11/03→11/09	➡	☐; 7H-6-000001→; +PR 2E3,2E4; → 7H-A-050000		24.3414-1711.7 220677	TRW Ø 41 - Halter
			➡	☐; 07/04→; +PR OWL,OWN / OWM,OWP,OWQ; → 7H-5-120000		24.3414-1711.7 220677	TRW Ø 41 - Halter
			➡	☐; 7H-8-028000→; +PR OWR; → 7H-8-200000		24.3414-1711.7 220677	TRW Ø 41 - Halter
			➡	☐; 7H-A-200001→		24.3414-1711.7 220677	TRW Ø 41 - Halter
<b>Halter, Bremssattel</b>							
1.9 TDI	62	01/06→11/09	←	→ 7J-A-010000; +PR 2E4		11.8170-0955.1 260109	ATE
1.9 TDI	63	04/03→11/09					
1.9 TDI	75	06/06→11/09					
1.9 TDI	77	04/03→11/09					
2.0	85	11/03→05/13					
2.0 BiTDI	132	09/09→08/15					
2.0 BiTDI 4motion	132	09/09→08/15					
2.0 TDI	62	09/09→08/15					
2.0 TDI	75	09/09→08/15					
2.0 TDI	103	09/09→08/15					
2.0 TDI 4motion	103	09/09→08/15					
2.5 TDI	96	04/03→11/09					
2.5 TDI	128	04/03→11/09					
2.5 TDI 4motion	96	07/04→11/09					
3.2 V6	170	02/04→11/09					
3.2 V6	173	08/03→05/06					
2.5 TDI 4motion	128	04/04→11/09	←	07/04→; → 7J-A-010000; +PR 2E4		11.8170-0955.1 260109	ATE
3.2 4motion	170	11/03→11/09	←	07/04→; → 7H-A-050000; +PR 2E4		11.8170-0955.1 260109	ATE
<b>Feder, Bremssattel</b>							
1.9 TDI	62	01/06→11/09		7J-A-200001→; +PR 2E4	2	11.8116-0126.2 390608	ATE
1.9 TDI	63	04/03→11/09		→ 7J-A-010000; +PR 2E4	2	11.8116-0237.1 390509	ATE
1.9 TDI	75	06/06→11/09				11.8116-0367.1 390600	ATE
1.9 TDI	77	04/03→11/09					
2.0	85	11/03→05/13		+PR 2E3	2	11.8116-0237.1 390509	ATE
2.5 TDI	96	04/03→11/09		→ 7J-8-000788; +PR OWR,0E0,0E9	2	11.8116-0310.1 390611	ATE
2.5 TDI	128	04/03→11/09					
2.5 TDI 4motion	96	07/04→11/09					
3.2 V6	170	02/04→11/09					
3.2 V6	173	08/03→05/06					
2.0 BiTDI	132	09/09→08/15		7J-A-200001→; +PR 2E4	2	11.8116-0126.2 390608	ATE
2.0 BiTDI 4motion	132	09/09→08/15		→ 7J-A-010000; +PR 2E4	2	11.8116-0237.1 390509	ATE
2.0 TDI	62	09/09→08/15				11.8116-0367.1 390600	ATE
2.0 TDI	75	09/09→08/15					
2.0 TDI	103	09/09→08/15		+PR 2E3	2	11.8116-0237.1 390509	ATE
2.0 TDI 4motion	103	09/09→08/15					
2.0 TDI	84	05/11→08/15		+PR 2E4	2	11.8116-0126.2 390608	ATE
2.0 TDI	100	05/10→08/15					
2.0 TDI 4motion	100	05/10→08/15		+PR 2E3	2	11.8116-0237.1 390509	ATE
2.0 TSI	110	07/12→08/15					
2.5 TDI 4motion	128	04/04→11/09		7J-A-200001→; +PR 2E4	2	11.8116-0126.2 390608	ATE
				07/04→; → 7J-A-010000; +PR 2E4	2	11.8116-0237.1 390509	ATE
						11.8116-0367.1 390600	ATE
				07/04→; +PR 2E3	2	11.8116-0237.1 390509	ATE
				07/04→; → 7J-8-000788; +PR OWR,0E0,0E9	2	11.8116-0310.1 390611	ATE
3.2 4motion	170	11/03→11/09		7H-A-200001→; +PR 2E4	2	11.8116-0126.2 390608	ATE
				07/04→; → 7H-A-050000; +PR 2E4	2	11.8116-0237.1 390509	ATE
						11.8116-0367.1 390600	ATE
				07/04→; +PR 2E3	2	11.8116-0237.1 390509	ATE
				07/04→; +PR OWR; → 7H-8-027999	2	11.8116-0310.1 390611	ATE
<b>Führungshülzensatz, Bremssattel</b>							
1.9 TDI	62	01/06→11/09	←	→ 7J-A-010000; +PR 2E4		11.0101-5706.2 260097	ATE
1.9 TDI	63	04/03→11/09	←	+PR 2E3		11.0101-5706.2 260097	ATE
1.9 TDI	75	06/06→11/09	←				
1.9 TDI	77	04/03→11/09	➡	→ 7J-8-000788; +PR OWR,0E0,0E9		11.0101-5409.2 260035	ATE
2.0	85	11/03→05/13					
2.5 TDI	96	04/03→11/09					
2.5 TDI	128	04/03→11/09					
2.5 TDI 4motion	96	07/04→11/09					
3.2 V6	170	02/04→11/09					
3.2 V6	173	08/03→05/06					
2.0 BiTDI	132	09/09→08/15	←	→ 7J-A-010000; +PR 2E4		11.0101-5706.2 260097	ATE
2.0 BiTDI 4motion	132	09/09→08/15	←	+PR 2E3		11.0101-5706.2 260097	ATE
2.0 TDI	62	09/09→08/15	←				
↓							

	kW					! #		
<b>VW - TRANSPORTER T5 Pritsche/Fahrgestell (7JD, 7JE, 7JL, 7JY, 7JZ 04/03→08/15)</b>								
<b>Führungshülzensatz, Bremsattel</b>								
2.0 TDI	75	09/09→08/15	←	→ 7J-A-010000; +PR 2E4			11.0101-5706.2 260097	ATE
2.0 TDI	103	09/09→08/15	←	+PR 2E3			11.0101-5706.2 260097	ATE
2.0 TDI 4motion	103	09/09→08/15	←					
2.0 TDI	84	05/11→08/15	←	+PR 2E3			11.0101-5706.2 260097	ATE
2.0 TDI	100	05/10→08/15						
2.0 TDI 4motion	100	05/10→08/15						
2.0 TSI	110	07/12→08/15						
2.5 TDI 4motion	128	04/04→11/09	←	07/04→; → 7J-A-010000; +PR 2E4			11.0101-5706.2 260097	ATE
			←	07/04→; +PR 2E3			11.0101-5706.2 260097	ATE
			→	07/04→; → 7J-8-000788; +PR 0WR,0E0,0E9			11.0101-5409.2 260035	ATE
3.2 4motion	170	11/03→11/09	←	07/04→; → 7H-A-050000; +PR 2E4			11.0101-5706.2 260097	ATE
			←	07/04→; +PR 2E3			11.0101-5706.2 260097	ATE
			→	07/04→; +PR 0WR; → 7H-8-027999			11.0101-5409.2 260035	ATE
<b>Führungsbolzen, Bremsattel</b>								
1.9 TDI	62	01/06→11/09		→ 7J-8-000788; +PR 0WR,0E0,0E9			11.8171-0008.1 990049	ATE
1.9 TDI	63	04/03→11/09						
1.9 TDI	75	06/06→11/09		→ 7J-A-010000; +PR 2E4			11.8171-0067.1 250153	ATE
1.9 TDI	77	04/03→11/09		+PR 2E3			11.8171-0067.1 250153	ATE
2.0	85	11/03→05/13						
2.5 TDI	96	04/03→11/09		7J-A-200001→; +PR 2E4			11.8171-0096.1 250155	ATE
2.5 TDI	128	04/03→11/09						
2.5 TDI 4motion	96	07/04→11/09						
3.2 V6	170	02/04→11/09						
3.2 V6	173	08/03→05/06						
2.0 BiTDI	132	09/09→08/15		→ 7J-A-010000; +PR 2E4			11.8171-0067.1 250153	ATE
2.0 BiTDI 4motion	132	09/09→08/15		+PR 2E3			11.8171-0067.1 250153	ATE
2.0 TDI	62	09/09→08/15						
2.0 TDI	75	09/09→08/15		7J-A-200001→; +PR 2E4			11.8171-0096.1 250155	ATE
2.0 TDI	103	09/09→08/15						
2.0 TDI 4motion	103	09/09→08/15						
2.0 TDI	84	05/11→08/15		+PR 2E3			11.8171-0067.1 250153	ATE
2.0 TDI	100	05/10→08/15						
2.0 TDI 4motion	100	05/10→08/15		+PR 2E4			11.8171-0096.1 250155	ATE
2.0 TSI	110	07/12→08/15						
2.5 TDI 4motion	128	04/04→11/09		07/04→; → 7J-8-000788; +PR 0WR,0E0,0E9			11.8171-0008.1 990049	ATE
				07/04→; → 7J-A-010000; +PR 2E4			11.8171-0067.1 250153	ATE
				07/04→; +PR 2E3			11.8171-0067.1 250153	ATE
				7J-A-200001→; +PR 2E4			11.8171-0096.1 250155	ATE
3.2 4motion	170	11/03→11/09		07/04→; +PR 0WR; → 7H-8-027999			11.8171-0008.1 990049	ATE
				07/04→; → 7H-A-050000; +PR 2E4			11.8171-0067.1 250153	ATE
				07/04→; +PR 2E3			11.8171-0067.1 250153	ATE
				7H-A-200001→; +PR 2E4			11.8171-0096.1 250155	ATE
<b>Dichtungssatz, Bremsattel</b>								
1.9 TDI	62	01/06→11/09	←	→ 7J-A-010000; +PR 2E4			11.0441-6008.2 250038	ATE für Kolben-Ø [mm]: 60
1.9 TDI	63	04/03→11/09	←					
1.9 TDI	75	06/06→11/09	←	+PR 2E3			11.0441-6008.2 250038	ATE für Kolben-Ø [mm]: 60
1.9 TDI	77	04/03→11/09						
2.0	85	11/03→05/13						
2.0 BiTDI	132	09/09→08/15						
2.0 BiTDI 4motion	132	09/09→08/15						
2.0 TDI	62	09/09→08/15						
2.0 TDI	75	09/09→08/15						
2.0 TDI	103	09/09→08/15						
2.0 TDI 4motion	103	09/09→08/15						
2.5 TDI	96	04/03→11/09						
2.5 TDI	128	04/03→11/09						
2.5 TDI 4motion	96	07/04→11/09						
3.2 V6	170	02/04→11/09						
3.2 V6	173	08/03→05/06						
2.0 TDI	84	05/11→08/15	←	+PR 2E3			11.0441-6008.2 250038	ATE für Kolben-Ø [mm]: 60
2.0 TDI	100	05/10→08/15						
2.0 TDI 4motion	100	05/10→08/15						
2.0 TSI	110	07/12→08/15						
2.5 TDI 4motion	128	04/04→11/09	←	07/04→; → 7J-A-010000; +PR 2E4			11.0441-6008.2 250038	ATE für Kolben-Ø [mm]: 60
			←	07/04→; +PR 2E3			11.0441-6008.2 250038	ATE für Kolben-Ø [mm]: 60
3.2 4motion	170	11/03→11/09	←	07/04→; → 7H-A-050000; +PR 2E4			11.0441-6008.2 250038	ATE für Kolben-Ø [mm]: 60
			←	07/04→; +PR 2E3			11.0441-6008.2 250038	ATE für Kolben-Ø [mm]: 60
↓								

	kw			 	! #		
<b>VW - TRANSPORTER T5 Pritsche/Fahrgestell (7JD, 7JE, 7JL, 7JY, 7JZ 04/03→08/15)</b>							
<b>Bremsschlauch</b>							
1.9 TDI	62	01/06→11/09	←	+PR 0WL,0WN,0WM,0WP / 0WQ	2	24.5140-0514.3 331290	L= 520
1.9 TDI	63	04/03→11/09	←	+PR 1BA,1BB,1BJ,1BV / 1MG,1MK,1ML, 2MD / 2MF,2MG,2ML	2	24.5140-0514.3 331290	L= 520
1.9 TDI	75	06/06→11/09	←	+PR 0WR	2	83.6113-0552.3 330864	L= 552
1.9 TDI	77	04/03→11/09	←	+PR 0WR	2	83.6113-0552.3 330864	L= 552
2.0	85	11/03→05/13	←	+PR 0WR	2	83.6113-0552.3 330864	L= 552
2.0 BiTDI	132	09/09→08/15	←	+PR 1BH,1BX,1MR,2MQ / 2MZ,2MU, 2MT	2	24.5140-0194.3 331383	L= 194
2.0 BiTDI 4motion	132	09/09→08/15	←	+PR 1BH,1BX,1MR,2MQ / 2MZ,2MU, 2MT	2	24.5140-0194.3 331383	L= 194
2.0 TDI	62	09/09→08/15	→	am Bremssattel; für Fahrzeuge mit Bremskraftregler	2	24.5140-0194.3 331383	L= 194
2.0 TDI	75	09/09→08/15	→	am Bremssattel; für Fahrzeuge mit Bremskraftregler	2	24.5140-0194.3 331383	L= 194
2.0 TDI	100	05/10→08/15	→	+PR 0E1,0E2,0WL,0WN / 0WM,0WP, 0WQ	2	24.5140-0240.3 330947	L= 240
2.0 TDI	103	09/09→08/15	→	+PR 0E1,0E2,0WL,0WN / 0WM,0WP, 0WQ	2	24.5140-0240.3 330947	L= 240
2.0 TDI 4motion	100	05/10→08/15	→	+PR 0E1,0E2,0WL,0WN / 0WM,0WP, 0WQ	2	24.5140-0240.3 330947	L= 240
2.0 TDI 4motion	103	09/09→08/15	→	+PR 0E1,0E2,0WL,0WN / 0WM,0WP, 0WQ	2	24.5140-0240.3 330947	L= 240
2.5 TDI	96	04/03→11/09	→	+PR 0WR	2	24.5140-0241.3 330948	L= 240
2.5 TDI	128	04/03→11/09	→	+PR 0WR	2	24.5140-0241.3 330948	L= 240
2.5 TDI 4motion	96	07/04→11/09	→	+PR 0WR	2	24.5140-0241.3 330948	L= 240
3.2 V6	170	02/04→11/09	→	+PR 0WR	2	24.5237-0250.3 330880	L= 250
3.2 V6	173	08/03→05/06	→	+PR 0WR	2	24.5237-0250.3 330880	L= 250
2.0 TDI	84	05/11→08/15	←	+PR 0WL,0WN,0WM,0WP / 0WQ	2	24.5140-0514.3 331290	L= 520
2.0 TSI	110	07/12→08/15	←	+PR 0WL,0WN,0WM,0WP / 0WQ	2	24.5140-0514.3 331290	L= 520
			←	+PR 1BA,1BB,1BJ,1BV / 1MG,1MK,1ML, 2MD / 2MF,2MG,2ML	2	83.6113-0552.3 330864	L= 552
			←	+PR 0WR	2	83.6113-0552.3 330864	L= 552
			←	+PR 1BH,1BX,1MR,2MQ / 2MZ,2MU, 2MT	2	24.5140-0194.3 331383	L= 194
			→	am Bremssattel; für Fahrzeuge mit Bremskraftregler	2	24.5140-0194.3 331383	L= 194
			→	am Bremssattel; für Fahrzeuge ohne Bremskraftregler	2	24.5140-0240.3 330947	L= 240
			→	+PR 0WR	2	24.5140-0240.3 330947	L= 240
			→	+PR 0WR	2	24.5140-0241.3 330948	L= 240
			→	+PR 0WR	2	24.5140-0241.3 330948	L= 240
			→	+PR 0WR	2	24.5237-0250.3 330880	L= 250
			→	+PR 0WR	2	24.5237-0250.3 330880	L= 250
			→	+PR 0WR	2	24.5237-0250.3 330880	L= 250
2.5 TDI 4motion	128	04/04→11/09	←	07/04→; +PR 0WL,0WN,0WM,0WP / 0WQ	2	24.5140-0514.3 331290	L= 520
3.2 4motion	170	11/03→11/09	←	07/04→; +PR 0WL,0WN,0WM,0WP / 0WQ	2	24.5140-0514.3 331290	L= 520
			←	07/04→; +PR 1BA,1BB,1BJ,1BV / 1MG,1MK,1ML, 2MD / 2MF,2MG,2ML	2	83.6113-0552.3 330864	L= 552
			←	07/04→; +PR 1BH,1BX,1MR,2MQ / 2MZ,2MU, 2MT	2	83.6113-0552.3 330864	L= 552
			→	am Bremssattel; 07/04→; für Fahrzeuge mit Bremskraftregler	2	24.5140-0194.3 331383	L= 194
			→	07/04→; +PR 0E1,0E2,0WL,0WN / 0WM,0WP, 0WQ	2	24.5140-0194.3 331383	L= 194
			→	+PR 0WR	2	24.5140-0240.3 330947	L= 240
			→	+PR 0WR	2	24.5140-0240.3 330947	L= 240
			→	+PR 0WR	2	24.5140-0241.3 330948	L= 240
			→	+PR 0WR	2	24.5140-0241.3 330948	L= 240
			→	+PR 0WR	2	24.5237-0250.3 330880	L= 250
			→	+PR 0WR	2	24.5237-0250.3 330880	L= 250
			→	+PR 0WR	2	24.5237-0250.3 330880	L= 250
<b>VW - TRANSPORTER T6 Bus (SGB, SGG, SGJ) 04/15→</b>							
<b>Bremssattel</b>							
2.0 TDI	62	04/15→	←	ATE; passend für Felgengröße [Zoll]: 17	11.9441-9933.2	220911	ATE Ø 44 - Halter



**VW - TRANSPORTER T6 Bus (SGB, SGG, SGJ) 04/15→**

**Bremssattel**

2.0 TDI	75	04/15→	←	☐; passend für Felgenreöße [Zoll]: 17	11.9441-9934.2	220912	ATE Ø 44 - Halter
2.0 TDI	84	05/16→	←	☐; passend für Felgenreöße [Zoll]: 16	24.3601-9947.5	240597	ATE Ø 60 - Halter
2.0 TDI	103	04/15→	←	☐; passend für Felgenreöße [Zoll]: 16	24.3601-9948.5	240598	ATE Ø 60 - Halter
2.0 TDI	110	04/15→	←	☐; passend für Felgenreöße [Zoll]: 16	24.3601-9948.5	240598	ATE Ø 60 - Halter
2.0 TDI	132	04/15→	←	☐; passend für Felgenreöße [Zoll]: 16	24.3601-9948.5	240598	ATE Ø 60 - Halter
2.0 TDI	150	06/15→	→	☐	24.3414-1711.7	220677	TRW Ø 41 - Halter
2.0 TDI 4motion	103	06/15→	→	☐			
2.0 TDI 4motion	110	08/15→	→	☐			
2.0 TDI 4motion	132	06/15→	→	☐			
2.0 TDI 4motion	150	06/15→	→	☐			
2.0 TSI	110	04/15→	→	☐			
2.0 TSI	150	04/15→	→	☐			
2.0 TSI 4motion	150	06/15→	→	☐			

**Bremsschlauch**

2.0 TDI	62	04/15→	←	verstärkte Dämpfung; +PR 1BA,1BB,1BC,1BJ / 1BL,1BV,2MD, 2MF / 2MG,2MH,2MK,2ML	2	24.5140-0514.3	331290	L= 520
2.0 TDI	75	04/15→	←	verstärkte Dämpfung; +PR 1BA,1BB,1BC,1BJ / 1BL,1BV,2MD, 2MF / 2MG,2MH,2MK,2ML	2	24.5140-0514.3	331290	L= 520
2.0 TDI	84	05/16→	←	verstärkte Dämpfung; +PR 1BA,1BB,1BC,1BJ / 1BL,1BV,2MD, 2MF / 2MG,2MH,2MK,2ML	2	24.5140-0514.3	331290	L= 520
2.0 TDI	103	04/15→	←	normale Dämpfung; +PR 1BH,1BX,2MQ,2MR / 2MT,2MU	2	83.6113-0552.3	330864	L= 552
2.0 TDI	110	04/15→	←	normale Dämpfung; +PR 1BH,1BX,2MQ,2MR / 2MT,2MU	2	83.6113-0552.3	330864	L= 552
2.0 TDI	132	04/15→	←	normale Dämpfung; +PR 1BH,1BX,2MQ,2MR / 2MT,2MU	2	83.6113-0552.3	330864	L= 552
2.0 TDI	150	06/15→	→	☐	2	24.5237-0250.3	330880	L= 250
2.0 TDI 4motion	103	06/15→	→	☐	2	24.5237-0250.3	330880	L= 250
2.0 TDI 4motion	110	08/15→	→	☐	2	24.5237-0250.3	330880	L= 250
2.0 TDI 4motion	132	06/15→	→	☐	2	24.5237-0250.3	330880	L= 250
2.0 TDI 4motion	150	06/15→	→	☐	2	24.5237-0250.3	330880	L= 250
2.0 TSI	110	04/15→	→	☐	2	24.5237-0250.3	330880	L= 250
2.0 TSI	150	04/15→	→	☐	2	24.5237-0250.3	330880	L= 250
2.0 TSI 4motion	150	06/15→	→	☐	2	24.5237-0250.3	330880	L= 250

**VW - TRANSPORTER T6 Kasten (SGA, SGH) 04/15→**

**Bremssattel**

2.0 TDI	62	04/15→	←	☐; passend für Felgenreöße [Zoll]: 17	11.9441-9933.2	220911	ATE Ø 44 - Halter
2.0 TDI	75	04/15→	←	☐; passend für Felgenreöße [Zoll]: 17	11.9441-9934.2	220912	ATE Ø 44 - Halter
2.0 TDI	84	05/16→	←	☐; passend für Felgenreöße [Zoll]: 17	11.9441-9934.2	220912	ATE Ø 44 - Halter
2.0 TDI	103	04/15→	←	☐; passend für Felgenreöße [Zoll]: 16	24.3601-9947.5	240597	ATE Ø 60 - Halter
2.0 TDI	110	04/15→	←	☐; passend für Felgenreöße [Zoll]: 16	24.3601-9947.5	240597	ATE Ø 60 - Halter
2.0 TDI	132	04/15→	←	☐; passend für Felgenreöße [Zoll]: 16	24.3601-9948.5	240598	ATE Ø 60 - Halter
2.0 TDI	150	06/15→	←	☐; passend für Felgenreöße [Zoll]: 16	24.3601-9948.5	240598	ATE Ø 60 - Halter
2.0 TDI 4motion	103	06/15→	→	☐	24.3414-1711.7	220677	TRW Ø 41 - Halter
2.0 TDI 4motion	110	08/15→	→	☐			
2.0 TDI 4motion	132	06/15→	→	☐			
2.0 TDI 4motion	150	06/15→	→	☐			
2.0 TSI	110	04/15→	→	☐			
2.0 TSI	150	04/15→	→	☐			
2.0 TSI 4motion	150	06/15→	→	☐			











**Bremsschlauch**

2.0 TDI	62	04/15→	←	verstärkte Dämpfung; +PR 1BA,1BB,1BC,1BJ / 1BL,1BV,2MD, 2MF / 2MG,2MH,2MK,2ML	2	24.5140-0514.3	331290	L= 520
2.0 TDI	75	04/15→	←	verstärkte Dämpfung; +PR 1BA,1BB,1BC,1BJ / 1BL,1BV,2MD, 2MF / 2MG,2MH,2MK,2ML	2	24.5140-0514.3	331290	L= 520
2.0 TDI	84	05/16→	←	verstärkte Dämpfung; +PR 1BA,1BB,1BC,1BJ / 1BL,1BV,2MD, 2MF / 2MG,2MH,2MK,2ML	2	24.5140-0514.3	331290	L= 520
2.0 TDI	103	04/15→	←	normale Dämpfung; +PR 1BH,1BX,2MQ,2MR / 2MT,2MU	2	83.6113-0552.3	330864	L= 552
2.0 TDI	110	04/15→	←	normale Dämpfung; +PR 1BH,1BX,2MQ,2MR / 2MT,2MU	2	83.6113-0552.3	330864	L= 552
2.0 TDI	132	04/15→	←	normale Dämpfung; +PR 1BH,1BX,2MQ,2MR / 2MT,2MU	2	83.6113-0552.3	330864	L= 552
2.0 TDI	150	06/15→	→	☐	2	24.5237-0250.3	330880	L= 250
2.0 TDI 4motion	103	06/15→	→	☐	2	24.5237-0250.3	330880	L= 250
2.0 TDI 4motion	110	08/15→	→	☐	2	24.5237-0250.3	330880	L= 250
2.0 TDI 4motion	132	06/15→	→	☐	2	24.5237-0250.3	330880	L= 250
2.0 TDI 4motion	150	06/15→	→	☐	2	24.5237-0250.3	330880	L= 250
2.0 TSI	110	04/15→	→	☐	2	24.5237-0250.3	330880	L= 250
2.0 TSI	150	04/15→	→	☐	2	24.5237-0250.3	330880	L= 250
2.0 TSI 4motion	150	06/15→	→	☐	2	24.5237-0250.3	330880	L= 250









**VW - TRANSPORTER T6 Pritsche/Fahrgestell (SFD, SFE, SFL, SFZ) 04/15→**








**Bremssattel**










2.0 TDI	62	04/15→	←	☐; passend für Felgenreöße [Zoll]: 17	11.9441-9933.2	220911	ATE Ø 44 - Halter
2.0 TDI	75	04/15→	←	☐; passend für Felgenreöße [Zoll]: 17	11.9441-9934.2	220912	ATE Ø 44 - Halter
2.0 TDI	84	05/16→	←	☐; passend für Felgenreöße [Zoll]: 17	11.9441-9934.2	220912	ATE Ø 44 - Halter
2.0 TDI	103	04/15→	←	☐; passend für Felgenreöße [Zoll]: 16	24.3601-9947.5	240597	ATE Ø 60 - Halter
2.0 TDI	110	08/15→	←	☐; passend für Felgenreöße [Zoll]: 16	24.3601-9947.5	240597	ATE Ø 60 - Halter
2.0 TDI	132	04/15→	←	☐; passend für Felgenreöße [Zoll]: 16	24.3601-9948.5	240598	ATE Ø 60 - Halter
2.0 TDI	150	05/16→	←	☐; passend für Felgenreöße [Zoll]: 16	24.3601-9948.5	240598	ATE Ø 60 - Halter
2.0 TDI 4motion	103	06/15→	→	☐	24.3414-1711.7	220677	TRW Ø 41 - Halter
2.0 TDI 4motion	110	05/16→	→	☐			
2.0 TDI 4motion	132	06/15→	→	☐			
2.0 TDI 4motion	150	05/16→	→	☐			
2.0 TSI	110	04/15→	→	☐			

	kw					! #		
<b>VW - TRANSPORTER T6 Pritsche/Fahrgestell (SFD, SFE, SFL, SFZ) 04/15→</b>								
 <b>Bremsschlauch</b>								
2.0 TDI	62	04/15→	←	verstärkte Dämpfung; +PR 1BA,1BB,1BC,1BJ / 1BL,1BV,2MD, 2MF / 2MG,2MH,2MK,2ML	2	24.5140-0514.3	331290	L= 520
2.0 TDI	75	04/15→						
2.0 TDI	84	05/16→						
2.0 TDI	103	04/15→	←	normale Dämpfung; +PR 1BH,1BX,2MQ,2MR / 2MT,2MU	2	83.6113-0552.3	330864	L= 552
2.0 TDI	110	08/15→						
2.0 TDI	132	04/15→	→		2	24.5237-0250.3	330880	L= 250
2.0 TDI	150	05/16→						
2.0 TDI 4motion	103	06/15→						
2.0 TDI 4motion	110	05/16→						
2.0 TDI 4motion	132	06/15→						
2.0 TDI 4motion	150	05/16→						
2.0 TSI	110	04/15→						
<b>VW - UP 08/11→</b>								
 <b>Bremssattel</b>								
1.0	44	08/11→	←	☐; 12/11→; +PR 1LA,1ZQ		11.9541-9549.2	220575	ATE Ø 54 - Halter
1.0	55	08/11→	←	☐; 12/11→; +PR 1LA,1ZQ		11.9541-9550.2	220576	ATE Ø 54 - Halter
1.0 EcoFuel	50	11/12→	←	☐; +PR 1LA,1ZQ		11.9541-9549.2	220575	ATE Ø 54 - Halter
1.0 TSI	66	05/16→	←	☐; +PR 1LA,1ZQ		11.9541-9550.2	220576	ATE Ø 54 - Halter
e-Up	60	07/13→	←	☐; 09/13→; +PR 1LA,1ZQ		11.9541-9549.2	220575	ATE Ø 54 - Halter
			←	☐; 09/13→; +PR 1LA,1ZQ		11.9541-9550.2	220576	ATE Ø 54 - Halter
<b>Führungshülzensatz, Bremssattel</b>								
1.0	44	08/11→	←	12/11→; +PR 1LA,1ZQ		11.0101-5409.2	260035	ATE
1.0	55	08/11→						
1.0 EcoFuel	50	11/12→	←	+PR 1LA,1ZQ		11.0101-5409.2	260035	ATE
1.0 TSI	66	05/16→						
e-Up	60	07/13→	←	09/13→; +PR 1LA,1ZQ		11.0101-5409.2	260035	ATE
<b>Führungsbolzen, Bremssattel</b>								
1.0	44	08/11→		12/11→; +PR 1LA,1ZQ	2	11.8171-0008.1	990049	ATE
1.0	55	08/11→						
1.0 EcoFuel	50	11/12→		+PR 1LA,1ZQ	2	11.8171-0008.1	990049	ATE
1.0 TSI	66	05/16→						
e-Up	60	07/13→		09/13→; +PR 1LA,1ZQ	2	11.8171-0008.1	990049	ATE
<b>VW - VENTO (1H2) 11/91→09/98</b>								
 <b>Bremssattel</b>								
1.4	40	11/91→09/98	←	☐; 05/96→ 09/96; + ABS		24.3541-1609.5	240039	TRW Ø 54 - Halter
1.4	44	11/91→09/98						
1.9 D	48	11/91→09/98	←	☐; 05/96→ 09/96; + ABS		24.3541-1610.5	240040	TRW Ø 54 - Halter
1.6	55	09/92→09/98	←	☐; 1H-S-430001→; Vollautomatik		24.3541-1739.5	240223	TRW Ø 54 - Halter
			←	☐; 1H-S-430001→; Vollautomatik		24.3541-1740.5	240224	TRW Ø 54 - Halter
1.6	74	10/94→09/98	←	☐		24.3541-1609.5	240039	TRW Ø 54 - Halter
			←	☐		24.3541-1739.5	240223	TRW Ø 54 - Halter
			←	☐		24.3541-1610.5	240040	TRW Ø 54 - Halter
			←	☐		24.3541-1740.5	240224	TRW Ø 54 - Halter
			→	☐		24.3384-1707.5	240171	TRW Ø 38 - Halter
			→	☐		24.3384-1708.5	240172	TRW Ø 38 - Halter
1.8	55	11/91→09/98	←	☐; 01/92→; Vollautomatik		24.3541-1739.5	240223	TRW Ø 54 - Halter
			←	☐; 01/92→; Vollautomatik		24.3541-1740.5	240224	TRW Ø 54 - Halter
1.8	66	11/91→09/98	←	☐; 01/92→		24.3541-1609.5	240039	TRW Ø 54 - Halter
			←	☐; 01/92→		24.3541-1610.5	240040	TRW Ø 54 - Halter
			←	☐; 1H-S-430001→		24.3541-1739.5	240223	TRW Ø 54 - Halter
			←	☐; 1H-S-430001→		24.3541-1740.5	240224	TRW Ø 54 - Halter
			→	☐; 01/92→; → 1H-P-240000		24.3384-1603.5	240015	TRW Ø 38 - Halter
			→	☐; 01/92→; → 1H-P-240000		24.3384-1604.5	240016	TRW Ø 38 - Halter
			→	☐; 1H-P-240001→; → 06/95		24.3384-1707.5	240171	TRW Ø 38 - Halter
			→	☐; 07/95→		24.3384-1707.5	240171	TRW Ø 38 - Halter
			→	☐; 1H-P-240001→; → 06/95		24.3384-1708.5	240172	TRW Ø 38 - Halter
			→	☐; 07/95→		24.3384-1708.5	240172	TRW Ø 38 - Halter
1.9 TD	55	11/91→09/98	←	☐; 1H-S-430001→		24.3541-1739.5	240223	TRW Ø 54 - Halter
			←	☐; 1H-S-430001→		24.3541-1740.5	240224	TRW Ø 54 - Halter
↓								



	kw			 	! #			
<b>VW - VENTO (1H2) 11/91→09/98</b>								
<b> Bremssattel</b>								
1.9 TDI	66	09/93→09/98	←	☐		24.3541-1739.5	240223	TRW Ø 54 - Halter
			←	☐		24.3541-1740.5	240224	TRW Ø 54 - Halter
			→	☐		24.3384-1707.5	240171	TRW Ø 38 - Halter
			→	☐		24.3384-1708.5	240172	TRW Ø 38 - Halter
1.9 TDI	81	04/96→09/98	←	☐		24.3541-1609.5	240039	TRW Ø 54 - Halter
			←	☐		24.3541-1610.5	240040	TRW Ø 54 - Halter
			→	☐		24.3384-1707.5	240171	TRW Ø 38 - Halter
			→	☐		24.3384-1708.5	240172	TRW Ø 38 - Halter
2.0	85	11/91→09/98	←	☐		24.3541-1609.5	240039	TRW Ø 54 - Halter
			←	☐		24.3541-1610.5	240040	TRW Ø 54 - Halter
			←	☐; → 04/96		24.3541-1731.5	240061	TRW Ø 54 - Halter
			←	☐; → 04/96		24.3541-1732.5	240062	TRW Ø 54 - Halter
			←	☐; 05/96→		24.3541-8523.5	240551	ATE Ø 54 - Halter
			←	☐; 05/96→		24.3541-8524.5	240552	ATE Ø 54 - Halter
			→	☐; → 1H-P-240000		24.3384-1603.5	240015	TRW Ø 38 - Halter
			→	☐; → 1H-P-240000		24.3384-1604.5	240016	TRW Ø 38 - Halter
			→	☐; 1H-P-240001→		24.3384-1707.5	240171	TRW Ø 38 - Halter
			→	☐; 1H-P-240001→		24.3384-1708.5	240172	TRW Ø 38 - Halter
2.8 VR6	128	01/92→09/98	←	☐; → 1H-S-560000		24.3541-1731.5	240061	TRW Ø 54 - Halter
			←	☐; → 1H-S-560000		24.3541-1732.5	240062	TRW Ø 54 - Halter
			←	☐; 1H-S-560001→		24.3541-8523.5	240551	ATE Ø 54 - Halter
			←	☐; 1H-S-560001→		24.3541-8524.5	240552	ATE Ø 54 - Halter
			→	☐; → 1H-P-240000		24.3384-1603.5	240015	TRW Ø 38 - Halter
			→	☐; → 1H-P-240000		24.3384-1604.5	240016	TRW Ø 38 - Halter
			→	☐; 1H-P-240001→		24.3384-1707.5	240171	TRW Ø 38 - Halter
			→	☐; 1H-P-240001→		24.3384-1708.5	240172	TRW Ø 38 - Halter
<b>Halter, Bremssattel</b>								
2.0	85	11/91→09/98	←	05/96→	2	11.8170-0306.1	260102	ATE
2.8 VR6	128	01/92→09/98	←	1H-S-560001→	2	11.8170-0306.1	260102	ATE
<b>Feder, Bremssattel</b>								
2.0	85	11/91→09/98	←	05/96→	2	11.8116-0143.1	390513	ATE
2.8 VR6	128	01/92→09/98	←	1H-S-560001→	2	11.8116-0143.1	390513	ATE
<b>Führungshülzensatz, Bremssattel</b>								
1.4	40	11/91→09/98	←	→ 1H-T-015953		11.0101-4801.2	260006	ATE
1.4	44	11/91→09/98				24.0102-4801.2	260085	ATE
1.9 D	48	11/91→09/98	←	1H-T-015954→; - ABS		11.0101-4801.2	260006	ATE
						24.0102-4801.2	260085	ATE
			←	10/96→; + ABS		11.0101-4801.2	260006	ATE
						24.0102-4801.2	260085	ATE
			←	05/96→ 09/96; + ABS		11.0101-5403.2	260010	TRW
1.6	55	09/92→09/98	←	→ 1H-T-015953; Vollautomatik		11.0101-4801.2	260006	ATE
						24.0102-4801.2	260085	ATE
			←	→ 1H-T-015953; Schaltgetriebe		11.0101-4801.2	260006	ATE
						24.0102-4801.2	260085	ATE
			←	1H-T-015954→; Schaltgetriebe		11.0101-4801.2	260006	ATE
						24.0102-4801.2	260085	ATE
			←	1H-S-430001→; Vollautomatik		11.0101-5403.2	260010	TRW
1.6	74	10/94→09/98	←			11.0101-5403.2	260010	TRW
1.9 TDI	66	09/93→09/98						
1.9 TDI	81	04/96→09/98	→			11.0101-5403.2	260010	TRW
1.8	55	11/91→09/98	←	01/92→; → 1H-S-430000; Schaltgetriebe		11.0101-4801.2	260006	ATE
						24.0102-4801.2	260085	ATE
			←	1H-T-015954→; Schaltgetriebe		11.0101-4801.2	260006	ATE
						24.0102-4801.2	260085	ATE
↓								

	kW			 	! #		
<b>VW - VENTO (1H2) 11/91→09/98</b>							
<b>Führungshülzensatz, Bremssattel</b>							
1.8	55	11/91→09/98	←	01/92→; Vollautomatik		11.0101-5403.2 260010	TRW
1.8	66	11/91→09/98	←	01/92→; → 1H-S-430000		11.0101-4801.2 260006	ATE
					24.0102-4801.2 260085	ATE	
			←	1H-S-430001→		11.0101-5403.2 260010	TRW
			←	01/92→		11.0101-5403.2 260010	TRW
			→	07/95→		11.0101-5403.2 260010	TRW
1.9 SDI	47	04/97→09/98	←	+ ABS		11.0101-4801.2 260006	ATE
					24.0102-4801.2 260085	ATE	
1.9 SDI	47	04/97→09/98	←	- ABS		11.0101-4801.2 260006	ATE
					24.0102-4801.2 260085	ATE	
1.9 TD	55	11/91→09/98	←	→ 1H-S-430000		11.0101-4801.2 260006	ATE
					24.0102-4801.2 260085	ATE	
1.9 TD	55	11/91→09/98	←	1H-S-430001→		11.0101-5403.2 260010	TRW
2.0	85	11/91→09/98	←			11.0101-5403.2 260010	TRW
			←	05/96→		11.0101-5409.2 260035	ATE
			→	1H-P-240001→		11.0101-5403.2 260010	TRW
2.8 VR6	128	01/92→09/98	←	1H-S-560001→		11.0101-5409.2 260035	ATE
			→	1H-P-240001→		11.0101-5403.2 260010	TRW
<b>Führungsbolzen, Bremssattel</b>							
2.0	85	11/91→09/98	←	05/96→		11.8171-0008.1 990049	ATE
2.8 VR6	128	01/92→09/98	←	1H-S-560001→		11.8171-0008.1 990049	ATE
<b>Dichtungssatz, Bremssattel</b>							
1.4 1.4 1.9 D	40	11/91→09/98	←	→ 1H-T-015953		11.0441-4808.2 250022	ATE
	44	11/91→09/98	←	1H-T-015954→; - ABS		11.0441-4808.2 250022	ATE
	48	11/91→09/98	←	10/96→; + ABS		11.0441-4808.2 250022	ATE
1.6	55	09/92→09/98	←	→ 1H-T-015953; Vollautomatik		11.0441-4808.2 250022	ATE
			←	1H-T-015954→; Schaltgetriebe		11.0441-4808.2 250022	ATE
			←	→ 1H-T-015953; Schaltgetriebe		11.0441-4808.2 250022	ATE
1.8	55	11/91→09/98	←	01/92→; → 1H-S-430000; Schaltgetriebe		11.0441-4808.2 250022	ATE
			←	1H-T-015954→; Schaltgetriebe		11.0441-4808.2 250022	ATE
1.8	66	11/91→09/98	←	01/92→; → 1H-S-430000		11.0441-4808.2 250022	ATE
1.9 SDI	47	04/97→09/98	←	+ ABS		11.0441-4808.2 250022	ATE
			←	- ABS		11.0441-4808.2 250022	ATE
1.9 TD	55	11/91→09/98	←	→ 1H-S-430000		11.0441-4808.2 250022	ATE
2.0	85	11/91→09/98	←	05/96→		11.0441-5409.2 250031	ATE
2.8 VR6	128	01/92→09/98	←	1H-S-560001→		11.0441-5409.2 250031	ATE
<b>Zubehörsatz, Bremssattel</b>							
1.4 1.4 1.9 D	40	11/91→09/98	←	05/96→ 09/96; + ABS		24.0101-4301.2 260047	TRW
	44	11/91→09/98	←			24.0101-4301.2 260047	TRW
	48	11/91→09/98	←			24.0101-3601.2 260044	TRW
1.6 1.9 TDI	74	10/94→09/98	←			24.0101-3601.2 260044	TRW
	81	04/96→09/98	→				
1.8	66	11/91→09/98	←	01/92→		24.0101-4301.2 260047	TRW
			→	01/92→; → 1H-P-240000		24.0101-3601.2 260044	TRW
			→	1H-P-240001→; → 06/95		24.0101-3601.2 260044	TRW
1.9 TDI	66	09/93→09/98	→			24.0101-3601.2 260044	TRW
2.0	85	11/91→09/98	←	→ 04/96		24.0101-4301.2 260047	TRW
			←			24.0101-4301.2 260047	TRW
			→	1H-P-240001→		24.0101-3601.2 260044	TRW
			→	→ 1H-P-240000		24.0101-3601.2 260044	TRW
2.8 VR6	128	01/92→09/98	←	→ 1H-S-560000		24.0101-4301.2 260047	TRW
			→	→ 1H-P-240000		24.0101-3601.2 260044	TRW
			→	1H-P-240001→		24.0101-3601.2 260044	TRW

	kW			 	! #		
<b>VW - VENTO (1H2) 11/91→09/98</b>							
 <b>Bremsschlauch</b>							
1.4	40	11/91→09/98	←		2	24.5105-0442.3 331432	L= 442
1.4	44	11/91→09/98	←				
1.6	55	09/92→09/98	→		2	83.7836-0135.3 330816	L= 135
1.9 D	48	11/91→09/98	←				
1.9 SDI	47	04/97→09/98	←				
1.9 TD	55	11/91→09/98	←				
1.6	74	10/94→09/98	←		2	24.5105-0442.3 331432	L= 442
1.9 TDI	66	09/93→09/98	←				
1.9 TDI	81	04/96→09/98	→	am Bremssattel	2	24.5170-0161.3 331308	L= 161
2.0	85	11/91→09/98	→		2	83.7836-0135.3 330816	L= 135
1.8	55	11/91→09/98	←	01/92→	2	24.5105-0442.3 331432	L= 442
			→	01/92→	2	83.7836-0135.3 330816	L= 135
1.8	66	11/91→09/98	←	01/92→	2	24.5105-0442.3 331432	L= 442
			→	am Bremssattel; 01/92→	2	24.5170-0161.3 331308	L= 161
			→	01/92→	2	83.7836-0135.3 330816	L= 135
2.8 VR6	128	01/92→09/98	←	→ 1H-S-560000	2	24.5105-0442.3 331432	L= 442
			←	1H-S-560001→	2	83.6232-0465.3 330736	L= 465
			→	am Bremssattel	2	24.5170-0161.3 331308	L= 161
			→		2	83.7836-0135.3 330816	L= 135
<b>VW - XL1 02/14→</b>							
 <b>Bremsschlauch</b>							
0.8 TDI E-Hybrid	35	02/14→	←		2	83.6247-0522.3 330595	L= 522
			→		2	24.5204-0233.3 331430	L= 233



- DE** Abbildungen Bremssättel
- EN** Illustrations brake calipers
- ES** Ilustraciones pinzas de freno
- FR** Illustrations étriers de frein
- IT** Illustrazioni pinze freno

**2018**

# Abbildungen Bremssättel

Illustrations brake calipers - Ilustraciones pinzas de freno - Illustrations étriers de frein - Illustrazioni pinze freno

11.3331-0037.2 220395 ←



ATE

ø 33

11.3331-0038.2 220396 →



## PEUGEOT

406 (8B)  
406 Break (8E/F)  
406 Coupe (8C)

11.3331-0039.2 220387 ←



ATE

ø 33

11.3331-0040.2 220388 →



## MERCEDES-BENZ

V-CLASS (638/2)  
VITO Bus (638)  
VITO Kasten (638)

11.3361-8504.2 220017 ←



ATE

ø 36



## BMW

3 (E36)  
3 Cabriolet (E36)  
3 Coupe (E36)  
Z1 Roadster

# Abbildungen Bremssättel

Illustrations brake calipers - Ilustraciones pinzas de freno - Illustrations étriers de frein - Illustrazioni pinze freno

11.3361-8505.2 220024 

 ATE

ø 36



## BMW

Z3 Coupe (E36)  
Z3 Roadster (E36)

11.3361-9975.2 220281 

 ATE

ø 36

11.3361-9976.2 220282 



## CITROËN

EVASION (22, U6)

## FIAT

ULYSSE (220\_)

## LANCIA

ZETA (22\_)

## PEUGEOT

806 (221)

11.3381-8504.2 220021 

 ATE

ø 38



## BMW

5 (E34)  
7 (E32)



## Abbildungen Bremssättel

Illustrations brake calipers - Ilustraciones pinzas de freno - Illustrations étriers de frein - Illustrazioni pinze freno

11.3401-0055.2 220519 ←

 ATE

ø 40

11.3401-0056.2 220520 →



### SAAB

9-5 (YS3E)

9-5 Kombi (YS3E)

11.3401-8503.2 220030 ←

 ATE

ø 40

11.3401-8504.2 220031 →



### BMW

5 Touring (E34)

11.3451-8501.2 220389 ←

 ATE

ø 45

11.3451-8502.2 220390 →



### MERCEDES-BENZ

SPRINTER 2-t Bus (901, 902)

SPRINTER 2-t Kasten (901, 902)

SPRINTER 2-t Pritsche/Fahrgestell (901, 902)

### VW

LT 28-35 II Bus (2DB, 2DE, 2DK)

LT 28-46 II Kasten (2DA, 2DD, 2DH)

LT 28-46 II Pritsche/Fahrgestell (2DC, 2DF, 2DG, 2DL, 2DM)

# Abbildungen Bremssättel

Illustrations brake calipers - Ilustraciones pinzas de freno - Illustrations étriers de frein - Illustrazioni pinze freno

11.3481-8512.2 220338 

 ATE

ø 48



## FORD

FIESTA III (GFJ)  
FIESTA Kasten (F3L, F5L)  
FIESTA Kasten (FVD)

11.3481-8513.2 220335 

 ATE

ø 48

11.3481-8514.2 220336 



## FORD

FIESTA III (GFJ)  
FIESTA IV (JA\_, JB\_)  
FIESTA Kasten (F3L, F5L)  
FIESTA Kasten (FVD)  
KA (RB\_)

## MAZDA

121 III (JASM, JBSM)

11.3481-8515.2 220365 

 ATE

ø 48

11.3481-8516.2 220366 



## FORD

FIESTA IV (JA\_, JB\_)  
FIESTA Kasten (J5\_, J3\_)  
FIESTA Kasten (JV\_)  
KA (RB\_)  
KA Van (RB)

## MAZDA

121 III (JASM, JBSM)

# Abbildungen Bremssättel

Illustrations brake calipers - Ilustraciones pinzas de freno - Illustrations étriers de frein - Illustrazioni pinze freno

11.3481-9833.2 220561 ←

 ATE

ø 48

11.3481-9834.2 220562 →



## CITROËN

SAXO (S0, S1)  
XSARA (N1)  
XSARA Break (N2)  
XSARA Coupe (N0)  
XSARA Kasten/Kombi  
XSARA Kasten/Schrägheck

## PEUGEOT

106 I (1A, 1C)  
106 II (1)  
205 I Cabriolet (741B, 20D)  
205 II (20A/C)  
306 (7B, N3, N5)  
306 Break (7E, N3, N5)  
306 Cabriolet (7D, N3, N5)  
306 Kasten/Kombi (N\_, 7\_)  
306 Kasten/Schrägheck  
306 Schrägheck (7A, 7C, N3, N5)

11.3521-8501.2 220391 ←

 ATE

ø 52

11.3521-8502.2 220392 →



## MERCEDES-BENZ

SPRINTER 2-t Bus (901, 902)  
SPRINTER 2-t Kasten (901, 902)  
SPRINTER 2-t Pritsche/Fahrgestell (901, 902)  
SPRINTER 3-t Bus (903)  
SPRINTER 3-t Kasten (903)  
SPRINTER 3-t Pritsche/Fahrgestell (903)

## VW

LT 28-35 II Bus (2DB, 2DE, 2DK)  
LT 28-46 II Kasten (2DA, 2DD, 2DH)  
LT 28-46 II Pritsche/Fahrgestell (2DC, 2DF, 2DG, 2DL, 2DM)

# Abbildungen Bremssättel

Illustrations brake calipers - Ilustraciones pinzas de freno - Illustrations étriers de frein - Illustrazioni pinze freno

11.3541-8521.2 220113 

 ATE

ø 54



## AUDI

80 (89, 89Q, 8A, B3)  
90 (89, 89Q, 8A, B3)  
100 (44, 44Q, C3)  
100 Avant (44, 44Q, C3)  
CABRIOLET (8G7, B4)  
COUPE (89, 8B)

11.3541-8529.2 220341 

 ATE

ø 54

11.3541-8530.2 220342 



## FORD

FIESTA III (GFJ)  
FIESTA IV (JA\_, JB\_)  
FIESTA Kasten (F3L, F5L)  
FIESTA Kasten (FVD)  
FIESTA Kasten (J5\_, J3\_)  
FIESTA Kasten (JV\_)  
PUMA (EC\_)

## MAZDA

121 III (JASM, JB5M)

11.3571-8508.2 220128 

 ATE

ø 57



## AUDI

100 (4A, C4)  
100 Avant (4A, C4)  
A6 (4A, C4)  
A6 Avant (4A, C4)

# Abbildungen Bremssättel

Illustrations brake calipers - Ilustraciones pinzas de freno - Illustrations étriers de frein - Illustrazioni pinze freno

11.3571-8509.2 220313 ←



ATE

ø 57

11.3571-8510.2 220314 →



## MERCEDES-BENZ

CLK (C208)  
CLK Cabriolet (A208)  
E-CLASS (W210)  
E-CLASS Kombi (S210)  
SLK (R170)

11.3571-8512.2 220316 ←



ATE

ø 57



## MERCEDES-BENZ

C-CLASS (W202)  
C-CLASS Kombi (S202)  
CLK (C208)  
CLK Cabriolet (A208)  
E-CLASS (W210)  
E-CLASS Kombi (S210)  
SLK (R170)

11.3571-8517.2 220321 ←



ATE

ø 57

11.3571-8518.2 220322 →



## AUDI

A4 (8D2, B5)  
A4 Avant (8D5, B5)

# Abbildungen Bremssättel

Illustrations brake calipers - Ilustraciones pinzas de freno - Illustrations étriers de frein - Illustrazioni pinze freno

11.3601-8501.2 220145 

 ATE

ø 60



**BMW**  
5 (E34)  
5 Touring (E34)

11.3601-8505.2 220149 

 ATE

ø 60



**BMW**  
5 (E34)  
5 Touring (E34)  
7 (E32)

11.3601-8515.2 220323 

 ATE

ø 60

11.3601-8516.2 220324 



**BMW**  
3 (E36)  
3 Cabriolet (E36)  
3 Coupe (E36)  
Z3 Coupe (E36)  
Z3 Roadster (E36)

# Abbildungen Bremssättel

Illustrations brake calipers - Ilustraciones pinzas de freno - Illustrations étriers de frein - Illustrazioni pinze freno

11.9347-7001.2 220473 ←



ATE

ø 34

11.9347-7002.2 220474 →



## MINI

MINI (R50, R53)

11.9347-7003.2 220565 ←



ATE

ø 34

11.9347-7004.2 220566 →



## MINI

MINI (R50, R53)

MINI Cabriolet (R52)

11.9347-7005.2 220643 ←



ATE

ø 34

11.9347-7006.2 220644 →



## DAIHATSU

CHARADE

## TOYOTA

YARIS (\_P9\_)

YARIS (\_P13\_)

YARIS (\_P15\_)

# Abbildungen Bremssättel

Illustrations brake calipers - Ilustraciones pinzas de freno - Illustrations étriers de frein - Illustrazioni pinze freno

11.9381-9957.2 220661 ←



ø 38

11.9381-9958.2 220662 →



## SAAB

9-5 (YS3E)

9-5 Kombi (YS3E)

11.9381-9959.2 220433 ←



ø 38

11.9381-9960.2 220434 →



## BMW

3 (E36)

3 Cabriolet (E36)

3 Coupe (E36)

3 Touring (E36)

11.9381-9961.2 220435 ←



ø 38

11.9381-9962.2 220436 →



## BMW

3 Cabriolet (E36)

3 Touring (E36)





# Abbildungen Bremssättel

Illustrations brake calipers - Ilustraciones pinzas de freno - Illustrations étriers de frein - Illustrazioni pinze freno

11.9387-7001.2 220397 ←

 ATE

ø 38

11.9387-7002.2 220398 →



## RENAULT

ESPACE IV (JK0/1\_)  
LAGUNA II (BG0/1\_)  
LAGUNA II Grandtour (KG0/1\_)  
MEGANE II (BM0/1\_, CM0/1\_)  
MEGANE II Stufenheck (LM0/1\_)  
VEL SATIS (BJ0\_)

11.9387-7003.2 220567 ←

 ATE

ø 38

11.9387-7004.2 220568 →



## OPEL

VECTRA C  
VECTRA C GTS

## SAAB

9-3 (YS3F)  
9-3 Cabriolet (YS3F)  
9-3 Kombi (YS3F)  
9-3X

## VAUXHALL

VECTRA Mk II (C)  
VECTRA Mk II (C) GTS

11.9387-7005.2 220569 ←

 ATE

ø 38

11.9387-7006.2 220570 →



## OPEL

VECTRA C  
VECTRA C GTS

## SAAB

9-3 (YS3F)  
9-3 Cabriolet (YS3F)  
9-3 Kombi (YS3F)  
9-3X

## VAUXHALL

VECTRA Mk II (C)  
VECTRA Mk II (C) GTS

# Abbildungen Bremssättel

Illustrations brake calipers - Ilustraciones pinzas de freno - Illustrations étriers de frein - Illustrazioni pinze freno

11.9387-7015.2 220627 

 ATE

ø 38

11.9387-7016.2 220628 



## FORD

C-MAX (DM2)  
FOCUS II (DA\_)  
FOCUS II Cabriolet  
FOCUS II Kombi (DA\_)  
FOCUS II Stufenheck (DA\_)  
FOCUS C-MAX

## MAZDA

3 (BK)  
3 Stufenheck (BK)

## VOLVO

C30  
C70 II Cabriolet  
S40 II (MS)  
V50 (MW)

11.9387-7021.2 220629 

 ATE

ø 38

11.9387-7022.2 220630 



## NISSAN

PRIMERA (P12)  
PRIMERA Hatchback (P12)  
PRIMERA Kombi (WP12)

# Abbildungen Bremssättel

Illustrations brake calipers - Ilustraciones pinzas de freno - Illustrations étriers de frein - Illustrazioni pinze freno

11.9401-9952.2 220464 

 ATE

ø 40



**BMW**

3 (E46)

3 Touring (E46)

11.9406-9995.2 220415 

 ATE

ø 40

11.9406-9996.2 220416 



**BMW**

5 (E39)

11.9407-7001.2 220573 

 ATE

ø 40

11.9407-7002.2 220574 



**OPEL**

SIGNUM

VECTRA C Caravan

**VAUXHALL**

SIGNUM

VECTRA Mk II (C) Estate

## Abbildungen Bremssättel

Illustrations brake calipers - Ilustraciones pinzas de freno - Illustrations étriers de frein - Illustrazioni pinze freno

11.9407-7005.2 220637 ←



ø 40

11.9407-7006.2 220638 →



### OPEL

GT Cabriolet  
SIGNUM  
VECTRA C Caravan

### VAUXHALL

SIGNUM  
VECTRA Mk II (C) Estate

11.9421-9963.2 220465 ←



ø 42



### BMW

X5 (E53)

11.9421-9979.2 220497 ←



ø 42

11.9421-9980.2 220498 →



### VOLVO

S60 I  
S80 I (TS, XY)  
V70 II (SW)  
XC70 CROSS COUNTRY

# Abbildungen Bremssättel

Illustrations brake calipers - Ilustraciones pinzas de freno - Illustrations étriers de frein - Illustrazioni pinze freno

11.9481-9811.2 220445 ←

 ATE

ø 48

11.9481-9812.2 220446 →



## MINI

MINI (R50, R53)

MINI Cabriolet (R52)

11.9541-9549.2 220575 ←

 ATE

ø 54

11.9541-9550.2 220576 →



## AUDI

A1 (8X1, 8XK)

A1 Sportback (8XA, 8XF)

A2 (8Z0)

A3 (8L1)

A3 (8P1)

A3 Cabriolet (8P7)

A3 Sportback (8PA)

## SEAT

ALTEA (5P1)

ALTEA XL (5P5, 5P8)

CORDOBA (6L2)

IBIZA IV (6L1)

IBIZA V (6J5, 6P1)

IBIZA V SPORTCOUPE (6J1, 6P5)

IBIZA V ST (6J8, 6P8)

LEON (1M1)

LEON (1P1)

Mii (KF1)

TOLEDO II (1M2)

TOLEDO III (5P2)

TOLEDO IV (KG3)

## SKODA

CITIGO

FABIA I (6Y2)

FABIA I Combi (6Y5)

FABIA I Praktik (6Y5)

FABIA I Stufenheck (6Y3)

FABIA II (542)

# Abbildungen Bremssättel

Illustrations brake calipers - Ilustraciones pinzas de freno - Illustrations étriers de frein - Illustrazioni pinze freno

11.9541-9549.2 220575 ←

 ATE

ø 54

11.9541-9550.2 220576 →



FABIA II Combi (545)  
FABIA III (NJ3)  
FABIA III Kombi (NJ5)  
OCTAVIA (1Z3)  
OCTAVIA I (1U2)  
OCTAVIA I Combi (1U5)  
OCTAVIA II Combi (1Z5)  
RAPID (NH3)  
RAPID Spaceback (NH1)  
ROOMSTER (5J)  
ROOMSTER Praktik (5J)  
YETI (5L)

## VW

BEETLE (5C1, 5C2)  
BEETLE Cabriolet (5C7, 5C8)  
BORA (1J2)  
BORA Kombi (1J6)  
CADDY III Kasten (2KA, 2KH, 2CA, 2CH)  
CADDY III Kombi (2KB, 2KJ, 2CB, 2CJ)  
FOX (5Z1, 5Z3)  
GOLF IV (1J1)  
GOLF IV Van (1J1)  
GOLF IV Variant (1J5)  
GOLF V (1K1)  
GOLF V Variant (1K5)  
GOLF VI (5K1)  
GOLF VI Variant (AJ5)  
GOLF PLUS (5M1, 521)  
JETTA III (1K2)  
JETTA IV (162, 163)  
LOAD UP  
NEW BEETLE (9C1, 1C1)  
NEW BEETLE Cabriolet (1Y7)  
POLO (6R, 6C)  
POLO (9N\_)  
POLO Stufenheck (9A4)  
POLO Stufenheck (60\_, 61\_)  
POLO Van (6R)  
UP

# Abbildungen Bremssättel

Illustrations brake calipers - Ilustraciones pinzas de freno - Illustrations étriers de frein - Illustrazioni pinze freno

11.9541-9553.2 220563 ←

 ATE

ø 54

11.9541-9554.2 220564 →



## AUDI

A1 (8X1, 8XK)  
A1 Sportback (8XA, 8XF)  
A3 (8P1)  
A3 Cabriolet (8P7)  
A3 Sportback (8PA)  
TT (8J3)  
TT Roadster (8J9)

## SEAT

ALTEA (5P1)  
ALTEA XL (5P5, 5P8)  
IBIZA V (6J5, 6P1)  
IBIZA V SPORTCOUPE (6J1, 6P5)  
IBIZA V ST (6J8, 6P8)  
LEON (1P1)  
TOLEDO III (5P2)  
TOLEDO IV (KG3)

## SKODA

FABIA II (542)  
FABIA II Combi (545)  
FABIA III (NJ3)  
FABIA III Kombi (NJ5)  
OCTAVIA (1Z3)  
OCTAVIA II Combi (1Z5)  
RAPID (NH3)  
RAPID Spaceback (NH1)  
ROOMSTER (5J)  
ROOMSTER Praktik (5J)  
SUPERB II (3T4)  
SUPERB II Kombi (3T5)  
YETI (5L)

## VW

BEETLE (5C1, 5C2)  
BEETLE Cabriolet (5C7, 5C8)  
CADDY III Kasten (2KA, 2KH, 2CA, 2CH)  
CADDY III Kombi (2KB, 2KJ, 2CB, 2CJ)  
CC (358)  
EOS (1F7, 1F8)  
GOLF V (1K1)  
GOLF V Variant (1K5)  
GOLF VI (5K1)  
GOLF VI Cabriolet (517)  
GOLF VI Variant (AJ5)  
GOLF PLUS (5M1, 521)  
JETTA III (1K2)

## Abbildungen Bremssättel

Illustrations brake calipers - Ilustraciones pinzas de freno - Illustrations étriers de frein - Illustrazioni pinze freno

11.9541-9553.2 220563 ←



ø 54

11.9541-9554.2 220564 →



JETTA IV (162, 163)  
PASSAT (3C2)  
PASSAT (362)  
PASSAT ALLTRACK (365)  
PASSAT CC (357)  
PASSAT Variant (3C5)  
PASSAT Variant (365)  
POLO (6R, 6C)  
POLO Stufenheck (60\_, 61\_)  
POLO Van (6R)  
SCIROCCO (137, 138)  
TOURAN (1T1, 1T2)  
TOURAN (1T3)

11.9541-9588.2 220420 ←



ø 54



### BMW

3 (E36)  
3 (E46)  
3 Cabriolet (E36)  
3 Cabriolet (E46)  
3 Compact (E36)  
3 Compact (E46)  
3 Coupe (E36)  
3 Coupe (E46)  
3 Touring (E36)  
3 Touring (E46)  
Z3 Coupe (E36)  
Z3 Roadster (E36)  
Z4 Roadster (E85)



# Abbildungen Bremssättel

Illustrations brake calipers - Ilustraciones pinzas de freno - Illustrations étriers de frein - Illustrazioni pinze freno

11.9541-9595.2 220501 ←



ø 54

11.9541-9596.2 220502 →



## AUDI

A3 (8L1)  
TT (8N3)  
TT Roadster (8N9)

## SEAT

IBIZA IV (6L1)  
LEON (1M1)  
TOLEDO II (1M2)

## SKODA

OCTAVIA I (1U2)  
OCTAVIA I Combi (1U5)

## VW

BORA (1J2)  
BORA Kombi (1J6)  
GOLF IV (1J1)  
GOLF IV Variant (1J5)  
NEW BEETLE (9C1, 1C1)  
POLO (9N\_)  
POLO Stufenheck (9A4)

11.9541-9668.2 220422 ←



ø 54



## BMW

3 (E36)  
3 Cabriolet (E36)  
3 Compact (E36)  
3 Coupe (E36)  
3 Touring (E36)  
Z3 Roadster (E36)

# Abbildungen Bremssättel

Illustrations brake calipers - Ilustraciones pinzas de freno - Illustrations étriers de frein - Illustrazioni pinze freno

11.9541-9806.2 220504 

 ATE

ø 54



## VOLVO

440 K (445)

460 L (464)

480 E

11.9571-9779.2 220657 

 ATE

ø 57

11.9571-9780.2 220658 



## OPEL

ASTRA H (L48)

ASTRA H GTC (L08)

SIGNUM

VECTRA C

VECTRA C Caravan

VECTRA C GTS

ZAFIRA B (A05)

## SAAB

9-3 (YS3F)

9-3 Cabriolet (YS3F)

9-3 Kombi (YS3F)

9-3X

## VAUXHALL

ASTRA Mk V (H) CC

ASTRA Mk V (H) Sport Hatch

SIGNUM

VECTRA Mk II (C)

VECTRA Mk II (C) Estate

VECTRA Mk II (C) GTS

ZAFIRA Mk II (B) (M75)

# Abbildungen Bremssättel

Illustrations brake calipers - Ilustraciones pinzas de freno - Illustrations étriers de frein - Illustrazioni pinze freno

11.9571-9785.2 220595 ←



ATE

ø 57

11.9571-9786.2 220596 →



## MAZDA

3 (BK)  
3 (BL)  
3 Stufenheck (BK)  
3 Stufenheck (BL)  
5 (CR19)  
5 (CW)  
PREMACY (CP)

11.9571-9801.2 220577 ←



ATE

ø 57



## TOYOTA

AVENSIS (\_T22\_)  
AVENSIS Liftback (\_T22\_)  
AVENSIS Station Wagon (\_T22\_)

11.9571-9811.2 220485 ←



ATE

ø 57

11.9571-9812.2 220486 →



## FORD

GALAXY (WGR)

## SEAT

ALHAMBRA (7V8, 7V9)

## VW

SHARAN (7M8, 7M9, 7M6)  
TRANSPORTER IV Bus (70XB, 70XC, 7DB, 7DW, 7DK)  
TRANSPORTER IV Kasten (70XA)  
TRANSPORTER IV Pritsche/Fahrgestell (70XD)

# Abbildungen Bremssättel

Illustrations brake calipers - Ilustraciones pinzas de freno - Illustrations étriers de frein - Illustrazioni pinze freno

11.9571-9819.2 220469 ←



ATE

ø 57

11.9571-9820.2 220470 →



## FORD

GALAXY (WGR)

## SEAT

ALHAMBRA (7V8, 7V9)

## VW

SHARAN (7M8, 7M9, 7M6)

TRANSPORTER IV Bus (70XB, 70XC, 7DB, 7DW, 7DK)

TRANSPORTER IV Kasten (70XA)

TRANSPORTER IV Pritsche/Fahrgestell (70XD)

11.9571-9821.2 220579 ←



ATE

ø 57

11.9571-9822.2 220580 →



## TOYOTA

AVENSIS (\_T22\_)

AVENSIS Liftback (\_T22\_)

AVENSIS Station Wagon (\_T22\_)

11.9571-9824.2 220472 ←



ATE

ø 57



## CHEVROLET

ASTRA Schrägheck

ASTRA Stufenheck

## OPEL

ADAM

ASTRA CLASSIC (L48)

ASTRA G Cabriolet (F67)

ASTRA G Caravan (F35\_)

ASTRA G CC (F48\_, F08\_)

ASTRA G Coupe (F07\_)

ASTRA G Kasten (F70)

ASTRA G Stufenheck (F69\_)

# Abbildungen Bremssättel

Illustrations brake calipers - Ilustraciones pinzas de freno - Illustrations étriers de frein - Illustrazioni pinze freno

11.9571-9824.2 220472 

 ATE

ø 57



ASTRA H (L48)  
ASTRA H Caravan (L35)  
ASTRA H GTC (L08)  
ASTRA H Kasten (L70)  
ASTRA H Stufenheck (L69)  
ASTRA H TwinTop (L67)  
COMBO (71\_)  
COMBO Kasten/Kombi  
COMBO Tour  
CORSA C (F08, F68)  
CORSA C Kasten (F08, W5L)  
CORSA D  
CORSA E  
CORSA E Van  
MERIVA  
MERIVA B  
ZAFIRA A (F75\_)  
ZAFIRA B (A05)  
ZAFIRA B Van  
**VAUXHALL**  
ADAM  
ASTRA Mk IV (G) CC  
ASTRA Mk IV (G) Convertible  
ASTRA Mk IV (G) Coupe (F67)  
ASTRA Mk IV (G) Estate  
ASTRA Mk IV (G) Sedan  
ASTRA Mk V (H) CC  
ASTRA Mk V (H) Estate  
ASTRA Mk V (H) Sport Hatch  
ASTRA Mk V (H) TwinTop  
ASTRAVAN Mk IV (G)  
ASTRAVAN Mk V (H)  
COMBO Mk II (C) Kasten/Kombi (F25)  
COMBO TOUR Mk II (C) (F25)  
CORSA Mk II (C) (W5L, F08)  
CORSA Mk III (D) (L\_8)  
CORSA Mk IV (E)  
CORSAVAN Mk IV (E)  
MERIVA Mk I (A)  
MERIVA Mk II (B)  
ZAFIRA Mk I (A) (F75)  
ZAFIRA Mk II (B) (M75)

# Abbildungen Bremssättel

Illustrations brake calipers - Ilustraciones pinzas de freno - Illustrations étriers de frein - Illustrazioni pinze freno

11.9571-9835.2 220427 ←

 ATE

ø 57

11.9571-9836.2 220428 →



## AUDI

A4 (8E2, B6)  
A4 (8EC, B7)  
A4 Avant (8E5, B6)  
A4 Avant (8ED, B7)  
A4 Cabriolet (8H7, B6, 8HE, B7)  
A6 (4B2, C5)  
A6 (4F2, C6)  
A6 Avant (4A, C4)  
A6 Avant (4B5, C5)  
A6 Avant (4F5, C6)

## SEAT

EXEO (3R2)  
EXEO ST (3R5)

## SKODA

SUPERB I (3U4)

## VW

PASSAT (3B2)  
PASSAT (3B3)  
PASSAT Kombi (3B5)  
PASSAT Variant (3B6)

11.9571-9841.2 220401 ←

 ATE

ø 57

11.9571-9842.2 220402 →



## RENAULT

LAGUNA II (BG0/1\_)  
LAGUNA II Grandtour (KG0/1\_)  
SCÉNIC I (JA0/1\_)

## Abbildungen Bremssättel

Illustrations brake calipers - Ilustraciones pinzas de freno - Illustrations étriers de frein - Illustrazioni pinze freno

11.9571-9864.2 220514 

 ATE

ø 57



### **VOLVO**

S60 I  
S80 I (TS, XY)  
V70 II (SW)  
XC70 CROSS COUNTRY

11.9571-9871.2 220425 

 ATE

ø 57



### **MG**

MG ZT  
MG ZT- T

### **ROVER**

75 (RJ)  
75 Tourer (RJ)

11.9571-9972.2 220606 

 ATE

ø 57



### **VOLVO**

850 (LS)  
850 Kombi (LW)  
C70 I Cabriolet  
C70 I Coupe  
S70 (LS)  
V70 I (LV)

# Abbildungen Bremssättel

Illustrations brake calipers - Ilustraciones pinzas de freno - Illustrations étriers de frein - Illustrazioni pinze freno

11.9576-9995.2 220651 ←



ø 57

11.9576-9996.2 220652 →



## AUDI

A3 (8P1)  
A3 Sportback (8PA)

## SEAT

LEON (1P1)

## SKODA

SUPERB II (3T4)  
SUPERB II Kombi (3T5)

## VW

EOS (1F7, 1F8)  
GOLF V (1K1)  
GOLF VI (5K1)  
PASSAT (3C2)  
PASSAT CC (357)  
PASSAT Variant (3C5)

11.9601-9787.2 220585 ←



ø 60

11.9601-9788.2 220586 →



## RENAULT

ESPACE IV (JK0/1\_)  
LAGUNA II (BG0/1\_)  
LAGUNA II Grandtour (KG0/1\_)  
VEL SATIS (BJ0\_)



# Abbildungen Bremssättel

Illustrations brake calipers - Ilustraciones pinzas de freno - Illustrations étriers de frein - Illustrazioni pinze freno

11.9606-9953.2 220587 ←



ø 60

11.9606-9954.2 220588 →



## AUDI

A4 (8E2, B6)  
A4 (8EC, B7)  
A4 Avant (8E5, B6)  
A4 Avant (8ED, B7)  
A4 Cabriolet (8H7, B6, 8HE, B7)  
A6 (4F2, C6)  
A6 Allroad (4FH, C6)  
A6 Avant (4F5, C6)  
A8 (4E\_)

## SEAT

EXEO (3R2)  
EXEO ST (3R5)

11.9606-9961.2 220655 ←



ø 60

11.9606-9962.2 220656 →



## AUDI

A4 (8E2, B6)  
A4 (8EC, B7)  
A4 Avant (8E5, B6)  
A4 Avant (8ED, B7)  
A4 Cabriolet (8H7, B6, 8HE, B7)  
A6 (4F2, C6)  
A6 Allroad (4FH, C6)  
A6 Avant (4F5, C6)

11.9606-9971.2 220589 ←



ø 60

11.9606-9972.2 220590 →



## OPEL

SIGNUM  
VECTRA C  
VECTRA C Caravan  
VECTRA C GTS

## SAAB

9-3 (YS3F)  
9-3 Cabriolet (YS3F)  
9-3 Kombi (YS3F)  
9-3X

## VAUXHALL

SIGNUM

# Abbildungen Bremssättel

Illustrations brake calipers - Ilustraciones pinzas de freno - Illustrations étriers de frein - Illustrazioni pinze freno

11.9606-9971.2 220589 ←

 ATE

ø 60

11.9606-9972.2 220590 →



VECTRA Mk II (C)  
VECTRA Mk II (C) Estate  
VECTRA Mk II (C) GTS

13.2351-0013.2 210010 ←

 ATE

ø 35

13.2351-0014.2 210011 →



## OPEL

ASTRA F (56\_, 57\_)  
ASTRA F Cabriolet (53\_B)  
ASTRA F Caravan (51\_, 52\_)  
ASTRA F CC (53\_, 54\_, 58\_, 59\_)  
CALIBRA A (85\_)  
KADETT E CC (33\_, 34\_, 43\_, 44\_)  
VECTRA A (86\_, 87\_)  
VECTRA A CC (88\_, 89\_)

## SAAB

900 II  
900 II Cabriolet  
900 II Coupe

## VAUXHALL

ASTRA Mk II CC  
ASTRA Mk III (F)  
ASTRA Mk III (F) CC  
ASTRA Mk III (F) Convertible  
CALIBRA  
CAVALIER Mk III (87)  
CAVALIER Mk III CC

# Abbildungen Bremssättel

Illustrations brake calipers - Ilustraciones pinzas de freno - Illustrations étriers de frein - Illustrazioni pinze freno

13.2351-0025.2 210210 ←



ø 35

13.2351-0026.2 210211 →



## CHEVROLET

VECTRA

## OPEL

VECTRA B (36\_)

VECTRA B Caravan (31\_)

VECTRA B CC (38\_)

## SAAB

9-3 (YS3D)

9-3 Cabriolet (YS3D)

900 II

900 II Cabriolet

900 II Coupe

## VAUXHALL

VECTRA (B)

VECTRA (B) CC

VECTRA (B) Estate

13.2351-0051.2 210180 ←



ø 35

13.2351-0052.2 210181 →



## OPEL

VECTRA B (36\_)

VECTRA B Caravan (31\_)

VECTRA B CC (38\_)

## VAUXHALL

VECTRA (B)

VECTRA (B) CC

VECTRA (B) Estate

# Abbildungen Bremssättel

Illustrations brake calipers - Ilustraciones pinzas de freno - Illustrations étriers de frein - Illustrazioni pinze freno

13.2351-8019.2 210139 

 ATE

ø 35

13.2351-8020.2 210140 



## MERCEDES-BENZ

C-CLASS (W202)

13.2361-8001.2 210214 

 ATE

ø 36



## MERCEDES-BENZ

C-CLASS (W202)

CLK (C208)

CLK Cabriolet (A208)

E-CLASS (W210)

SL (R129)

13.2361-8003.2 210220 

 ATE

ø 36

13.2361-8004.2 210221 



## MERCEDES-BENZ

C-CLASS (W202)

C-CLASS Kombi (S202)

CLK (C208)

CLK Cabriolet (A208)

E-CLASS (W210)

SLK (R170)

# Abbildungen Bremssättel

Illustrations brake calipers - Ilustraciones pinzas de freno - Illustrations étriers de frein - Illustrazioni pinze freno

13.2361-8005.2 210237 ←



ø 36

13.2361-8006.2 210238 →



## MERCEDES-BENZ

E-CLASS (W210)

13.2381-0097.2 210239 ←



ø 38



## VOLVO

850 (LS)  
850 Kombi (LW)  
C70 I Cabriolet  
C70 I Coupe  
S70 (LS)  
V70 I (LV)

13.2401-0028.2 210046 ←



ø 40



## VOLVO

740 (744)  
740 Kombi (745)  
760 (704, 764)  
760 Kombi (704, 765)  
940 (944)  
940 II (944)  
940 II Kombi (945)  
940 Kombi (945)  
960 (964)  
960 II (964)  
960 II Kombi (965)  
960 Kombi (965)

## Abbildungen Bremssättel

Illustrations brake calipers - Ilustraciones pinzas de freno - Illustrations étriers de frein - Illustrazioni pinze freno

13.2401-0039.2 210153 

 ATE

ø 40

13.2401-0040.2 210154 



### OPEL

OMEGA B (25\_, 26\_, 27\_)

OMEGA B Caravan (21\_, 22\_, 23\_)

### VAUXHALL

OMEGA (B)

OMEGA (B) Estate

13.2401-8013.2 210051 

 ATE

ø 40

13.2401-8014.2 210052 



### MERCEDES-BENZ

E-CLASS Kombi (S210)

S-CLASS (W140)

13.2421-0043.2 210193 

 ATE

ø 42

13.2421-0044.2 210194 



### OPEL

OMEGA B (25\_, 26\_, 27\_)

OMEGA B Caravan (21\_, 22\_, 23\_)

### VAUXHALL

OMEGA (B)

OMEGA (B) Estate

# Abbildungen Bremssättel

Illustrations brake calipers - Ilustraciones pinzas de freno - Illustrations étriers de frein - Illustrazioni pinze freno

13.2421-8025.2 210061 ←



ø 42

13.2421-8026.2 210062 →



## MERCEDES-BENZ

C-CLASS (W202)  
C-CLASS Kombi (S202)  
C-CLASS T-Model (S203)  
CLK (C208)  
CLK Cabriolet (A208)  
E-CLASS (W124)  
E-CLASS (W210)  
SALOON (W124)  
SL (R129)  
SLK (R170)

13.4421-8010.2 210229 ←



ø 42

ø 38



## MERCEDES-BENZ

C-CLASS (W202)  
CLK (C208)  
E-CLASS (W210)  
E-CLASS Kombi (S210)

13.9361-0023.2 210241 ←



ø 36

13.9361-0024.2 210242 →



## MERCEDES-BENZ

C-CLASS (W203)  
C-CLASS Coupe (CL203)  
CLC-CLASS (CL203)  
CLK (C209)  
CLK Cabriolet (A209)  
SLK (R171)

# Abbildungen Bremssättel

Illustrations brake calipers - Ilustraciones pinzas de freno - Illustrations étriers de frein - Illustrazioni pinze freno

13.9361-0035.2 210253 

 ATE

ø 36

13.9361-0036.2 210254 



## MERCEDES-BENZ

C-CLASS (W203)  
C-CLASS Coupe (CL203)  
C-CLASS T-Model (S203)  
CLC-CLASS (CL203)  
CLK (C208)  
CLK (C209)  
CLK Cabriolet (A208)  
CLK Cabriolet (A209)  
SLK (R171)

24.3301-1703.7 220683 

 TRW

ø 30

24.3301-1704.7 220684 



## MERCEDES-BENZ

A-CLASS (W169)  
B-CLASS (W245)

24.3331-0037.5 240547 

 ATE

ø 33

24.3331-0038.5 240548 



## PEUGEOT

406 (8B)  
406 Break (8E/F)  
406 Coupe (8C)



# Abbildungen Bremssättel

Illustrations brake calipers - Ilustraciones pinzas de freno - Illustrations étriers de frein - Illustrazioni pinze freno

24.3331-1701.5 240543 ←



BOS

ø 33

24.3331-1702.5 240544 →



## MERCEDES-BENZ

V-CLASS (638/2)  
VITO Bus (638)  
VITO Kasten (638)

24.3344-1703.5 240117 ←



TRW

ø 34

24.3344-1704.5 240118 →



## ALFA ROMEO

145 (930\_)  
146 (930\_)  
155 (167\_)  
SPIDER (916\_)

## FIAT

BARCETTA (183\_)  
BRAVO I (182\_)  
COUPE (175\_)  
TEMPRA (159\_)  
TEMPRA S.W. (159\_)  
TIPO (160\_)

## LANCIA

DEDRA (835\_)  
DEDRA SW (835\_)  
DELTA II (836\_)

# Abbildungen Bremssättel

Illustrations brake calipers - Ilustraciones pinzas de freno - Illustrations étriers de frein - Illustrazioni pinze freno

24.3344-1705.5 240273 

 TRW

ø 34

24.3344-1706.5 240274 



## FORD

FOCUS (DAW, DBW)  
FOCUS Kombi (DNW)  
FOCUS Stufenheck (DFW)

24.3344-1707.7 220531 

 TRW

ø 34

24.3344-1708.7 220532 



## RENAULT

MEGANE I Grandtour (KA0/1\_)  
MEGANE Scenic (JA0/1\_)  
SCÉNIC I (JA0/1\_)

24.3344-1711.7 220539 

 TRW

ø 34

24.3344-1712.7 220540 



## SEAT

AROSA (6H)  
CORDOBA (6K1, 6K2)  
CORDOBA Vario (6K5)  
IBIZA III (6K1)

## VW

LUPO (6X1, 6E1)  
POLO (6N1)  
POLO (6N2)  
POLO CLASSIC (6V2)

# Abbildungen Bremssättel

Illustrations brake calipers - Ilustraciones pinzas de freno - Illustrations étriers de frein - Illustrazioni pinze freno

24.3344-1713.7 220559 ←



TRW

ø 34

24.3344-1714.7 220560 →



## OPEL

ASTRA G Caravan (F35\_)  
ASTRA G CC (F48\_, F08\_)  
ASTRA G Coupe (F07\_)  
ASTRA G Kasten (F70)  
ASTRA G Stufenheck (F69\_)

## VAUXHALL

ASTRA Mk IV (G) CC  
ASTRA Mk IV (G) Coupe (F67)  
ASTRA Mk IV (G) Estate  
ASTRA Mk IV (G) Sedan  
ASTRAVAN Mk IV (G)

24.3344-1717.5 240341 ←



TRW

ø 34

24.3344-1718.5 240342 →



## NISSAN

ALMERA II (N16)  
ALMERA II Hatchback (N16)  
PRIMERA (P11)  
PRIMERA Hatchback (P11)  
PRIMERA Traveller (WP11)

24.3344-1719.5 240343 ←



ø 34

24.3344-1720.5 240344 →



## NISSAN

ALMERA I (N15)  
ALMERA I Hatchback (N15)  
ALMERA II (N16)  
ALMERA II Hatchback (N16)  
PULSAR I Stufenheck (N15)

# Abbildungen Bremssättel

Illustrations brake calipers - Ilustraciones pinzas de freno - Illustrations étriers de frein - Illustrazioni pinze freno

24.3354-1701.5 240347 ←



**AKE**

ø 35

24.3354-1702.5 240348 →



## MAZDA

323 F VI (BJ)  
323 S VI (BJ)  
626 V Station Wagon (GW)  
PREMACY (CP)

24.3361-8503.5 240513 ←



**ATE**

ø 36

24.3361-8504.5 240514 →



## BMW

3 (E36)  
3 Cabriolet (E36)  
3 Coupe (E36)  
Z1 Roadster

24.3361-9975.5 240541 ←



**ATE**

ø 36

24.3361-9976.5 240542 →



## CITROËN

EVASION (22, U6)

## FIAT

ULYSSE (220\_)

## LANCIA

ZETA (22\_)

## PEUGEOT

806 (221)

# Abbildungen Bremssättel

Illustrations brake calipers - Ilustraciones pinzas de freno - Illustrations étriers de frein - Illustrazioni pinze freno

24.3367-1707.7 220669 ←



TRW

ø 36

24.3367-1708.7 220670 →



## OPEL

ASTRA CLASSIC (L48)  
ASTRA G Caravan (F35\_)  
ASTRA G CC (F48\_, F08\_)  
ASTRA G Kasten (F70)  
ASTRA G Stufenheck (F69\_)  
ASTRA H (L48)  
ASTRA H Caravan (L35)  
ASTRA H GTC (L08)  
ASTRA H Kasten (L70)  
ASTRA H Stufenheck (L69)  
ASTRA H TwinTop (L67)

MERIVA

## VAUXHALL

ASTRA Mk IV (G) CC  
ASTRA Mk IV (G) Estate  
ASTRA Mk IV (G) Sedan  
ASTRA Mk V (H) CC  
ASTRA Mk V (H) Estate  
ASTRA Mk V (H) Sport Hatch  
ASTRA Mk V (H) TwinTop  
ASTRAVAN Mk IV (G)  
ASTRAVAN Mk V (H)  
MERIVA Mk I (A)

24.3381-8503.5 240515 ←



ATE

ø 38

24.3381-8504.5 240516 →



## BMW

5 (E34)  
7 (E32)

## Abbildungen Bremssättel

Illustrations brake calipers - Ilustraciones pinzas de freno - Illustrations étriers de frein - Illustrazioni pinze freno

24.3384-1601.5 240013 ←

 TRW

ø 38

24.3384-1602.5 240014 →



### AUDI

80 (89, 89Q, 8A, B3)  
90 (89, 89Q, 8A, B3)  
100 (4A, C4)  
100 (44, 44Q, C3)  
100 Avant (4A, C4)  
100 Avant (44, 44Q, C3)  
CABRIOLET (8G7, B4)  
COUPE (89, 8B)

24.3384-1603.5 240015 ←

 TRW

ø 38

24.3384-1604.5 240016 →



### SEAT

CORDOBA (6K1, 6K2)  
IBIZA II (6K1)  
TOLEDO I (1L)

### VW

CORRADO (53I)  
GOLF II (19E, 1G1)  
GOLF II Van (19E, 1G1)  
GOLF III (1H1)  
JETTA II (19E, 1G2, 165)  
PASSAT (3A2, 35I)  
PASSAT Variant (3A5, 35I)  
PASSAT Variant (33B)  
VENTO (1H2)

# Abbildungen Bremssättel

Illustrations brake calipers - Ilustraciones pinzas de freno - Illustrations étriers de frein - Illustrazioni pinze freno

24.3384-1605.5 240295 ←

 **TRW** ø 38

24.3384-1606.5 240296 →



## PEUGEOT

405 I (15B)  
405 I Break (15E)  
405 II (4B)  
405 II Break (4E)

24.3384-1701.5 240169 ←

 **TRW** ø 38

24.3384-1702.5 240170 →



## AUDI

80 (8C, B4)  
80 Avant (8C, B4)

24.3384-1703.5 240055 ←

 **TRW** ø 38

24.3384-1704.5 240056 →



## AUDI

80 (89, 89Q, 8A, B3)  
90 (89, 89Q, 8A, B3)  
100 (4A, C4)  
100 (44, 44Q, C3)  
100 Avant (4A, C4)  
100 Avant (44, 44Q, C3)  
200 (44, 44Q)  
A6 (4A, C4)  
A6 Avant (4A, C4)  
A8 (4D2, 4D8)  
COUPE (89, 8B)

## Abbildungen Bremssättel

Illustrations brake calipers - Ilustraciones pinzas de freno - Illustrations étriers de frein - Illustrazioni pinze freno

24.3384-1707.5 240171 ←

 TRW

ø 38

24.3384-1708.5 240172 →



### FORD

GALAXY (WGR)

### SEAT

ALHAMBRA (7V8, 7V9)

CORDOBA (6K1, 6K2)

IBIZA II (6K1)

TOLEDO I (1L)

### VW

CORRADO (53I)

GOLF III (1H1)

GOLF III Cabriolet (1E7)

GOLF III Variant (1H5)

GOLF IV Cabriolet (1E7)

PASSAT (3A2, 35I)

PASSAT Variant (3A5, 35I)

SHARAN (7M8, 7M9, 7M6)

VENTO (1H2)

24.3384-1709.5 240257 ←

 TRW

ø 38

24.3384-1710.5 240258 →



### AUDI

100 (4A, C4)

100 Avant (4A, C4)

A6 (4A, C4)

A6 Avant (4A, C4)

CABRIOLET (8G7, B4)

COUPE (89, 8B)



# Abbildungen Bremssättel

Illustrations brake calipers - Ilustraciones pinzas de freno - Illustrations étriers de frein - Illustrazioni pinze freno

24.3384-1713.5 240431 



ø 38

24.3384-1714.5 240432 



## FORD

MONDEO III (B5Y)

MONDEO III Stufenheck (B4Y)

24.3384-1715.5 240265 



TRW

ø 38

24.3384-1716.5 240266 



## FORD

GALAXY (WGR)

## SEAT

ALHAMBRA (7V8, 7V9)

## VW

SHARAN (7M8, 7M9, 7M6)

TRANSPORTER IV Bus (70XB, 70XC, 7DB, 7DW, 7DK)

TRANSPORTER IV Kasten (70XA)

TRANSPORTER IV Pritsche/Fahrgestell (70XD)

24.3384-1717.5 240267 



TRW

ø 38

24.3384-1718.5 240268 



## VW

TRANSPORTER IV Bus (70XB, 70XC, 7DB, 7DW, 7DK)

TRANSPORTER IV Kasten (70XA)

TRANSPORTER IV Pritsche/Fahrgestell (70XD)

## Abbildungen Bremssättel

Illustrations brake calipers - Ilustraciones pinzas de freno - Illustrations étriers de frein - Illustrazioni pinze freno

24.3384-1719.5 240259 ←



TRW

ø 38

24.3384-1720.5 240260 →



### AUDI

A4 (8D2, B5)

A4 Avant (8D5, B5)

24.3384-1721.5 240255 ←



TRW

ø 38

24.3384-1722.5 240256 →



### VOLVO

S40 I (VS)

V40 Kombi (VW)

24.3384-1723.7 220523 ←



TRW

ø 38

24.3384-1724.7 220524 →



### AUDI

A3 (8L1)

TT (8N3)

TT Roadster (8N9)

### SEAT

CORDOBA (6K1, 6K2)

CORDOBA (6K2)

CORDOBA Vario (6K5)

CORDOBA Vario (6K5)

IBIZA II (6K1)

IBIZA III (6K1)

TOLEDO II (1M2)

## Abbildungen Bremssättel

Illustrations brake calipers - Ilustraciones pinzas de freno - Illustrations étriers de frein - Illustrazioni pinze freno

24.3384-1723.7 220523 ←



TRW

ø 38

24.3384-1724.7 220524 →



### SKODA

OCTAVIA I (1U2)

OCTAVIA I Combi (1U5)

### VW

GOLF III Cabriolet (1E7)

GOLF IV (1J1)

GOLF IV Cabriolet (1E7)

GOLF IV Van (1J1)

NEW BEETLE (9C1, 1C1)

POLO Variant (6V5)

24.3384-1725.5 240261 ←



TRW

ø 38

24.3384-1726.5 240262 →



### AUDI

A4 (8D2, B5)

A4 Avant (8D5, B5)

24.3384-1734.7 220546 ←



TRW

ø 38



### AUDI

A6 (4B2, C5)

A6 Avant (4B5, C5)

ALLROAD (4BH, C5)

### VW

PASSAT (3B2)

PASSAT (3B3)

PASSAT Kombi (3B5)

PASSAT Variant (3B6)

## Abbildungen Bremssättel

Illustrations brake calipers - Ilustraciones pinzas de freno - Illustrations étriers de frein - Illustrazioni pinze freno

24.3384-1735.7 220547 ←



TRW

ø 38

24.3384-1736.7 220548 →



### AUDI

A4 (8E2, B6)  
A4 (8EC, B7)  
A4 Avant (8E5, B6)  
A4 Avant (8ED, B7)  
A4 Cabriolet (8H7, B6, 8HE, B7)

### SEAT

EXEO (3R2)  
EXEO ST (3R5)

24.3384-1737.5 240301 ←



TRW

ø 38

24.3384-1738.5 240302 →



### SEAT

CORDOBA (6K1, 6K2)  
CORDOBA Vario (6K5)  
IBIZA II (6K1)

### VW

POLO (6N1)  
POLO CLASSIC (6V2)

24.3384-1738.5 240302 ←



TRW

ø 38

24.3384-1738.5 240302 →



### SEAT

CORDOBA (6K1, 6K2)  
CORDOBA Vario (6K5)  
IBIZA II (6K1)

### VW

POLO (6N1)  
POLO CLASSIC (6V2)

# Abbildungen Bremssättel

Illustrations brake calipers - Ilustraciones pinzas de freno - Illustrations étriers de frein - Illustrazioni pinze freno

24.3384-1741.7 220599 ←



ø 38

24.3384-1742.7 220600 →



## ALFA ROMEO

147 (937\_)  
156 (932\_)  
156 Sportwagon (932\_)  
GT (937\_)

## FIAT

LINEA (323\_)

## LANCIA

LYBRA (839\_)  
LYBRA SW (839\_)

24.3384-1743.5 240319 ←



ø 38

24.3384-1744.5 240320 →



## MITSUBISHI

CARISMA (DA\_)  
CARISMA Stufenheck (DA\_)  
SPACE STAR Großraumlimousine (DG\_A)

## VOLVO

S40 I (VS)  
V40 Kombi (VW)

24.3384-1745.7 220609 ←



ø 38



## AUDI

A3 (8L1)  
TT (8N3)  
TT Roadster (8N9)

## SEAT

LEON (1M1)  
TOLEDO II (1M2)

## VW

BORA (1J2)  
BORA Kombi (1J6)  
GOLF IV (1J1)  
GOLF IV Van (1J1)

# Abbildungen Bremssättel

Illustrations brake calipers - Ilustraciones pinzas de freno - Illustrations étriers de frein - Illustrazioni pinze freno

24.3384-1745.7 220609 ←



TRW

ø 38



GOLF IV Variant (1J5)  
NEW BEETLE (9C1, 1C1)

24.3384-1753.7 220633 ←



TRW

ø 38

24.3384-1754.7 220634 →



## CHEVROLET

ASTRA Schrägheck

ASTRA Stufenheck

## OPEL

ASTRA G Cabriolet (F67)

ASTRA G Caravan (F35\_)

ASTRA G CC (F48\_, F08\_)

ASTRA G Coupe (F07\_)

MERIVA

ZAFIRA A (F75\_)

## VAUXHALL

ASTRA Mk IV (G) CC

ASTRA Mk IV (G) Convertible

ASTRA Mk IV (G) Coupe (F67)

MERIVA Mk I (A)

ZAFIRA Mk I (A) (F75)



## Abbildungen Bremssättel

Illustrations brake calipers - Ilustraciones pinzas de freno - Illustrations étriers de frein - Illustrazioni pinze freno

24.3384-1761.7 220671 ←

 **TRW** ø 38



### CITROËN

C8 (EA\_, EB\_)

### FIAT

ULYSSE (179\_)

### LANCIA

PHEDRA (179\_)


### PEUGEOT

807 (E)

24.3387-1705.7 220675 ←

 **TRW** ø 38

24.3387-1706.7 220676 →



### CITROËN

C2 (JM\_)

C2 ENTERPRISE


C3 I (FC\_)

C3 Pluriel (HB\_)

### PEUGEOT

1007 (KM\_)

24.3401-8503.5 240521 ←

 **ATE** ø 40

24.3401-8504.5 240522 →



### BMW

5 Touring (E34)

# Abbildungen Bremssättel

Illustrations brake calipers - Ilustraciones pinzas de freno - Illustrations étriers de frein - Illustrazioni pinze freno

24.3401-9977.5 240523 ←



ATE

ø 40

24.3401-9978.5 240524 →



**BMW**  
7 (E38)

24.3411-1701.5 240361 ←



AKE

ø 41

24.3411-1702.5 240362 →



## OPEL

FRONTERA A (5\_MWL4)  
FRONTERA A Sport (5\_SUD2)  
FRONTERA B (6B\_)  
MONTEREY A (UBS\_)  
MONTEREY B

## VAUXHALL


FRONTERA Mk I (A)  
FRONTERA Mk I (A) Sport  
FRONTERA Mk II (B)  
MONTEREY  
MONTEREY Mk II

24.3414-1703.7 220535 ←



ø 41

24.3414-1704.7 220536 →



## SEAT

TOLEDO II (1M2)

## SKODA

OCTAVIA I (1U2)  
OCTAVIA I Combi (1U5)

## VW

BORA (1J2)  
BORA Kombi (1J6)  
GOLF IV Variant (1J5)



## Abbildungen Bremssättel

Illustrations brake calipers - Ilustraciones pinzas de freno - Illustrations étriers de frein - Illustrazioni pinze freno

24.3414-1705.7 220549 ←

 TRW ø 41

24.3414-1706.7 220550 →



### AUDI

A3 (8L1)  
TT (8N3)  
TT Roadster (8N9)

### SEAT

LEON (1M1)  
TOLEDO II (1M2)

### SKODA

OCTAVIA I (1U2)  
OCTAVIA I Combi (1U5)

### VW

BORA (1J2)  
BORA Kombi (1J6)  
GOLF IV (1J1)  
GOLF IV Variant (1J5)

24.3414-1711.7 220677 ←

 TRW ø 41



### VW

MULTIVAN V (7HM, 7HN, 7HF, 7EF, 7EM, 7EN)  
MULTIVAN VI (SGF, SGM, SGN)  
TRANSPORTER V Bus (7HB, 7HJ, 7EB, 7EJ, 7EF, 7EG, 7HF, 7EC)  
TRANSPORTER V Kasten (7HA, 7HH, 7EA, 7EH)  
TRANSPORTER V Pritsche/Fahrgestell (7JD, 7JE, 7JL, 7JY, 7JZ,  
TRANSPORTER VI Bus (SGB, SGG, SGJ)  
TRANSPORTER VI Kasten (SGA, SGH)  
TRANSPORTER VI Pritsche/Fahrgestell (SFD, SFE, SFL, SFZ)

# Abbildungen Bremssättel

Illustrations brake calipers - Ilustraciones pinzas de freno - Illustrations étriers de frein - Illustrazioni pinze freno

24.3417-1701.7 220679 ←



TRW

ø 41

24.3417-1702.7 220680 →



## VW

CADDY III Kasten (2KA, 2KH, 2CA, 2CH)

CADDY III Kombi (2KB, 2KJ, 2CB, 2CJ)

24.3421-9979.5 240475 ←



ATE

ø 42

24.3421-9980.5 240476 →



## VOLVO

S60 I

S80 I (TS, XY)

V70 II (SW)

XC70 CROSS COUNTRY

24.3424-1701.5 240561 ←



BOS

ø 42

24.3424-1702.5 240562 →



## NISSAN

INTERSTAR Bus (X70)

INTERSTAR Kasten (X70)

INTERSTAR Pritsche/Fahrgestell

## OPEL

MOVANO Combi (J9)

MOVANO Kasten (F9)

MOVANO Kipper (H9)

MOVANO Pritsche/Fahrgestell (U9, E9)

## RENAULT

MASTER II Bus (JD)

MASTER II Kasten (FD)

## Abbildungen Bremssättel

Illustrations brake calipers - Ilustraciones pinzas de freno - Illustrations étriers de frein - Illustrazioni pinze freno

24.3424-1701.5 240561 ←



BOS

ø 42

24.3424-1702.5 240562 →



MASTER II Pritsche/Fahrgestell (ED/HD/UD)

### VAUXHALL

MOVANO Mk I (A) Chassis/Cab (ED, UD, HD)

MOVANO Mk I (A) Combi (JD)

MOVANO Mk I (A) Van (FD)

24.3431-1705.5 240365 ←



ø 43

24.3431-1706.5 240366 →



### HYUNDAI

GALLOPER II (JK-01)

### MITSUBISHI

GALLOPER (JK-01)

L 200 (K3\_T, K2\_T, K1\_T, K0\_T)

L 200 (K7\_T, K6\_T)

L 400 Bus (PD\_W, PC\_W, PA\_V, PB\_V, PA\_W)

L 400 Kasten (PD\_W, PC\_W, PB\_V, PA\_W, PA\_V)

PAJERO II (V3\_W, V2\_W, V4\_W)

PAJERO II Canvas Top (V2\_W, V4\_W)

PAJERO SPORT I (K7\_, K9\_)

PAJERO SPORT II (KH\_, KG\_)

PAJERO SPORT VAN I (K90)

## Abbildungen Bremssättel

Illustrations brake calipers - Ilustraciones pinzas de freno - Illustrations étriers de frein - Illustrazioni pinze freno

24.3434-1601.5 240019 ←

 **TRW** ø 43

24.3434-1602.5 240020 →



### FORD

SCORPIO I (GAE, GGE)  
SCORPIO I Kombi (GGE)  
SCORPIO I Stufenheck (GGE)  
SCORPIO II (GFR, GGR)  
SIERRA (GBG, GB4)  
SIERRA Kombi (BNC)  
SIERRA Kombi (BNG)  
SIERRA Schrägheck (GBC, GBG)  
SIERRA Schrägheck (GBC)

24.3434-1701.5 240357 ←

 **TRW** ø 43

24.3434-1702.5 240358 →



### AUDI

100 (4A, C4)  
100 (44, 44Q, C3)  
100 Avant (4A, C4)  
100 Avant (44, 44Q, C3)  
200 (44, 44Q)  
200 Avant (44, 44Q)  
A6 (4A, C4)  
A6 Avant (4A, C4)  
QUATTRO (85)  
V8 (44\_, 4C\_)

24.3441-1701.5 240331 ←

 **PER** ø 44

24.3441-1702.5 240332 →



### MERCEDES-BENZ

SPRINTER 2-t Bus (901, 902)  
SPRINTER 2-t Kasten (901, 902)  
SPRINTER 2-t Pritsche/Fahrgestell (901, 902)  
SPRINTER 3-t Bus (903)  
SPRINTER 3-t Kasten (903)  
SPRINTER 3-t Pritsche/Fahrgestell (903)  
SPRINTER 4-t Bus (904)  
SPRINTER 4-t Kasten (904)  
SPRINTER 4-t Pritsche/Fahrgestell (904)  
SPRINTER 5-t Pritsche/Fahrgestell (905)  
SPRINTER Kipper (905)  
VARIO Bus

# Abbildungen Bremssättel

Illustrations brake calipers - Ilustraciones pinzas de freno - Illustrations étriers de frein - Illustrazioni pinze freno

24.3441-1701.5 240331   PER ø 44  
24.3441-1702.5 240332 



VARIO Kasten/Kombi  
VARIO Kipper  
VARIO Pritsche/Fahrgestell  
VARIO Triebkopf

## VW

LT 28-35 II Bus (2DB, 2DE, 2DK)  
LT 28-46 II Kasten (2DA, 2DD, 2DH)  
LT 28-46 II Pritsche/Fahrgestell (2DC, 2DF, 2DG,  
2DL, 2DM)

24.3451-1501.5 240263   BDX ø 45  
24.3451-1502.5 240264 



## RENAULT

CLIO I (B/C57\_, 5/357\_)  
CLIO I Kasten (S57\_)  
RAPID Kasten (F40\_, G40\_)  
SUPER 5 (B/C40\_)  
SUPER 5 Kasten (S40\_)

24.3451-1711.5 240251   BDX ø 45  
24.3451-1712.5 240252 



## RENAULT

TWINGO I (C06\_)  
TWINGO I Kasten (S06\_)

# Abbildungen Bremssättel

Illustrations brake calipers - Ilustraciones pinzas de freno - Illustrations étriers de frein - Illustrazioni pinze freno

24.3481-1505.5 240047 ←



**BDX**

ø 48

24.3481-1506.5 240048 →



## RENAULT

9 (L42\_)  
11 (B/C37\_)  
11 Kasten (S37\_)  
19 I (B/C53\_)  
19 I Chamade (L53\_)  
19 I Kasten (S53\_)  
19 II (B/C53\_)  
19 II Chamade (L53\_)  
19 II Kasten (S53\_)  
CLIO I (B/C57\_, 5/357\_)  
CLIO I Kasten (S57\_)  
EXPRESS Kasten/Kombi  
EXPRESS Pick-up  
RAPID  
RAPID Kasten (F40\_, G40\_)  
SUPER 5 (B/C40\_)  
SUPER 5 Kasten (S40\_)

24.3481-1610.7 220198 ←



**TRW**

ø 48



## CITROËN

C15 (VD-\_)  
C15 Kombi  
VISA  
ZX (N2)

## PEUGEOT

205 I (741A/C)  
205 I Cabriolet (741B, 20D)  
205 II (20A/C)  
205 Kasten  
309 I (10C, 10A)  
309 II (3C, 3A)

# Abbildungen Bremssättel

Illustrations brake calipers - Ilustraciones pinzas de freno - Illustrations étriers de frein - Illustrazioni pinze freno

24.3481-1611.5 240029 ←

 TRW

ø 48

24.3481-1612.5 240030 →



## DACIA

LOGAN (LS\_)

SANDERO

## RENAULT

9 (L42\_)

11 (B/C37\_)

11 Kasten (S37\_)

19 I (B/C53\_)

19 I Chamade (L53\_)

19 I Kasten (S53\_)

19 II (B/C53\_)

19 II Chamade (L53\_)

19 II Kasten (S53\_)

21 Stufenheck (L48\_)

CLIO I (B/C57\_, 5/357\_)

CLIO I Kasten (S57\_)

CLIO II (BB0/1/2\_, CB0/1/2\_)

CLIO II Kasten (SB0/1/2\_)

LOGAN I (LS\_)

LOGAN I Kombi (KS\_)

MEGANE I (BA0/1\_)

MEGANE I Classic (LA0/1\_)

RAPID Kasten (F40\_, G40\_)

SANDERO/STEPWAY I (BS\_)

SUPER 5 (B/C40\_)

SUPER 5 Kasten (S40\_)

THALIA I (LB0/1/2\_)

THALIA II (LU1/2\_)

TWINGO I (C06\_)

TWINGO I Kasten (S06\_)

TWINGO II (CN0\_)

# Abbildungen Bremssättel

Illustrations brake calipers - Ilustraciones pinzas de freno - Illustrations étriers de frein - Illustrazioni pinze freno

24.3481-1615.5 240031 ←

 TRW

ø 48

24.3481-1616.5 240032 →



## CITROËN

ZX (N2)  
ZX Break (N2)

## DACIA

LOGAN (LS\_)  
LOGAN MCV (KS\_)  
SANDERO

## PEUGEOT

205 I (741A/C)  
205 I Cabriolet (741B, 20D)  
205 II (20A/C)  
309 I (10C, 10A)  
309 II (3C, 3A)

## RENAULT

9 (L42\_)  
11 (B/C37\_)  
19 I (B/C53\_)  
19 I Cabriolet (D53\_)  
19 I Chamade (L53\_)  
19 II (B/C53\_)  
19 II Cabriolet (D53\_, 853\_)  
19 II Chamade (L53\_)  
19 II Kasten (S53\_)  
21 (B48\_)  
21 Kasten (S48\_)  
21 Kombi (K48\_)  
21 Stufenheck (L48\_)  
CLIO I (B/C57\_, 5/357\_)  
CLIO I Kasten (S57\_)  
CLIO II (BB0/1/2\_, CB0/1/2\_)  
CLIO II Kasten (SB0/1/2\_)  
LOGAN I (LS\_)  
LOGAN I Kombi (KS\_)  
MEGANE I (BA0/1\_)  
MEGANE I Cabriolet (EA0/1\_)  
MEGANE I Classic (LA0/1\_)  
MEGANE I Coach (DA0/1\_)  
MEGANE I Grandtour (KA0/1\_)  
MEGANE Scenic (JA0/1\_)  
SANDERO/STEPWAY I (BS\_)  
SUPER 5 (B/C40\_)  
THALIA I (LB0/1/2\_)  
THALIA II (LU1/2\_)  
TWINGO I (C06\_)  
TWINGO I Kasten (S06\_)



## Abbildungen Bremssättel

Illustrations brake calipers - Ilustraciones pinzas de freno - Illustrations étriers de frein - Illustrazioni pinze freno

24.3481-1615.5 240031 

 TRW

ø 48

24.3481-1616.5 240032 



TWINGO II (CNO\_)

24.3481-1703.5 240051 

 TRW

ø 48

24.3481-1704.5 240052 



### FIAT

PUNTO (176\_)  
PUNTO Cabriolet (176\_)  
PUNTO Van (176\_)  
REGATA Weekend (138\_)  
TEMPRA (159\_)  
TEMPRA S.W. (159\_)  
TIPO (160\_)  
UNO (146\_)

### LANCIA

Y (840\_)

24.3481-1707.5 240073 

 TRW

ø 48

24.3481-1708.5 240074 



### PEUGEOT

405 I (15B)  
405 I Break (15E)  
405 II (4B)  
405 II Break (4E)

# Abbildungen Bremssättel

Illustrations brake calipers - Ilustraciones pinzas de freno - Illustrations étriers de frein - Illustrazioni pinze freno

24.3481-1726.5 240188 ◀

 **SUM** ø 48



## NISSAN

100 NX (B13)  
SUNNY III (N14)  
SUNNY III Hatchback (N14)  
SUNNY III Liftback (N14)

24.3481-1733.5 240213 ◀

24.3481-1734.5 240214 ▶

 **ATE** ø 48



## OPEL

ASTRA F (56\_, 57\_)  
ASTRA F Cabriolet (53\_B)  
ASTRA F Caravan (51\_, 52\_)  
ASTRA F CC (53\_, 54\_, 58\_, 59\_)  
ASTRA F CLASSIC Caravan  
ASTRA F CLASSIC CC  
ASTRA F CLASSIC Stufenheck  
ASTRA F Van (55\_)  
CORSA A CC (93\_, 94\_, 98\_, 99\_)  
CORSA A Kasten  
CORSA A TR (91\_, 92\_, 96\_, 97\_)  
CORSA B (73\_, 78\_, 79\_)  
CORSA B Kasten (73\_)  
CORSA B Kombi (F35)

## VAUXHALL

ASTRA Mk III (F)  
ASTRA Mk III (F) CC  
ASTRA Mk III (F) Estate  
ASTRAVAN Mk III (F)  
CORSA Mk I (B)  
CORSAVAN Mk I (B)  
NOVA  
NOVA CC  
NOVAVAN

# Abbildungen Bremssättel

Illustrations brake calipers - Ilustraciones pinzas de freno - Illustrations étriers de frein - Illustrazioni pinze freno

24.3481-1735.5 240283 ←

 ATE

ø 48

24.3481-1736.5 240284 →



## SEAT

AROSA (6H)

## SKODA

FABIA I (6Y2)

FABIA I Combi (6Y5)

FABIA I Praktik (6Y5)

FABIA I Stufenheck (6Y3)

FABIA II (542)

FABIA II Combi (545)

## VW

FOX (5Z1, 5Z3)

LUPO (6X1, 6E1)

POLO (6N1)

POLO (6N2)

POLO (9N\_)

POLO CLASSIC (6V2)

POLO Kasten (6NF)

POLO Stufenheck (9A4)

24.3481-1739.5 240243 ←

 BOS

ø 48

24.3481-1740.5 240244 →



## PEUGEOT

206 Schrägheck (2A/C)

206 Van

# Abbildungen Bremssättel

Illustrations brake calipers - Ilustraciones pinzas de freno - Illustrations étriers de frein - Illustrazioni pinze freno

24.3481-1741.5 240245 ←



**BOS**

ø 48

24.3481-1742.5 240246 →



## CITROËN

XSARA (N1)

XSARA Coupe (N0)

XSARA Kasten/Schrägheck

## PEUGEOT

206 Schrägheck (2A/C)

306 (7B, N3, N5)

306 Kasten/Kombi (N\_, 7\_)

306 Kasten/Schrägheck

306 Schrägheck (7A, 7C, N3, N5)

24.3481-1743.5 240305 ←



**BDX**

ø 48

24.3481-1744.5 240306 →



## FIAT

500 (312\_)

CINQUECENTO (170\_)

PANDA (169\_)

PANDA Van (169\_)

PUNTO (176\_)

PUNTO (188\_)

PUNTO Cabriolet (176\_)

PUNTO Van (176\_)

PUNTO Van (188\_)

SEICENTO / 600 (187\_)

SEICENTO / 600 Van (287\_)

## LANCIA

Y (840\_)

# Abbildungen Bremssättel

Illustrations brake calipers - Ilustraciones pinzas de freno - Illustrations étriers de frein - Illustrazioni pinze freno

24.3481-1745.5 240277 ←



ø 48

24.3481-1746.5 240278 →



## SEAT

CORDOBA (6K1, 6K2)  
CORDOBA Vario (6K5)  
IBIZA II (6K1)  
IBIZA III (6K1)

## VW

DERBY (86)  
DERBY (86C, 80)  
GOLF II (19E, 1G1)  
GOLF II Van (19E, 1G1)  
JETTA II (19E, 1G2, 165)  
POLO (86C, 80)  
POLO CLASSIC (6V2)  
POLO CLASSIC (86C, 80)  
POLO Coupe (86C, 80)  
POLO Kasten (86CF)  
POLO Variant (6V5)

24.3481-1749.5 240281 ←



ø 48

24.3481-1750.5 240282 →



## VW

POLO (6N1)  
POLO (6N2)  
POLO CLASSIC (6V2)  
POLO Kasten (6NF)

## Abbildungen Bremssättel

Illustrations brake calipers - Ilustraciones pinzas de freno - Illustrations étriers de frein - Illustrazioni pinze freno

24.3481-1751.5 240285 ←



BDX

ø 48

24.3481-1752.5 240286 →



### FIAT

PUNTO (176\_)

PUNTO (188\_)

PUNTO Cabriolet (176\_)

PUNTO Van (176\_)

### LANCIA

Y (840\_)

24.3481-1757.5 240325 ←



TRW

ø 48

24.3481-1758.5 240326 →



### OPEL

AGILA (A) (H00)

### SUZUKI

WAGON R+ (MM)

### VAUXHALL

AGILA Mk I (A)

24.3481-1759.5 240339 ←



BDX

ø 48



### MERCEDES-BENZ

100 Bus (631)

100 Kasten (631)

# Abbildungen Bremssättel

Illustrations brake calipers - Ilustraciones pinzas de freno - Illustrations étriers de frein - Illustrazioni pinze freno

24.3481-1761.5 240393 ←

 TRW

ø 48

24.3481-1762.5 240394 →



## CITROËN

C2 (JM\_)

C2 ENTERPRISE

C3 I (FC\_)

24.3481-1763.5 240367 ←

 AKE

ø 48

24.3481-1764.5 240368 →



## NISSAN

MICRA II (K11)

24.3481-1765.5 240369 ←

 TRW

ø 48

24.3481-1766.5 240370 →



## OPEL

CORSA C (F08, F68)

CORSA C Kasten (F08, W5L)

## VAUXHALL

CORSA Mk II (C) (W5L, F08)

CORSAVAN Mk II (C)

## Abbildungen Bremssättel

Illustrations brake calipers - Ilustraciones pinzas de freno - Illustrations étriers de frein - Illustrazioni pinze freno

24.3481-1767.5 240371 ◀

 **TRW** ø 48

24.3481-1768.5 240372 ▶



### OPEL

CORSA C (F08, F68)

CORSA C Kasten (F08, W5L)

### VAUXHALL

CORSA Mk II (C) (W5L, F08)

CORSAVAN Mk II (C)

24.3481-1769.5 240373 ◀

 **BOS** ø 48

24.3481-1770.5 240374 ▶



### PEUGEOT

206 Schrägheck (2A/C)

206 Stufenheck

206 SW (2E/K)

206 Van

206+ (T3E)

24.3481-1771.5 240375 ◀

 **BOS** ø 48

24.3481-1772.5 240376 ▶



### PEUGEOT

206 Schrägheck (2A/C)

206 Stufenheck

206 SW (2E/K)

206 Van

206+ (T3E)



# Abbildungen Bremssättel

Illustrations brake calipers - Ilustraciones pinzas de freno - Illustrations étriers de frein - Illustrazioni pinze freno

24.3481-1773.5 240377 ←



ø 48

24.3481-1774.5 240378 →



## CHEVROLET

MATIZ (M200, M250)

SPARK

## DAEWOO

MATIZ (KLYA)

MATIZ Kasten (KLA4)

24.3481-8515.5 240477 ←



ATE

ø 48

24.3481-8516.5 240478 →



## FORD

FIESTA IV (JA\_, JB\_)

FIESTA Kasten (J5\_, J3\_)

FIESTA Kasten (JV\_)

KA (RB\_)

KA Van (RB)

## MAZDA

121 III (JASM, JBSM)

24.3481-9833.5 240479 ←



ATE

ø 48

24.3481-9834.5 240480 →



## CITROËN

SAXO (S0, S1)

XSARA (N1)

XSARA Break (N2)

XSARA Coupe (N0)

XSARA Kasten/Kombi

XSARA Kasten/Schrägheck

## PEUGEOT

106 I (1A, 1C)

106 II (1)

205 II (20A/C)

306 (7B, N3, N5)

## Abbildungen Bremssättel

Illustrations brake calipers - Ilustraciones pinzas de freno - Illustrations étriers de frein - Illustrazioni pinze freno

24.3481-9833.5 240479 



ATE

ø 48

24.3481-9834.5 240480 




306 Break (7E, N3, N5)  
306 Cabriolet (7D, N3, N5)  
306 Kasten/Kombi (N\_, 7\_)  
306 Kasten/Schrägheck  
306 Schrägheck (7A, 7C, N3, N5)

24.3511-1709.5 240333 



ø 51

24.3511-1710.5 240334 



### HONDA

CIVIC VI Coupe (EJ, EM1)  
CIVIC VI Hatchback (EJ, EK)  
CIVIC VI Stufenheck (EJ, EK)  
LOGO (GA)

24.3511-1711.5 240379 



ø 51

24.3511-1712.5 240380 



### TOYOTA

YARIS (\_P1\_)  
YARIS VERSO (\_P2\_)

# Abbildungen Bremssättel

Illustrations brake calipers - Ilustraciones pinzas de freno - Illustrations étriers de frein - Illustrazioni pinze freno

24.3521-1701.5 240001 ←



ø 52

24.3521-1702.5 240002 →



## CHEVROLET

LANOS Stufenheck

VECTRA

## DAEWOO

ESPERO (KLEJ)

LANOS (KLAT)

LANOS Stufenheck (KLAT)

NEXIA (KLETN)

NEXIA Stufenheck (KLETN)

## OPEL

ASCONA C (81\_, 86\_, 87\_, 88\_)

ASCONA C CC (84\_, 89\_)

ASTRA F (56\_, 57\_)

ASTRA F Cabriolet (53\_B)

ASTRA F Caravan (51\_, 52\_)

ASTRA F CC (53\_, 54\_, 58\_, 59\_)

ASTRA F CLASSIC Caravan

ASTRA F CLASSIC CC

ASTRA F CLASSIC Stufenheck

ASTRA F Van (55\_)

CALIBRA A (85\_)

KADETT E (39\_, 49\_)

KADETT E Cabriolet (43B\_)

KADETT E Caravan (35\_, 36\_, 45\_, 46\_)

KADETT E CC (33\_, 34\_, 43\_, 44\_)

KADETT E Kasten (37\_, 47\_)

VECTRA A (86\_, 87\_)

VECTRA A CC (88\_, 89\_)

VECTRA B (36\_)

VECTRA B Caravan (31\_)

VECTRA B CC (38\_)

## VAUXHALL

ASTRA Mk II Belmont

ASTRA Mk II CC

ASTRA Mk II Convertible

ASTRA Mk II Estate

ASTRA Mk III (F)

ASTRA Mk III (F) CC

ASTRA Mk III (F) Convertible

ASTRA Mk III (F) Estate

ASTRAVAN Mk III (F)

CALIBRA

CAVALIER Mk III (87)

CAVALIER Mk III CC

VECTRA (B)

## Abbildungen Bremssättel

Illustrations brake calipers - Ilustraciones pinzas de freno - Illustrations étriers de frein - Illustrazioni pinze freno

24.3521-1701.5 240001 ←



ATE

ø 52

24.3521-1702.5 240002 →



VECTRA (B) CC  
VECTRA (B) Estate

24.3521-1707.5 240471 ←



BOS

ø 52

24.3521-1708.5 240472 →



### MERCEDES-BENZ

SPRINTER 2-t Bus (901, 902)  
SPRINTER 2-t Kasten (901, 902)  
SPRINTER 2-t Pritsche/Fahrgestell (901, 902)  
SPRINTER 3-t Bus (903)  
SPRINTER 3-t Kasten (903)  
SPRINTER 3-t Pritsche/Fahrgestell (903)

### VW

LT 28-35 II Bus (2DB, 2DE, 2DK)  
LT 28-46 II Kasten (2DA, 2DD, 2DH)  
LT 28-46 II Pritsche/Fahrgestell (2DC, 2DF, 2DG,  
2DL, 2DM)

24.3521-7001.5 240481 ←



ATE

ø 52

24.3521-7002.5 240482 →



### OPEL

ASTRA G Cabriolet (F67)  
ASTRA G Caravan (F35\_)  
ASTRA G CC (F48\_, F08\_)  
ASTRA G Coupe (F07\_)  
ASTRA G Kasten (F70)  
ASTRA G Stufenheck (F69\_)

### VAUXHALL

ASTRA Mk IV (G) CC  
ASTRA Mk IV (G) Convertible  
ASTRA Mk IV (G) Coupe (F67)  
ASTRA Mk IV (G) Estate

## Abbildungen Bremssättel

Illustrations brake calipers - Ilustraciones pinzas de freno - Illustrations étriers de frein - Illustrazioni pinze freno

24.3521-7001.5 240481 ←



ATE

ø 52

24.3521-7002.5 240482 →



ASTRA Mk IV (G) Sedan  
ASTRAVAN Mk IV (G)

24.3541-1603.5 240037 ←



TRW

ø 54

24.3541-1604.5 240038 →



### MERCEDES-BENZ

190 (W201)  
COUPE (C124)  
E-CLASS (W124)  
E-CLASS Cabriolet (A124)  
E-CLASS Coupe (C124)  
E-CLASS Kombi (S124)  
KOMBI Kombi (S124)  
SALOON (W124)

24.3541-1609.5 240039 ←



TRW

ø 54

24.3541-1610.5 240040 →



### AUDI

80 (8C, B4)  
80 (81, 85, B2)  
80 (89, 89Q, 8A, B3)  
80 Avant (8C, B4)  
90 (81, 85, B2)  
90 (89, 89Q, 8A, B3)  
100 (44, 44Q, C3)  
COUPE (81, 85)  
COUPE (89, 8B)

### SEAT

CORDOBA (6K1, 6K2)

# Abbildungen Bremssättel

Illustrations brake calipers - Ilustraciones pinzas de freno - Illustrations étriers de frein - Illustrazioni pinze freno

24.3541-1609.5 240039 

 **TRW** ø 54

24.3541-1610.5 240040 



CORDOBA (6K2)  
CORDOBA Vario (6K5)  
CORDOBA Vario (6K5)  
IBIZA II (6K1)  
IBIZA III (6K1)  
INCA (6K9)  
TOLEDO I (1L)

## VW

CADDY II Kasten (9K9A)  
CADDY II Kombi (9K9B)  
CORRADO (53I)  
GOLF II (19E, 1G1)  
GOLF III (1H1)  
GOLF III Cabriolet (1E7)  
GOLF III Van (1H1)  
GOLF III Variant (1H5)  
GOLF IV Cabriolet (1E7)  
JETTA II (19E, 1G2, 165)  
PASSAT (3A2, 35I)  
PASSAT (32B)  
PASSAT Variant (3A5, 35I)  
PASSAT Variant (33B)  
POLO CLASSIC (6V2)  
POLO Variant (6V5)  
SCIROCCO (53B)  
VENTO (1H2)

24.3541-1625.5 240045 

 **TRW** ø 54

24.3541-1626.5 240046 



## RENAULT

18 (134\_)  
18 Variable (135\_)  
20 (127\_)  
21 Kombi (K48\_)  
21 Stufenheck (L48\_)  
25 (B29\_)  
30 (127\_)  
ESPACE I (J11\_)  
ESPACE II (J/S63\_)  
FUEGO (136\_)

# Abbildungen Bremssättel

Illustrations brake calipers - Ilustraciones pinzas de freno - Illustrations étriers de frein - Illustrazioni pinze freno

24.3541-1701.5 240005 ←

 ATE

ø 54



## FORD

FIESTA I (GFBT)  
FIESTA II (FBD)  
FIESTA III (GFJ)  
FIESTA Kasten (F3L, F5L)  
FIESTA Kasten (FVD)

24.3541-1705.5 240111 ←

 SUM

ø 54

24.3541-1706.5 240112 →



## TOYOTA

COROLLA (\_E10\_)  
COROLLA (\_E11\_)  
COROLLA (\_E12\_)  
COROLLA Compact (\_E10\_)  
COROLLA Compact (\_E11\_)  
COROLLA Kombi (\_E12\_)  
COROLLA Liftback (\_E10\_)  
COROLLA Liftback (\_E11\_)  
COROLLA Wagon (\_E10\_)  
COROLLA Wagon (\_E11\_)

24.3541-1707.5 240067 ←

 BDX

ø 54

24.3541-1708.5 240068 →



## FORD

ESCORT '91 Express (AVL)  
ESCORT '95 Express (AVL)  
ESCORT V (GAL)  
ESCORT V Cabriolet (ALL)  
ESCORT V Kombi (GAL, AVL)  
ESCORT VI (GAL)  
ESCORT VI Cabriolet (ALL)  
ESCORT VI Kombi (GAL)  
ESCORT VI Stufenheck (GAL)  
ESCORT VII (GAL, AAL, ABL)  
ESCORT VII Cabriolet (ALL)  
ESCORT VII Kombi (GAL, ANL)

## Abbildungen Bremssättel

Illustrations brake calipers - Ilustraciones pinzas de freno - Illustrations étriers de frein - Illustrazioni pinze freno

24.3541-1707.5 240067   **BDX**  $\varnothing$  54  
24.3541-1708.5 240068 



ESCORT VII Stufenheck (GAL, AFL)  
ESCORT CLASSIC (AAL, ABL)  
ESCORT CLASSIC Turnier (ANL)  
ORION III (GAL)

24.3541-1725.5 240003   **TRW**  $\varnothing$  54  
24.3541-1726.5 240004 



**MERCEDES-BENZ**  
COUPE (C124)  
E-CLASS (W124)  
E-CLASS Kombi (S124)  
KOMBI Kombi (S124)  
SALOON (W124)

24.3541-1731.5 240061   **TRW**  $\varnothing$  54  
24.3541-1732.5 240062 



**SEAT**  
CORDOBA (6K1, 6K2)  
CORDOBA (6K2)  
CORDOBA Vario (6K5)  
CORDOBA Vario (6K5)  
IBIZA II (6K1)  
IBIZA III (6K1)  
TOLEDO I (1L)  
**VW**  
CORRADO (53I)  
GOLF II (19E, 1G1)  
GOLF III (1H1)



## Abbildungen Bremssättel

Illustrations brake calipers - Ilustraciones pinzas de freno - Illustrations étriers de frein - Illustrazioni pinze freno

24.3541-1731.5 240061 ←



TRW

ø 54

24.3541-1732.5 240062 →



PASSAT (3A2, 35I)  
PASSAT Variant (3A5, 35I)  
VENTO (1H2)

24.3541-1737.5 240197 ←



TRW

ø 54

24.3541-1738.5 240198 →



### SKODA

FELICIA I (6U1)  
FELICIA I Kombi (6U5)  
FELICIA I Pick-up (6UF, 6U7)  
FELICIA II (6U1)  
FELICIA II Kombi (6U5)

### VW

CADDY II Pick-up (9U7)

24.3541-1739.5 240223 ←



TRW

ø 54

24.3541-1740.5 240224 →



### VW

GOLF III (1H1)  
GOLF III Cabriolet (1E7)  
GOLF III Van (1H1)  
GOLF III Variant (1H5)  
GOLF IV Cabriolet (1E7)  
VENTO (1H2)

## Abbildungen Bremssättel

Illustrations brake calipers - Ilustraciones pinzas de freno - Illustrations étriers de frein - Illustrazioni pinze freno

24.3541-1741.5 240215 ←



TRW

ø 54

24.3541-1742.5 240216 →



### RENAULT

LAGUNA I (B56\_, 556\_)  
LAGUNA I Grandtour (K56\_)  
MEGANE I (BA0/1\_)  
MEGANE I Cabriolet (EA0/1\_)  
MEGANE I Coach (DA0/1\_)  
MEGANE Scenic (JA0/1\_)  
SAFRANE I (B54\_)  
SAFRANE II (B54\_)

24.3541-1743.5 240219 ←



TRW

ø 54

24.3541-1744.5 240220 →



### AUDI

80 (8C, B4)  
80 Avant (8C, B4)

24.3541-1745.5 240217 ←



TRW

ø 54

24.3541-1746.5 240218 →



### AUDI

A4 (8D2, B5)  
A4 Avant (8D5, B5)

# Abbildungen Bremssättel

Illustrations brake calipers - Ilustraciones pinzas de freno - Illustrations étriers de frein - Illustrazioni pinze freno

**24.3541-1749.5 240427**   **TRW** **ø 54**  
**24.3541-1750.5 240428** 



## RENAULT

CLIO II (BB0/1/2\_, CB0/1/2\_)  
ESPACE III (JE0\_)  
LAGUNA I (B56\_, 556\_)  
LAGUNA I Grandtour (K56\_)  
MEGANE I (BA0/1\_)  
MEGANE I Cabriolet (EA0/1\_)  
MEGANE I Classic (LA0/1\_)  
MEGANE I Coach (DA0/1\_)  
MEGANE I Grandtour (KA0/1\_)  
MEGANE Scenic (JA0/1\_)  
SCÉNIC I (JA0/1\_)

**24.3541-1751.7 220477**   **TRW** **ø 54**  
**24.3541-1752.7 220478** 



## MERCEDES-BENZ

C-CLASS (W202)  
C-CLASS Kombi (S202)

**24.3541-1753.7 220479**   **TRW** **ø 54**  
**24.3541-1754.7 220480** 



## MERCEDES-BENZ

A-CLASS (W168)

# Abbildungen Bremssättel

Illustrations brake calipers - Ilustraciones pinzas de freno - Illustrations étriers de frein - Illustrazioni pinze freno

24.3541-1755.7 220481 ←



TRW

ø 54

24.3541-1756.7 220482 →



## MERCEDES-BENZ

C-CLASS (W202)

24.3541-1757.7 220483 ←



TRW

ø 54

24.3541-1758.7 220484 →



## CITROËN

BERLINGO (MF)  
BERLINGO Kasten (M\_)  
XSARA (N1)  
XSARA Break (N2)  
XSARA Coupe (N0)  
XSARA Kasten/Kombi  
XSARA PICASSO (N68)

## PEUGEOT

306 (7B, N3, N5)  
306 Break (7E, N3, N5)  
306 Cabriolet (7D, N3, N5)  
306 Kasten/Kombi (N\_, 7\_)  
306 Kasten/Schrägheck  
306 Schrägheck (7A, 7C, N3, N5)  
PARTNER Combispace (5F)  
PARTNER Kasten (5)  
PARTNER Pritsche/Fahrgestell

# Abbildungen Bremssättel

Illustrations brake calipers - Ilustraciones pinzas de freno - Illustrations étriers de frein - Illustrazioni pinze freno

24.3541-1759.7 220491 ←



TRW

ø 54

24.3541-1760.7 220492 →



## MERCEDES-BENZ

A-CLASS (W168)

24.3541-1761.5 240233 ←



ø 54

24.3541-1762.5 240234 →



## CITROËN

BERLINGO (MF)

C3 I (FC\_)

C4 I (LC\_)

C4 Coupe (LA\_)

C4 Stufenheck

XSARA (N1)

XSARA Break (N2)

XSARA Coupe (N0)

XSARA PICASSO (N68)

## PEUGEOT

207 (WA\_, WC\_)

207 CC (WD\_)

207 SW (WK\_)

207 Van

307 (3A/C)

307 Break (3E)

307 CC (3B)

307 SW (3H)

1007 (KM\_)

PARTNER Combispace (5F)

PARTNER Kasten (5)

PARTNER Pritsche/Fahrgestell

# Abbildungen Bremssättel

Illustrations brake calipers - Ilustraciones pinzas de freno - Illustrations étriers de frein - Illustrazioni pinze freno

24.3541-1763.5 240231 ←

 TRW

ø 54

24.3541-1764.5 240232 →



## AUDI

A4 (8D2, B5)  
A4 (8E2, B6)  
A4 (8EC, B7)  
A4 Avant (8D5, B5)  
A4 Avant (8E5, B6)  
A4 Avant (8ED, B7)  
A4 Cabriolet (8H7, B6, 8HE, B7)

## SEAT

EXEO (3R2)  
EXEO ST (3R5)

## VW

PASSAT (3B2)  
PASSAT Kombi (3B5)

24.3541-1765.5 240235 ←

 BOS

ø 54

24.3541-1766.5 240236 →



## NISSAN

KUBISTAR (X76)  
KUBISTAR Kasten (X80)

## RENAULT

KANGOO (KC0/1\_)  
KANGOO Express (FC0/1\_)

# Abbildungen Bremssättel

Illustrations brake calipers - Ilustraciones pinzas de freno - Illustrations étriers de frein - Illustrazioni pinze freno

24.3541-1767.5 240237 ←

 BOS

ø 54

24.3541-1768.5 240238 →



## CITROËN

XSARA (N1)  
XSARA Break (N2)  
XSARA Coupe (N0)  
XSARA Kasten/Kombi

## PEUGEOT

206 CC (2D)  
206 Schrägheck (2A/C)  
206 Stufenheck  
306 (7B, N3, N5)  
306 Break (7E, N3, N5)  
306 Cabriolet (7D, N3, N5)  
306 Kasten/Kombi (N\_, 7\_)  
306 Kasten/Schrägheck  
306 Schrägheck (7A, 7C, N3, N5)

24.3541-1771.5 240239 ←

 BOS

ø 54

24.3541-1772.5 240240 →



## CITROËN

BERLINGO (MF)  
BERLINGO Kasten (M\_)  
C2 (JM\_)  
C2 ENTERPRISE  
C3 I (FC\_)  
C3 II  
C3 III (SX)  
C3 Picasso  
C4 I (LC\_)  
C4 CACTUS  
C4 Coupe (LA\_)  
C4 Stufenheck  
C-ELYSEE  
DS3  
DS3 Cabriolet  
XSARA (N1)  
XSARA Break (N2)  
XSARA Coupe (N0)  
XSARA Kasten/Kombi  
XSARA Kasten/Schrägheck  
XSARA PICASSO (N68)

## DS

DS 3  
DS 3 Cabriolet

## PEUGEOT

206 CC (2D)

# Abbildungen Bremssättel

Illustrations brake calipers - Ilustraciones pinzas de freno - Illustrations étriers de frein - Illustrazioni pinze freno

24.3541-1771.5 240239 ◀

 BOS

ø 54

24.3541-1772.5 240240 ▶



206 Schrägheck (2A/C)  
206 Stufenheck  
206 SW (2E/K)  
206+ (T3E)  
207 (WA\_, WC\_)  
207 Stufenheck  
207 SW (WK\_)  
207 Van  
208  
208 Kasten  
301  
307 (3A/C)  
307 Break (3E)  
307 SW (3H)  
1007 (KM\_)  
2008  
PARTNER Combispace (5F)  
PARTNER Kasten (5)  
PARTNER Pritsche/Fahrgestell

24.3541-1775.7 220529 ◀

 TRW

ø 54

24.3541-1776.7 220530 ▶



## VW

TRANSPORTER IV Bus (70XB, 70XC, 7DB, 7DW, 7DK)  
TRANSPORTER IV Kasten (70XA)  
TRANSPORTER IV Pritsche/Fahrgestell (70XD)



# Abbildungen Bremssättel

Illustrations brake calipers - Ilustraciones pinzas de freno - Illustrations étriers de frein - Illustrazioni pinze freno

24.3541-1777.5 240247 ←

 TRW

ø 54

24.3541-1778.5 240248 →



## CITROËN

BERLINGO (MF)  
BERLINGO Kasten (M\_)

## PEUGEOT

PARTNER Combispace (5F)  
PARTNER Kasten (5)

24.3541-1779.5 240249 ←

 TRW

ø 54

24.3541-1780.5 240250 →



## SEAT

AROSA (6H)

## VW

LUPO (6X1, 6E1)  
POLO (6N1)  
POLO (6N2)

24.3541-1783.5 240269 ←

 TRW

ø 54

24.3541-1784.5 240270 →



## MITSUBISHI

CARISMA (DA\_)  
CARISMA Stufenheck (DA\_)  
SPACE STAR Großraumlimousine (DG\_A)

## VOLVO

S40 I (VS)  
V40 Kombi (VW)

# Abbildungen Bremssättel

Illustrations brake calipers - Ilustraciones pinzas de freno - Illustrations étriers de frein - Illustrazioni pinze freno

24.3541-1785.5 240271 ←



TRW

ø 54

24.3541-1786.5 240272 →



## mitsubishi

CARISMA (DA\_)

CARISMA Stufenheck (DA\_)

## VOLVO

S40 I (VS)

V40 Kombi (VW)

24.3541-1787.5 240289 ←



ATE

ø 54

24.3541-1788.5 240290 →



## FIAT

BRAVA (182\_)

BRAVO I (182\_)

MAREA (185\_)

MAREA Weekend (185\_)

PUNTO (188\_)

PUNTO Van (188\_)

24.3541-1789.5 240291 ←



ATE

ø 54

24.3541-1790.5 240292 →



## ALFA ROMEO

145 (930\_)

146 (930\_)

## FIAT

BARCETTA (183\_)

BRAVA (182\_)

BRAVO I (182\_)

MAREA (185\_)

MAREA Weekend (185\_)

PUNTO (188\_)

PUNTO Van (188\_)

# Abbildungen Bremssättel

Illustrations brake calipers - Ilustraciones pinzas de freno - Illustrations étriers de frein - Illustrazioni pinze freno

24.3541-1797.7 220553 ◀

 TRW

ø 54

24.3541-1798.7 220554 ▶



## SEAT

CORDOBA (6L2)  
IBIZA IV (6L1)  
IBIZA V (6J5, 6P1)  
IBIZA V SPORTCOUPE (6J1, 6P5)  
IBIZA V ST (6J8, 6P8)

## SKODA

FABIA I (6Y2)  
FABIA I Combi (6Y5)  
FABIA I Praktik (6Y5)  
FABIA I Stufenheck (6Y3)  
FABIA II (542)  
FABIA II Combi (545)  
ROOMSTER (5J)  
ROOMSTER Praktik (5J)

## VW

POLO (9N\_)  
POLO Stufenheck (9A4)

24.3541-1803.7 220603 ◀

 TRW

ø 54

24.3541-1804.7 220604 ▶



## CITROËN

C2 (JM\_)  
C2 ENTERPRISE  
C3 I (FC\_)  
C3 Pluriel (HB\_)

# Abbildungen Bremssättel

Illustrations brake calipers - Ilustraciones pinzas de freno - Illustrations étriers de frein - Illustrazioni pinze freno

24.3541-1805.5 240323 ◀



ø 54

24.3541-1806.5 240324 ▶



## HONDA

CIVIC VI Coupe (EJ, EM1)  
CIVIC VI Hatchback (EJ, EK)  
CIVIC VI Stufenheck (EJ, EK)  
CRX III (EH, EG)

24.3541-1807.5 240335 ◀



AKE

ø 54

24.3541-1808.5 240336 ▶



## HYUNDAI

ACCENT II (LC)  
ACCENT II Stufenheck (LC)  
GETZ (TB)  
LANTRA I (J-1)  
PONY / EXCEL Stufenheck (X-2)  
PONY (X-2)  
S COUPE (SLC)

24.3541-1809.5 240593 ◀



BOS

ø 54

24.3541-1810.5 240594 ▶



## FIAT

BRAVO II (198\_)  
STILO (192\_)  
STILO Multi Wagon (192\_)

## LANCIA

DELTA III (844\_)

# Abbildungen Bremssättel

Illustrations brake calipers - Ilustraciones pinzas de freno - Illustrations étriers de frein - Illustrazioni pinze freno

24.3541-1811.5 240429 ←

 BOS

ø 54

24.3541-1812.5 240430 →



## FIAT

BRAVO II (198\_)  
IDEA (350\_)  
STILO (192\_)  
STILO Multi Wagon (192\_)

## LANCIA

MUSA (350\_)

24.3541-1813.5 240381 ←

 TRW

ø 54

24.3541-1814.5 240382 →



## HONDA

CIVIC VI Aerodeck (MB, MC)  
CIVIC VI Fastback (MA, MB)  
CIVIC VI Hatchback (EJ, EK)  
CONCERTO (HW, MA)  
CONCERTO Stufenheck (HWW)

## ROVER

45 (RT)  
45 Stufenheck (RT)  
200 Cabriolet (XW)  
200 Coupe (XW)  
200 Hatchback (RF)  
200 Hatchback (XW)  
400 (RT)  
400 (XW)  
400 Hatchback (RT)  
400 Tourer (XW)  
COUPE  
STREETWISE

# Abbildungen Bremssättel

Illustrations brake calipers - Ilustraciones pinzas de freno - Illustrations étriers de frein - Illustrazioni pinze freno

24.3541-1815.5 240383 ←



SUM

ø 54

24.3541-1816.5 240384 →



## MITSUBISHI

GALANT IV (E3\_A)  
GALANT IV Stufenheck (E3\_A)  
SANTAMO  
SPACE RUNNER (N1\_W, N2\_W)  
SPACE WAGON (N3\_W, N4\_W)

24.3541-8085.5 240525 ←



ATE

ø 54

24.3541-8086.5 240526 →



## OPEL

CALIBRA A (85\_)  
VECTRA A (86\_, 87\_)  
VECTRA A CC (88\_, 89\_)

## SAAB

900 II  
900 II Cabriolet  
900 II Coupe

## VAUXHALL

CALIBRA  
CAVALIER Mk III (87)  
CAVALIER Mk III CC

24.3541-8105.5 240485 ←



ATE

ø 54

24.3541-8106.5 240486 →



## FORD

FOCUS (DAW, DBW)  
FOCUS Kombi (DNW)  
FOCUS Stufenheck (DFW)

# Abbildungen Bremssättel

Illustrations brake calipers - Ilustraciones pinzas de freno - Illustrations étriers de frein - Illustrazioni pinze freno

24.3541-8523.5 240551 ←



ø 54

24.3541-8524.5 240552 →



## AUDI

A3 (8L1)

## SEAT

LEON (1M1)

TOLEDO II (1M2)

## SKODA

OCTAVIA I (1U2)

OCTAVIA I Combi (1U5)

## VW

BORA (1J2)

BORA Kombi (1J6)

GOLF III (1H1)

GOLF III Variant (1H5)

GOLF IV (1J1)

GOLF IV Van (1J1)

GOLF IV Variant (1J5)

NEW BEETLE (9C1, 1C1)

NEW BEETLE Cabriolet (1Y7)

PASSAT (3A2, 35I)

PASSAT Variant (3A5, 35I)

VENTO (1H2)

24.3541-8529.5 240553 ←



ø 54

24.3541-8530.5 240554 →



## FORD

FIESTA III (GFJ)

FIESTA IV (JA\_, JB\_)

FIESTA Kasten (F3L, F5L)

FIESTA Kasten (FVD)

FIESTA Kasten (J5\_, J3\_)

FIESTA Kasten (JV\_)

PUMA (EC\_)

# Abbildungen Bremssättel

Illustrations brake calipers - Ilustraciones pinzas de freno - Illustrations étriers de frein - Illustrazioni pinze freno

24.3541-9587.5 240527 ←



ø 54

24.3541-9588.5 240528 →



## BMW

- 3 (E36)
- 3 (E46)
- 3 Cabriolet (E36)
- 3 Cabriolet (E46)
- 3 Compact (E36)
- 3 Compact (E46)
- 3 Coupe (E36)
- 3 Coupe (E46)
- 3 Touring (E36)
- 3 Touring (E46)
- Z3 Coupe (E36)
- Z3 Roadster (E36)
- Z4 Roadster (E85)

24.3541-9667.5 240529 ←



ø 54

24.3541-9668.5 240530 →



## BMW

- 3 (E36)
- 3 Cabriolet (E36)
- 3 Compact (E36)
- 3 Coupe (E36)
- 3 Touring (E36)
- Z3 Roadster (E36)





# Abbildungen Bremssättel

Illustrations brake calipers - Ilustraciones pinzas de freno - Illustrations étriers de frein - Illustrazioni pinze freno

24.3571-1703.5 240099 ←

 AKE

ø 57

24.3571-1704.5 240100 →



## MAZDA

323 F VI (BJ)  
323 S VI (BJ)  
626 IV (GE)  
626 IV Hatchback (GE)  
626 V (GF)  
626 V Hatchback (GF)  
MX-6 (GE)  
XEDOS 6 (CA)

24.3571-1705.5 240069 ←

 TRW

ø 57

24.3571-1706.5 240070 →



## OPEL

OMEGA A (16\_, 17\_, 19\_)  
OMEGA A Caravan (66\_, 67\_)  
OMEGA B (25\_, 26\_, 27\_)  
OMEGA B Caravan (21\_, 22\_, 23\_)  
SENATOR B (29\_)

## VAUXHALL

CARLTON Mk III  
CARLTON Mk III Estate  
OMEGA (B)  
OMEGA (B) Estate  
SENATOR Mk II (B)

24.3571-1707.5 240079 ←

 TRW

ø 57

24.3571-1708.5 240080 →



## VOLVO

740 (744)  
740 Kombi (745)  
940 (944)  
940 II (944)  
940 II Kombi (945)  
940 Kombi (945)  
960 (964)  
960 II (964)  
960 II Kombi (965)  
960 Kombi (965)  
S90  
V90 Kombi

# Abbildungen Bremssättel

Illustrations brake calipers - Ilustraciones pinzas de freno - Illustrations étriers de frein - Illustrazioni pinze freno

24.3571-1709.5 240153 ←

 **TRW** ø 57

24.3571-1710.5 240154 →



## CITROËN

EVASION (22, U6)

JUMPY (U6U)

JUMPY Kasten (BS\_, BT\_, BY\_, BZ\_)

JUMPY Pritsche/Fahrgestell (BU\_, BV\_, BW\_, BX\_)

## FIAT

SCUDO Combinato (220\_)

SCUDO Kasten (220\_)

SCUDO Pritsche/Fahrgestell (220\_)

ULYSSE (220\_)

## LANCIA

ZETA (22\_)

## PEUGEOT

806 (221)

EXPERT (224)

EXPERT Kasten (222)

EXPERT Pritsche/Fahrgestell (223)

24.3571-1713.5 240201 ←

 **SUM** ø 57

24.3571-1714.5 240202 →



## TOYOTA

CARINA E (\_T19\_)

CARINA E Sportswagon (\_T19\_)

CARINA E Stufenheck (\_T19\_)

CELICA (\_T20\_)

## Abbildungen Bremssättel

Illustrations brake calipers - Ilustraciones pinzas de freno - Illustrations étriers de frein - Illustrazioni pinze freno

24.3571-1715.5 240225 ←

 **TRW** ø 57

24.3571-1716.5 240226 →



### PEUGEOT

406 (8B)  
406 Break (8E/F)  
406 Coupe (8C)

24.3571-1717.5 240227 ←

 **TRW** ø 57

24.3571-1718.5 240228 →



### PEUGEOT

406 (8B)  
406 Break (8E/F)

24.3571-1721.7 220555 ←

 **TRW** ø 57

24.3571-1722.7 220556 →



### MERCEDES-BENZ

C-CLASS (W203)  
C-CLASS Coupe (CL203)  
C-CLASS T-Model (S203)  
CLC-CLASS (CL203)  
CLK (C209)  
CLK Cabriolet (A209)  
SLK (R171)

# Abbildungen Bremssättel

Illustrations brake calipers - Ilustraciones pinzas de freno - Illustrations étriers de frein - Illustrazioni pinze freno

24.3571-1731.5 240321 



TRW

ø 57

24.3571-1732.5 240322 



## NISSAN

ALMERA II (N16)  
ALMERA II Hatchback (N16)  
PRIMERA (P11)  
PRIMERA Hatchback (P11)  
PRIMERA Traveller (WP11)

24.3571-1735.5 240385 



BOS

ø 57

24.3571-1736.5 240386 



## FORD

MONDEO III (B5Y)  
MONDEO III Kombi (BWY)  
MONDEO III Stufenheck (B4Y)

## JAGUAR

X-TYPE (CF1\_)  
X-TYPE Estate (CF1\_)

24.3571-1737.5 240387 



ø 57

24.3571-1738.5 240388 



## MITSUBISHI

L 200 (K3\_T, K2\_T, K1\_T, K0\_T)  
L 200 Pritsche/Fahrgestell (K3\_T, K0\_T, K1\_T, K2\_T)  
L 300 III Bus (P0\_W, P1\_W, P2\_W)  
L 300 III Kasten (P0\_V, P1\_V, P\_2V)  
L 300 III Pritsche/Fahrgestell (P1\_T)

## Abbildungen Bremssättel

Illustrations brake calipers - Ilustraciones pinzas de freno - Illustrations étriers de frein - Illustrazioni pinze freno

24.3571-1739.7 220667 

 **TRW**  $\varnothing$  57

24.3571-1740.7 220668 



### MERCEDES-BENZ

C-CLASS (W203)  
C-CLASS Coupe (CL203)  
C-CLASS T-Model (S203)  
CLC-CLASS (CL203)  
CLK (C209)  
CLK Cabriolet (A209)  
SLK (R171)

24.3571-1745.7 220689 

 **TRW**  $\varnothing$  57

24.3571-1746.7 220690 



### PEUGEOT

407 (6D\_)  
407 SW (6E\_)

24.3571-1747.7 220691 

 **TRW**  $\varnothing$  57

24.3571-1748.7 220692 



### MERCEDES-BENZ

A-CLASS (W169)  
B-CLASS (W245)

# Abbildungen Bremssättel

Illustrations brake calipers - Ilustraciones pinzas de freno - Illustrations étriers de frein - Illustrazioni pinze freno

24.3571-8505.5 240489 



ATE

ø 57

24.3571-8506.5 240490 



## AUDI

100 (4A, C4)  
100 Avant (4A, C4)  
A6 (4A, C4)  
A6 Avant (4A, C4)

24.3571-8511.5 240491 



ATE

ø 57

24.3571-8512.5 240492 



## MERCEDES-BENZ

C-CLASS (W202)  
C-CLASS Kombi (S202)  
CLK (C208)  
CLK Cabriolet (A208)  
E-CLASS (W210)  
E-CLASS Kombi (S210)  
SLK (R170)

24.3571-8517.5 240493 



ATE

ø 57

24.3571-8518.5 240494 



## AUDI

A4 (8D2, B5)  
A4 Avant (8D5, B5)

# Abbildungen Bremssättel

Illustrations brake calipers - Ilustraciones pinzas de freno - Illustrations étriers de frein - Illustrazioni pinze freno

24.3571-8521.5 240495 ←



ø 57

24.3571-8522.5 240496 →



## AUDI

A4 (8D2, B5)  
A4 (8E2, B6)  
A4 (8EC, B7)  
A4 Avant (8D5, B5)  
A4 Avant (8E5, B6)  
A4 Avant (8ED, B7)  
A4 Cabriolet (8H7, B6, 8HE, B7)  
A6 (4B2, C5)  
A6 Avant (4A, C4)  
A6 Avant (4B5, C5)

## SEAT

EXEO (3R2)  
EXEO ST (3R5)

## SKODA

SUPERB I (3U4)

## VW

PASSAT (3B2)  
PASSAT (3B3)  
PASSAT Kombi (3B5)  
PASSAT Variant (3B6)

24.3571-9801.5 240497 ←



ø 57

24.3571-9802.5 240498 →



## TOYOTA

AVENSIS (\_T22\_)  
AVENSIS Liftback (\_T22\_)  
AVENSIS Station Wagon (\_T22\_)

# Abbildungen Bremssättel

Illustrations brake calipers - Ilustraciones pinzas de freno - Illustrations étriers de frein - Illustrazioni pinze freno

24.3571-9823.5 240499 ←

 ATE

ø 57

24.3571-9824.5 240500 →



## CHEVROLET

ASTRA Schrägheck

ASTRA Stufenheck

## OPEL

ADAM

ASTRA CLASSIC (L48)

ASTRA G Cabriolet (F67)

ASTRA G Caravan (F35\_)

ASTRA G CC (F48\_, F08\_)

ASTRA G Coupe (F07\_)

ASTRA G Kasten (F70)

ASTRA G Stufenheck (F69\_)

ASTRA H (L48)

ASTRA H Caravan (L35)

ASTRA H GTC (L08)

ASTRA H Kasten (L70)

ASTRA H Stufenheck (L69)

ASTRA H TwinTop (L67)

COMBO (71\_)

COMBO Kasten/Kombi

COMBO Tour

CORSA C (F08, F68)

CORSA C Kasten (F08, W5L)

CORSA D

CORSA E

CORSA E Van

MERIVA

MERIVA B

ZAFIRA A (F75\_)

ZAFIRA B (A05)

ZAFIRA B Van

## VAUXHALL

ADAM

ASTRA Mk IV (G) CC

ASTRA Mk IV (G) Convertible

ASTRA Mk IV (G) Coupe (F67)

ASTRA Mk IV (G) Estate

ASTRA Mk IV (G) Sedan

ASTRA Mk V (H) CC

ASTRA Mk V (H) Estate

ASTRA Mk V (H) Sport Hatch

ASTRA Mk V (H) TwinTop

ASTRAVAN Mk IV (G)

ASTRAVAN Mk V (H)

COMBO Mk II (C) Kasten/Kombi (F25)



## Abbildungen Bremssättel

Illustrations brake calipers - Ilustraciones pinzas de freno - Illustrations étriers de frein - Illustrazioni pinze freno

24.3571-9823.5 240499 ←



ATE

ø 57

24.3571-9824.5 240500 →



COMBO TOUR Mk II (C) (F25)  
CORSA Mk II (C) (W5L, F08)  
CORSA Mk III (D) (L\_8)  
CORSA Mk IV (E)  
CORSAVAN Mk IV (E)  
MERIVA Mk I (A)  
MERIVA Mk II (B)  
ZAFIRA Mk I (A) (F75)  
ZAFIRA Mk II (B) (M75)

24.3571-9841.5 240501 ←



ATE

ø 57

24.3571-9842.5 240502 →



### RENAULT

LAGUNA II (BG0/1\_)  
LAGUNA II Grandtour (KG0/1\_)  
SCÉNIC I (JA0/1\_)

24.3601-1707.5 240229 ←



TRW

ø 60

24.3601-1708.5 240230 →



### RENAULT

ESPACE III (JE0\_)  
LAGUNA I (B56\_, 556\_)  
LAGUNA I Grandtour (K56\_)  
MEGANE I Cabriolet (EA0/1\_)  
MEGANE I Coach (DA0/1\_)  
MEGANE Scenic (JA0/1\_)  
SAFRANE I (B54\_)  
SAFRANE II (B54\_)

# Abbildungen Bremssättel

Illustrations brake calipers - Ilustraciones pinzas de freno - Illustrations étriers de frein - Illustrazioni pinze freno

24.3601-1711.7 220607 ←



TRW

ø 60

24.3601-1712.7 220608 →



## CITROËN

C8 (EA\_, EB\_)

JUMPY (U6U)

JUMPY Kasten (BS\_, BT\_, BY\_, BZ\_)

JUMPY Pritsche/Fahrgestell (BU\_, BV\_, BW\_, BX\_)

## FIAT

SCUDO Combinato (220\_)

SCUDO Kasten (220\_)

SCUDO Pritsche/Fahrgestell (220\_)

ULYSSE (179\_)

## LANCIA

PHEDRA (179\_)

## PEUGEOT

807 (E)

EXPERT (224)

EXPERT Kasten (222)

EXPERT Pritsche/Fahrgestell (223)

24.3601-1717.5 240391 ←



AKE

ø 60

24.3601-1718.5 240392 →



## OPEL

FRONTERA A (5\_MWL4)

FRONTERA A Sport (5\_SUD2)

FRONTERA B (6B\_)

MONTEREY A (UBS\_)

MONTEREY B

## VAUXHALL

FRONTERA Mk I (A)

FRONTERA Mk I (A) Sport

FRONTERA Mk II (B)

MONTEREY

MONTEREY Mk II

# Abbildungen Bremssättel

Illustrations brake calipers - Ilustraciones pinzas de freno - Illustrations étriers de frein - Illustrazioni pinze freno

**24.3601-8501.5 240533** ←  **ATE** **ø 60**  
**24.3601-8502.5 240534** →



**BMW**  
5 (E34)  
5 Touring (E34)

**24.3601-8503.5 240535** ←  **ATE** **ø 60**  
**24.3601-8504.5 240536** →



**BMW**  
5 (E34)  
5 Touring (E34)  
7 (E32)

**24.3601-8505.5 240537** ←  **ATE** **ø 60**  
**24.3601-8506.5 240538** →



**BMW**  
5 (E34)  
5 Touring (E34)  
7 (E32)

# Abbildungen Bremssättel

Illustrations brake calipers - Ilustraciones pinzas de freno - Illustrations étriers de frein - Illustrazioni pinze freno

24.3601-8527.5 240503 ←



ø 60

24.3601-8528.5 240504 →



## FORD

COUGAR (EC\_)  
MONDEO I (GBP)  
MONDEO I Kombi (BNP)  
MONDEO I Stufenheck (GBP)  
MONDEO II (BAP)  
MONDEO II Kombi (BNP)  
MONDEO II Stufenheck (BFP)  
SCORPIO II (GFR, GGR)  
SCORPIO II Kombi (GMR, GGR)

24.3601-9787.5 240505 ←



ø 60

24.3601-9788.5 240506 →



## RENAULT

ESPACE IV (JK0/1\_)  
LAGUNA II (BG0/1\_)  
LAGUNA II Grandtour (KG0/1\_)  
VEL SATIS (BJ0\_)

24.3601-9829.5 240507 ←



ø 60

24.3601-9830.5 240508 →



## VOLVO

S60 I  
S80 I (TS, XY)  
V70 II (SW)  
XC70 CROSS COUNTRY

# Abbildungen Bremssättel

Illustrations brake calipers - Ilustraciones pinzas de freno - Illustrations étriers de frein - Illustrazioni pinze freno

24.3601-9947.5 240597 ←

 ATE

ø 60

24.3601-9948.5 240598 →



## VW

MULTIVAN V (7HM, 7HN, 7HF, 7EF, 7EM, 7EN)  
MULTIVAN VI (SGF, SGM, SGN)  
TOUAREG (7LA, 7L6, 7L7)  
TRANSPORTER V Bus (7HB, 7HJ, 7EB, 7EJ, 7EF, 7EG, 7HF, 7EC)  
TRANSPORTER V Kasten (7HA, 7HH, 7EA, 7EH)  
TRANSPORTER V Pritsche/Fahrgestell (7JD, 7JE, 7JL, 7JY, 7JZ,  
TRANSPORTER VI Bus (SGB, SGG, SGJ)  
TRANSPORTER VI Kasten (SGA, SGH)  
TRANSPORTER VI Pritsche/Fahrgestell (SFD, SFE, SFL, SFZ)

24.9235-0013.5 230001 ←

 ATE

ø 35

24.9235-0014.5 230002 →



## OPEL

ASTRA F (56\_, 57\_)  
ASTRA F Cabriolet (53\_B)  
ASTRA F Caravan (51\_, 52\_)  
ASTRA F CC (53\_, 54\_, 58\_, 59\_)  
CALIBRA A (85\_)  
KADETT E CC (33\_, 34\_, 43\_, 44\_)  
VECTRA A (86\_, 87\_)  
VECTRA A CC (88\_, 89\_)

## SAAB

900 II  
900 II Cabriolet  
900 II Coupe

## VAUXHALL

ASTRA Mk II CC  
ASTRA Mk III (F)  
ASTRA Mk III (F) CC  
ASTRA Mk III (F) Convertible  
CALIBRA  
CAVALIER Mk III (87)  
CAVALIER Mk III CC

# Abbildungen Bremssättel

Illustrations brake calipers - Ilustraciones pinzas de freno - Illustrations étriers de frein - Illustrazioni pinze freno

24.9235-0051.5 230003 

 ATE

ø 35

24.9235-0052.5 230004 



## CHEVROLET

VECTRA

## OPEL

VECTRA B (36\_)

VECTRA B Caravan (31\_)

VECTRA B CC (38\_)

## VAUXHALL

VECTRA (B)

VECTRA (B) CC

VECTRA (B) Estate

24.9235-8005.5 230023 

 ATE

ø 35

24.9235-8006.5 230024 



## MERCEDES-BENZ

190 (W201)

C-CLASS (W202)

COUPE (C124)

E-CLASS (W124)

E-CLASS Coupe (C124)

SALOON (W124)

24.9236-8001.5 230007 

 ATE

ø 36

24.9236-8002.5 230008 



## MERCEDES-BENZ

C-CLASS (W202)

CLK (C208)

CLK Cabriolet (A208)

E-CLASS (W210)

SL (R129)

# Abbildungen Bremssättel

Illustrations brake calipers - Ilustraciones pinzas de freno - Illustrations étriers de frein - Illustrazioni pinze freno

24.9238-0087.5 230035 ←



ø 38

24.9238-0088.5 230036 →



## VOLVO

740 (744)  
740 Kombi (745)  
760 (704, 764)  
760 Kombi (704, 765)  
940 (944)  
940 II (944)  
940 II Kombi (945)  
940 Kombi (945)  
960 (964)  
960 Kombi (965)

24.9238-0097.5 230037 ←



ø 38

24.9238-0098.5 230038 →



## VOLVO

850 (LS)  
850 Kombi (LW)  
C70 I Cabriolet  
C70 I Coupe  
S70 (LS)  
V70 I (LV)

24.9238-8033.5 230015 ←



ø 38

24.9238-8034.5 230016 →



## MERCEDES-BENZ

C-CLASS (W202)  
E-CLASS (W124)  
SALOON (W124)  
SL (R129)

# Abbildungen Bremssättel

Illustrations brake calipers - Ilustraciones pinzas de freno - Illustrations étriers de frein - Illustrazioni pinze freno

24.9238-8035.5 230025 ←



ø 38

24.9238-8036.5 230026 →



## MERCEDES-BENZ

190 (W201)  
CABRIOLET (A124)  
C-CLASS (W202)  
C-CLASS Kombi (S202)  
CLK (C208)  
COUPE (C124)  
E-CLASS (W124)  
E-CLASS (W210)  
E-CLASS Cabriolet (A124)  
E-CLASS Coupe (C124)  
E-CLASS Kombi (S124)  
KOMBI Kombi (S124)  
SALOON (W124)  
SL (R129)  
SLK (R170)

24.9240-0039.5 230055 ←



ø 40

24.9240-0040.5 230056 →



## OPEL

OMEGA B (25\_, 26\_, 27\_)  
OMEGA B Caravan (21\_, 22\_, 23\_)

## VAUXHALL

OMEGA (B)  
OMEGA (B) Estate





# Abbildungen Bremssättel

Illustrations brake calipers - Ilustraciones pinzas de freno - Illustrations étriers de frein - Illustrazioni pinze freno

24.9240-8013.5 230019 

 ATE

ø 40

24.9240-8014.5 230020 



## MERCEDES-BENZ

E-CLASS Kombi (S210)

S-CLASS (W140)

24.9246-8001.5 230021 

 ATE

ø 46

24.9246-8002.5 230022 



## MERCEDES-BENZ

E-CLASS Kombi (S210)

S-CLASS (W140)

S-CLASS (W220)

S-CLASS Coupe (C140)

24.9257-8027.5 230039 

 ATE

ø 57

24.9257-8028.5 230040 



## VW

LT 28-35 | Bus (281-363)

LT 28-35 | Kasten (281-363)

LT 28-35 | Pritsche/Fahrgestell (281-363)

# Abbildungen Bremssättel

Illustrations brake calipers - Ilustraciones pinzas de freno - Illustrations étriers de frein - Illustrazioni pinze freno

24.9442-8003.5 230053 ←



ø 42

24.9442-8004.5 230054 →

ø 38



## MERCEDES-BENZ

190 (W201)  
E-CLASS (W124)  
SALOON (W124)  
SL (R129)





- DE** Abbildungen Bremsschläuche
- EN** Illustrations brake hoses
- ES** Ilustraciones tubos flexible de freno
- FR** Illustrations flexibles de frein
- IT** Illustrazioni flessibile freno

2018



# Abbildungen Bremsschläuche

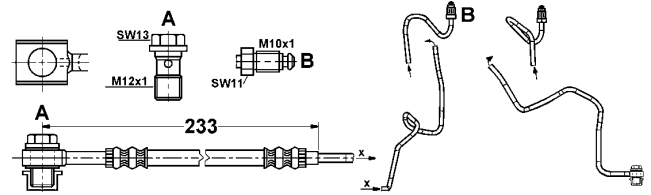
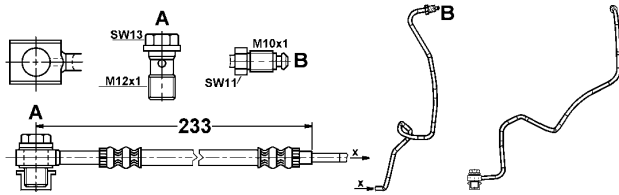
Illustrations brake hoses - Ilustraciones tubos flexible de freno - Illustrations flexibles de frein - Illustrazioni flessibile freno

24.1253-0010.3

331066

24.1253-0020.3

331067

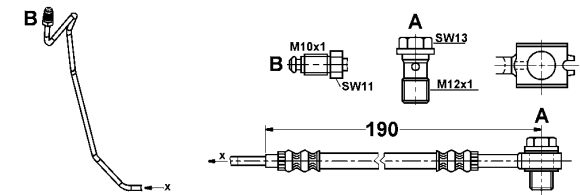
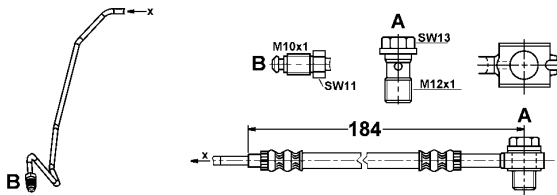


24.1253-0030.3

331126

24.1253-0040.3

331127

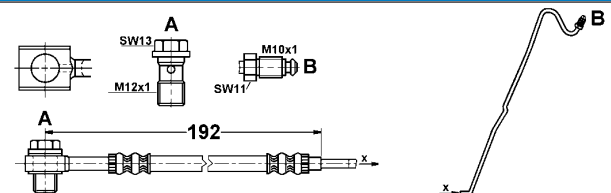
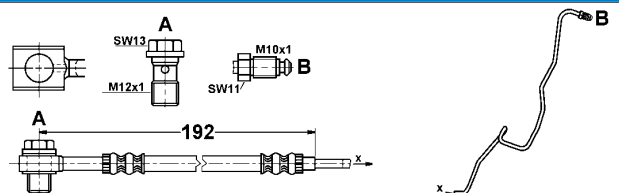


24.1253-0050.3

331148

24.1253-0060.3

331149

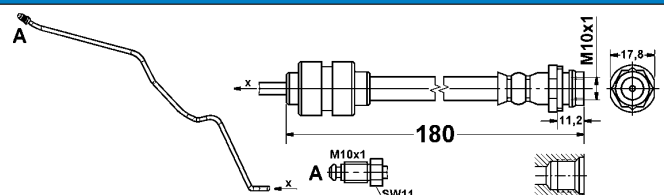
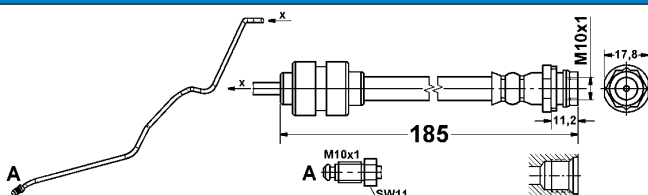


24.1294-0010.3

331253

24.1294-0011.3

331254

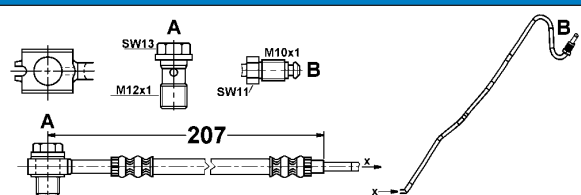
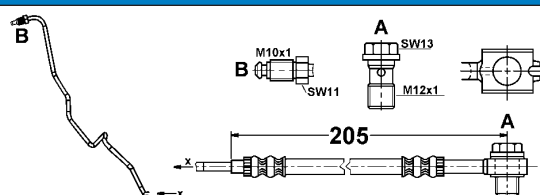


24.1294-0014.3

331448

24.1294-0015.3

331449

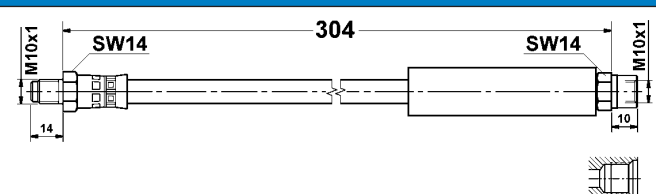
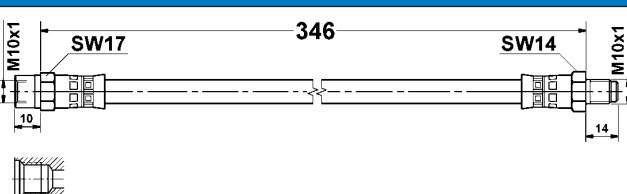


24.5101-0346.3

331406

24.5102-0304.3

331407

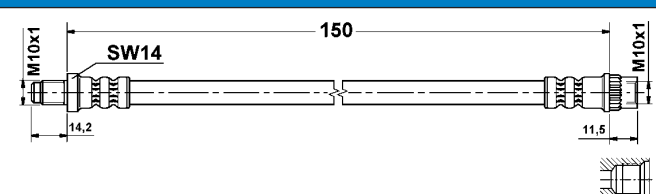
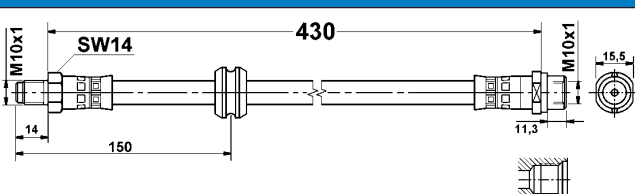


24.5103-0430.3

331408

24.5111-0150.3

330497



# Abbildungen Bremsschläuche

Illustrations brake hoses - Ilustraciones tubos flexible de freno - Illustrations flexibles de frein - Illustrazioni flessibile freno

<p><b>24.5111-0201.3</b>      <b>330498</b></p>	<p><b>24.5111-0221.3</b>      <b>330818</b></p>
<p><b>24.5111-0235.3</b>      <b>330477</b></p>	<p><b>24.5111-0241.3</b>      <b>330680</b></p>
<p><b>24.5111-0260.3</b>      <b>330408</b></p>	<p><b>24.5111-0280.3</b>      <b>330389</b></p>
<p><b>24.5111-0285.3</b>      <b>330608</b></p>	<p><b>24.5111-0290.3</b>      <b>330108</b></p>
<p><b>24.5111-0300.3</b>      <b>330407</b></p>	<p><b>24.5111-0301.3</b>      <b>330499</b></p>
<p><b>24.5111-0306.3</b>      <b>330596</b></p>	<p><b>24.5111-0310.3</b>      <b>331393</b></p>
<p><b>24.5111-0317.3</b>      <b>330501</b></p>	<p><b>24.5111-0320.3</b>      <b>330487</b></p>

# Abbildungen Bremsschläuche

Illustrations brake hoses - Ilustraciones tubos flexible de freno - Illustrations flexibles de frein - Illustrazioni flessibile freno

<p><b>24.5111-0321.3</b>      <b>330597</b></p>	<p><b>24.5111-0326.3</b>      <b>330766</b></p>
<p><b>24.5111-0330.3</b>      <b>330160</b></p>	<p><b>24.5111-0335.3</b>      <b>330778</b></p>
<p><b>24.5111-0336.3</b>      <b>330570</b></p>	<p><b>24.5111-0355.3</b>      <b>330757</b></p>
<p><b>24.5111-0375.3</b>      <b>331128</b></p>	<p><b>24.5111-0386.3</b>      <b>330503</b></p>
<p><b>24.5111-0390.3</b>      <b>330566</b></p>	<p><b>24.5111-0396.3</b>      <b>330609</b></p>
<p><b>24.5111-0411.3</b>      <b>331394</b></p>	<p><b>24.5111-0420.3</b>      <b>330682</b></p>
<p><b>24.5111-0424.3</b>      <b>331014</b></p>	<p><b>24.5111-0425.3</b>      <b>330278</b></p>

# Abbildungen Bremsschläuche

Illustrations brake hoses - Ilustraciones tubos flexible de freno - Illustrations flexibles de frein - Illustrazioni flessibile freno

<p><b>24.5111-0426.3</b>      <b>331347</b></p>	<p><b>24.5111-0429.3</b>      <b>331015</b></p>
<p><b>24.5111-0438.3</b>      <b>330568</b></p>	<p><b>24.5111-0445.3</b>      <b>330504</b></p>
<p><b>24.5111-0446.3</b>      <b>331055</b></p>	<p><b>24.5111-0455.3</b>      <b>330914</b></p>
<p><b>24.5111-0460.3</b>      <b>330603</b></p>	<p><b>24.5111-0462.3</b>      <b>330555</b></p>
<p><b>24.5111-0485.3</b>      <b>331370</b></p>	<p><b>24.5111-0490.3</b>      <b>330598</b></p>
<p><b>24.5111-0495.3</b>      <b>330505</b></p>	<p><b>24.5111-0496.3</b>      <b>331371</b></p>
<p><b>24.5111-0510.3</b>      <b>330819</b></p>	<p><b>24.5111-0520.3</b>      <b>330506</b></p>

# Abbildungen Bremsschläuche

Illustrations brake hoses - Ilustraciones tubos flexible de freno - Illustrations flexibles de frein - Illustrazioni flessibile freno

<p><b>24.5111-0535.3</b> <b>330684</b></p>	<p><b>24.5111-0550.3</b> <b>330665</b></p>
<p><b>24.5112-0142.3</b> <b>331016</b></p>	<p><b>24.5112-0155.3</b> <b>330507</b></p>
<p><b>24.5112-0160.3</b> <b>330612</b></p>	<p><b>24.5112-0185.3</b> <b>330654</b></p>
<p><b>24.5112-0187.3</b> <b>331150</b></p>	<p><b>24.5112-0220.3</b> <b>330613</b></p>
<p><b>24.5112-0285.3</b> <b>330604</b></p>	<p><b>24.5112-0295.3</b> <b>330907</b></p>
<p><b>24.5112-0300.3</b> <b>330696</b></p>	<p><b>24.5112-0315.3</b> <b>330509</b></p>
<p><b>24.5112-0325.3</b> <b>330415</b></p>	<p><b>24.5112-0339.3</b> <b>330771</b></p>



# Abbildungen Bremsschläuche

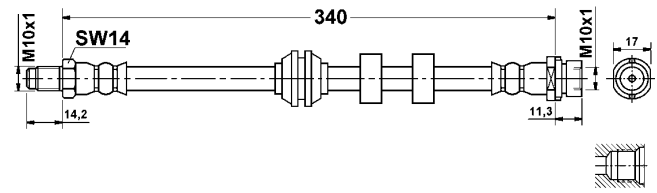
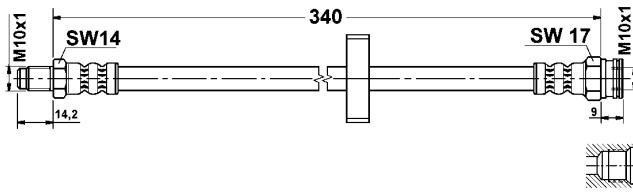
Illustrations brake hoses - Ilustraciones tubos flexible de freno - Illustrations flexibles de frein - Illustrazioni flessibili freno

24.5112-0340.3

330511

24.5112-0341.3

330655

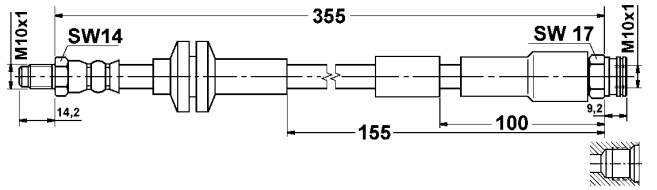
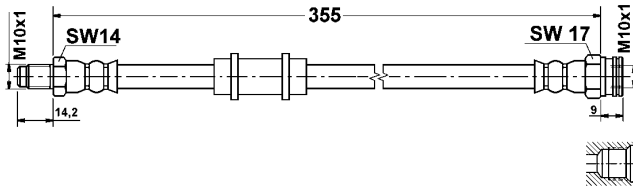


24.5112-0355.3

330758

24.5112-0356.3

331129

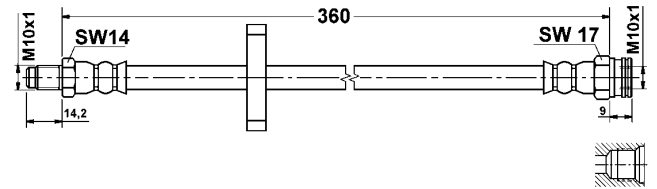
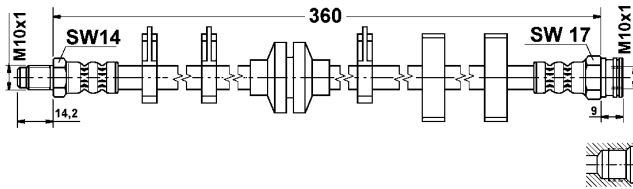


24.5112-0360.3

330513

24.5112-0361.3

330649

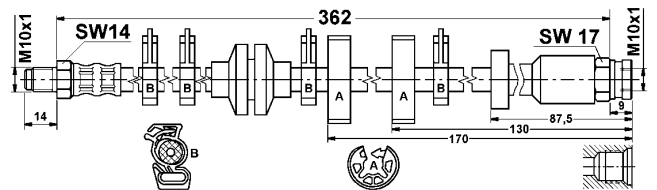
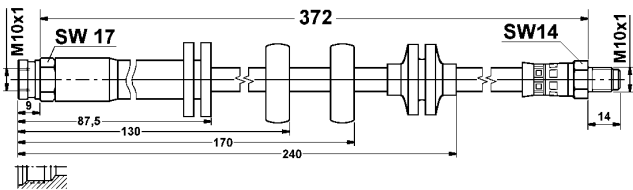


24.5112-0370.3

330515

24.5112-0376.3

330514

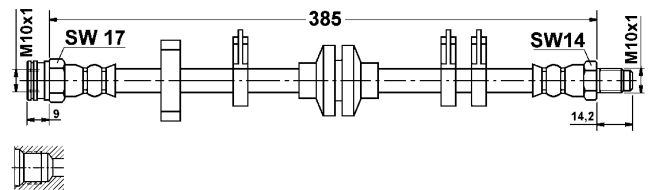
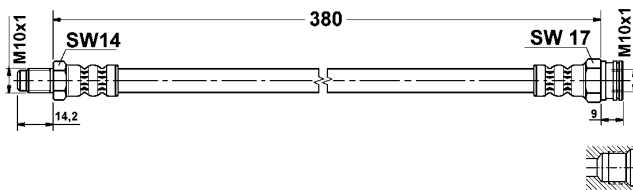


24.5112-0381.3

330711

24.5112-0384.3

330651

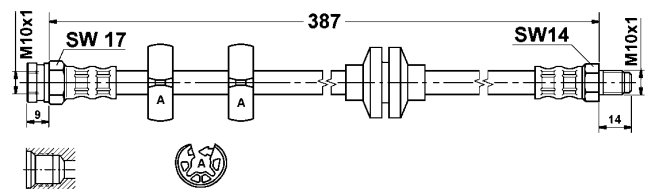
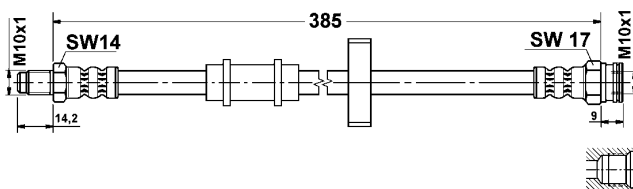


24.5112-0386.3

330516

24.5112-0387.3

330519

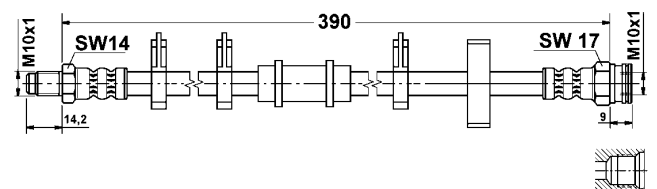
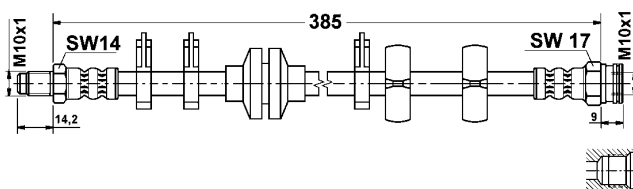


24.5112-0388.3

330518

24.5112-0390.3

330517



# Abbildungen Bremsschläuche

Illustrations brake hoses - Ilustraciones tubos flexible de freno - Illustrations flexibles de frein - Illustrazioni flessibili freno

<p><b>24.5112-0395.3</b> <b>330521</b></p>	<p><b>24.5112-0396.3</b> <b>330520</b></p>
<p><b>24.5112-0397.3</b> <b>330666</b></p>	<p><b>24.5112-0402.3</b> <b>331297</b></p>
<p><b>24.5112-0405.3</b> <b>330428</b></p>	<p><b>24.5112-0408.3</b> <b>330667</b></p>
<p><b>24.5112-0410.3</b> <b>330494</b></p>	<p><b>24.5112-0414.3</b> <b>331453</b></p>
<p><b>24.5112-0417.3</b> <b>331298</b></p>	<p><b>24.5112-0430.3</b> <b>330615</b></p>
<p><b>24.5112-0433.3</b> <b>330522</b></p>	<p><b>24.5112-0437.3</b> <b>330886</b></p>
<p><b>24.5112-0440.3</b> <b>330887</b></p>	<p><b>24.5112-0445.3</b> <b>330564</b></p>

# Abbildungen Bremsschläuche

Illustrations brake hoses - Ilustraciones tubos flexible de freno - Illustrations flexibles de frein - Illustrazioni flessibile freno

<p><b>24.5112-0454.3</b>      <b>331360</b></p>	<p><b>24.5112-0455.3</b>      <b>330527</b></p>
<p><b>24.5112-0456.3</b>      <b>330875</b></p>	<p><b>24.5112-0460.3</b>      <b>330599</b></p>
<p><b>24.5112-0461.3</b>      <b>330616</b></p>	<p><b>24.5112-0465.3</b>      <b>330526</b></p>
<p><b>24.5112-0466.3</b>      <b>330579</b></p>	<p><b>24.5112-0475.3</b>      <b>330698</b></p>
<p><b>24.5112-0477.3</b>      <b>331299</b></p>	<p><b>24.5112-0490.3</b>      <b>330876</b></p>
<p><b>24.5112-0492.3</b>      <b>331217</b></p>	<p><b>24.5113-0170.3</b>      <b>331361</b></p>
<p><b>24.5113-0209.3</b>      <b>331300</b></p>	<p><b>24.5113-0220.3</b>      <b>331318</b></p>

# Abbildungen Bremsschläuche

Illustrations brake hoses - Ilustraciones tubos flexible de freno - Illustrations flexibles de frein - Illustrazioni flessibile freno

<p><b>24.5113-0275.3</b> <b>330653</b></p>	<p><b>24.5113-0283.3</b> <b>331395</b></p>
<p><b>24.5113-0380.3</b> <b>331344</b></p>	<p><b>24.5113-0423.3</b> <b>331396</b></p>
<p><b>24.5113-0440.3</b> <b>331239</b></p>	<p><b>24.5113-0483.3</b> <b>331397</b></p>
<p><b>24.5113-0515.3</b> <b>330668</b></p>	<p><b>24.5113-0540.3</b> <b>331301</b></p>
<p><b>24.5117-0195.3</b> <b>330565</b></p>	<p><b>24.5117-0205.3</b> <b>330669</b></p>
<p><b>24.5118-0420.3</b> <b>330444</b></p>	<p><b>24.5118-0471.3</b> <b>330528</b></p>
<p><b>24.5118-0520.3</b> <b>330600</b></p>	<p><b>24.5118-0688.3</b> <b>331419</b></p>

# Abbildungen Bremsschläuche

Illustrations brake hoses - Ilustraciones tubos flexible de freno - Illustrations flexibles de frein - Illustrazioni flessibile freno

<p><b>24.5119-0447.3</b> <b>330990</b></p>	<p><b>24.5119-0477.3</b> <b>330991</b></p>
<p><b>24.5123-0240.3</b> <b>330759</b></p>	<p><b>24.5123-0281.3</b> <b>330877</b></p>
<p><b>24.5123-0295.3</b> <b>330820</b></p>	<p><b>24.5123-0328.3</b> <b>330910</b></p>
<p><b>24.5123-0350.3</b> <b>330963</b></p>	<p><b>24.5123-0380.3</b> <b>331256</b></p>
<p><b>24.5123-0545.3</b> <b>331240</b></p>	<p><b>24.5123-0610.3</b> <b>331241</b></p>
<p><b>24.5124-0252.3</b> <b>331218</b></p>	<p><b>24.5124-0410.3</b> <b>330760</b></p>
<p><b>24.5124-0411.3</b> <b>330774</b></p>	<p><b>24.5124-0420.3</b> <b>331276</b></p>

# Abbildungen Bremsschläuche

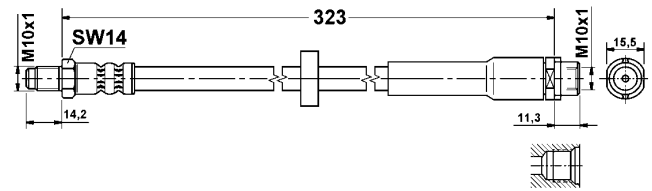
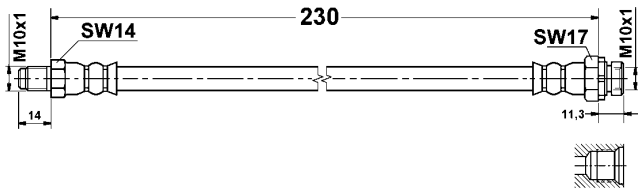
Illustrations brake hoses - Ilustraciones tubos flexible de freno - Illustrations flexibles de frein - Illustrazioni flessibili freno

24.5125-0230.3

331277

24.5125-0323.3

330911

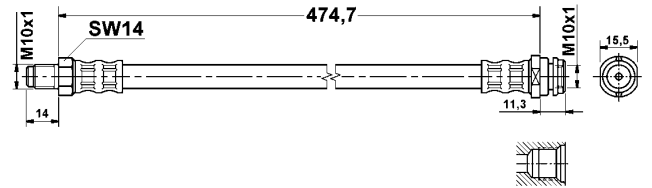
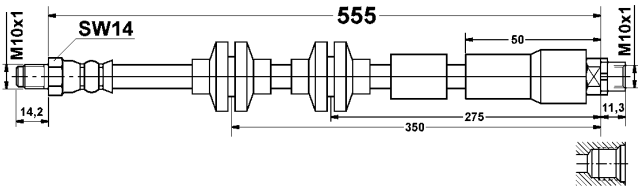


24.5125-0555.3

331348

24.5126-0474.3

331017

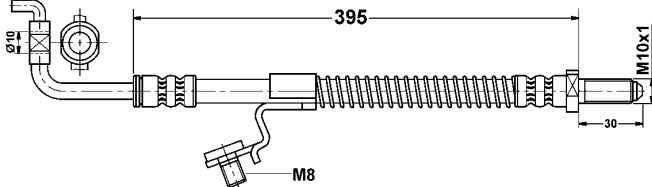
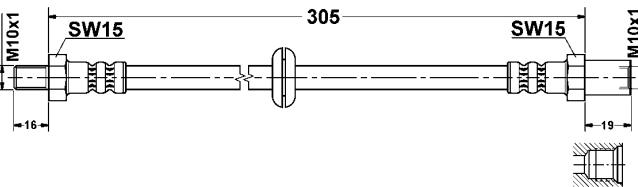


24.5127-0305.3

330578

24.5129-0395.3

330582

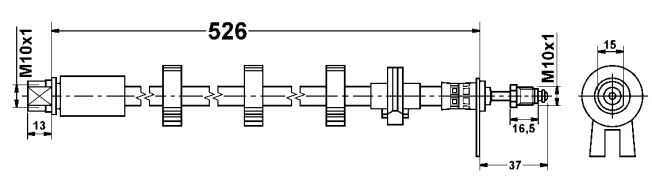
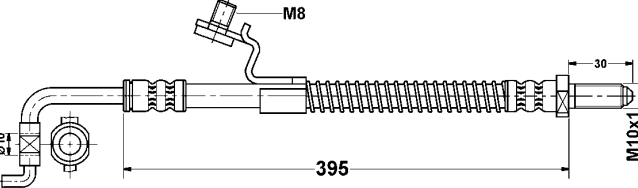


24.5129-0396.3

330583

24.5130-0526.3

330584

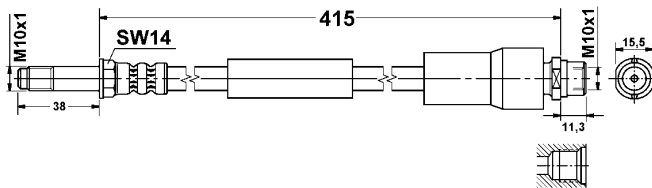
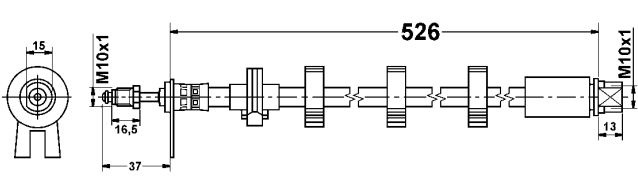


24.5130-0527.3

330585

24.5131-0415.3

331238

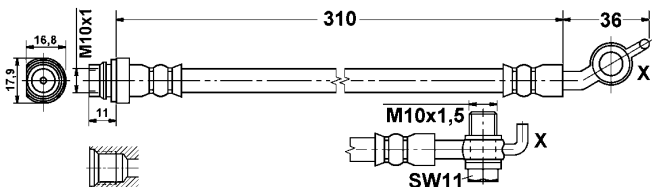
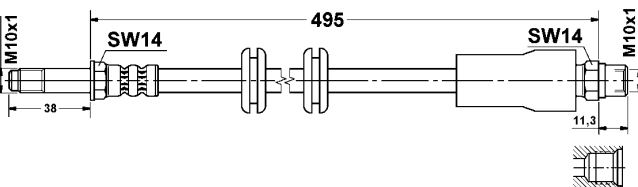


24.5131-0495.3

330677

24.5133-0310.3

331197

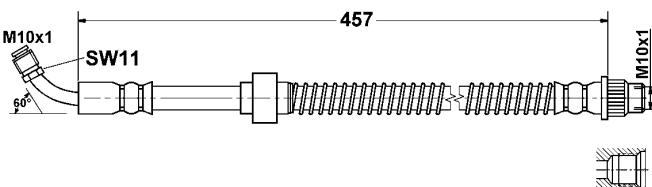
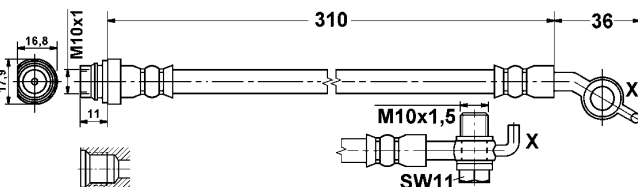


24.5133-0311.3

331198

24.5134-0457.3

330752



# Abbildungen Bremsschläuche

Illustrations brake hoses - Ilustraciones tubos flexible de freno - Illustrations flexibles de frein - Illustrazioni flessibili freno

<p><b>24.5134-0468.3</b> <b>330704</b></p>	<p><b>24.5134-0518.3</b> <b>330705</b></p>
<p><b>24.5134-0562.3</b> <b>330706</b></p>	<p><b>24.5135-0280.3</b> <b>330775</b></p>
<p><b>24.5137-0221.3</b> <b>331302</b></p>	<p><b>24.5137-0365.3</b> <b>331130</b></p>
<p><b>24.5137-0385.3</b> <b>331089</b></p>	<p><b>24.5137-0455.3</b> <b>331131</b></p>
<p><b>24.5137-0470.3</b> <b>331090</b></p>	<p><b>24.5137-0490.3</b> <b>330964</b></p>
<p><b>24.5137-0495.3</b> <b>331132</b></p>	<p><b>24.5138-0263.3</b> <b>330885</b></p>
<p><b>24.5140-0194.3</b> <b>331383</b></p>	<p><b>24.5140-0240.3</b> <b>330947</b></p>

# Abbildungen Bremsschläuche

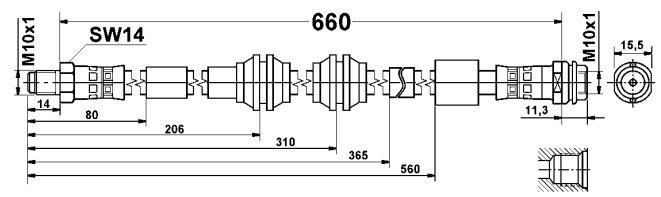
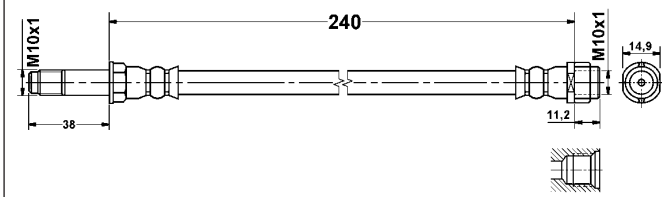
Illustrations brake hoses - Ilustraciones tubos flexible de freno - Illustrations flexibles de frein - Illustrazioni flessibile freno

24.5140-0241.3

330948

24.5140-0256.3

331445

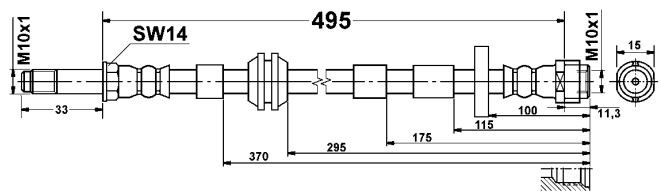
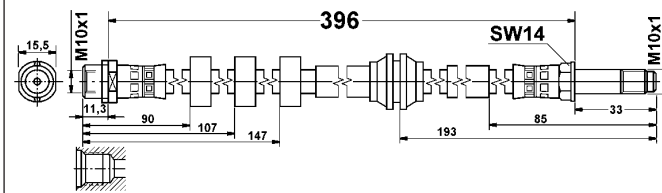


24.5140-0396.3

331372

24.5140-0495.3

331446

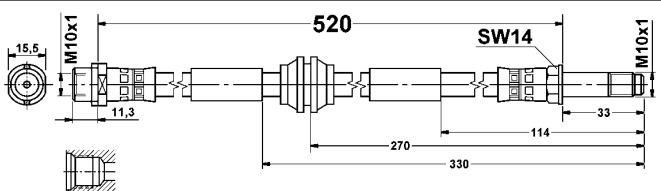
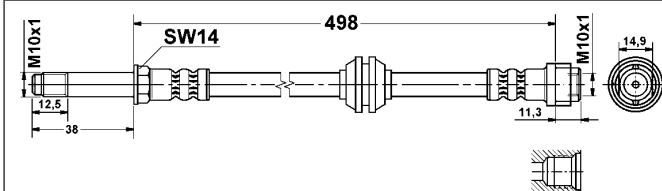


24.5140-0498.3

330912

24.5140-0514.3

331290

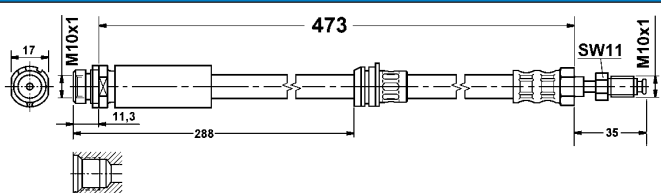
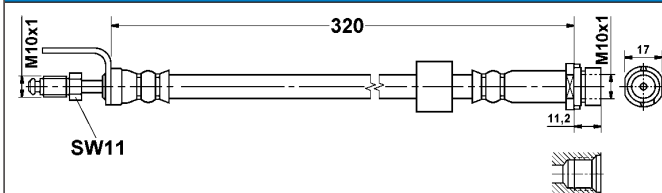


24.5141-0320.3

330949

24.5141-0473.3

331303

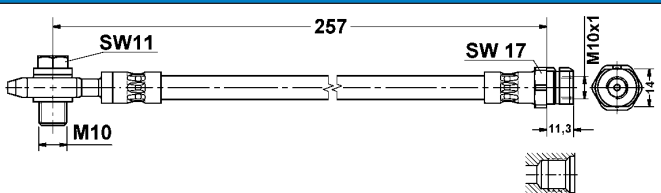
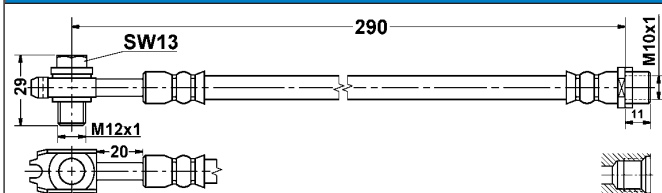


24.5142-0290.3

330950

24.5143-0257.3

331167

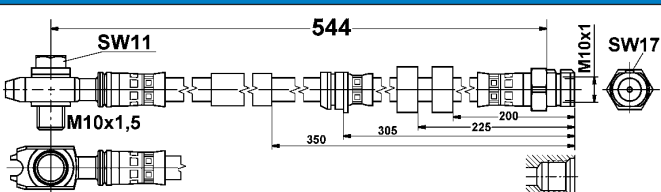
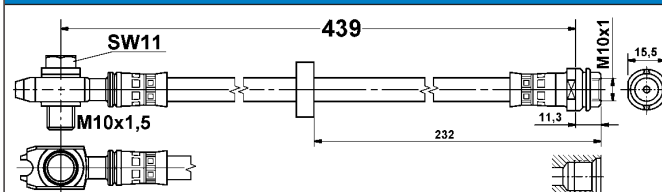


24.5143-0439.3

331411

24.5143-0544.3

331420

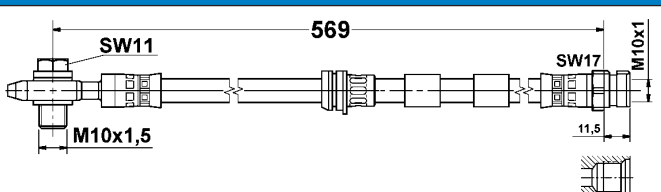
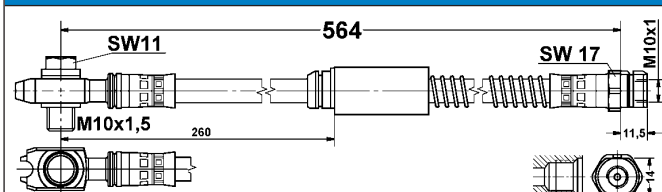


24.5143-0564.3

331433

24.5143-0569.3

331398





# Abbildungen Bremsschläuche

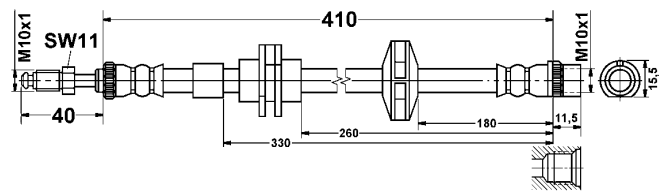
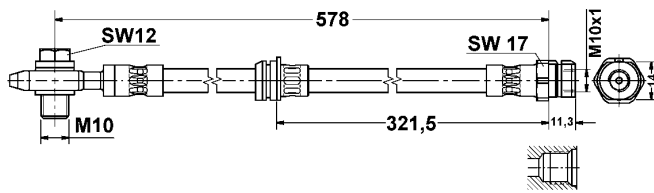
Illustrations brake hoses - Ilustraciones tubos flexible de freno - Illustrations flexibles de frein - Illustrazioni flessibili freno

24.5143-0578.3

331168

24.5144-0410.3

331242

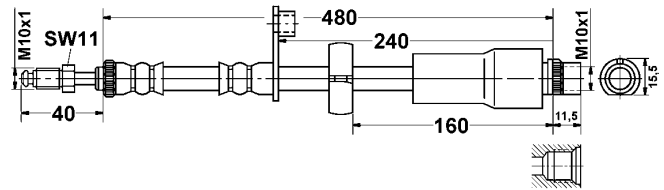
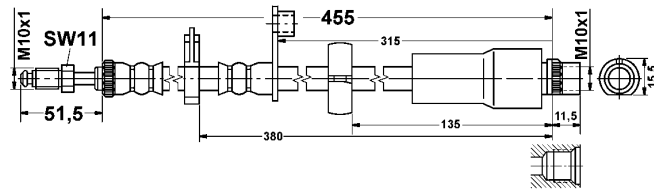


24.5144-0455.3

331201

24.5144-0480.3

330961

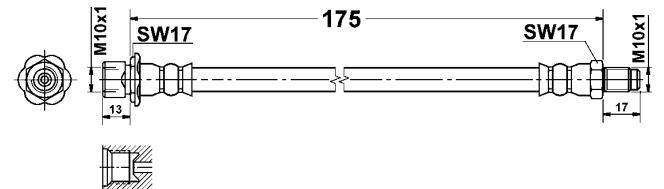
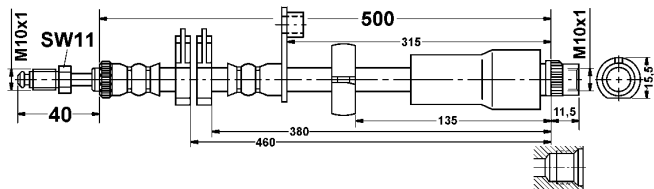


24.5144-0500.3

331169

24.5145-0176.3

330965

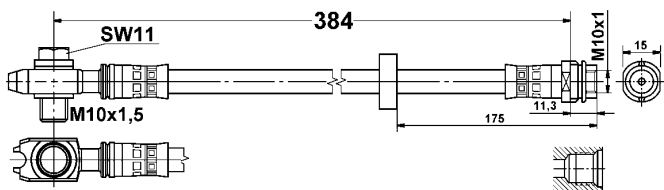
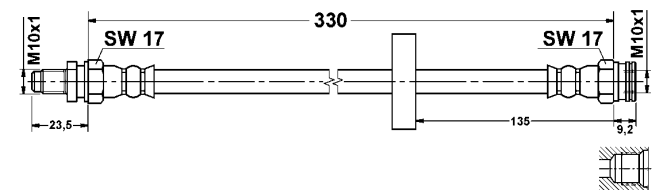


24.5146-0330.3

330973

24.5147-0385.3

331427

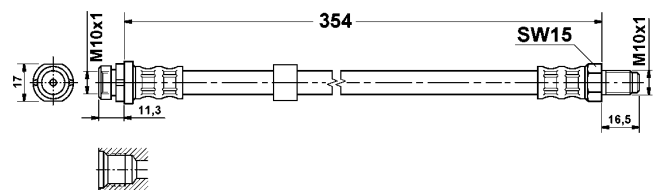
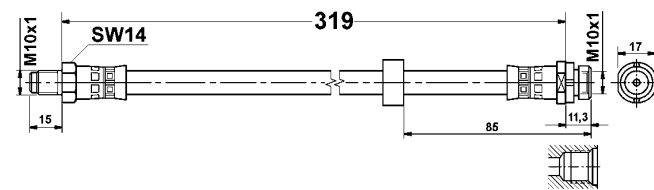


24.5148-0319.3

331421

24.5148-0354.3

330992

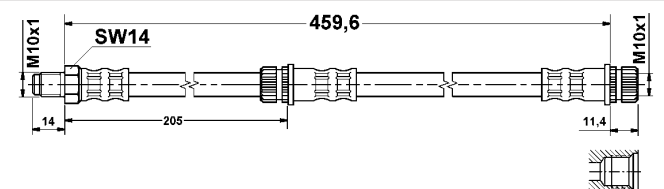
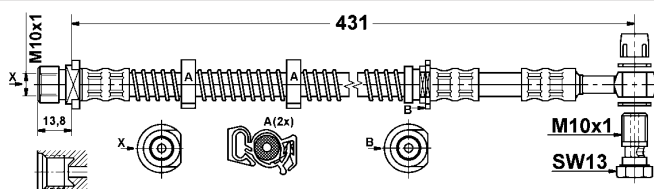


24.5149-0431.3

330993

24.5150-0459.3

331018

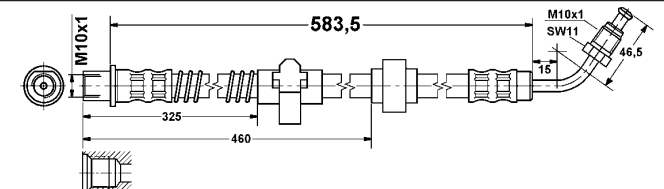
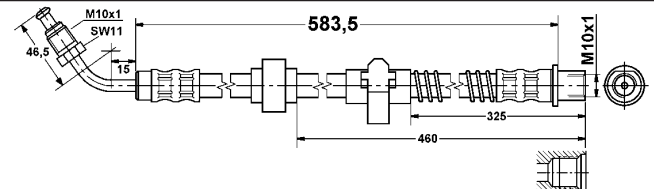


24.5151-0583.3

331019

24.5151-0584.3

331020



# Abbildungen Bremsschläuche

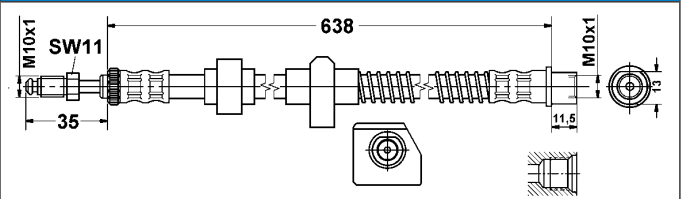
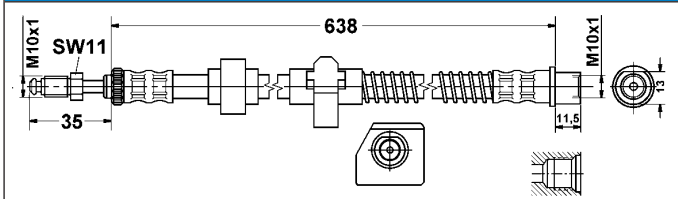
Illustrations brake hoses - Ilustraciones tubos flexible de freno - Illustrations flexibles de frein - Illustrazioni flessibile freno

24.5151-0638.3

331141

24.5151-0639.3

331142

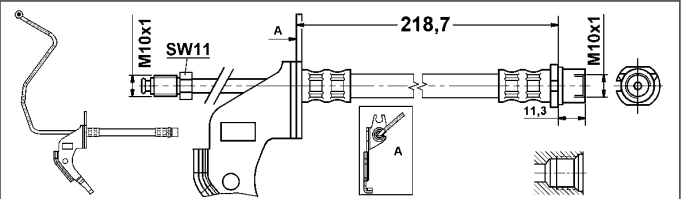
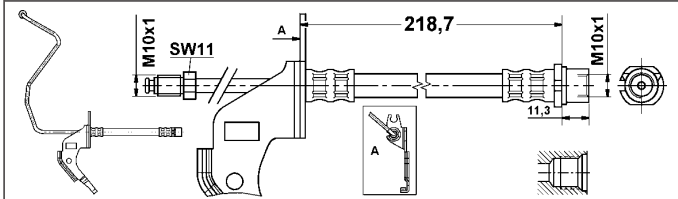


24.5152-0218.3

331042

24.5152-0219.3

331043

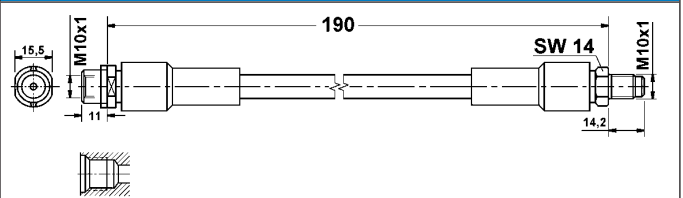
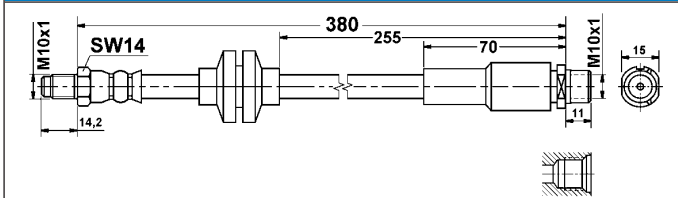


24.5153-0380.3

331044

24.5154-0190.3

331056

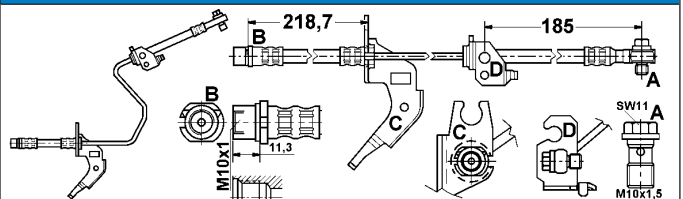
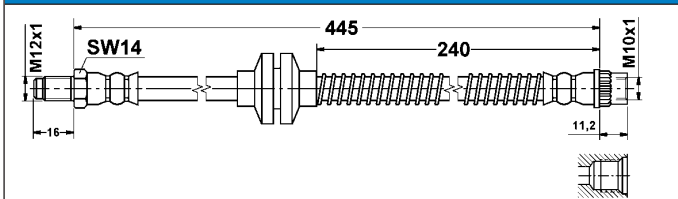


24.5155-0445.3

331057

24.5157-0218.3

331095

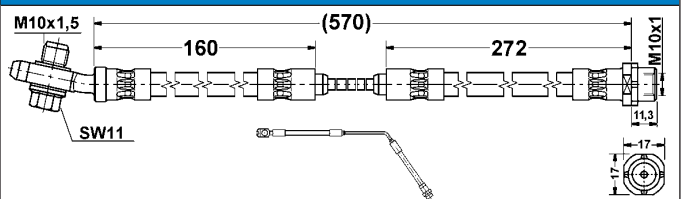
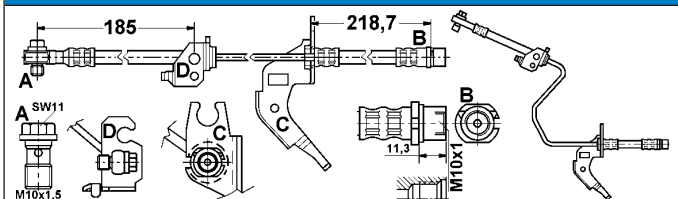


24.5157-0219.3

331096

24.5157-0272.3

331304

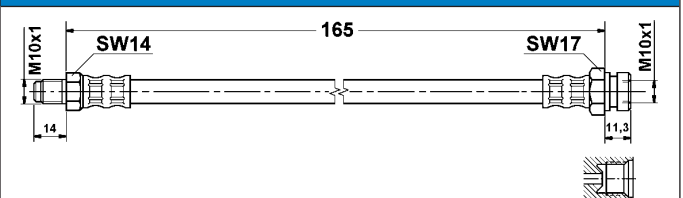
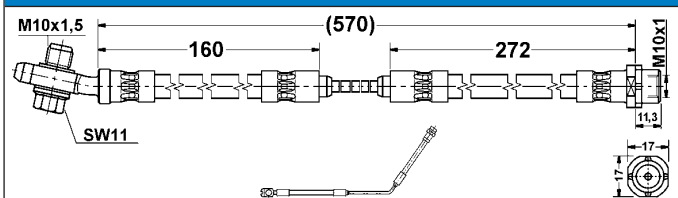


24.5157-0273.3

331305

24.5158-0164.3

331152

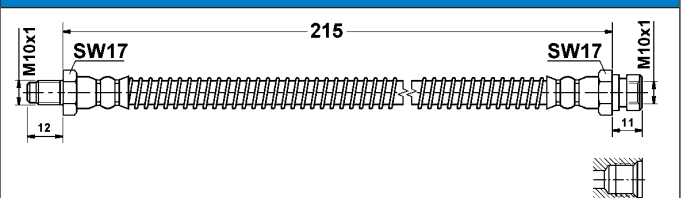
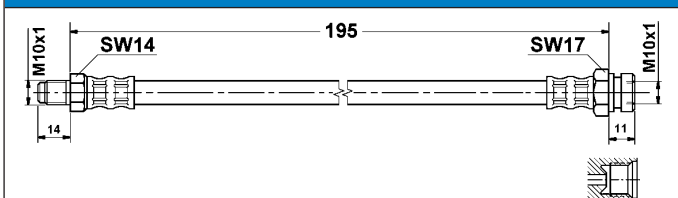


24.5159-0195.3

331153

24.5160-0215.3

331154



# Abbildungen Bremsschläuche

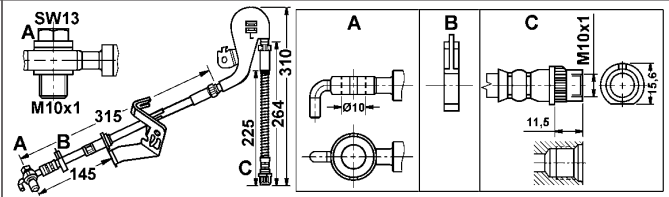
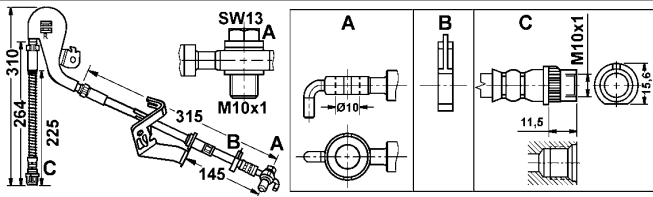
Illustrations brake hoses - Ilustraciones tubos flexible de freno - Illustrations flexibles de frein - Illustrazioni flessibili freno

24.5161-0313.3

331219

24.5161-0314.3

331220

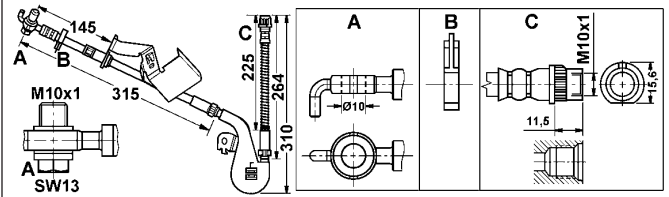
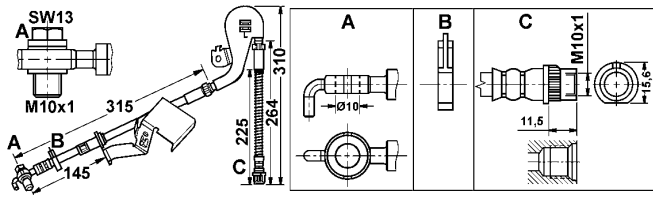


24.5161-0315.3

331186

24.5161-0316.3

331187

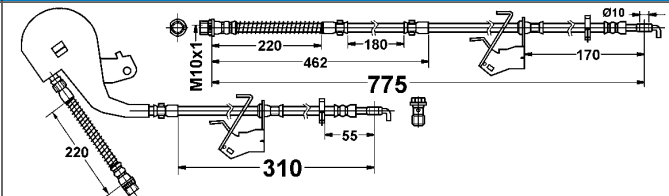
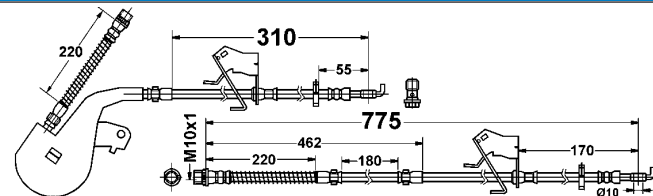


24.5161-0775.3

331412

24.5161-0776.3

331413

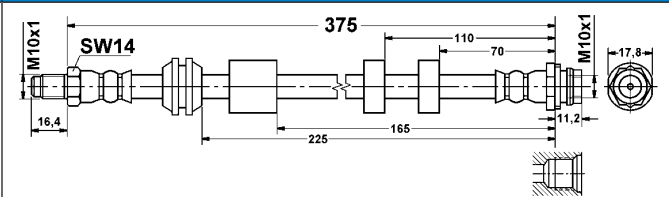
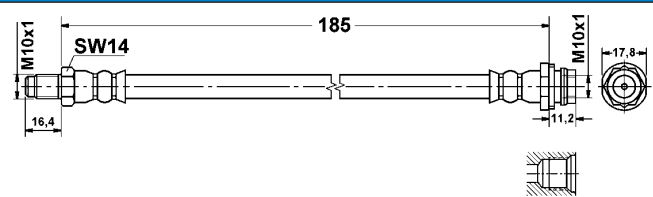


24.5162-0185.3

331202

24.5162-0375.3

331203

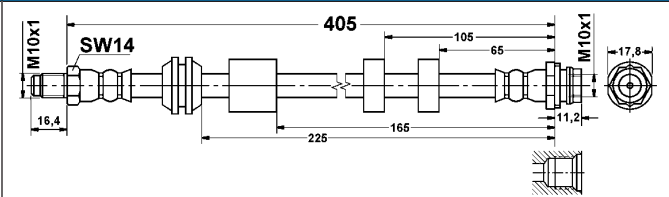
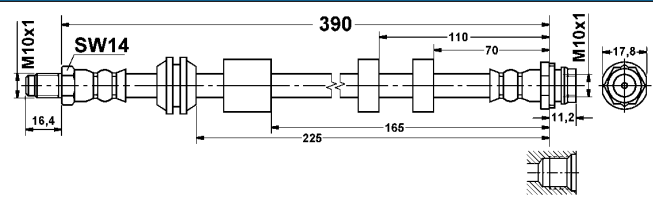


24.5162-0390.3

331199

24.5162-0405.3

331194

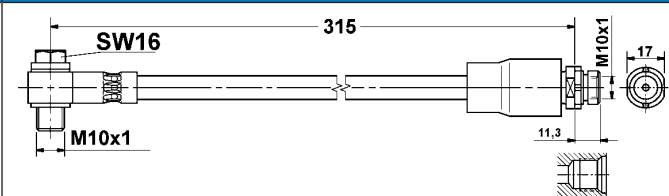
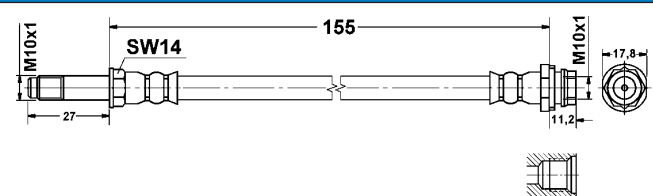


24.5163-0155.3

331204

24.5164-0315.3

331209

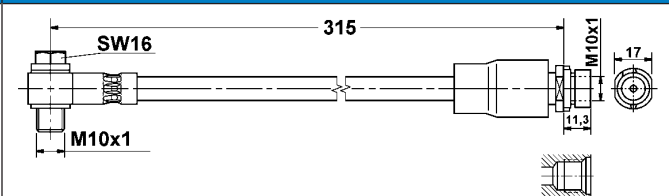
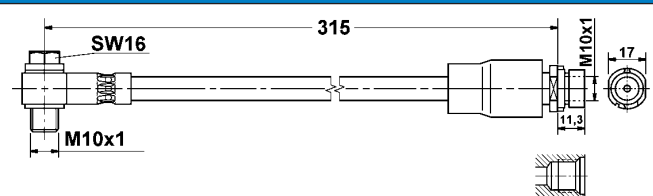


24.5164-0316.3

331210

24.5164-0317.3

331211



# Abbildungen Bremsschläuche

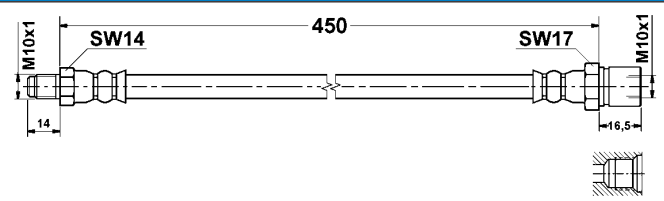
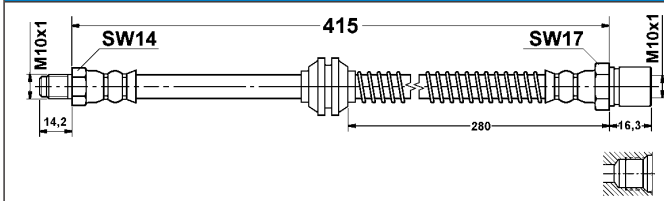
Illustrations brake hoses - Ilustraciones tubos flexible de freno - Illustrations flexibles de frein - Illustrazioni flessibile freno

24.5165-0415.3

331320

24.5165-0450.3

331259

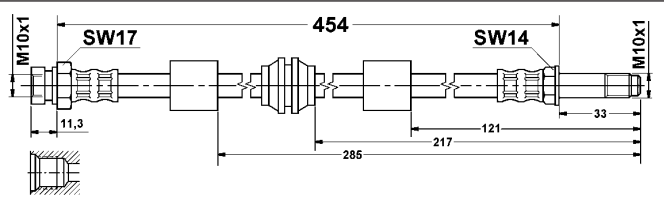
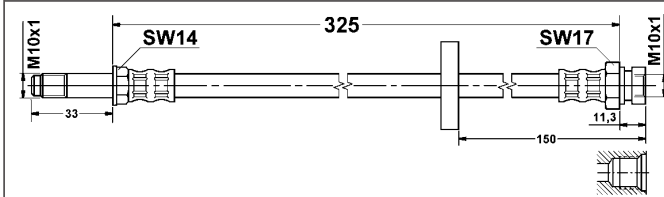


24.5166-0325.3

331293

24.5166-0454.3

331306

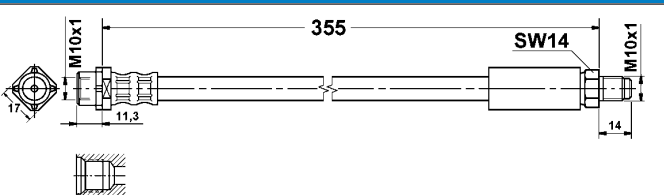
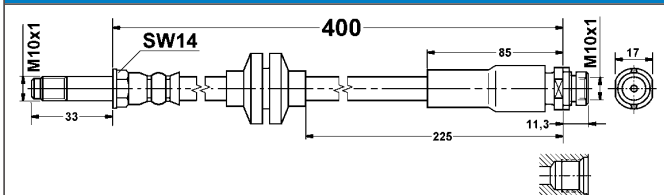


24.5167-0420.3

331278

24.5169-0355.3

331307

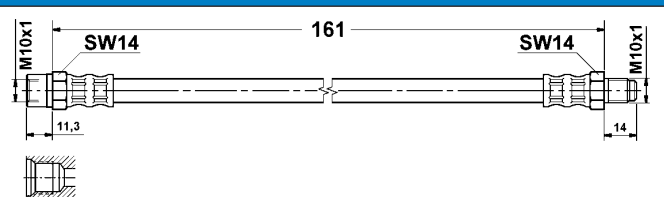
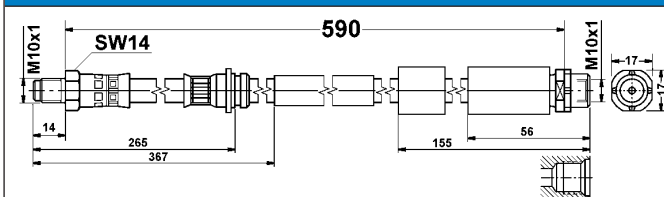


24.5169-0590.3

331422

24.5170-0161.3

331308

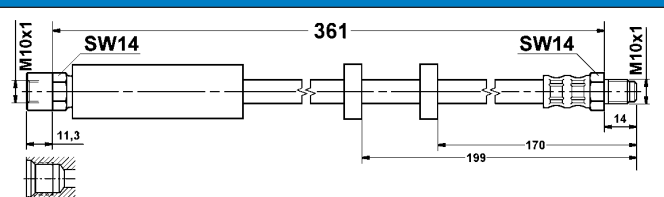
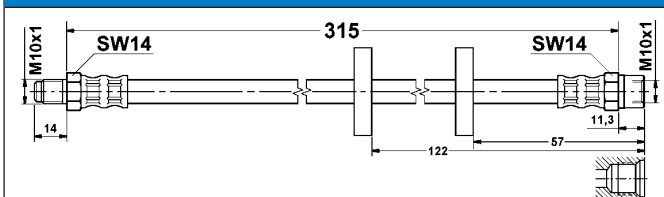


24.5170-0315.3

331309

24.5170-0361.3

331310

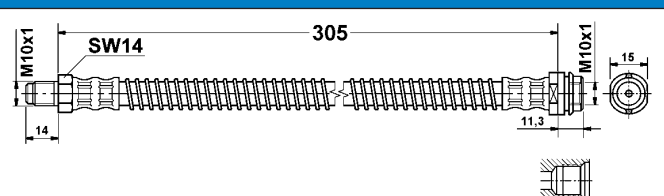
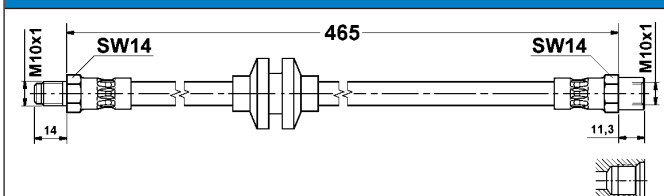


24.5170-0465.3

331331

24.5172-0305.3

331312

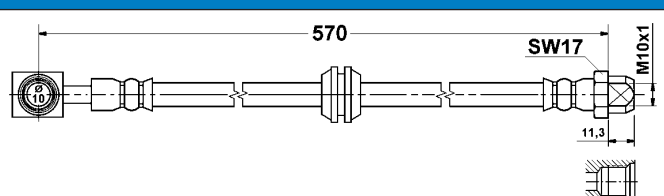
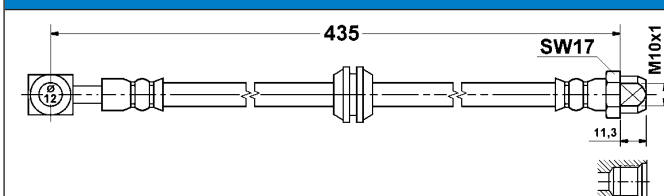


24.5173-0435.3

331363

24.5173-0570.3

331364



# Abbildungen Bremsschläuche

Illustrations brake hoses - Ilustraciones tubos flexible de freno - Illustrations flexibles de frein - Illustrazioni flessibili freno

<p><b>24.5174-0526.3</b> <b>331365</b></p>	<p><b>24.5175-0527.3</b> <b>331390</b></p>
<p><b>24.5175-0528.3</b> <b>331391</b></p>	<p><b>24.5176-0384.3</b> <b>331373</b></p>
<p><b>24.5176-0494.3</b> <b>331447</b></p>	<p><b>24.5201-0135.3</b> <b>331399</b></p>
<p><b>24.5201-0164.3</b> <b>331414</b></p>	<p><b>24.5201-0204.3</b> <b>331400</b></p>
<p><b>24.5202-0204.3</b> <b>331402</b></p>	<p><b>24.5203-0135.3</b> <b>331403</b></p>
<p><b>24.5204-0260.3</b> <b>331423</b></p>	<p><b>24.5205-0205.3</b> <b>330780</b></p>
<p><b>24.5207-0205.3</b> <b>330042</b></p>	<p><b>24.5209-0280.3</b> <b>330044</b></p>

# Abbildungen Bremsschläuche

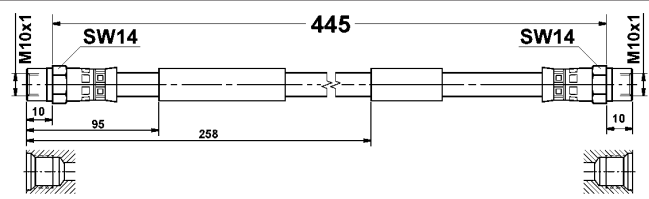
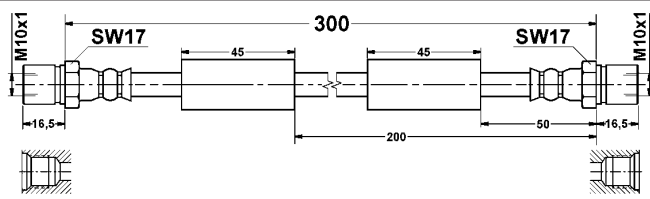
Illustrations brake hoses - Ilustraciones tubos flexible de freno - Illustrations flexibles de frein - Illustrazioni flessibili freno

24.5224-0299.3

331262

24.5224-0440.3

331378

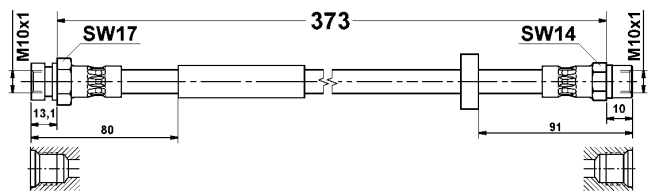
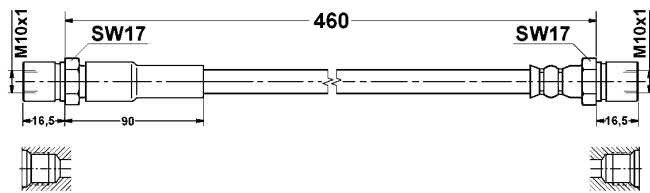


24.5224-0460.3

331264

24.5225-0370.3

331379

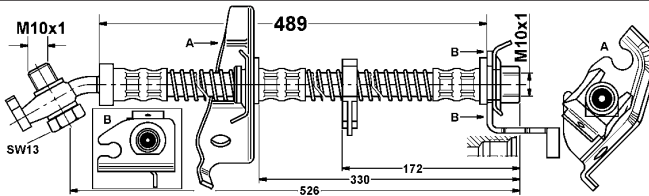
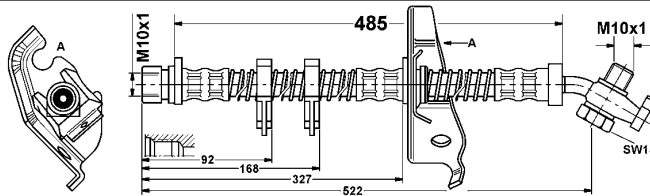


24.5226-0485.3

331048

24.5226-0489.3

331049

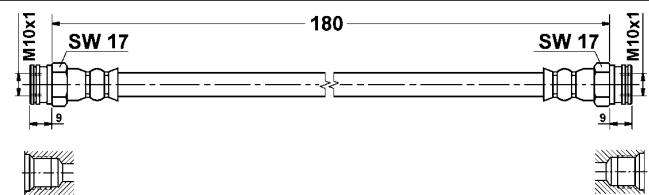
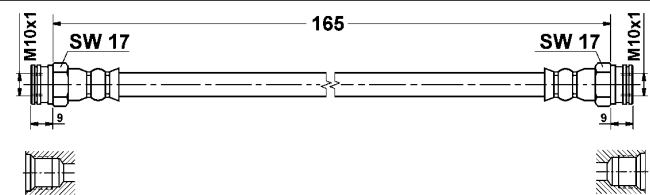


24.5228-0165.3

330879

24.5228-0180.3

330761

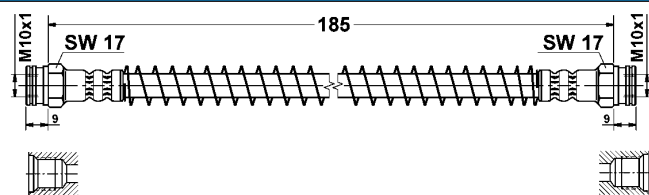
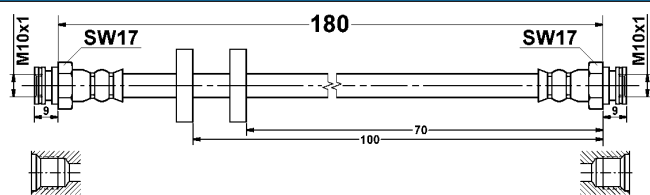


24.5228-0181.3

331279

24.5228-0185.3

330107

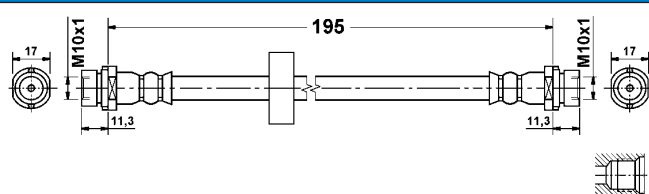
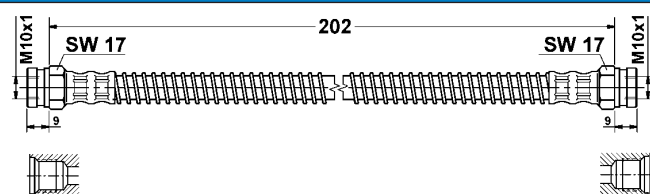


24.5228-0195.3

330469

24.5228-0196.3

330656

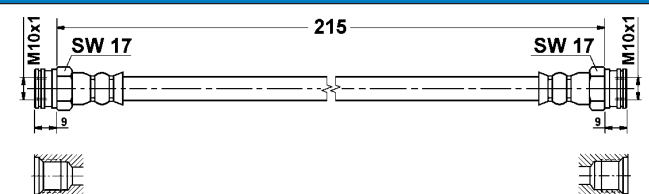
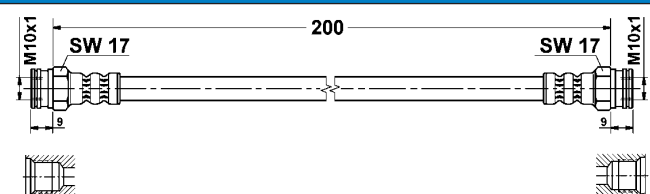


24.5228-0200.3

330470

24.5228-0216.3

330908



# Abbildungen Bremsschläuche

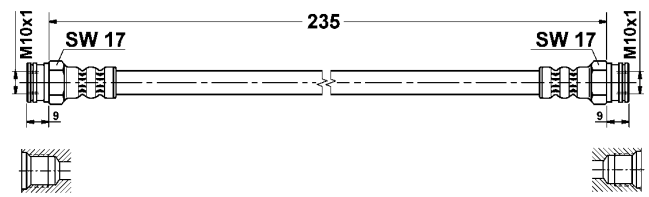
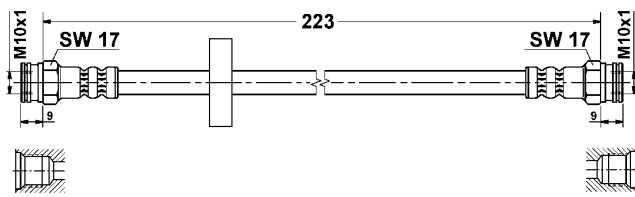
Illustrations brake hoses - Ilustraciones tubos flexible de freno - Illustrations flexibles de frein - Illustrazioni flessibile freno

24.5228-0223.3

330530

24.5228-0235.3

330395

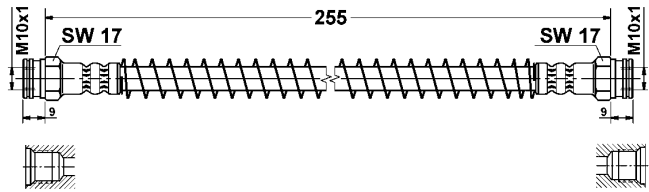
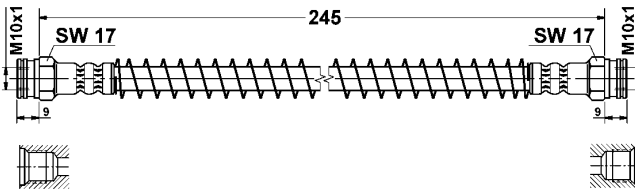


24.5228-0245.3

330531

24.5228-0255.3

330409

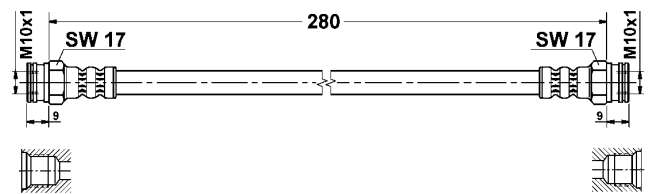
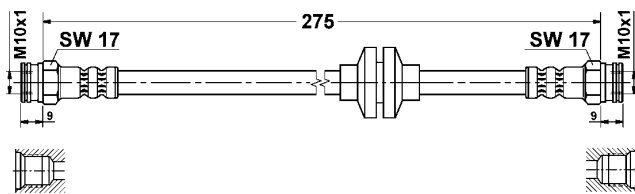


24.5228-0275.3

330035

24.5228-0280.3

330532

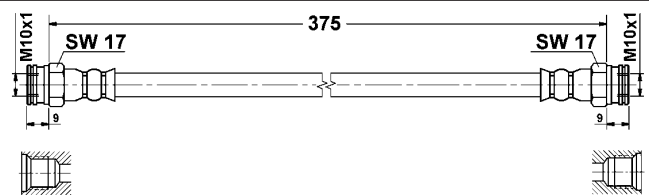
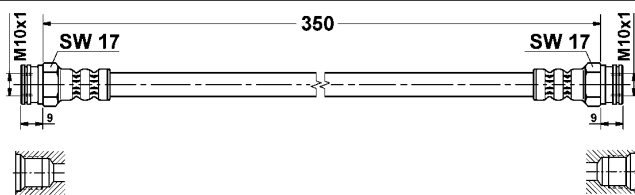


24.5228-0350.3

330396

24.5228-0375.3

330699

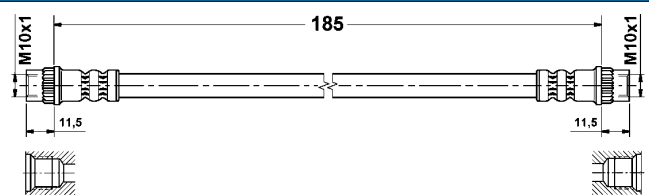
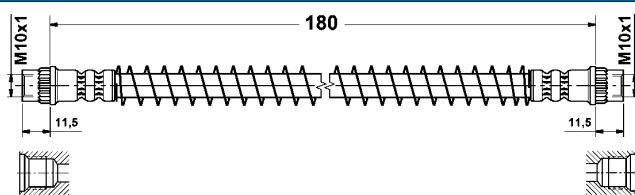


24.5229-0181.3

330533

24.5229-0185.3

330397

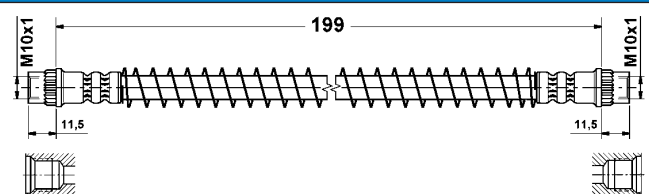
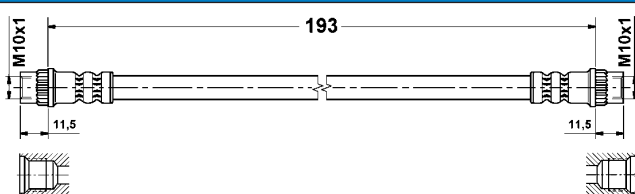


24.5229-0193.3

330571

24.5229-0199.3

330534

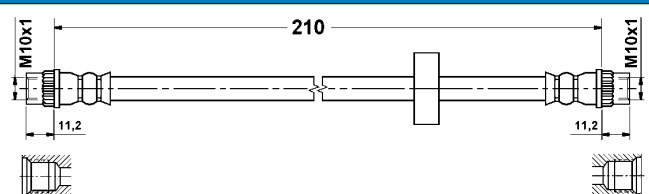
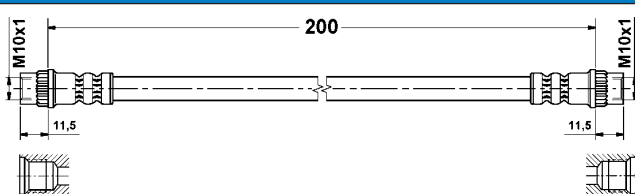


24.5229-0200.3

330572

24.5229-0209.3

330670



# Abbildungen Bremsschläuche

Illustrations brake hoses - Ilustraciones tubos flexible de freno - Illustrations flexibles de frein - Illustrazioni flessibile freno

<p><b>24.5229-0211.3</b> <b>330573</b></p>	<p><b>24.5229-0220.3</b> <b>330399</b></p>
<p><b>24.5229-0240.3</b> <b>330400</b></p>	<p><b>24.5229-0251.3</b> <b>330535</b></p>
<p><b>24.5229-0255.3</b> <b>330581</b></p>	<p><b>24.5229-0265.3</b> <b>330540</b></p>
<p><b>24.5229-0285.3</b> <b>330032</b></p>	<p><b>24.5230-0143.3</b> <b>330402</b></p>
<p><b>24.5230-0243.3</b> <b>331155</b></p>	<p><b>24.5231-0320.3</b> <b>330496</b></p>
<p><b>24.5231-0391.3</b> <b>331424</b></p>	<p><b>24.5232-0388.3</b> <b>330580</b></p>
<p><b>24.5233-0180.3</b> <b>330888</b></p>	<p><b>24.5233-0200.3</b> <b>330425</b></p>



# Abbildungen Bremsschläuche

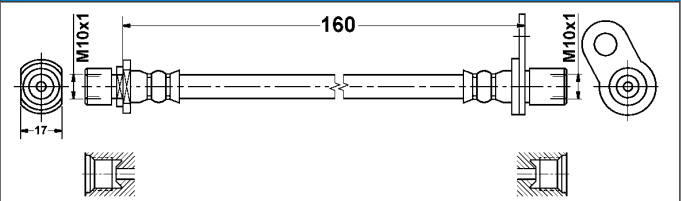
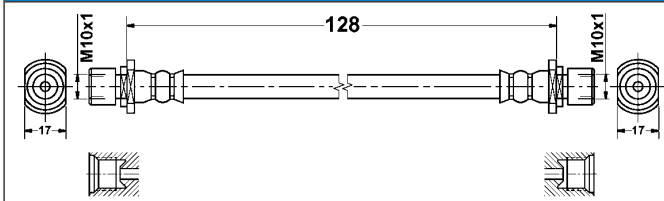
Illustrations brake hoses - Ilustraciones tubos flexible de freno - Illustrations flexibles de frein - Illustrazioni flessibile freno

24.5235-0128.3

331324

24.5235-0160.3

331325

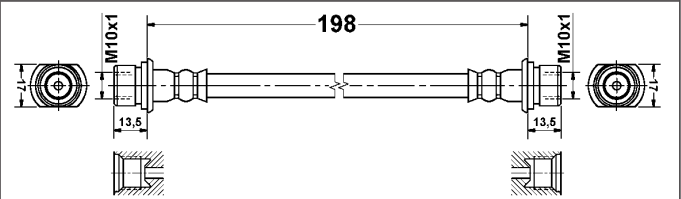
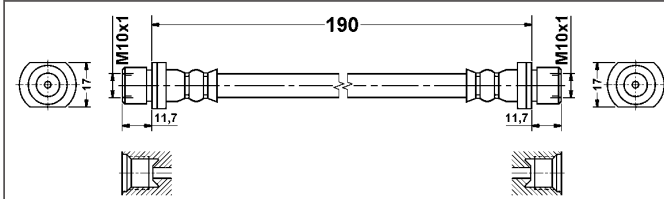


24.5235-0190.3

330916

24.5235-0200.3

331280

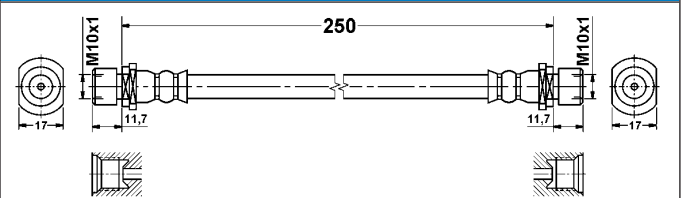
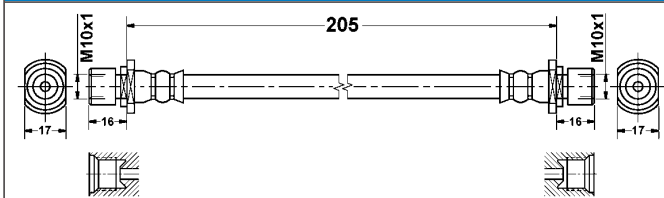


24.5235-0205.3

331093

24.5235-0250.3

330917

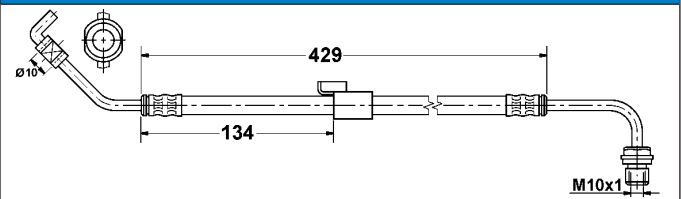
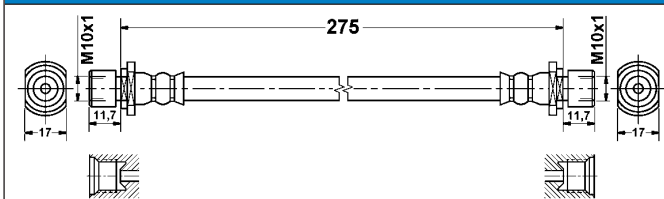


24.5235-0275.3

331179

24.5236-0429.3

330586

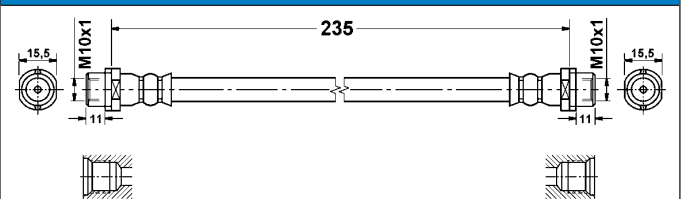
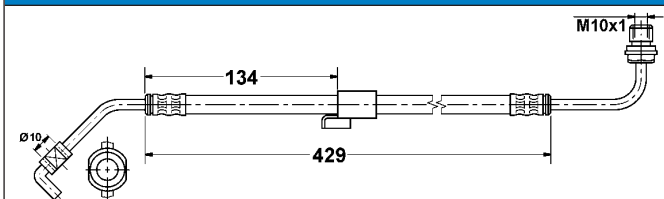


24.5236-0430.3

330587

24.5237-0235.3

330781

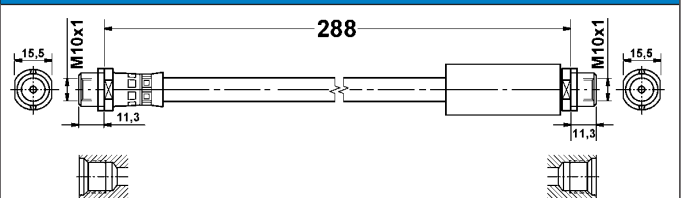
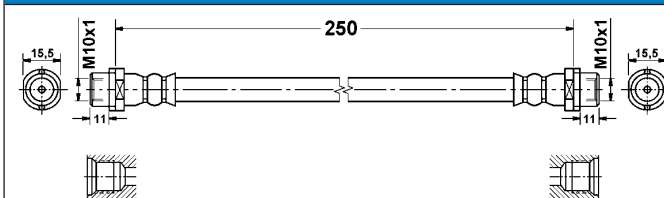


24.5237-0250.3

330880

24.5237-0288.3

331442

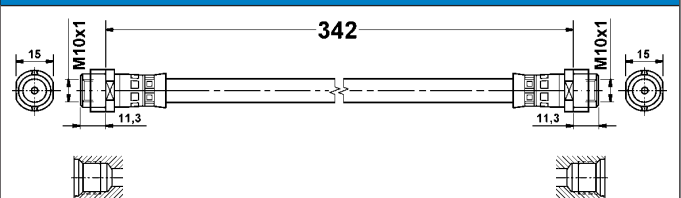
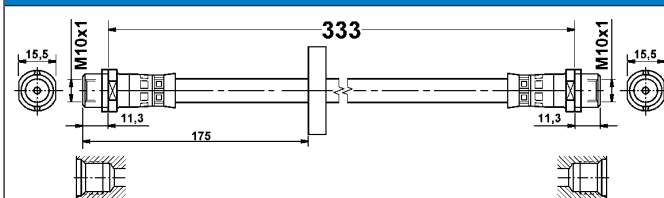


24.5237-0333.3

331425

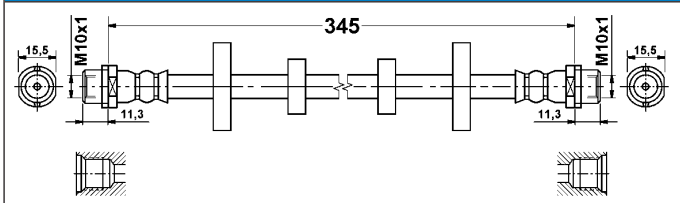
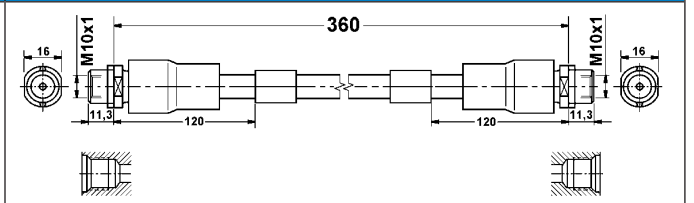
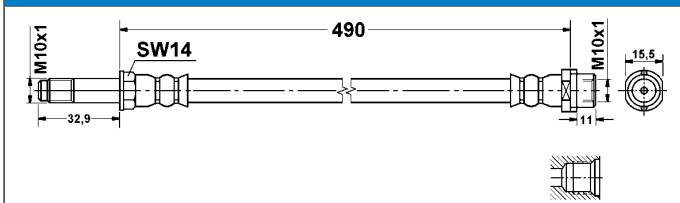
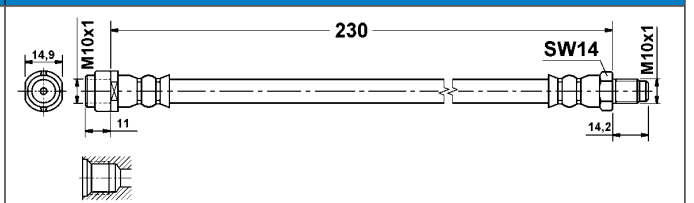
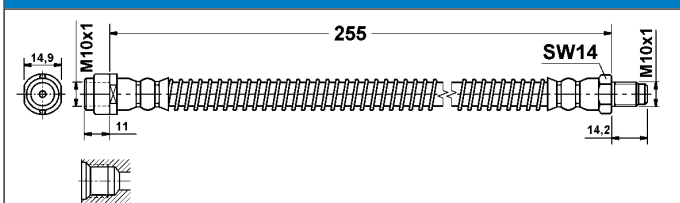
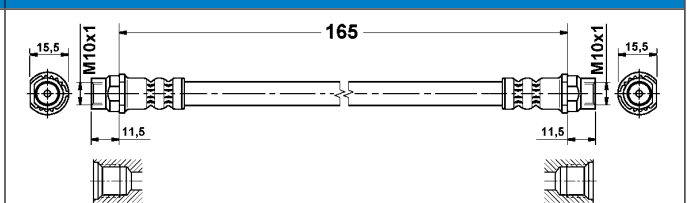
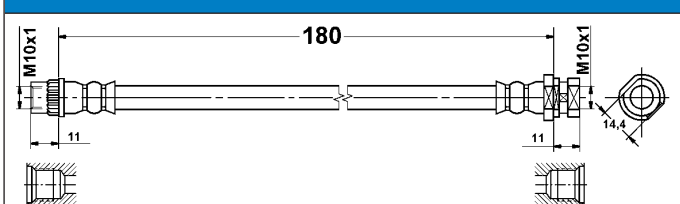
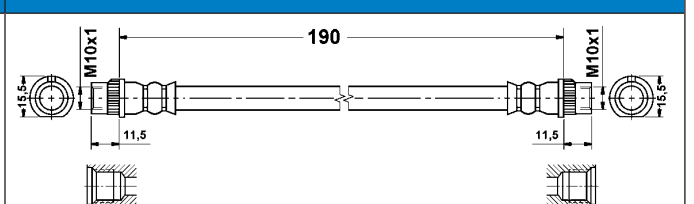
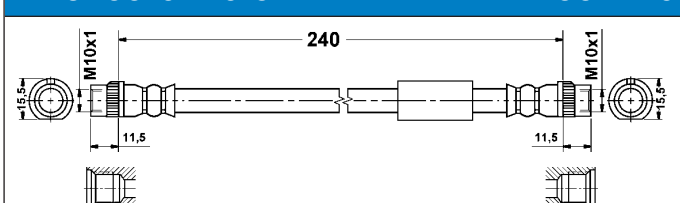
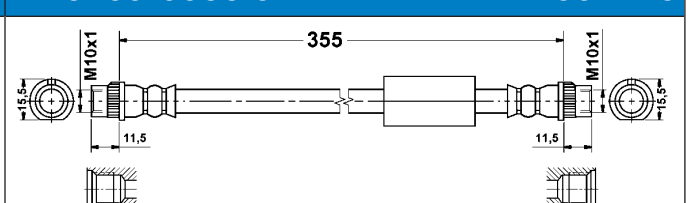
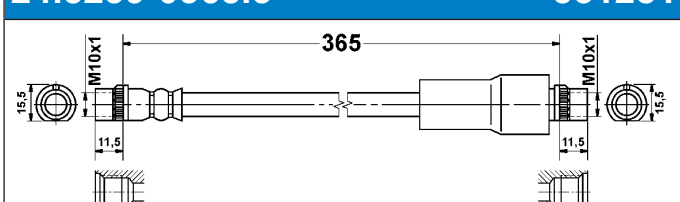
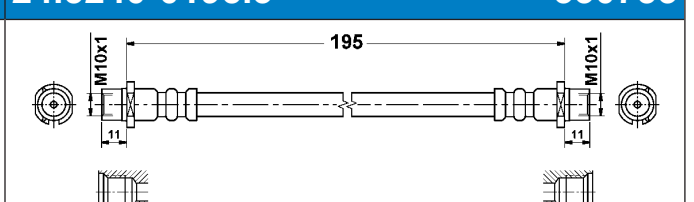
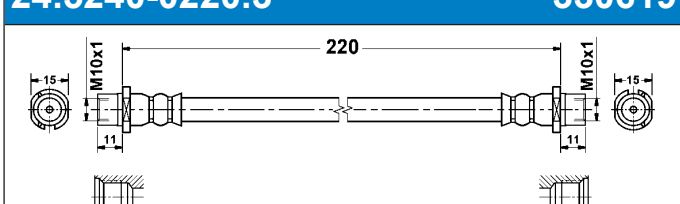
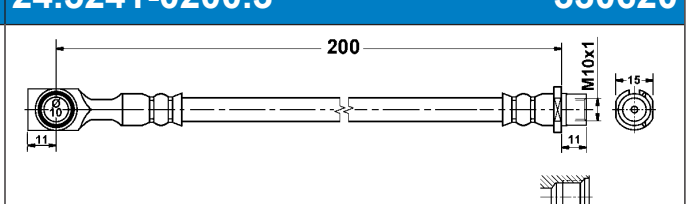
24.5237-0342.3

331404



# Abbildungen Bremsschläuche

Illustrations brake hoses - Ilustraciones tubos flexible de freno - Illustrations flexibles de frein - Illustrazioni flessibile freno

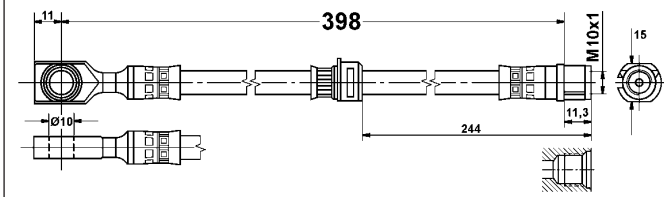
<p><b>24.5237-0345.3</b> <b>331367</b></p> 	<p><b>24.5237-0360.3</b> <b>331212</b></p> 
<p><b>24.5237-0490.3</b> <b>330672</b></p> 	<p><b>24.5238-0230.3</b> <b>330673</b></p> 
<p><b>24.5238-0255.3</b> <b>330674</b></p> 	<p><b>24.5239-0165.3</b> <b>330606</b></p> 
<p><b>24.5239-0180.3</b> <b>331464</b></p> 	<p><b>24.5239-0190.3</b> <b>330966</b></p> 
<p><b>24.5239-0240.3</b> <b>331170</b></p> 	<p><b>24.5239-0355.3</b> <b>331243</b></p> 
<p><b>24.5239-0365.3</b> <b>331281</b></p> 	<p><b>24.5240-0195.3</b> <b>330753</b></p> 
<p><b>24.5240-0220.3</b> <b>330619</b></p> 	<p><b>24.5241-0200.3</b> <b>330620</b></p> 

# Abbildungen Bremsschläuche

Illustrations brake hoses - Ilustraciones tubos flexible de freno - Illustrations flexibles de frein - Illustrazioni flessibile freno

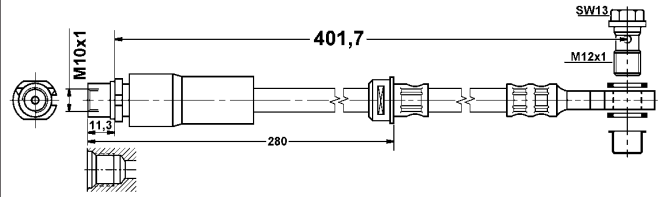
24.5241-0396.3

331380



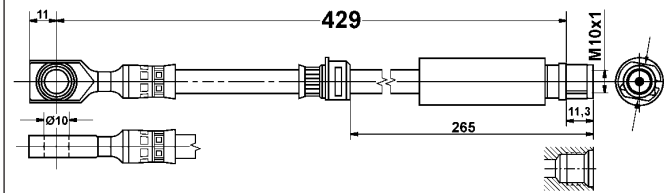
24.5241-0401.3

331021



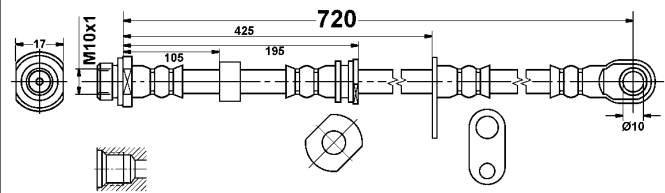
24.5241-0429.3

331381



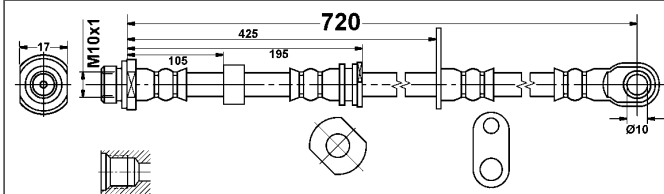
24.5241-0720.3

331415



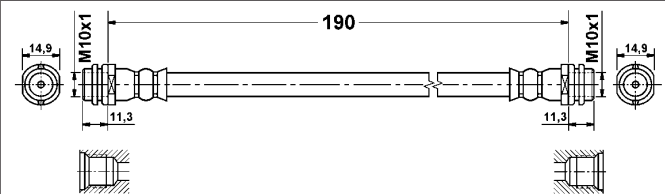
24.5241-0721.3

331416



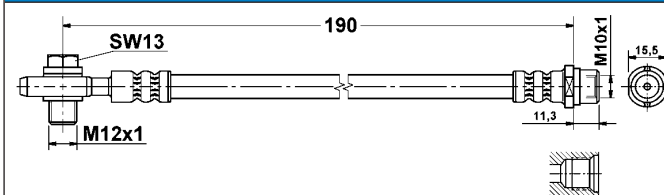
24.5242-0190.3

330675



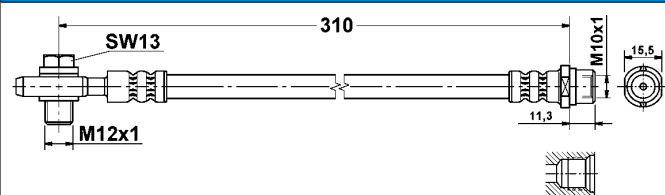
24.5243-0190.3

330678



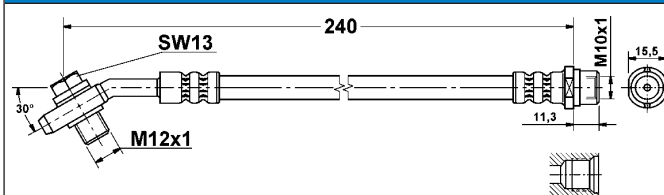
24.5243-0310.3

330755



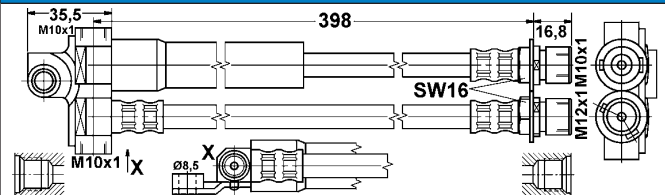
24.5244-0240.3

330679



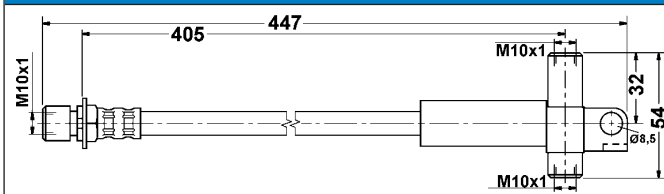
24.5245-0398.3

331188



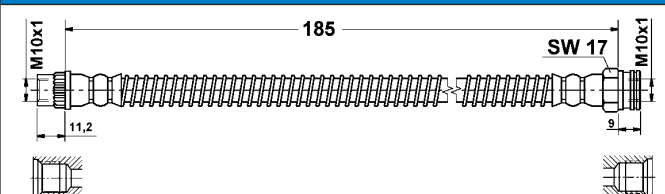
24.5245-0405.3

330686



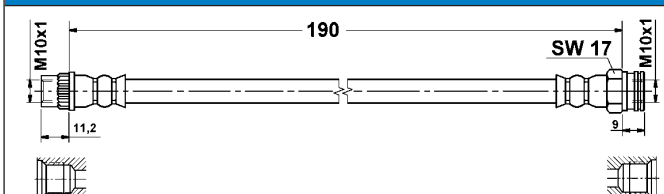
24.5246-0185.3

330881



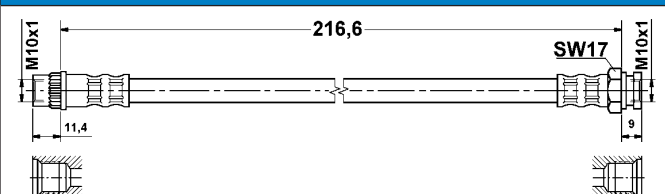
24.5246-0190.3

330697



24.5246-0216.3

331022



# Abbildungen Bremsschläuche

Illustrations brake hoses - Ilustraciones tubos flexible de freno - Illustrations flexibles de frein - Illustrazioni flessibili freno

<p><b>24.5246-0260.3</b> <b>330782</b></p>	<p><b>24.5247-0190.3</b> <b>331385</b></p>
<p><b>24.5247-0191.3</b> <b>331386</b></p>	<p><b>24.5247-0195.3</b> <b>330919</b></p>
<p><b>24.5247-0205.3</b> <b>331094</b></p>	<p><b>24.5247-0210.3</b> <b>331023</b></p>
<p><b>24.5247-0235.3</b> <b>331374</b></p>	<p><b>24.5247-0236.3</b> <b>331417</b></p>
<p><b>24.5247-0237.3</b> <b>331418</b></p>	<p><b>24.5247-0275.3</b> <b>331244</b></p>
<p><b>24.5247-0276.3</b> <b>331245</b></p>	<p><b>24.5247-0280.3</b> <b>330700</b></p>
<p><b>24.5247-0281.3</b> <b>330967</b></p>	<p><b>24.5248-0461.3</b> <b>330707</b></p>

# Abbildungen Bremsschläuche

Illustrations brake hoses - Ilustraciones tubos flexible de freno - Illustrations flexibles de frein - Illustrazioni flessibili freno

<p><b>24.5248-0466.3</b> <b>330920</b></p>	<p><b>24.5248-0467.3</b> <b>330921</b></p>
<p><b>24.5249-0416.3</b> <b>330708</b></p>	<p><b>24.5251-0185.3</b> <b>330701</b></p>
<p><b>24.5251-0465.3</b> <b>330822</b></p>	<p><b>24.5252-0390.3</b> <b>330702</b></p>
<p><b>24.5256-0298.3</b> <b>330756</b></p>	<p><b>24.5258-0450.3</b> <b>330824</b></p>
<p><b>24.5259-0315.3</b> <b>330882</b></p>	<p><b>24.5260-0155.3</b> <b>331156</b></p>
<p><b>24.5260-0280.3</b> <b>330883</b></p>	<p><b>24.5261-0130.3</b> <b>331387</b></p>
<p><b>24.5261-0195.3</b> <b>331077</b></p>	<p><b>24.5261-0225.3</b> <b>330909</b></p>

# Abbildungen Bremsschläuche

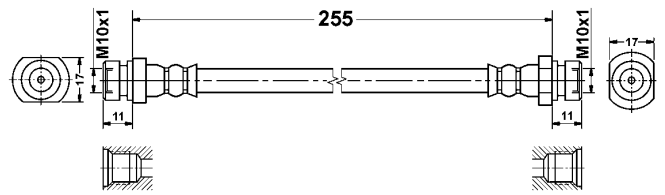
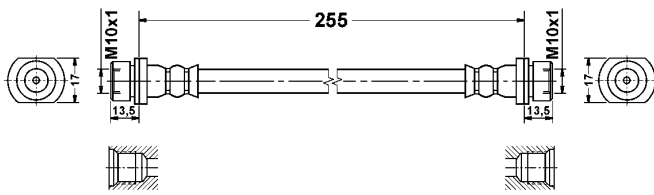
Illustrations brake hoses - Ilustraciones tubos flexible de freno - Illustrations flexibles de frein - Illustrazioni flessibile freno

24.5261-0255.3

331078

24.5261-0256.3

331246

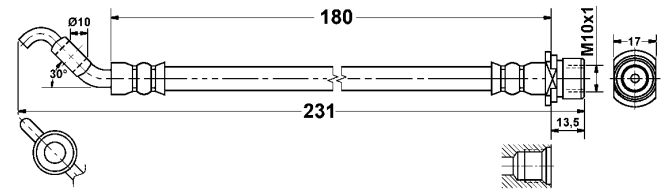
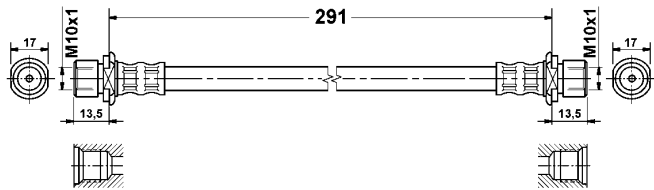


24.5261-0291.3

330994

24.5262-0180.3

331180

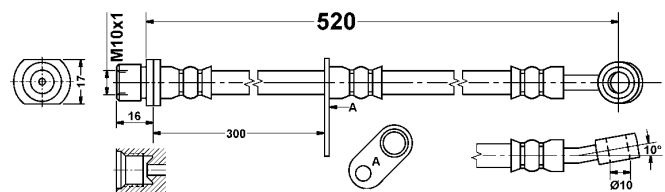
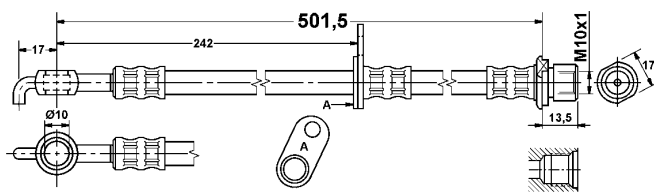


24.5262-0501.3

331025

24.5262-0520.3

331349

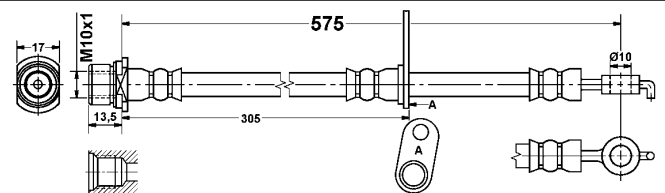
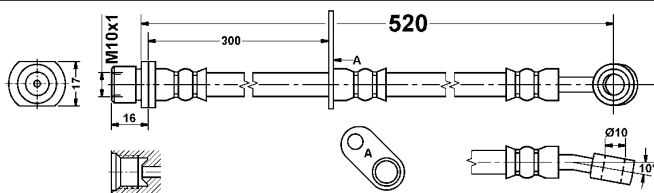


24.5262-0521.3

331350

24.5262-0575.3

330922

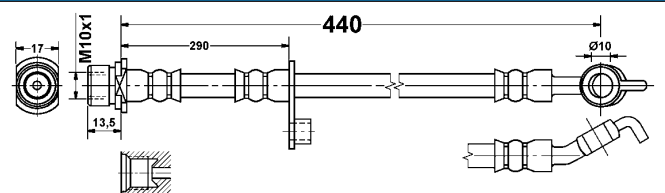
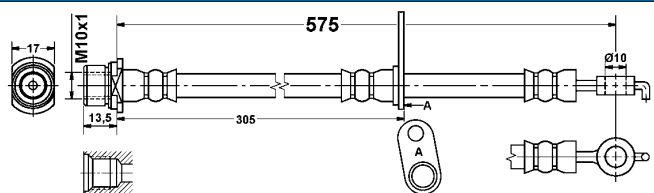


24.5262-0576.3

330923

24.5263-0440.3

331282

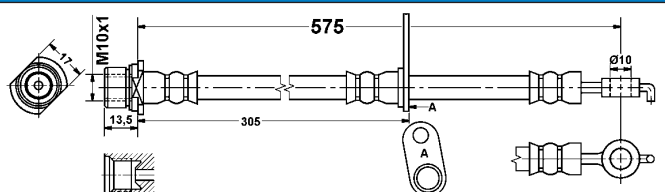
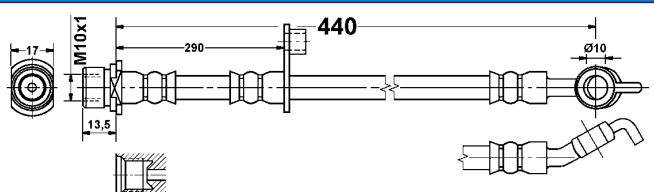


24.5263-0441.3

331283

24.5263-0575.3

330924

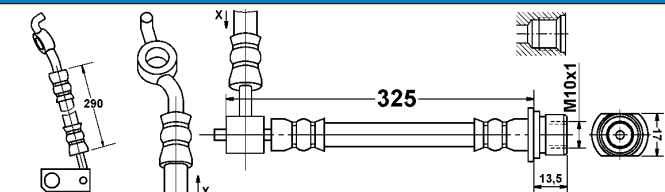
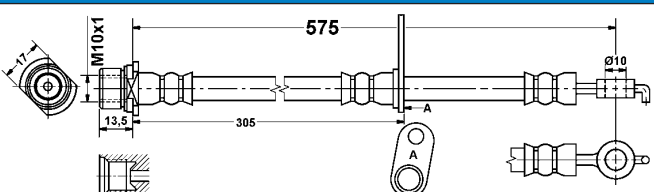


24.5263-0576.3

330925

24.5263-0592.3

331284



# Abbildungen Bremsschläuche

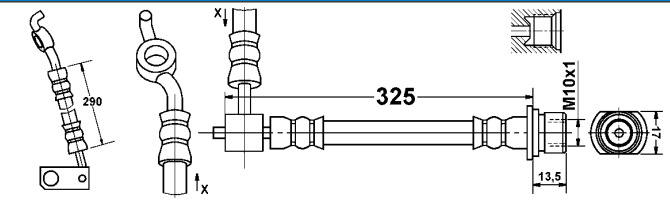
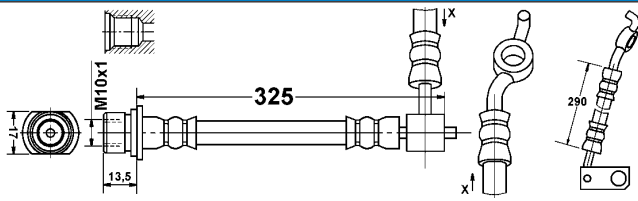
Illustrations brake hoses - Ilustraciones tubos flexible de freno - Illustrations flexibles de frein - Illustrazioni flessibili freno

24.5263-0593.3

331285

24.5263-0594.3

331286

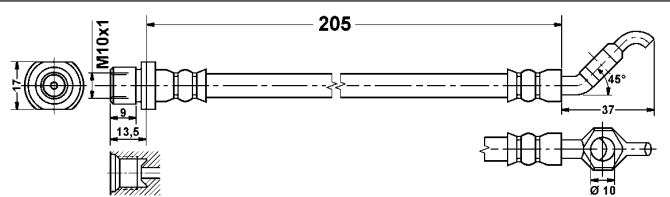
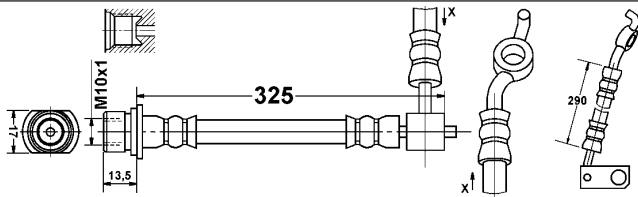


24.5263-0595.3

331287

24.5264-0205.3

331059

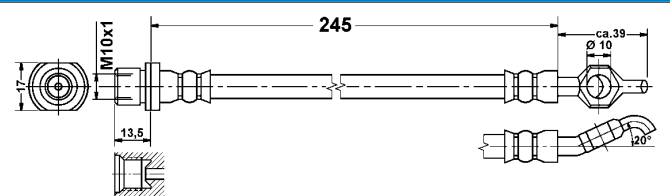
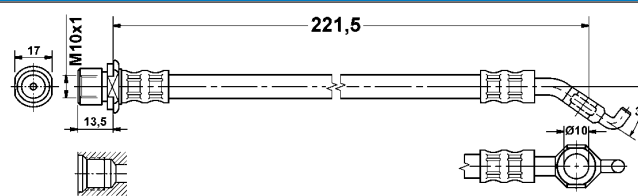


24.5264-0221.3

330995

24.5264-0245.3

331133

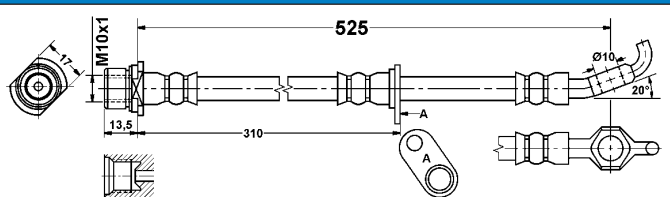
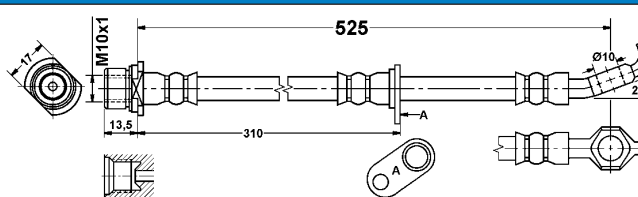


24.5264-0525.3

330926

24.5264-0526.3

330927

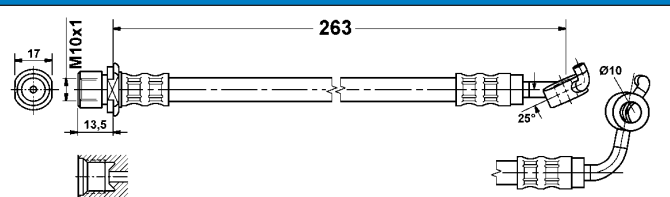
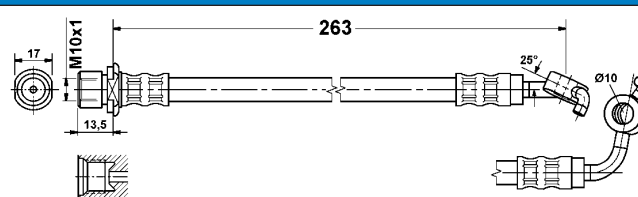


24.5265-0263.3

331157

24.5265-0264.3

331158

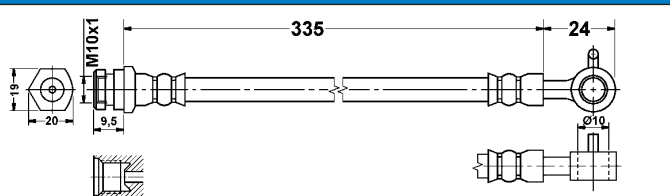
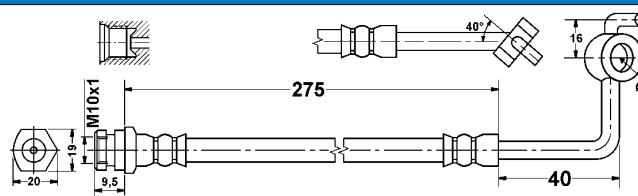


24.5265-0275.3

331069

24.5265-0335.3

331070

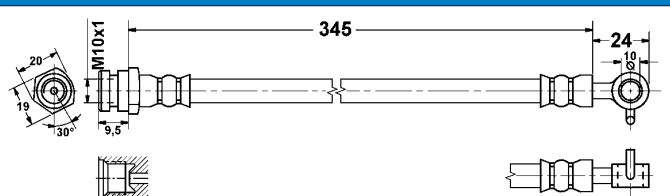
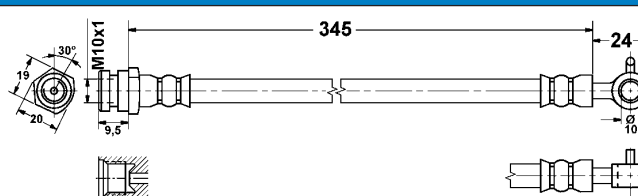


24.5265-0345.3

331091

24.5265-0346.3

331092

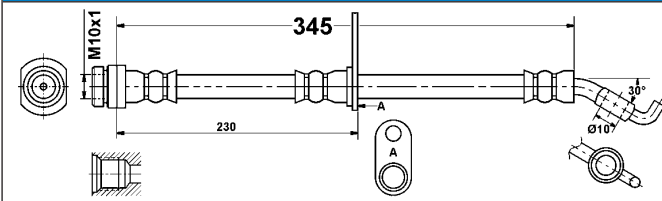


# Abbildungen Bremsschläuche

Illustrations brake hoses - Ilustraciones tubos flexible de freno - Illustrations flexibles de frein - Illustrazioni flessibile freno

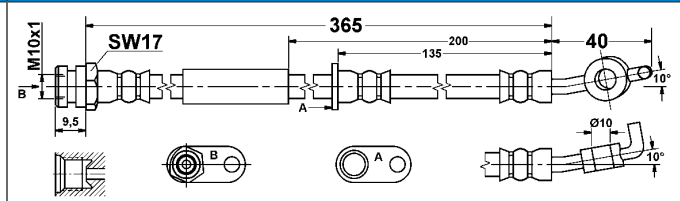
24.5265-0347.3

331405



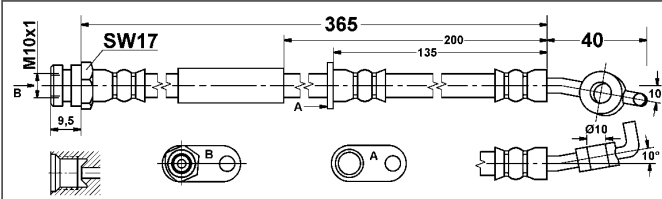
24.5265-0365.3

331159



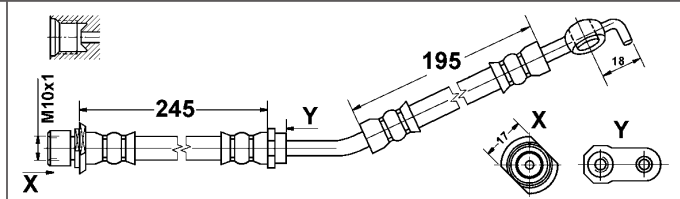
24.5265-0366.3

331160



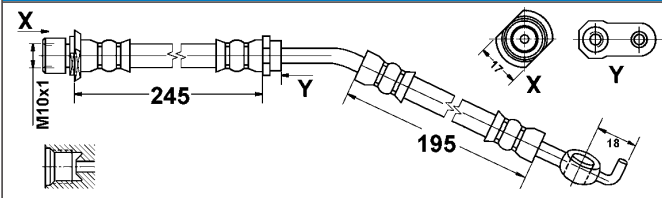
24.5265-0440.3

331351



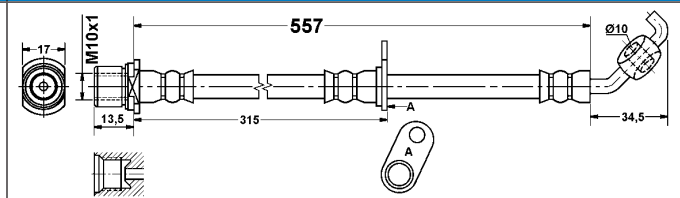
24.5265-0441.3

331352



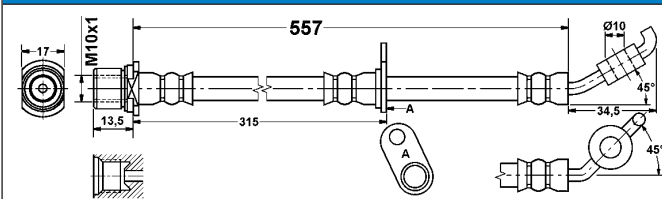
24.5265-0557.3

330928



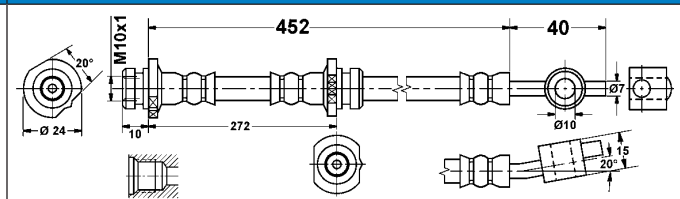
24.5265-0558.3

330929



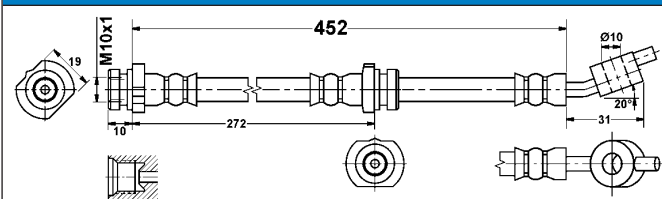
24.5266-0452.3

330930



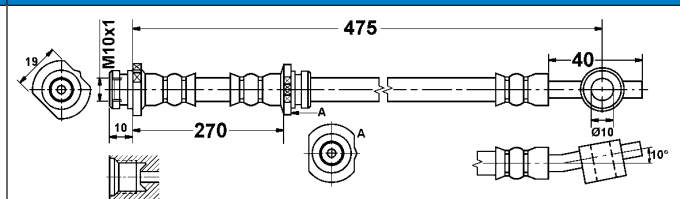
24.5266-0453.3

330931



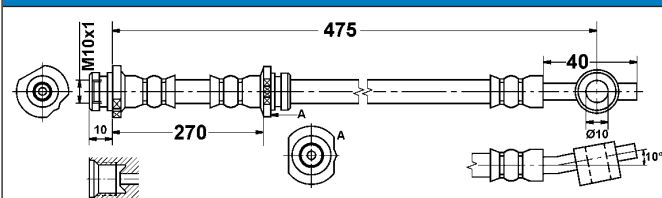
24.5266-0475.3

331139



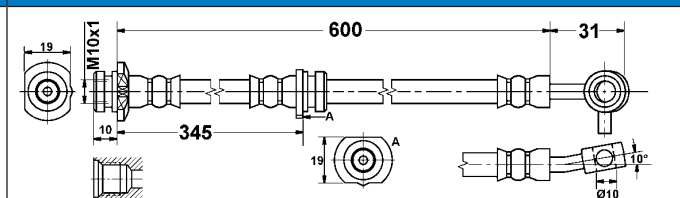
24.5266-0476.3

331140



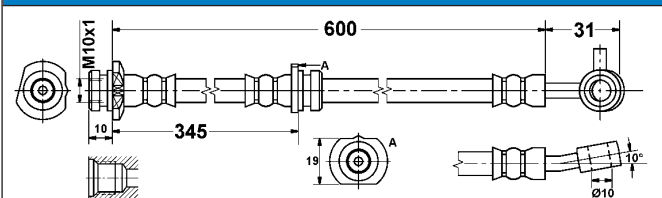
24.5266-0600.3

331161



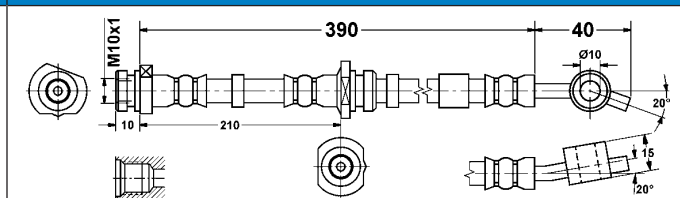
24.5266-0601.3

331162



24.5267-0390.3

330932





# Abbildungen Bremsschläuche

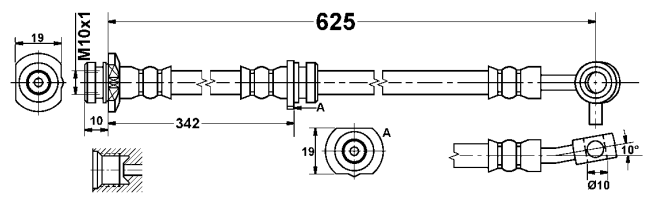
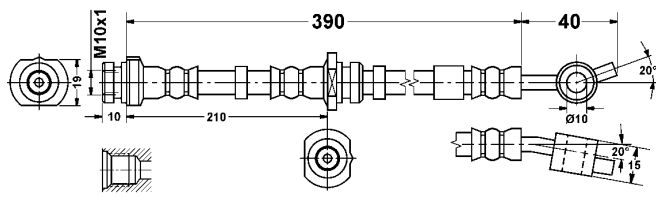
Illustrations brake hoses - Ilustraciones tubos flexible de freno - Illustrations flexibles de frein - Illustrazioni flessibile freno

24.5267-0391.3

330974

24.5267-0625.3

331332

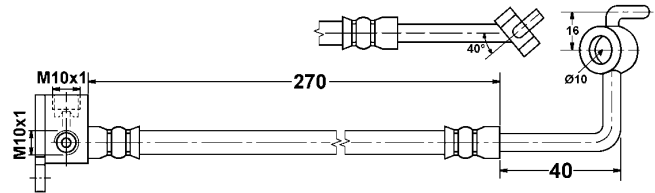
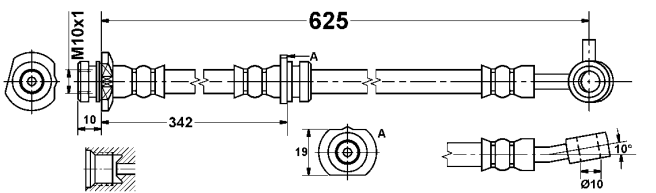


24.5267-0626.3

331333

24.5268-0270.3

331072

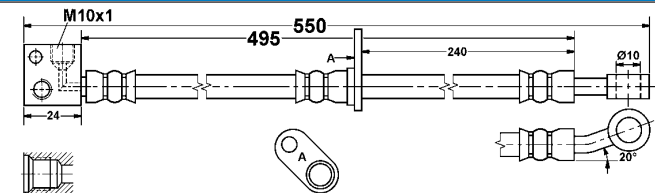
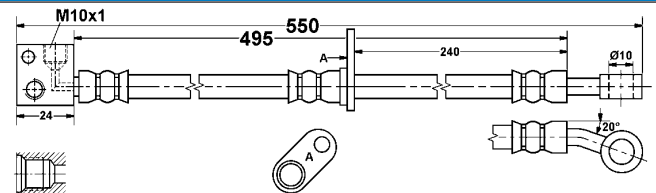


24.5268-0495.3

330933

24.5268-0496.3

330934

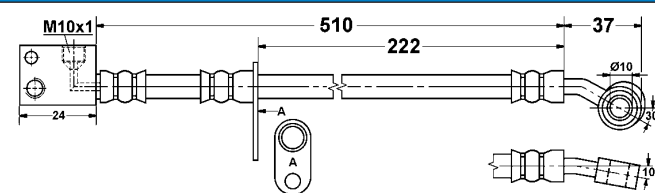
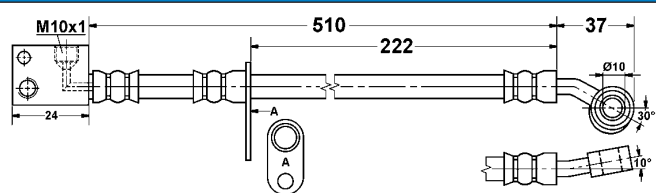


24.5268-0510.3

331143

24.5268-0511.3

331144

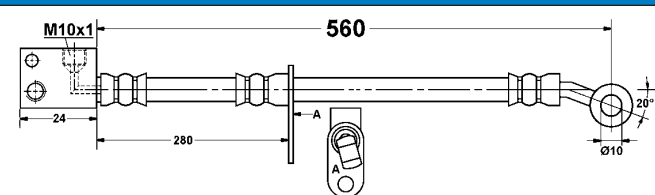
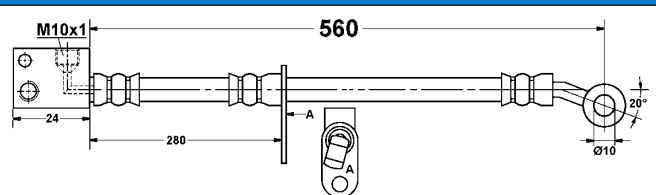


24.5268-0560.3

331345

24.5268-0561.3

331346

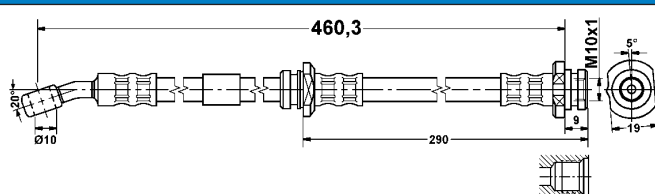
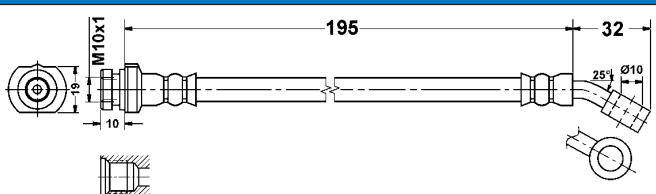


24.5269-0195.3

330935

24.5269-0460.3

331026

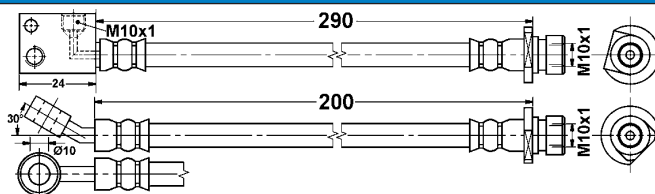
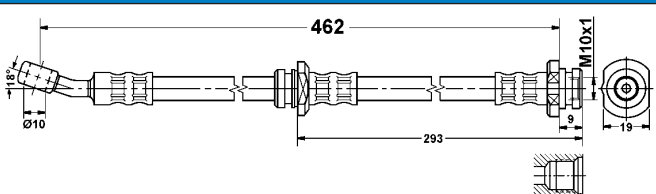


24.5269-0462.3

331027

24.5270-0200.3

331247

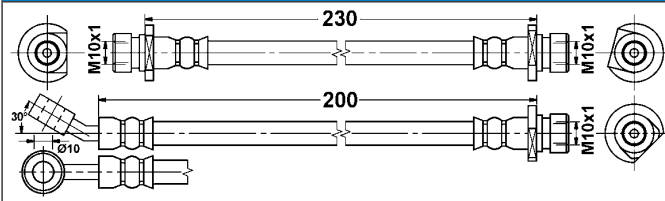


# Abbildungen Bremsschläuche

Illustrations brake hoses - Ilustraciones tubos flexible de freno - Illustrations flexibles de frein - Illustrazioni flessibile freno

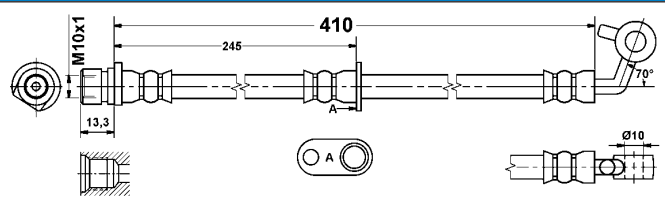
24.5270-0201.3

331248



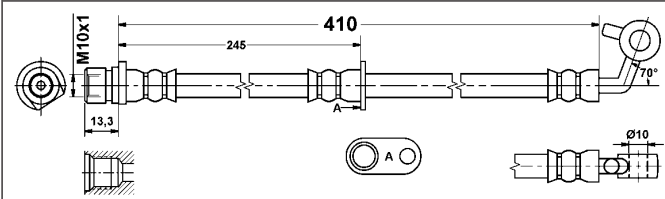
24.5270-0410.3

331181



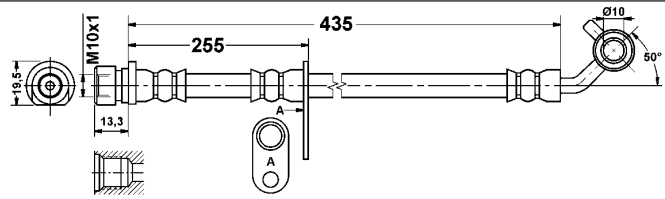
24.5270-0411.3

331182



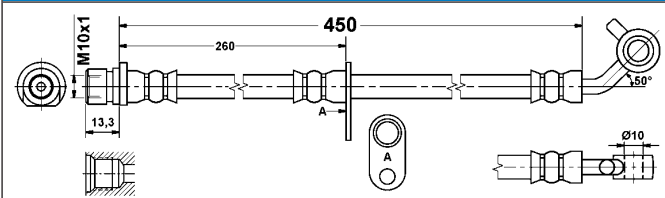
24.5270-0435.3

331134



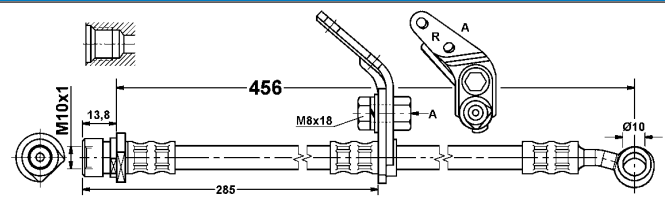
24.5270-0450.3

331183



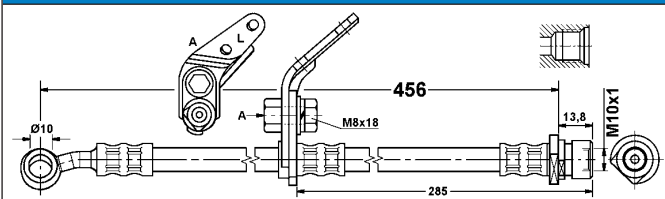
24.5270-0456.3

330996



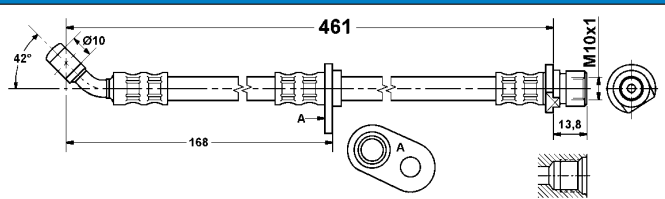
24.5270-0457.3

330997



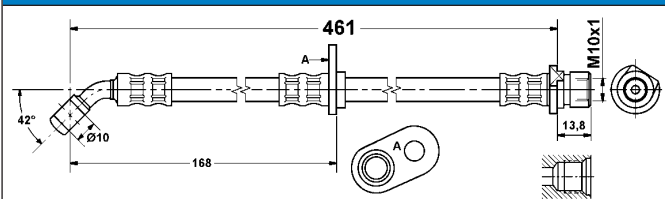
24.5270-0461.3

330998



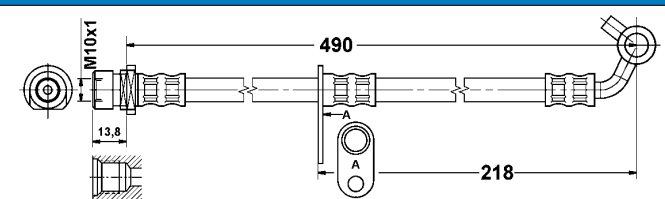
24.5270-0462.3

330999



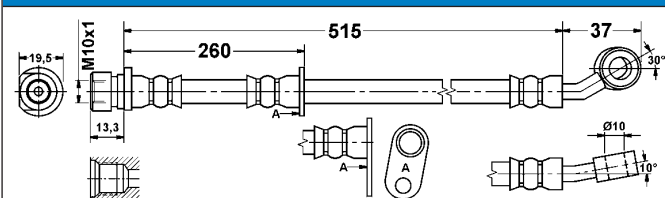
24.5270-0490.3

331079



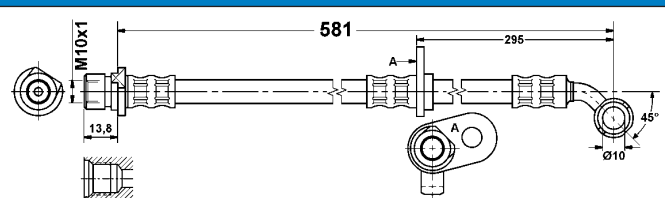
24.5270-0515.3

331145



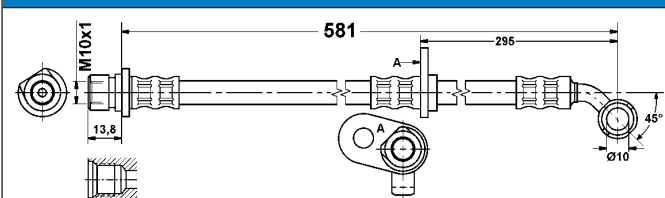
24.5270-0581.3

331000



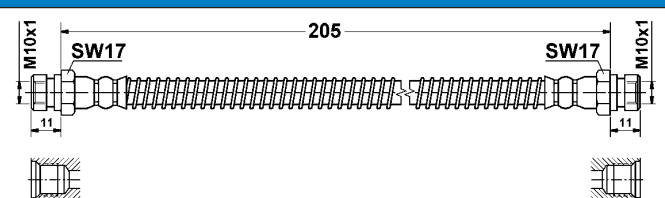
24.5270-0582.3

331001



24.5272-0205.3

330975

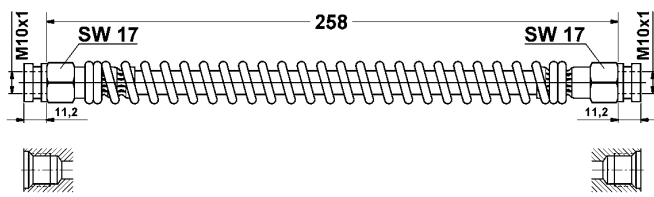


# Abbildungen Bremsschläuche

Illustrations brake hoses - Ilustraciones tubos flexible de freno - Illustrations flexibles de frein - Illustrazioni flessibili freno

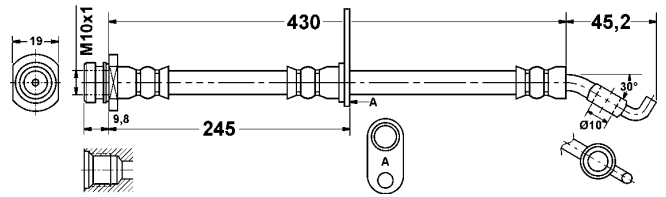
24.5272-0258.3

330939



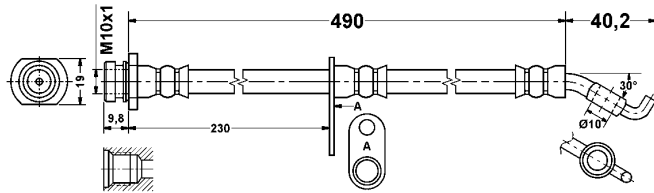
24.5273-0375.3

331147



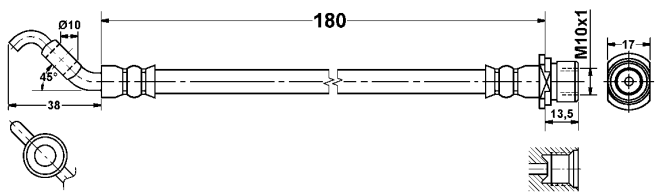
24.5273-0490.3

330940



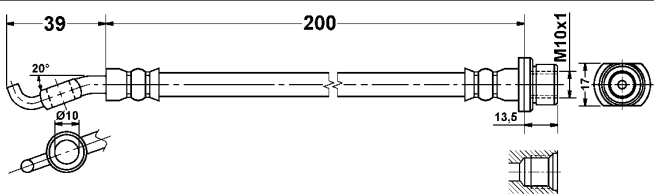
24.5274-0180.3

330941



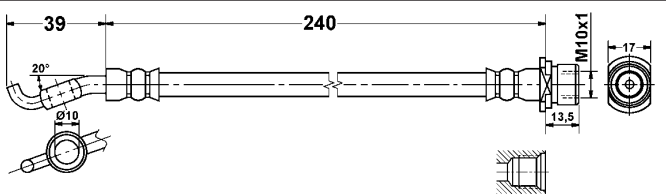
24.5275-0200.3

330942



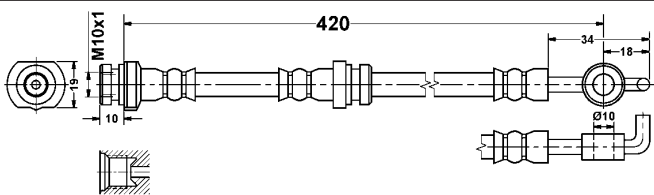
24.5276-0240.3

330943



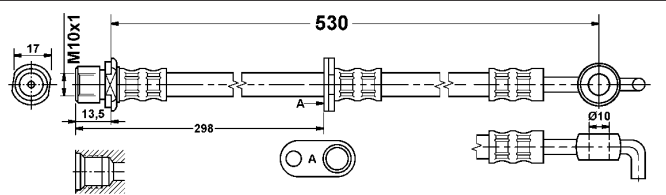
24.5277-0420.3

330944



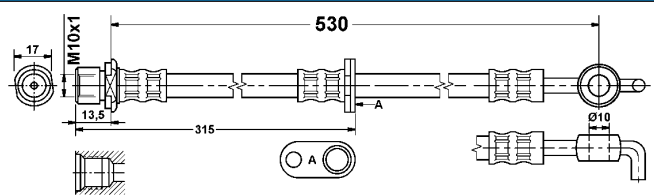
24.5277-0530.3

331002



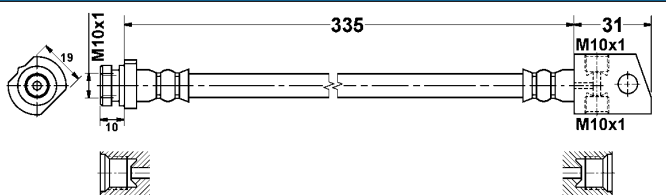
24.5277-0531.3

331003



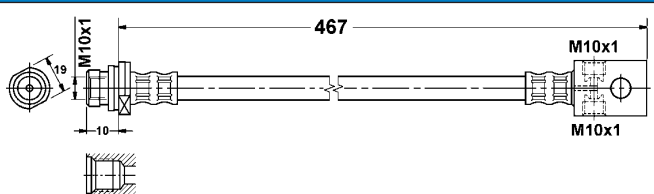
24.5278-0335.3

330945



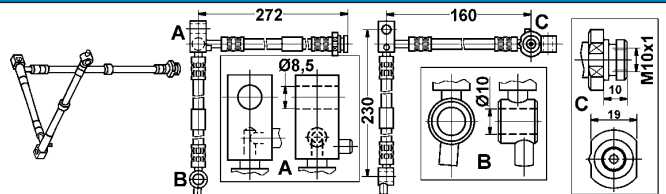
24.5278-0467.3

331073



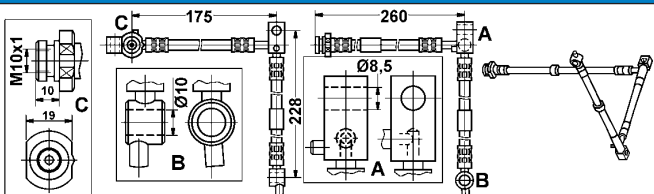
24.5278-0652.3

331189



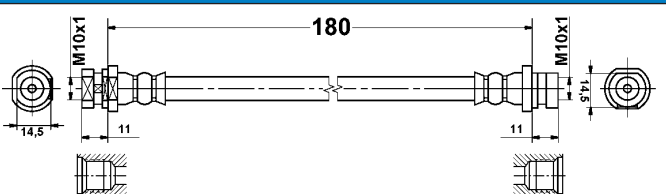
24.5278-0661.3

331190



24.5279-0180.3

331465



# Abbildungen Bremsschläuche

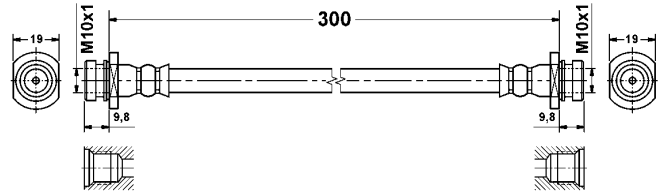
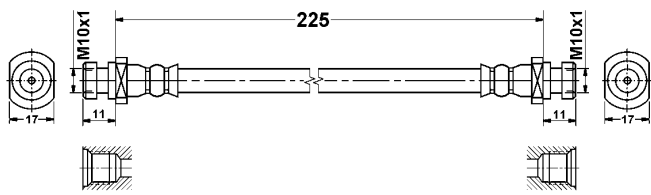
Illustrations brake hoses - Ilustraciones tubos flexible de freno - Illustrations flexibles de frein - Illustrazioni flessibile freno

24.5279-0225.3

331163

24.5279-0300.3

331135

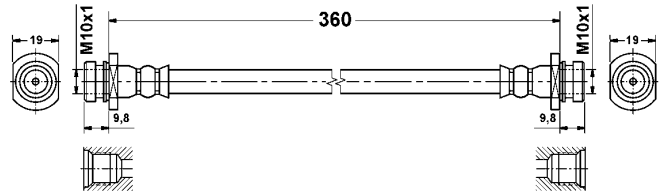
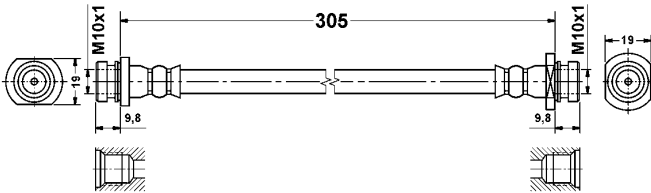


24.5279-0305.3

330946

24.5279-0360.3

331045

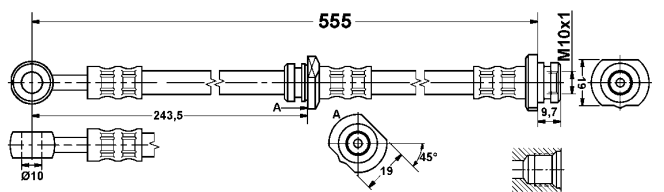
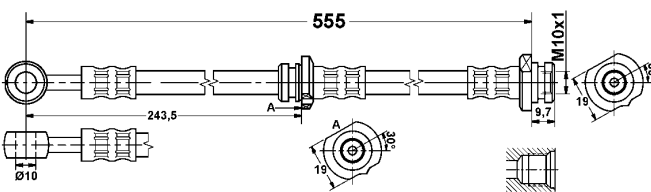


24.5281-0553.3

331004

24.5281-0554.3

331005

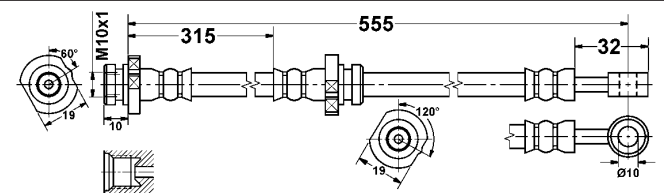
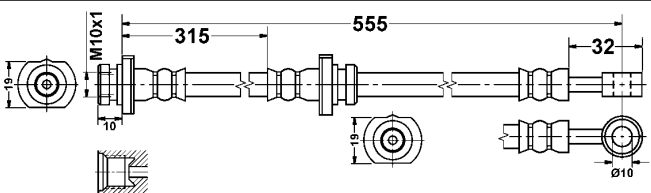


24.5281-0556.3

330955

24.5281-0557.3

330956

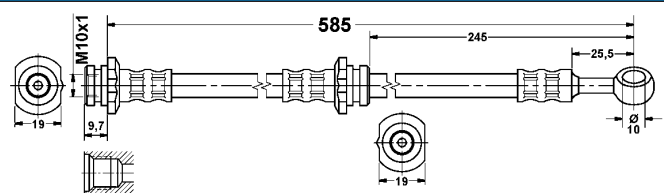
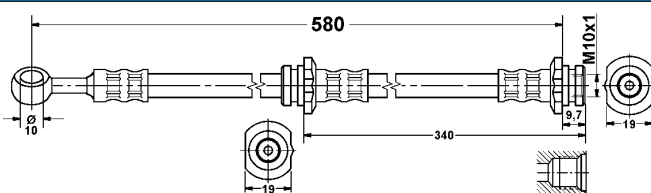


24.5281-0580.3

331006

24.5281-0585.3

331007

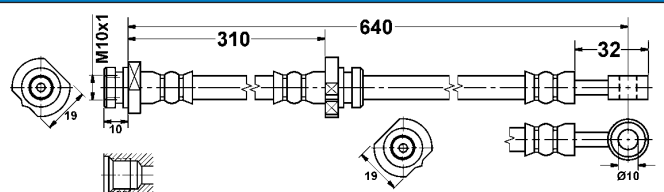
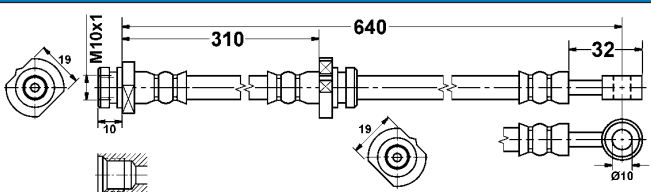


24.5281-0640.3

330968

24.5281-0641.3

330969

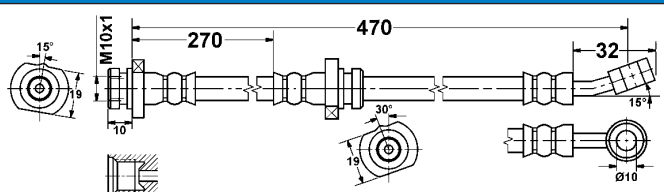
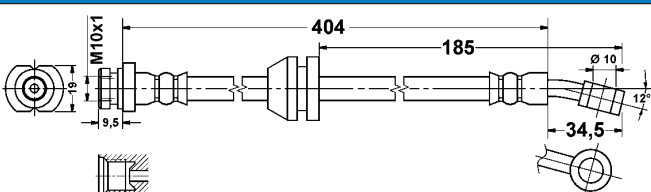


24.5283-0403.3

331136

24.5283-0470.3

330959



# Abbildungen Bremsschläuche

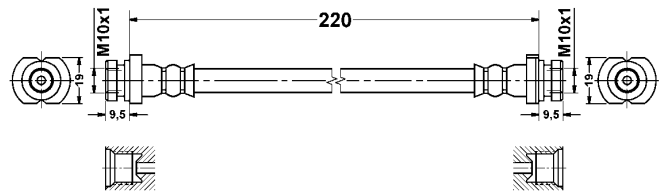
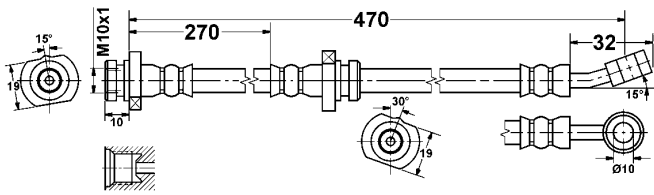
Illustrations brake hoses - Ilustraciones tubos flexible de freno - Illustrations flexibles de frein - Illustrazioni flessibili freno

24.5283-0471.3

330960

24.5284-0220.3

330970

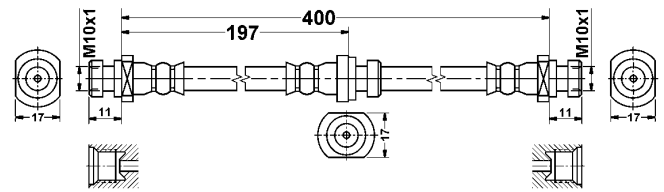
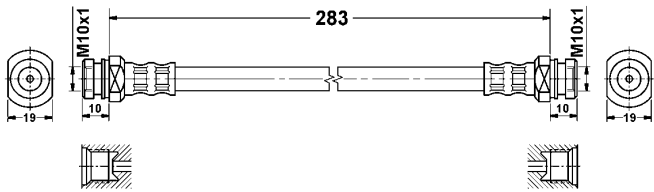


24.5284-0283.3

331080

24.5284-0400.3

331060

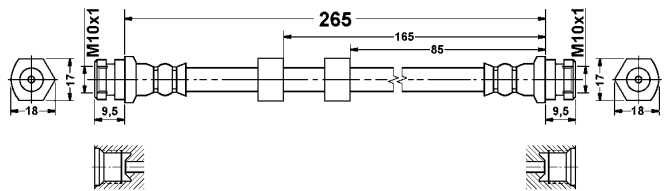
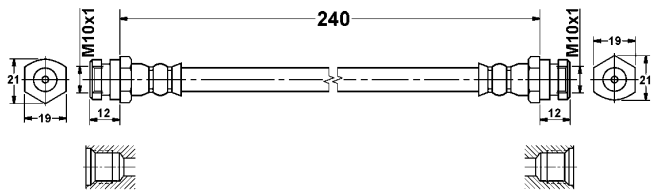


24.5285-0240.3

330976

24.5285-0265.3

331184

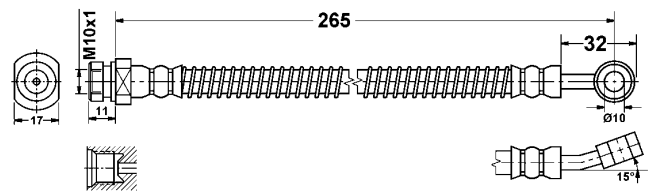
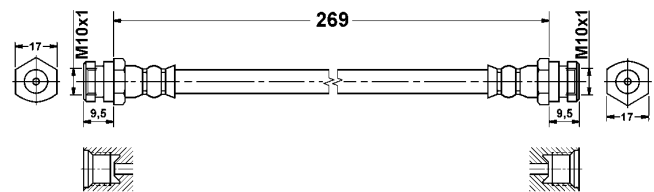


24.5285-0269.3

331137

24.5286-0265.3

331046

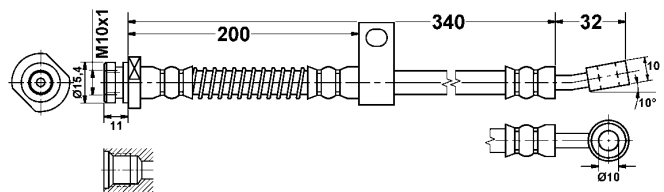
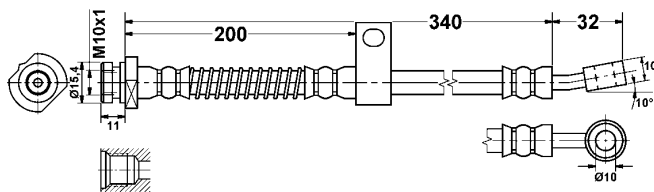


24.5286-0340.3

330977

24.5286-0341.3

330989

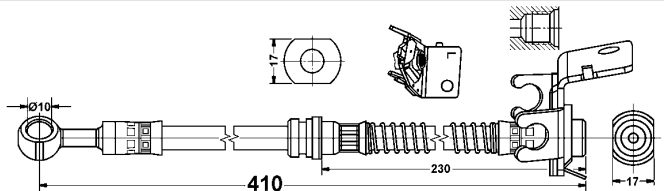
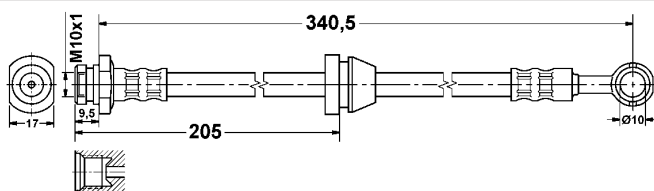


24.5286-0342.3

331138

24.5286-0400.3

331375

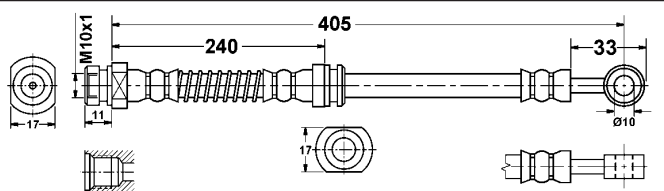
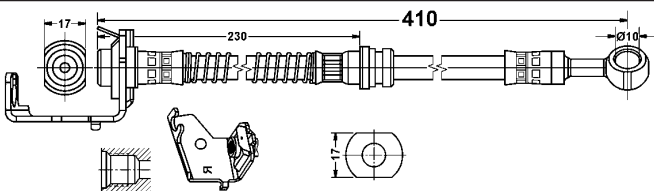


24.5286-0401.3

331376

24.5286-0405.3

331061



# Abbildungen Bremsschläuche

Illustrations brake hoses - Ilustraciones tubos flexible de freno - Illustrations flexibles de frein - Illustrazioni flessibili freno

<p><b>24.5286-0485.3</b> <b>331172</b></p>	<p><b>24.5286-0488.3</b> <b>331221</b></p>
<p><b>24.5286-0489.3</b> <b>331222</b></p>	<p><b>24.5286-0524.3</b> <b>331223</b></p>
<p><b>24.5286-0525.3</b> <b>331224</b></p>	<p><b>24.5286-0540.3</b> <b>331249</b></p>
<p><b>24.5286-0545.3</b> <b>331250</b></p>	<p><b>24.5286-0556.3</b> <b>331251</b></p>
<p><b>24.5286-0600.3</b> <b>331173</b></p>	<p><b>24.5286-0601.3</b> <b>331174</b></p>
<p><b>24.5286-0660.3</b> <b>331252</b></p>	<p><b>24.5287-0441.3</b> <b>331008</b></p>
<p><b>24.5287-0442.3</b> <b>331009</b></p>	<p><b>24.5287-0451.3</b> <b>331010</b></p>

# Abbildungen Bremsschläuche

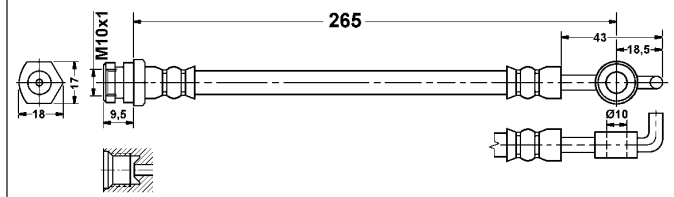
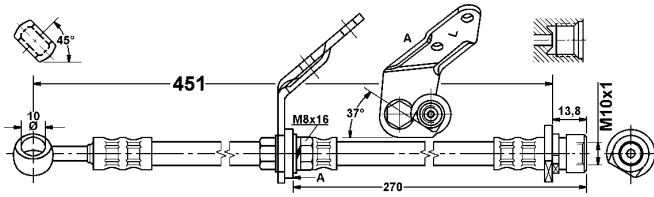
Illustrations brake hoses - Ilustraciones tubos flexible de freno - Illustrations flexibles de frein - Illustrazioni flessibili freno

24.5287-0452.3

331011

24.5288-0265.3

331062

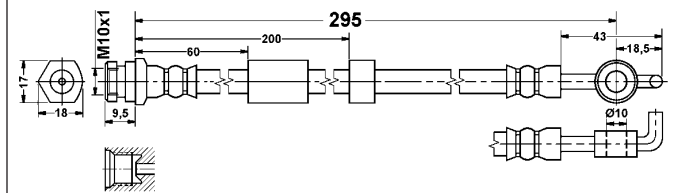
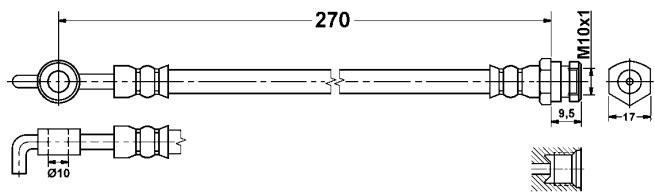


24.5288-0270.3

331227

24.5288-0295.3

331185

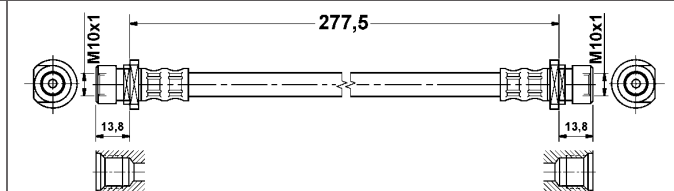
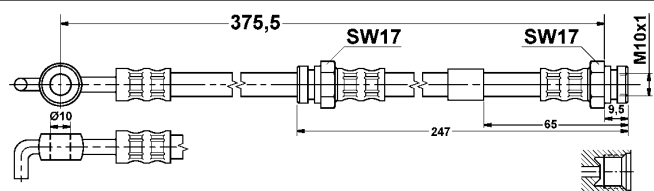


24.5288-0375.3

331012

24.5289-0277.3

331013

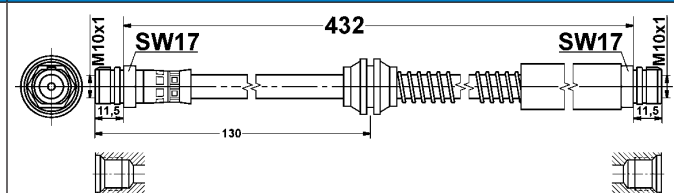
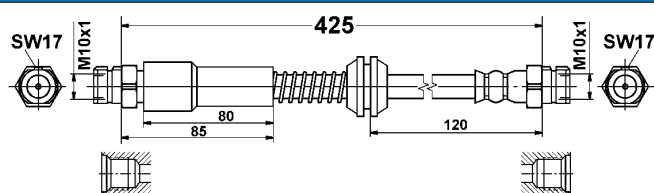


24.5289-0425.3

331388

24.5289-0432.3

331377

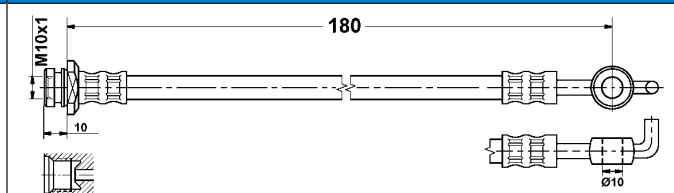
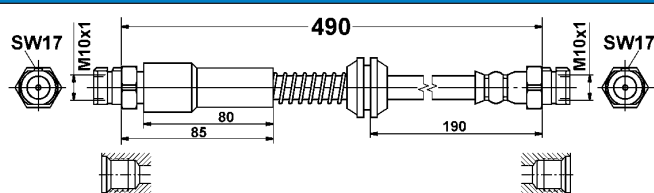


24.5289-0490.3

331389

24.5290-0180.3

331028

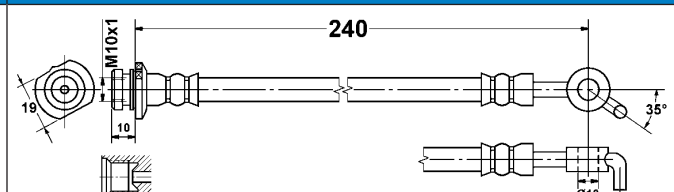
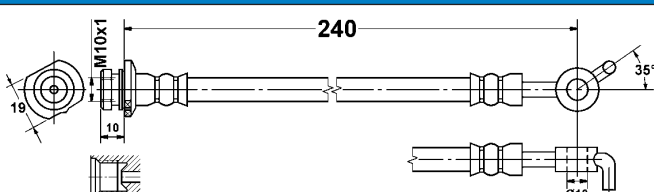


24.5290-0240.3

331334

24.5290-0241.3

331335

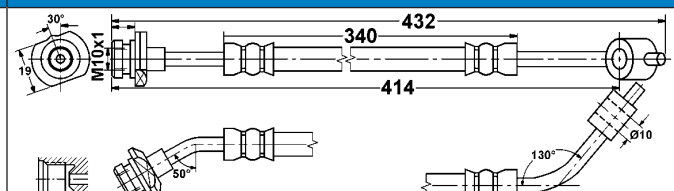
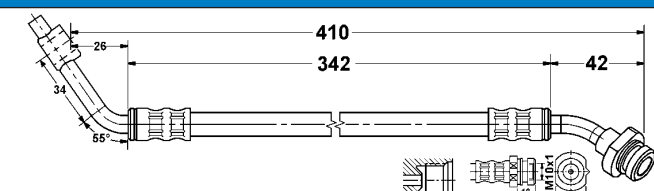


24.5290-0410.3

331081

24.5290-0414.3

331175

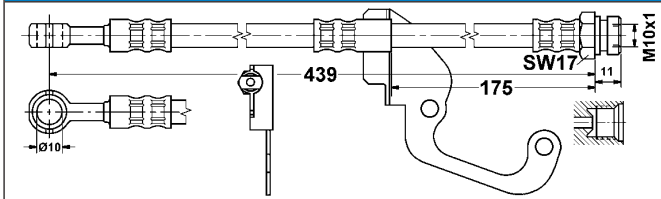


# Abbildungen Bremsschläuche

Illustrations brake hoses - Ilustraciones tubos flexible de freno - Illustrations flexibles de frein - Illustrazioni flessibili freno

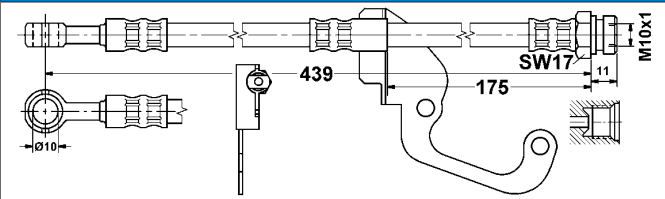
24.5290-0439.3

331176



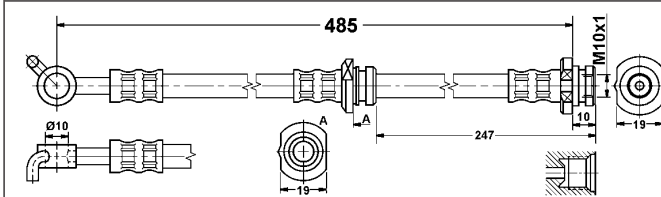
24.5290-0440.3

331177



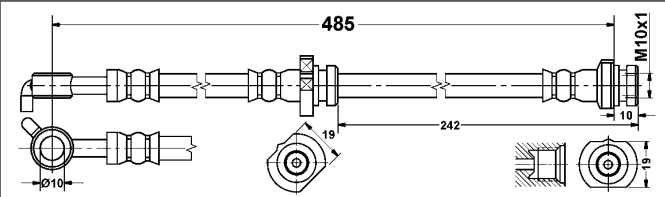
24.5290-0485.3

331082



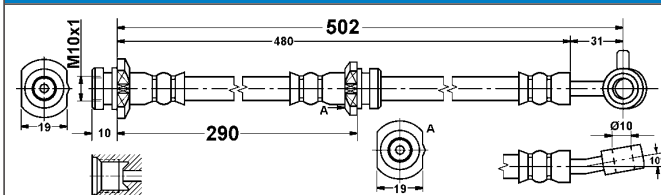
24.5290-0486.3

331178



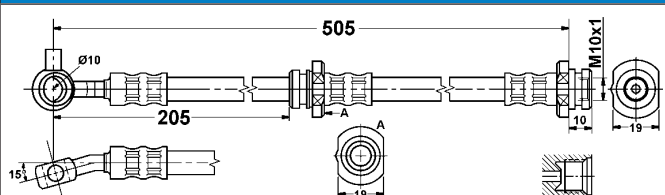
24.5290-0502.3

331164



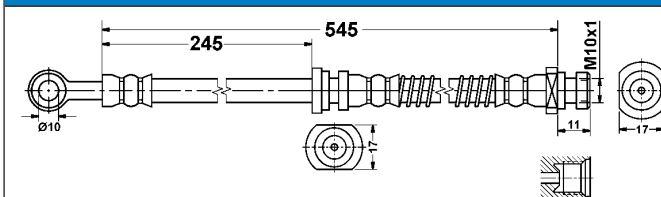
24.5290-0505.3

331083



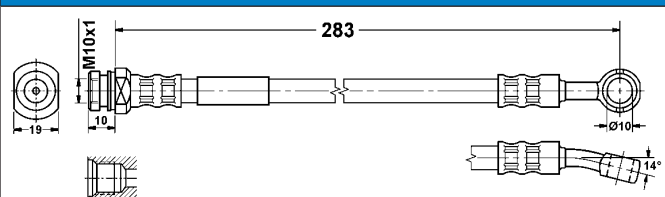
24.5290-0545.3

331063



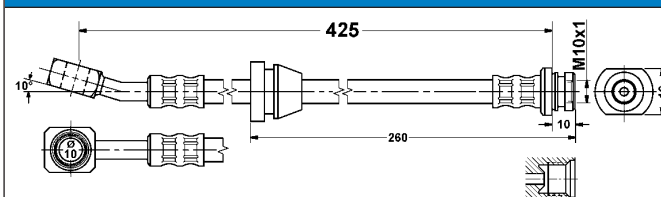
24.5291-0345.3

331165



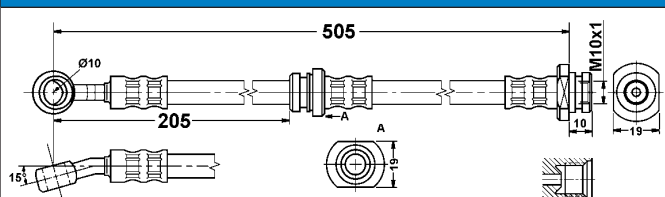
24.5291-0425.3

331029



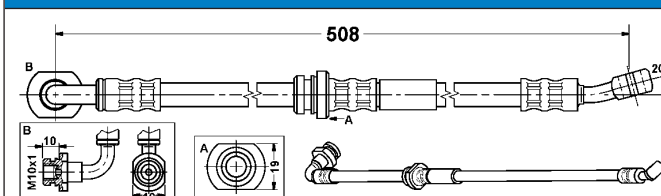
24.5291-0430.3

331084



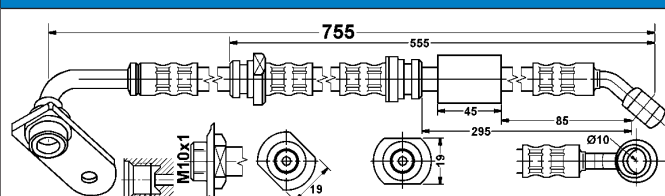
24.5291-0508.3

331085



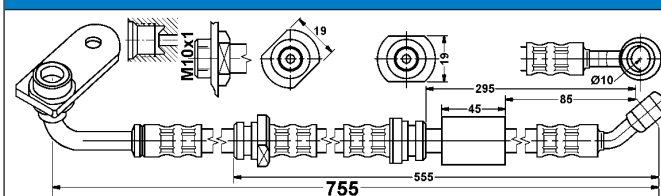
24.5291-0755.3

331195



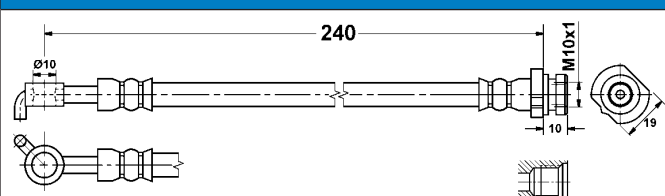
24.5291-0756.3

331196



24.5292-0240.3

331225





# Abbildungen Bremsschläuche

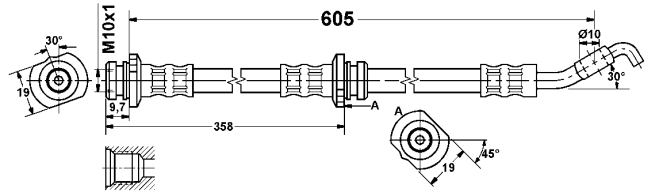
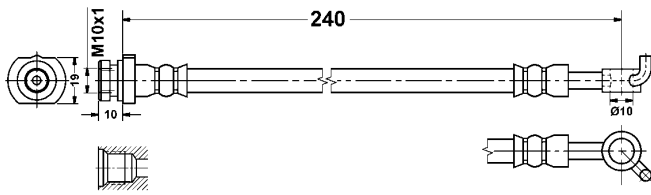
Illustrations brake hoses - Ilustraciones tubos flexible de freno - Illustrations flexibles de frein - Illustrazioni flessibili freno

24.5292-0241.3

331226

24.5292-0605.3

331030

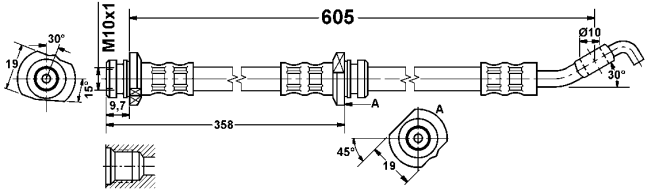
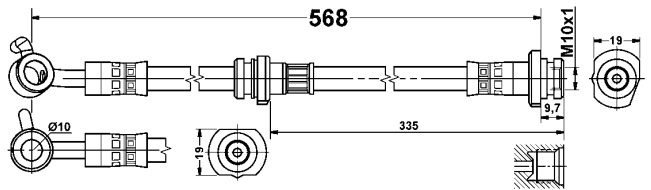


24.5293-0567.3

331438

24.5293-0605.3

331031

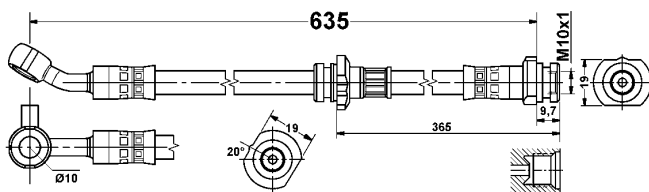
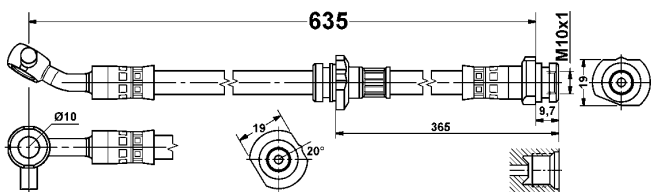


24.5293-0635.3

331440

24.5293-0636.3

331441

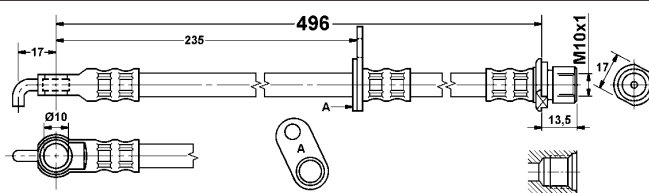
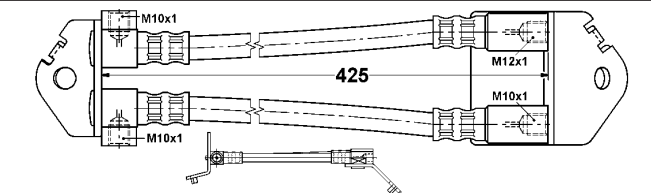


24.5294-0463.3

331032

24.5295-0496.3

331033

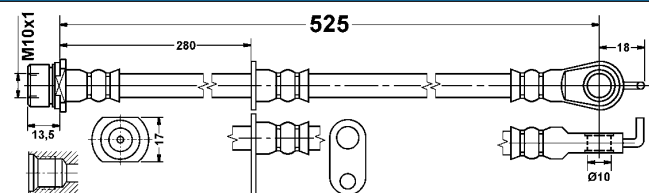
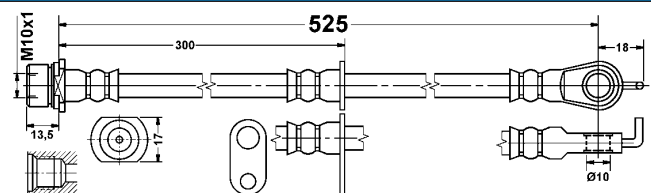


24.5295-0525.3

331353

24.5295-0526.3

331354

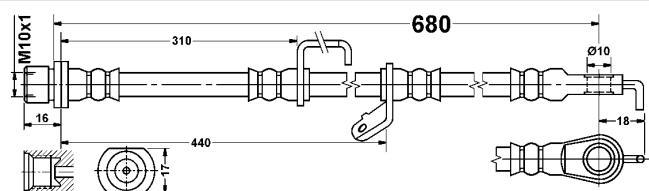
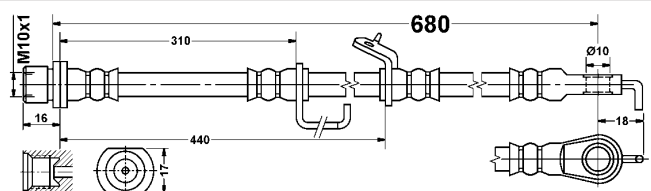


24.5295-0680.3

331355

24.5295-0681.3

331356

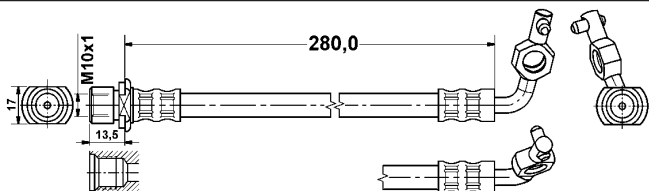
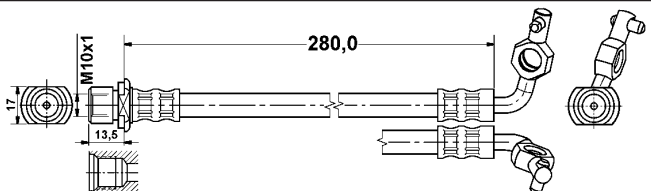


24.5296-0280.3

331034

24.5296-0281.3

331035



# Abbildungen Bremsschläuche

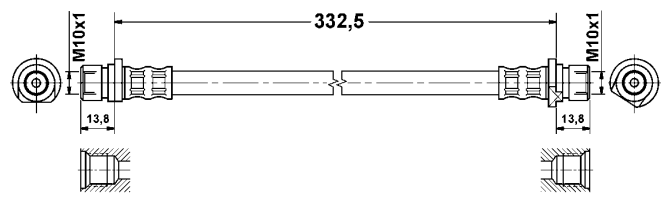
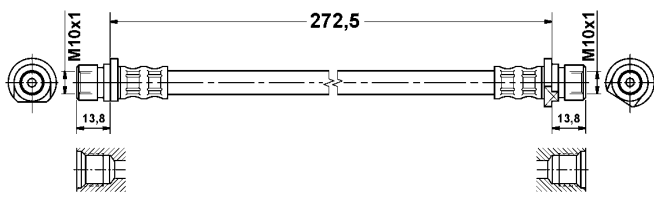
Illustrations brake hoses - Ilustraciones tubos flexible de freno - Illustrations flexibles de frein - Illustrazioni flessibile freno

24.5297-0272.3

331036

24.5297-0332.3

331037

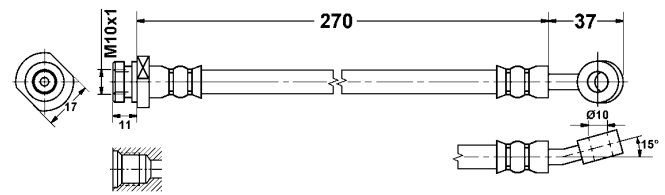
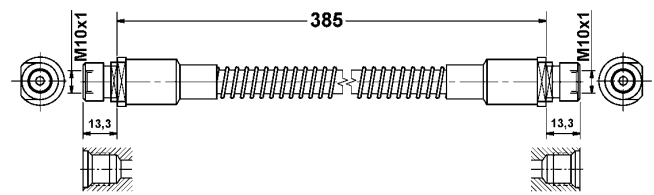


24.5297-0385.3

331047

24.5298-0270.3

331086

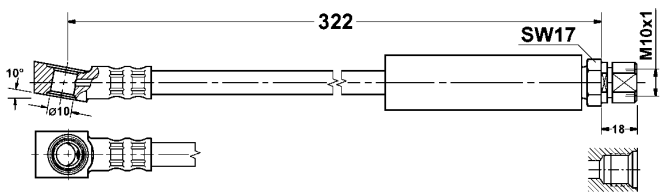
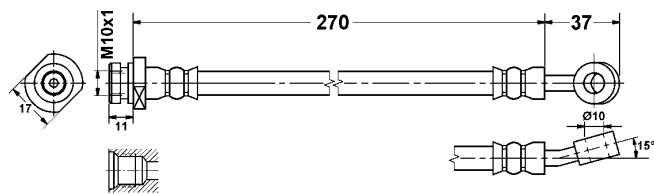


24.5298-0271.3

331087

24.5298-0322.3

331314

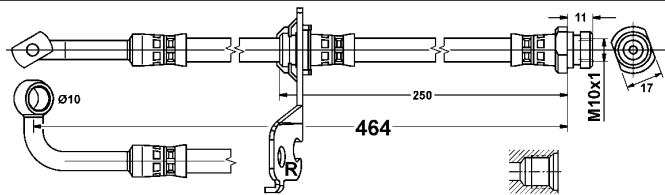
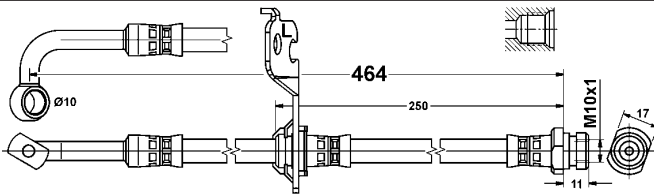


24.5298-0464.3

331358

24.5298-0465.3

331359

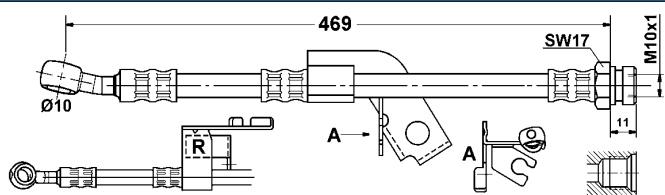
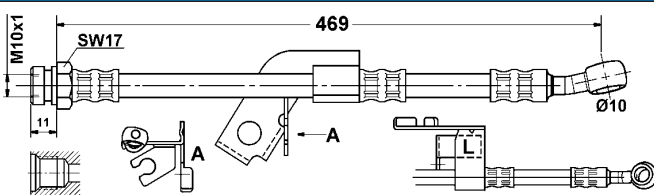


24.5298-0469.3

331191

24.5298-0470.3

331192

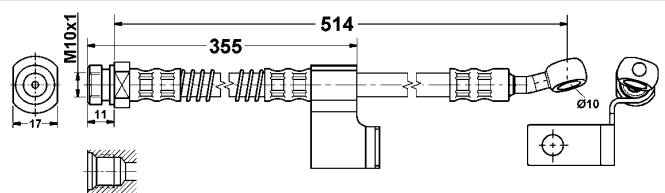
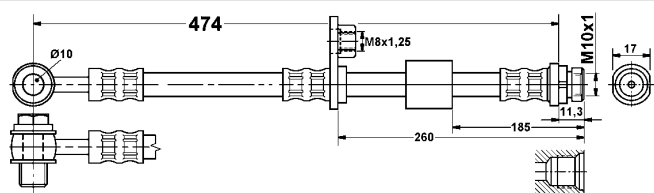


24.5298-0475.3

331255

24.5298-0514.3

331088

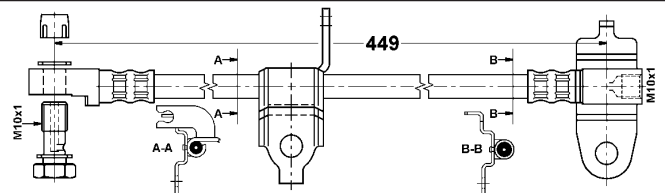
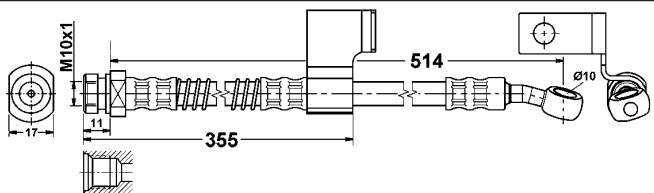


24.5298-0515.3

331166

24.5299-0449.3

331039

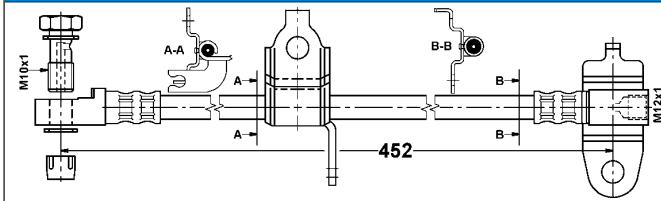


# Abbildungen Bremsschläuche

Illustrations brake hoses - Ilustraciones tubos flexible de freno - Illustrations flexibles de frein - Illustrazioni flessibile freno

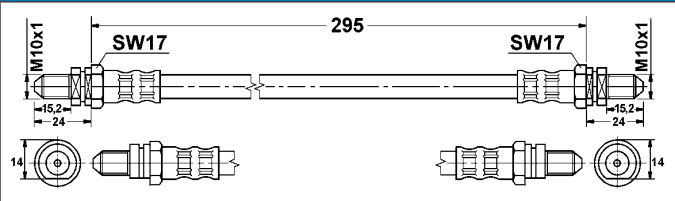
24.5299-0452.3

331040



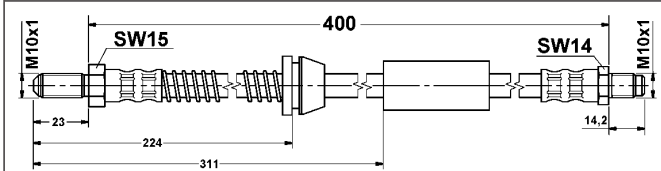
24.5302-0295.3

330403



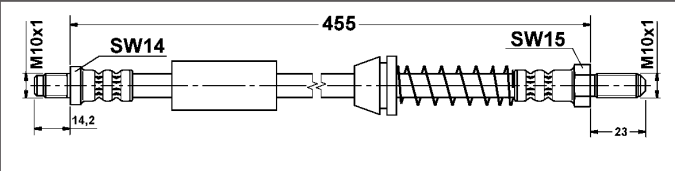
24.5303-0400.3

330404



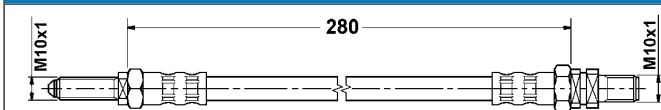
24.5303-0455.3

330588



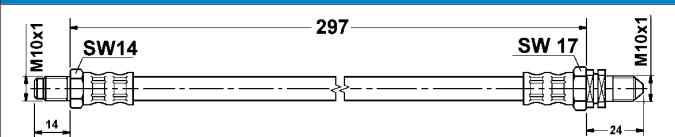
24.5304-0280.3

330589



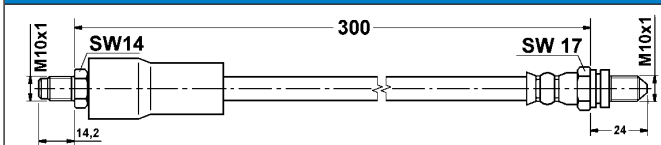
24.5305-0295.3

330657



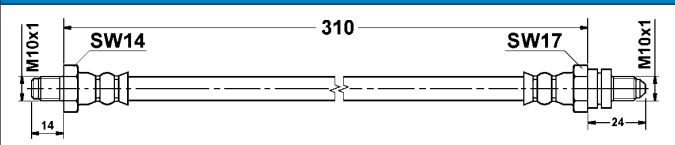
24.5305-0300.3

330658



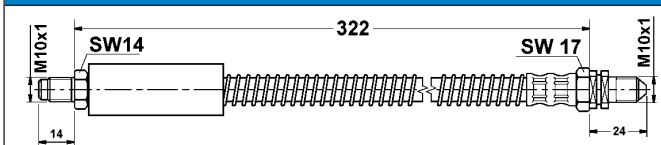
24.5305-0310.3

331326



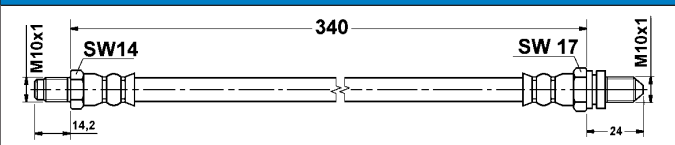
24.5305-0320.3

330764



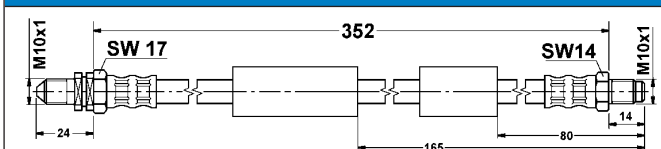
24.5305-0340.3

330659



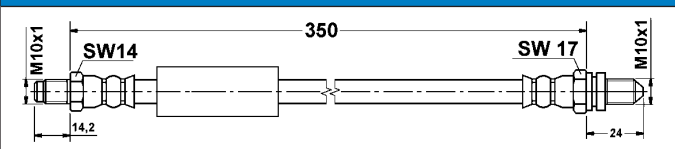
24.5305-0350.3

330660



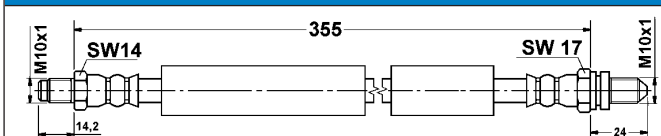
24.5305-0351.3

330687



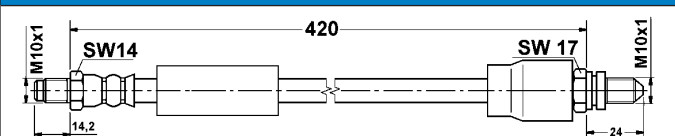
24.5305-0355.3

330688



24.5305-0420.3

330661



# Abbildungen Bremsschläuche

Illustrations brake hoses - Ilustraciones tubos flexible de freno - Illustrations flexibles de frein - Illustrazioni flessibile freno

<p><b>24.5306-0295.3</b> <b>330662</b></p>	<p><b>24.5308-0488.3</b> <b>330776</b></p>
<p><b>24.5308-0489.3</b> <b>330777</b></p>	<p><b>24.5411-0550.3</b> <b>330567</b></p>
<p><b>83.1094-0070.3</b> <b>331228</b></p>	<p><b>83.1294-0250.3</b> <b>331267</b></p>
<p><b>83.1294-0260.3</b> <b>331268</b></p>	<p><b>83.6104-0180.3</b> <b>330510</b></p>
<p><b>83.6104-0220.3</b> <b>330474</b></p>	<p><b>83.6104-0250.3</b> <b>330720</b></p>
<p><b>83.6104-0295.3</b> <b>330244</b></p>	<p><b>83.6104-0315.3</b> <b>330889</b></p>
<p><b>83.6104-0336.3</b> <b>330451</b></p>	<p><b>83.6104-0470.3</b> <b>330253</b></p>

# Abbildungen Bremsschläuche

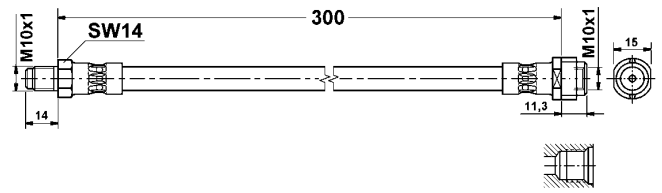
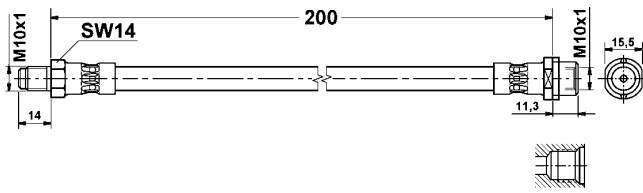
Illustrations brake hoses - Ilustraciones tubos flexible de freno - Illustrations flexibles de frein - Illustrazioni flessibile freno

**83.6105-0200.3**

**330453**

**83.6105-0300.3**

**330537**

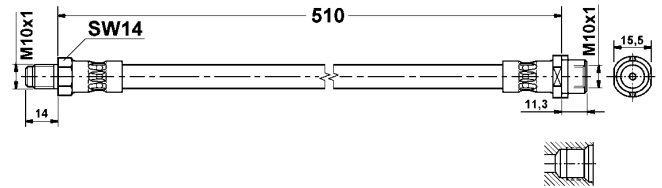
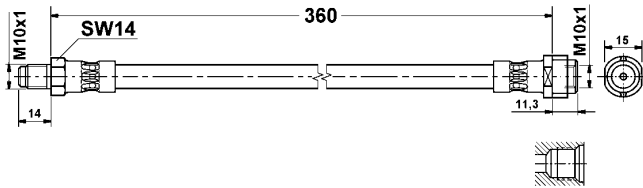


**83.6105-0360.3**

**330635**

**83.6105-0510.3**

**330622**

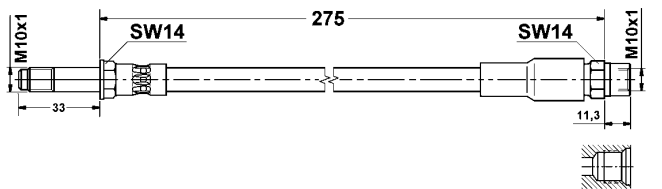
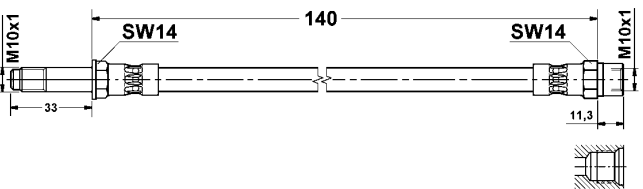


**83.6113-0140.3**

**330482**

**83.6113-0276.3**

**330538**

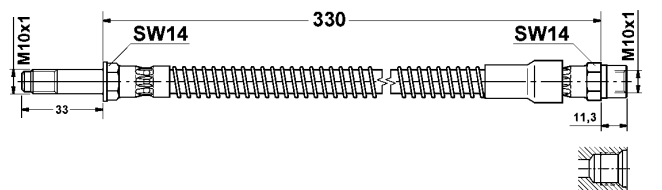
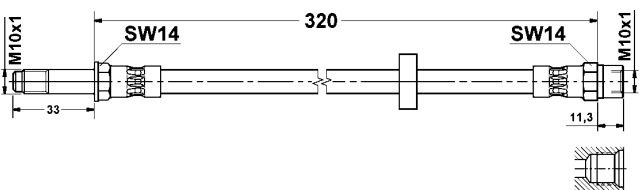


**83.6113-0321.3**

**330621**

**83.6113-0331.3**

**330982**

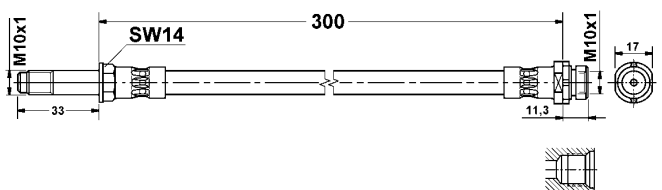
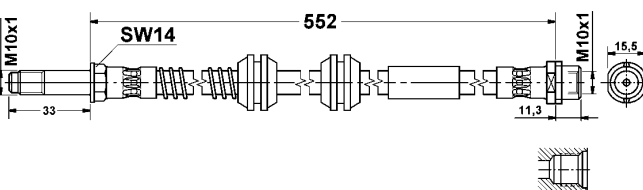


**83.6113-0552.3**

**330864**

**83.6114-0300.3**

**330258**

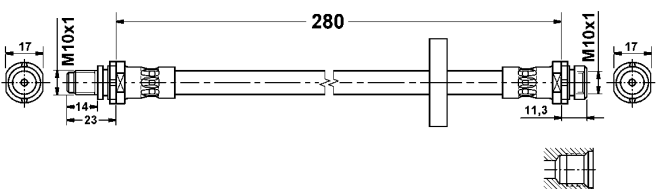
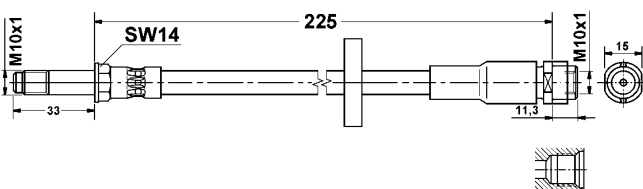


**83.6116-0226.3**

**330454**

**83.6118-0281.3**

**330483**

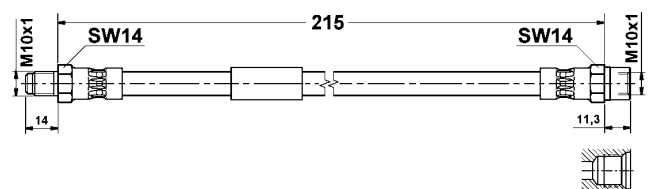
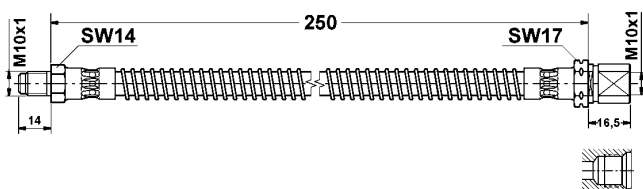


**83.6121-0250.3**

**330260**

**83.6124-0218.3**

**330455**



# Abbildungen Bremsschläuche

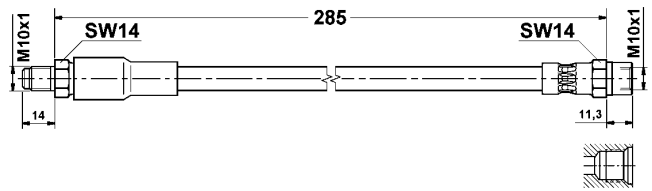
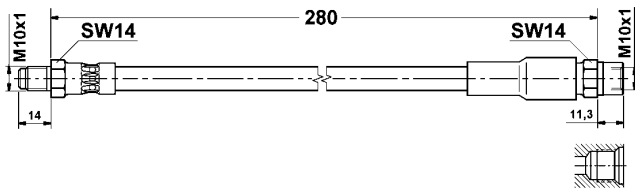
Illustrations brake hoses - Ilustraciones tubos flexible de freno - Illustrations flexibles de frein - Illustrazioni flessibili freno

83.6124-0282.3

330490

83.6124-0285.3

330722

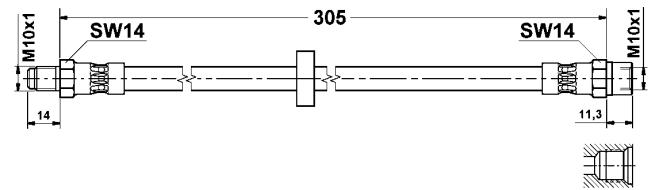
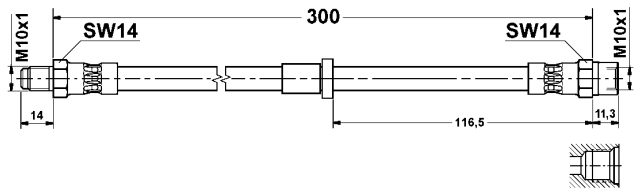


83.6124-0304.3

330983

83.6124-0305.3

330723

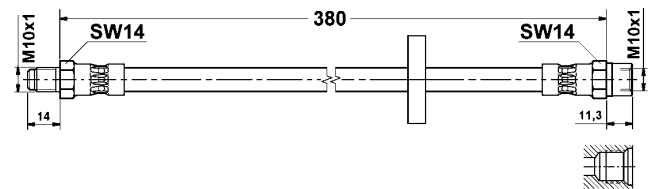
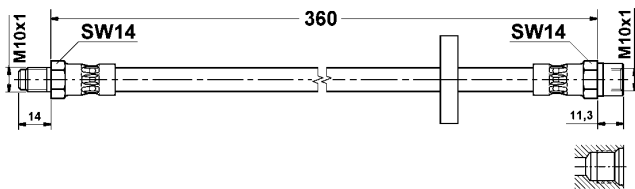


83.6124-0362.3

330715

83.6124-0380.3

330268

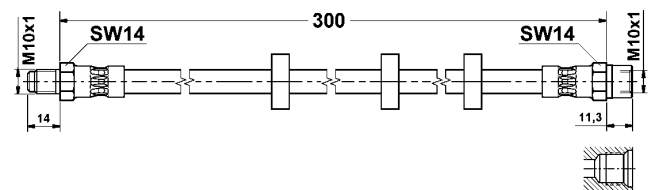
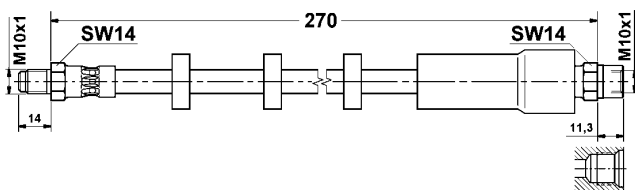


83.6134-0270.3

330779

83.6134-0300.3

330725

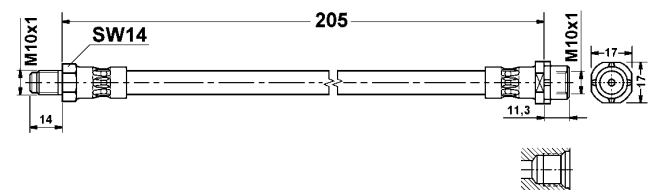
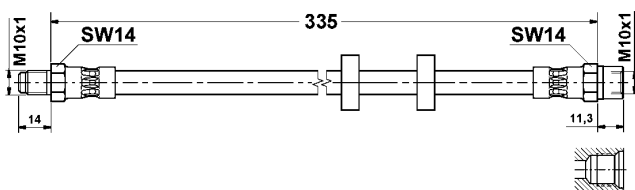


83.6134-0335.3

330277

83.6150-0206.3

330978

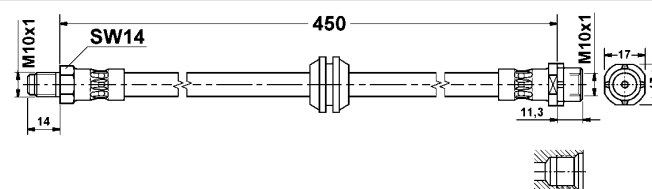
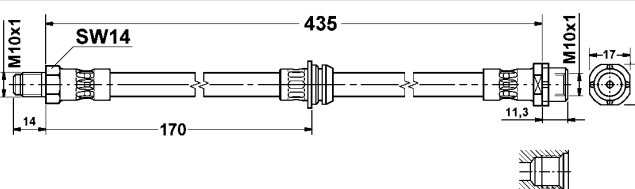


83.6150-0436.3

330890

83.6150-0451.3

330283

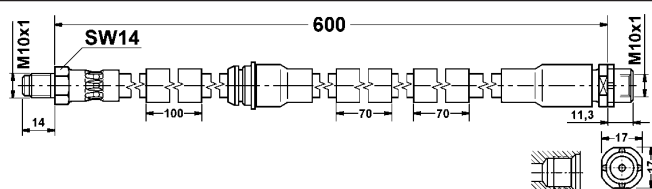
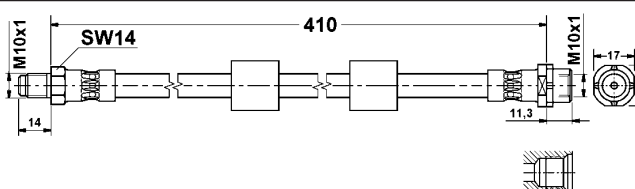


83.6151-0411.3

330461

83.6151-0602.3

330893



# Abbildungen Bremsschläuche

Illustrations brake hoses - Ilustraciones tubos flexible de freno - Illustrations flexibles de frein - Illustrazioni flessibile freno

<p><b>83.6152-0406.3</b>      <b>330789</b></p>	<p><b>83.6154-0526.3</b>      <b>330285</b></p>
<p><b>83.6155-0327.3</b>      <b>330287</b></p>	<p><b>83.6169-0325.3</b>      <b>330546</b></p>
<p><b>83.6169-0418.3</b>      <b>330894</b></p>	<p><b>83.6169-0505.3</b>      <b>330288</b></p>
<p><b>83.6169-0685.3</b>      <b>330984</b></p>	<p><b>83.6188-0311.3</b>      <b>330291</b></p>
<p><b>83.6196-0325.3</b>      <b>330727</b></p>	<p><b>83.6201-0175.3</b>      <b>330663</b></p>
<p><b>83.6204-0100.3</b>      <b>330441</b></p>	<p><b>83.6204-0143.3</b>      <b>330304</b></p>
<p><b>83.6204-0158.3</b>      <b>330773</b></p>	<p><b>83.6204-0180.3</b>      <b>330547</b></p>

# Abbildungen Bremsschläuche

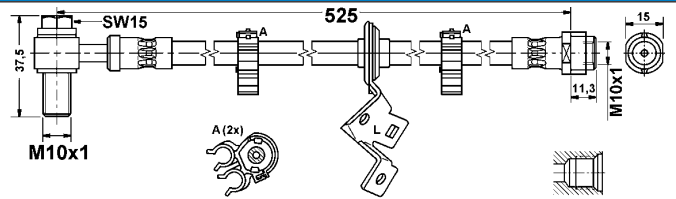
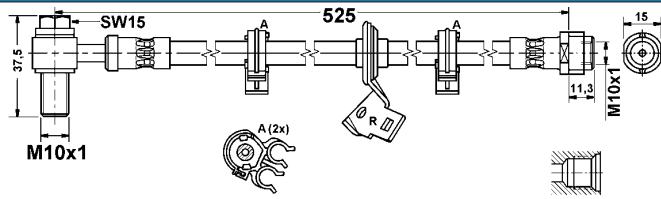
Illustrations brake hoses - Ilustraciones tubos flexible de freno - Illustrations flexibles de frein - Illustrazioni flessibili freno

83.6211-0535.3

330627

83.6211-0536.3

330628

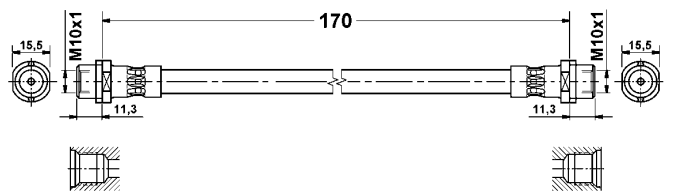
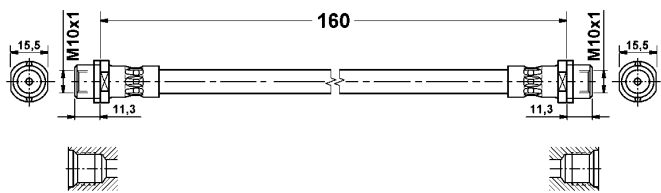


83.6212-0160.3

330318

83.6212-0170.3

330625

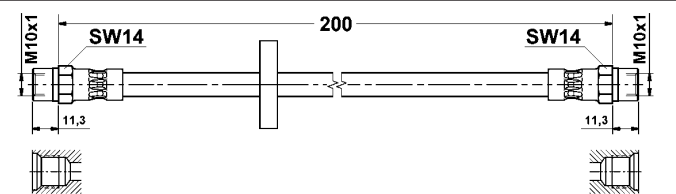
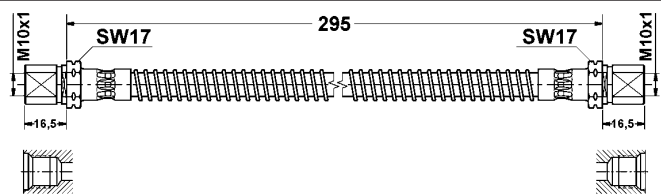


83.6220-0296.3

330324

83.6224-0200.3

330729

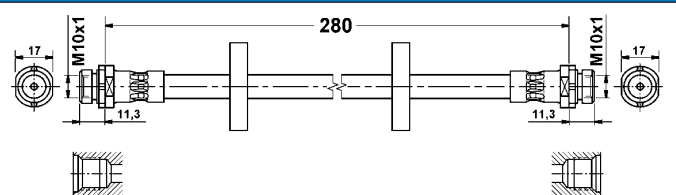
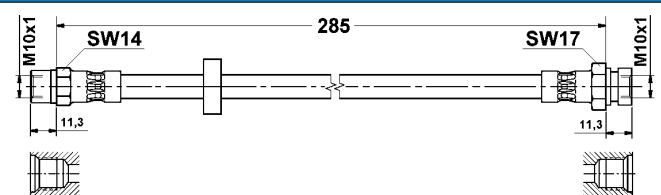


83.6225-0287.3

330735

83.6227-0281.3

330424

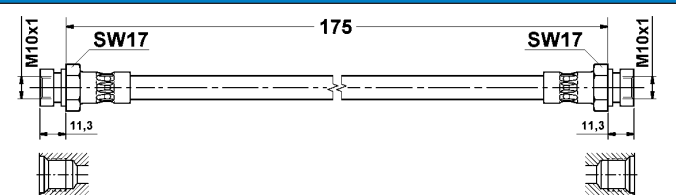
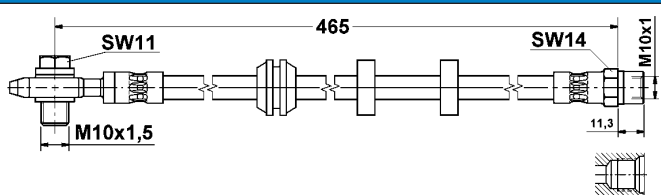


83.6232-0465.3

330736

83.6236-0175.3

330710

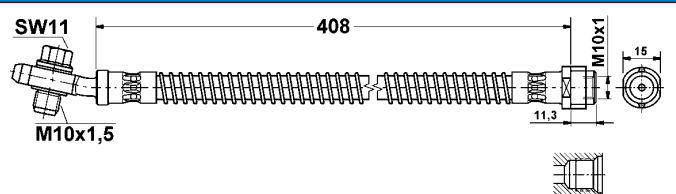
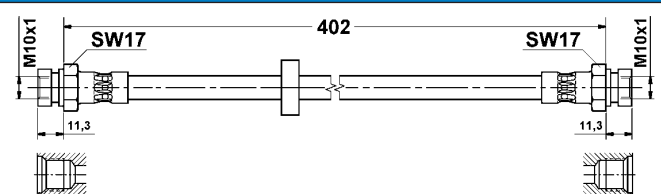


83.6236-0402.3

330464

83.6238-0408.3

330895

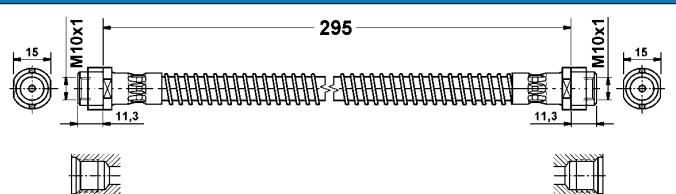
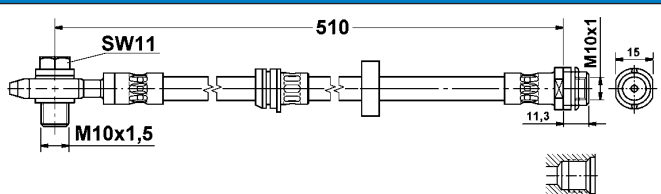


83.6238-0508.3

330631

83.6239-0297.3

330643





# Abbildungen Bremsschläuche

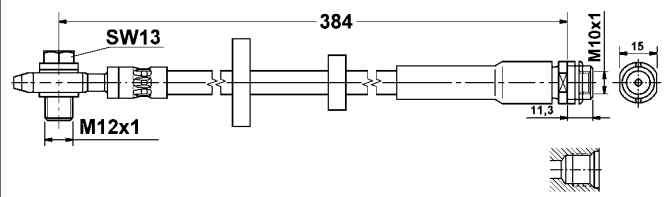
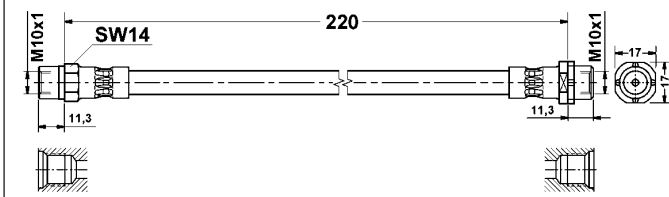
Illustrations brake hoses - Ilustraciones tubos flexible de freno - Illustrations flexibles de frein - Illustrazioni flessibile freno

83.6240-0220.3

330465

83.6243-0385.3

330632

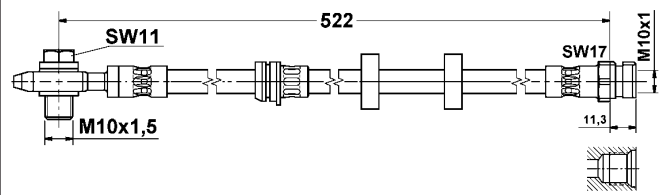
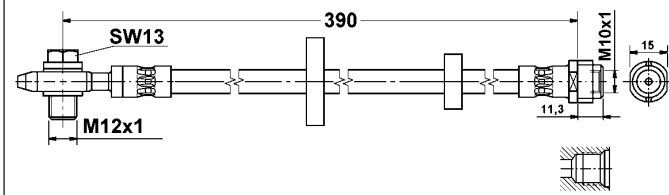


83.6243-0393.3

330629

83.6247-0522.3

330595

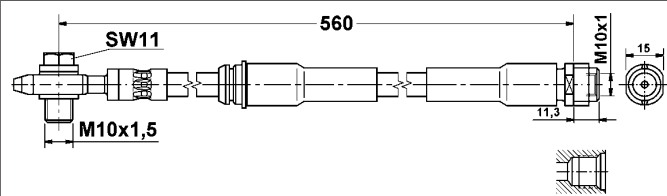
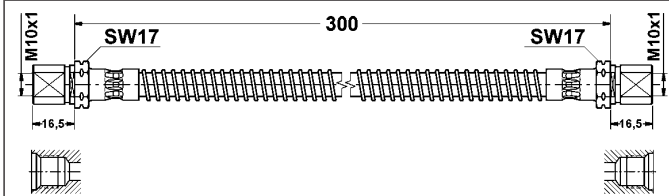


83.6251-0301.3

330556

83.6252-0560.3

330557

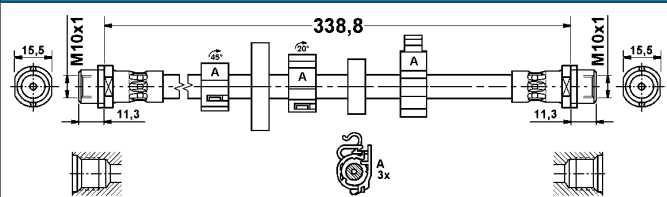
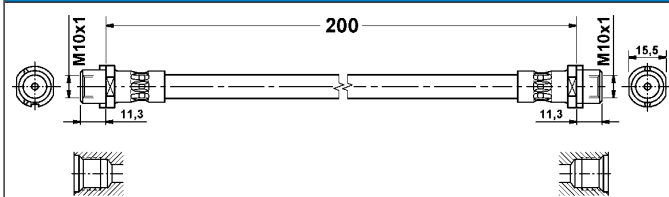


83.6255-0200.3

330896

83.6255-0337.3

330744

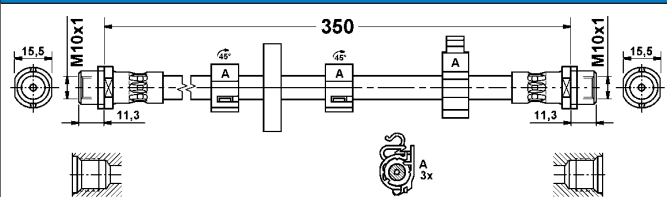
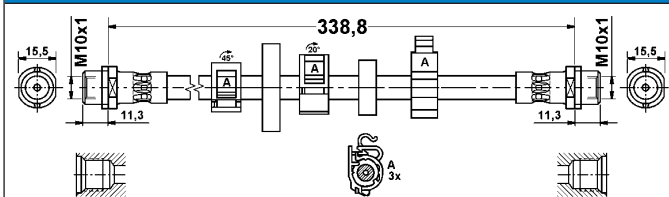


83.6255-0340.3

330745

83.6255-0353.3

330481

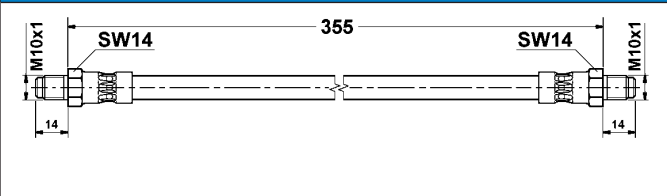
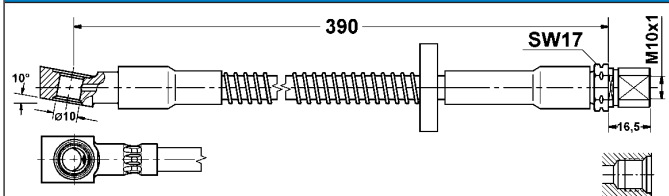


83.6289-0391.3

330341

83.6301-0355.3

330343

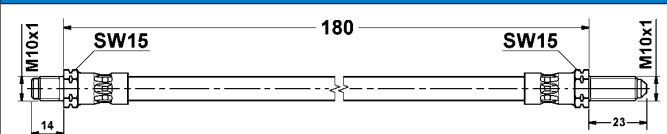
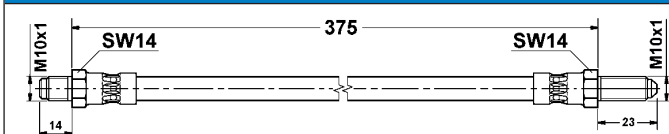


83.6314-0375.3

330558

83.6327-0180.3

330740



# Abbildungen Bremsschläuche

Illustrations brake hoses - Ilustraciones tubos flexible de freno - Illustrations flexibles de frein - Illustrazioni flessibile freno

<p><b>83.6401-0159.3</b>      <b>330746</b></p>	<p><b>83.6501-0282.3</b>      <b>330769</b></p>
<p><b>83.7101-9219.3</b>      <b>330903</b></p>	<p><b>83.7101-9399.3</b>      <b>330904</b></p>
<p><b>83.7101-9489.3</b>      <b>330906</b></p>	<p><b>83.7101-9504.3</b>      <b>330898</b></p>
<p><b>83.7114-0376.3</b>      <b>330373</b></p>	<p><b>83.7119-0180.3</b>      <b>330634</b></p>
<p><b>83.7188-0446.3</b>      <b>330664</b></p>	<p><b>83.7201-9173.3</b>      <b>330868</b></p>
<p><b>83.7216-0404.3</b>      <b>330374</b></p>	<p><b>83.7247-0603.3</b>      <b>330899</b></p>
<p><b>83.7249-0536.3</b>      <b>330900</b></p>	<p><b>83.7704-0266.3</b>      <b>330979</b></p>

# Abbildungen Bremsschläuche

Illustrations brake hoses - Ilustraciones tubos flexible de freno - Illustrations flexibles de frein - Illustrazioni flessibili freno

<p><b>83.7704-0281.3</b> <b>330804</b></p>	<p><b>83.7705-0342.3</b> <b>331273</b></p>
<p><b>83.7705-0386.3</b> <b>330828</b></p>	<p><b>83.7713-0347.3</b> <b>330986</b></p>
<p><b>83.7713-0366.3</b> <b>331100</b></p>	<p><b>83.7713-0476.3</b> <b>331116</b></p>
<p><b>83.7713-0483.3</b> <b>331229</b></p>	<p><b>83.7713-0487.3</b> <b>331342</b></p>
<p><b>83.7714-0391.3</b> <b>330980</b></p>	<p><b>83.7715-0380.3</b> <b>331269</b></p>
<p><b>83.7716-0363.3</b> <b>330829</b></p>	<p><b>83.7716-0397.3</b> <b>330790</b></p>
<p><b>83.7716-0398.3</b> <b>330987</b></p>	<p><b>83.7724-0202.3</b> <b>330852</b></p>

# Abbildungen Bremsschläuche

Illustrations brake hoses - Ilustraciones tubos flexible de freno - Illustrations flexibles de frein - Illustrazioni flessibile freno

<p><b>83.7724-0204.3</b>      <b>331206</b></p>	<p><b>83.7724-0268.3</b>      <b>331076</b></p>
<p><b>83.7724-0467.3</b>      <b>331274</b></p>	<p><b>83.7750-0482.3</b>      <b>331270</b></p>
<p><b>83.7750-0513.3</b>      <b>331051</b></p>	<p><b>83.7750-0524.3</b>      <b>331230</b></p>
<p><b>83.7751-0417.3</b>      <b>331102</b></p>	<p><b>83.7751-0425.3</b>      <b>331271</b></p>
<p><b>83.7751-0495.3</b>      <b>331104</b></p>	<p><b>83.7751-0502.3</b>      <b>331109</b></p>
<p><b>83.7751-0520.3</b>      <b>331052</b></p>	<p><b>83.7751-0553.3</b>      <b>331103</b></p>
<p><b>83.7752-0236.3</b>      <b>331118</b></p>	<p><b>83.7769-0275.3</b>      <b>331207</b></p>

# Abbildungen Bremsschläuche

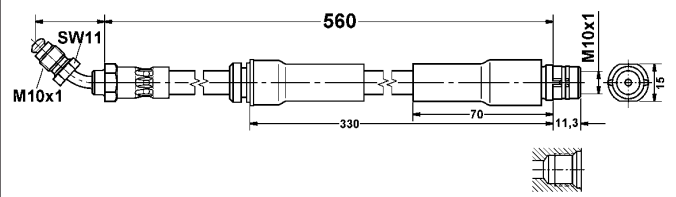
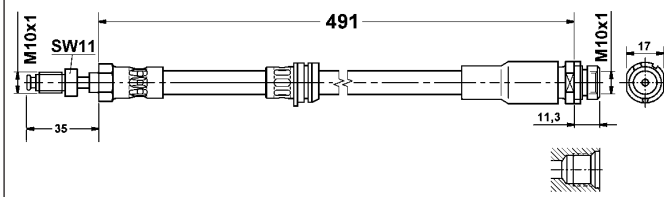
Illustrations brake hoses - Ilustraciones tubos flexible de freno - Illustrations flexibles de frein - Illustrazioni flessibili freno

83.7769-0493.3

330861

83.7769-0561.3

331105

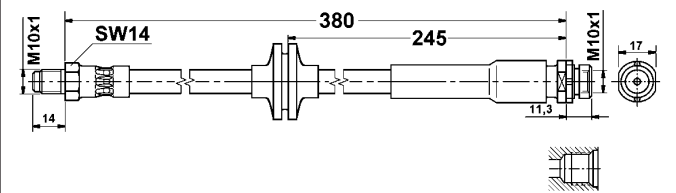
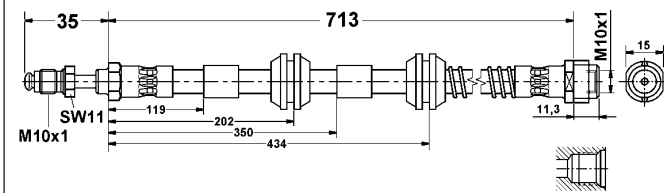


83.7769-0713.3

331097

83.7788-0382.3

330971

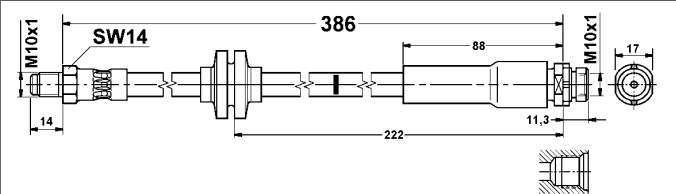
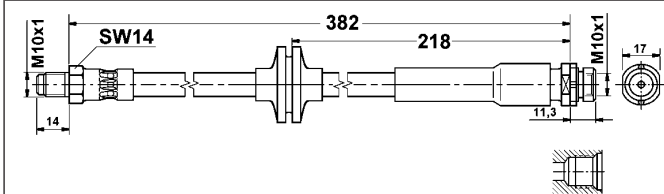


83.7788-0383.3

330972

83.7788-0386.3

331231

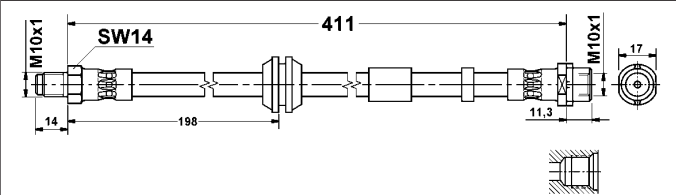
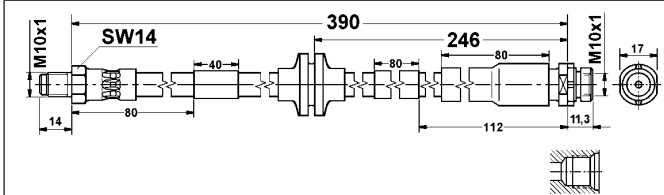


83.7788-0409.3

330981

83.7788-0414.3

330988

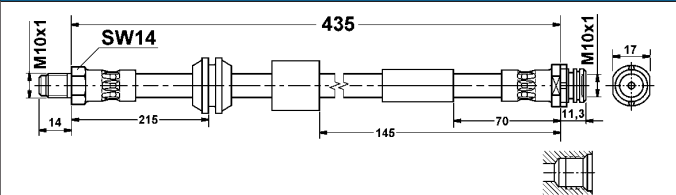
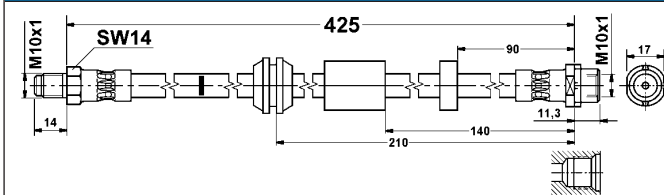


83.7788-0425.3

331232

83.7788-0435.3

331119

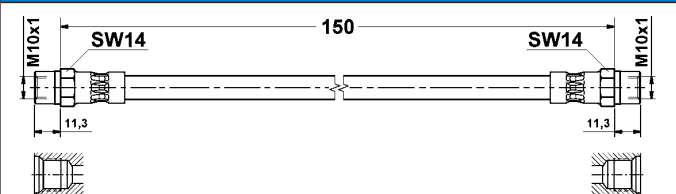
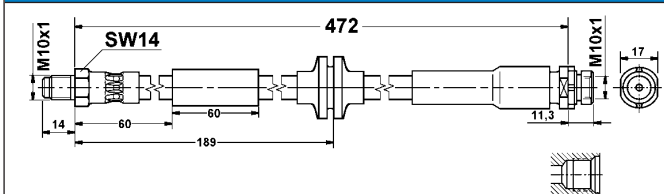


83.7788-0472.3

331120

83.7804-0150.3

330853

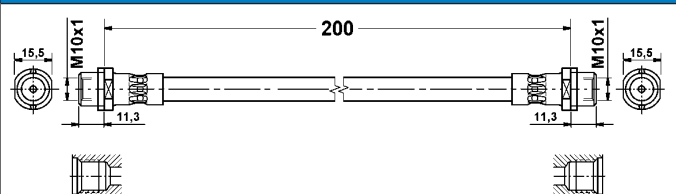
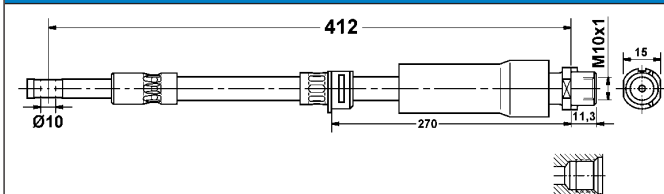


83.7807-0412.3

331098

83.7812-0200.3

330846



# Abbildungen Bremsschläuche

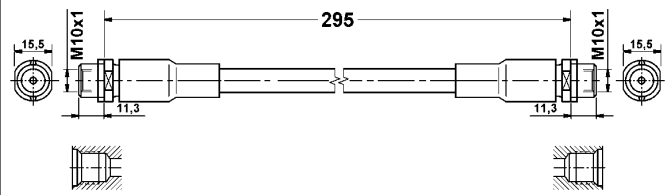
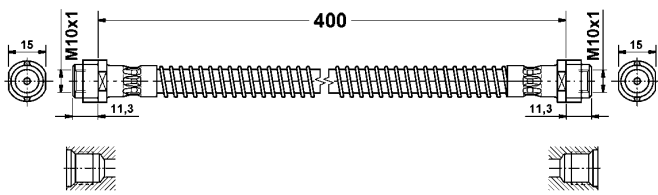
Illustrations brake hoses - Ilustraciones tubos flexible de freno - Illustrations flexibles de frein - Illustrazioni flessibili freno

83.7812-0400.3

331214

83.7813-0295.3

330799

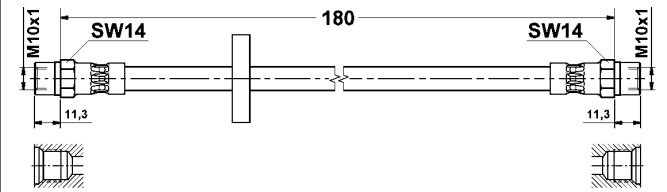
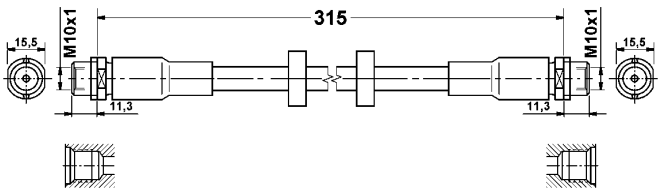


83.7813-0315.3

330870

83.7824-0180.3

330812

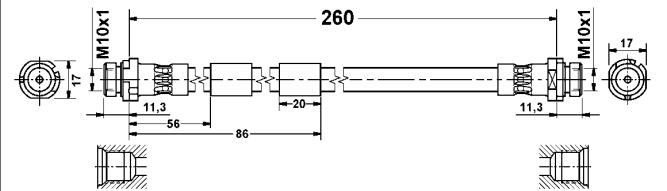
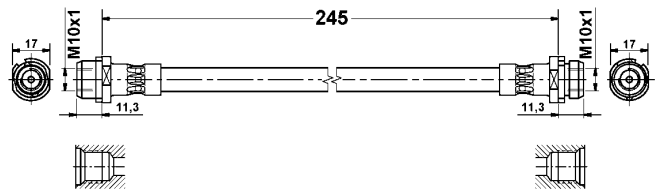


83.7827-0245.3

331113

83.7827-0263.3

331193

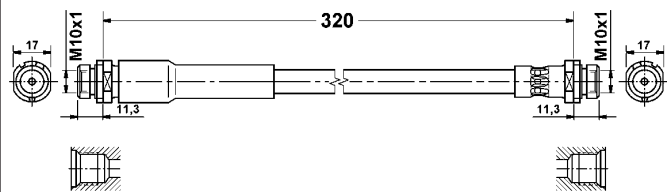
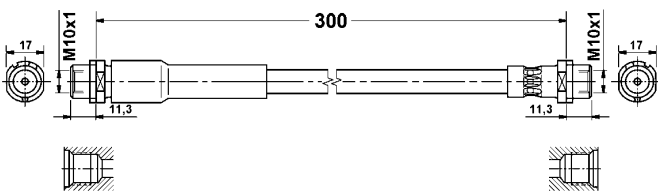


83.7827-0300.3

330902

83.7827-0321.3

330862

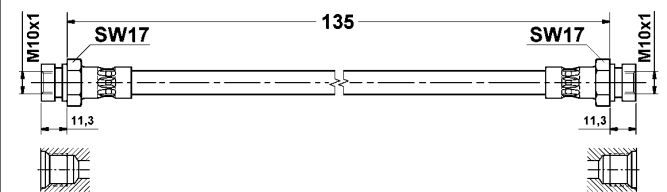
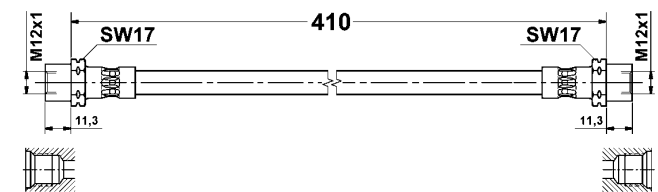


83.7835-0412.3

331275

83.7836-0135.3

330816

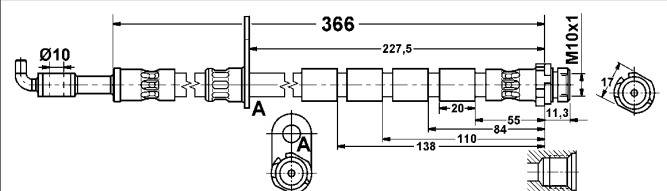
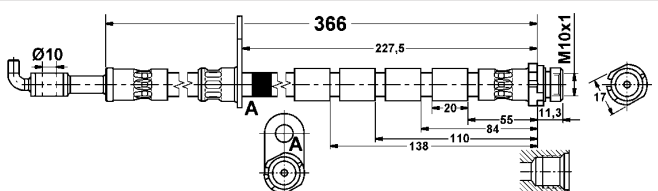


83.7838-0370.3

331122

83.7838-0371.3

331123

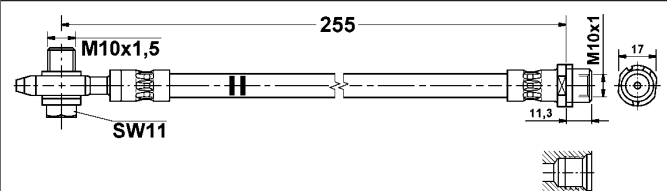


83.7847-0254.3

331233

83.7847-0257.3

331234

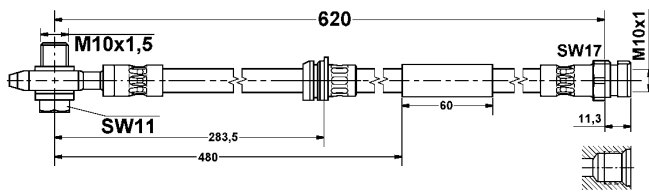


# Abbildungen Bremsschläuche

Illustrations brake hoses - Ilustraciones tubos flexible de freno - Illustrations flexibles de frein - Illustrazioni flessibili freno

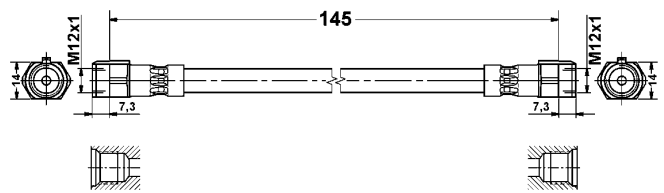
83.7847-0620.3

331110



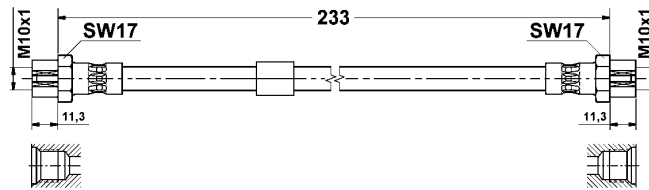
83.7849-0145.3

331106



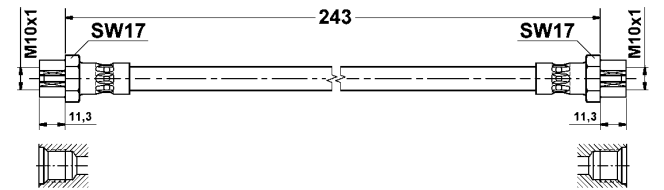
83.7849-0236.3

330873



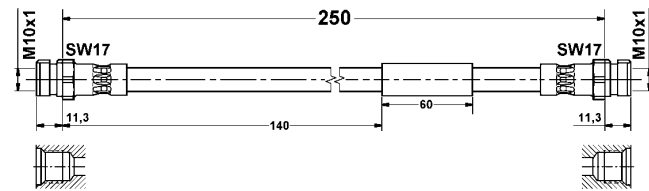
83.7849-0243.3

331099



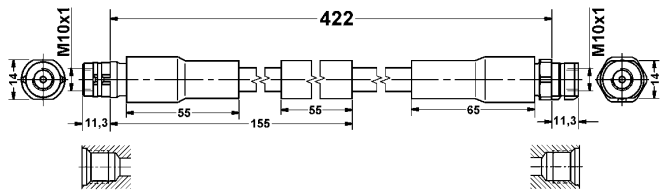
83.7849-0250.3

331111



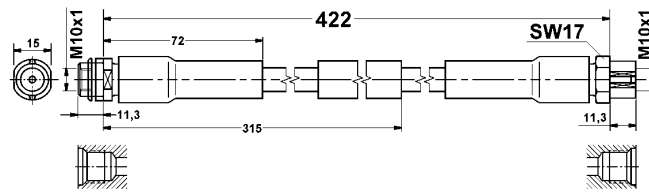
83.7849-0419.3

331114



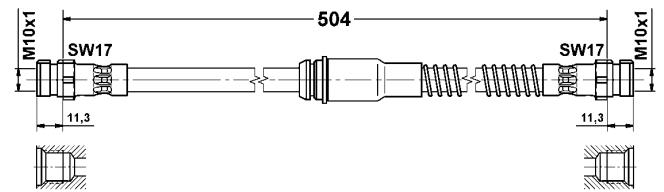
83.7849-0426.3

331235



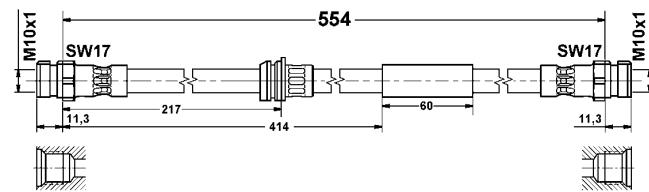
83.7849-0502.3

331125



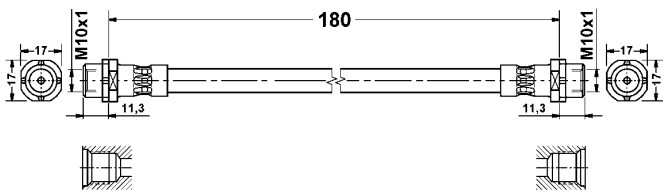
83.7849-0554.3

331112



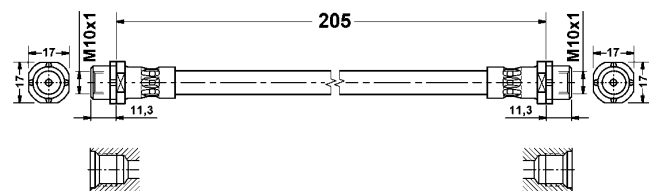
83.7850-0180.3

331054



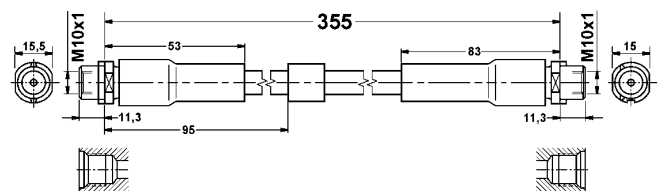
83.7850-0205.3

331115



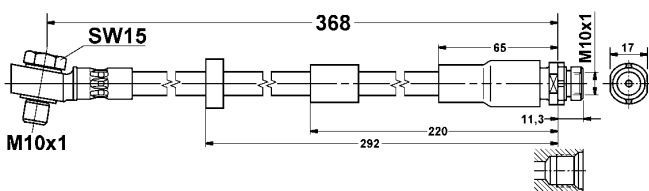
83.7855-0354.3

331236



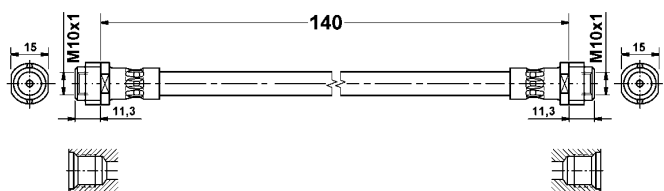
83.7856-0369.3

331237



83.7858-0140.3

330837

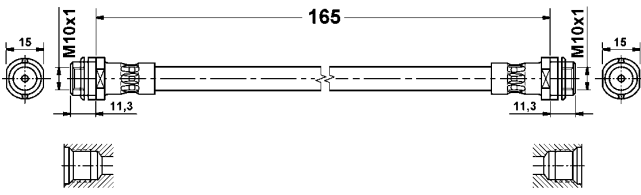


# Abbildungen Bremsschläuche

Illustrations brake hoses - Ilustraciones tubos flexible de freno - Illustrations flexibles de frein - Illustrazioni flessibile freno

83.7858-0165.3

331107







**DE** Technische Übersetzungen

**EN** Technical translations

**ES** Traducciones técnicas

**FR** Traductions techniques












**IT** Traduzioni tecniche

**2018**



# Technische Übersetzungen

Technical translations - Traducciones técnicas - Traductions techniques - Traduzioni tecniche

DE		DE	
	Bremssattel	<b>Achsnummer</b>	Achsnummer
		<b>AKE</b>	Bremssystem, Akebono
	Bremsschlauch	<b>ALU</b>	Bremssattel aus Aluminium Aluminium
	hinten	<b>am Brems- sattel</b>	am Bremssattel
	Hinterachse links	<b>Anschluss- gewinde</b>	Anschlussgewinde
	Hinterachse rechts	<b>- ASR</b>	für Fahrzeuge ohne ASR
		<b>außen</b>	außen
	mitte	<b>Außenge- winde 1 [mm]</b>	Außengewinde 1 [mm]
	oben	<b>Außenge- winde 2 [mm]</b>	Außengewinde 2 [mm]
	unten	<b>Außensechs- kant</b>	Außensechskant
	vorne	<b>Austausch- teil</b>	Austauschteil
	Vorderachse links	<b>Automatikge- triebe</b>	Automatikgetriebe
	Vorderachse rechts	<b>Baumuster</b>	Baumuster
<b>+ ABS</b>	für Fahrzeuge mit ABS	<b>BDX</b>	Bremssystem, Bendix
<b>+ ASC</b>	für Fahrzeuge mit ASC	<b>Bördelform</b>	Bördelform
<b>+ ASR</b>	für Fahrzeuge mit ASR	<b>BOS</b>	Bremssystem, Bosch
<b>+ D</b>	Deutschland	<b>Bremssattel</b>	Bremssattel
<b>+ eFSB</b>	Bremssattel mit Stellelement für elektr. Feststellbremse für Fahrzeuge mit elektronischer Feststellbremse	<b>Bremssatte- lachssatz</b>	Bremssattelachssatz
<b>+ EMot</b>	mit Elektromotor	<b>Bremssattel- farbe</b>	Bremssattelfarbe
<b>+ ESP</b>	für Fahrzeuge mit ESP	<b>Bremssattel- haltersatz</b>	Bremssattelhaltersatz
<b>+ FSB</b>	Bremssattel m. integr. Feststellbremse	<b>Brems- schlauch</b>	Bremsschlauch
<b>+ Halter</b>	mit Halter	<b>- D</b>	Deutschland
<b>+PR</b>	für PR-Nummer	<b>Dichtungs- satz, Brems- sattel</b>	Dichtungssatz, Bremssattel
<b>+ SCS</b>	für Fahrzeuge mit SCS	<b>DIN/ISO</b>	DIN/ISO
<b>+ WK</b>	inkl. Verschleißwarnkontakt	<b>- eFSB</b>	für Fahrzeuge ohne elektronische Feststellbremse
<b>+ Zub</b>	mit Zubehör	<b>- ESP</b>	für Fahrzeuge ohne ESP
<b>- ABS</b>	für Fahrzeuge ohne ABS	<b>F</b>	F
<b>Achsausfüh- rung</b>	Achsausführung		



# Technische Übersetzungen

Technical translations - Traducciones técnicas - Traductions techniques - Traduzioni tecniche

DE		DE	
<b>Feder, Bremssattel</b>	Feder, Bremssattel	<b>für Fahrzeuge mit Bremskraftverstärker</b>	für Fahrzeuge mit Bremskraftverstärker
<b>Felge Lochzahl</b>	Felge Lochzahl	<b>für Fahrzeuge mit erhöhter Bodenfreiheit</b>	für Fahrzeuge mit erhöhter Bodenfreiheit
<b>Felgengröße [Zoll]</b>	Felgengröße [Zoll]	<b>für Fahrzeuge mit Klimaanlage</b>	für Fahrzeuge mit Klimaanlage
<b>Flanschlochdurchmesser [mm]</b>	Flanschlochdurchmesser [mm]	<b>für Fahrzeuge mit Niveauregulierung</b>	für Fahrzeuge mit Niveauregulierung
<b>Frankreich</b>	Frankreich	<b>für Fahrzeuge mit Scheibenbremse an der Hinterachse</b>	für Fahrzeuge mit Scheibenbremse an der Hinterachse
<b>Frontantrieb</b>	Frontantrieb	<b>für Fahrzeuge mit Schlechtwegeausführung</b>	für Fahrzeuge mit Schlechtwegeausführung
<b>Führungsbolzen, Bremssattel</b>	Führungsbolzen, Bremssattel	<b>für Fahrzeuge mit Servolenkung</b>	für Fahrzeuge mit Servolenkung
<b>Führungshülzensatz, Bremssattel</b>	Führungshülzensatz, Bremssattel	<b>für Fahrzeuge mit Sportfahrwerk</b>	für Fahrzeuge mit Sportfahrwerk
<b>für Artikelnummer</b>	für Artikelnummer	<b>für Fahrzeuge mit Sportpaket</b>	für Fahrzeuge mit Sportpaket
<b>für Automatikgetriebe</b>	für Automatikgetriebe	<b>für Fahrzeuge mit Trommelbremse an der Hinterachse</b>	für Fahrzeuge mit Trommelbremse an der Hinterachse
<b>für Behördenfahrzeuge</b>	für Behördenfahrzeuge	<b>für Fahrzeuge mit verstärktem Fahrwerk</b>	für Fahrzeuge mit verstärktem Fahrwerk
<b>für Brems Scheibendicke [mm]</b>	für Brems Scheibendicke [mm]	<b>für Fahrzeuge mit verstärkter Bremse</b>	für Fahrzeuge mit verstärkter Bremse
<b>für Brems Scheibendurchmesser [mm]</b>	für Brems Scheibendurchmesser [mm]		
<b>für Doppelbereifung</b>	für Doppelbereifung		
<b>für Einfachbereifung</b>	für Einfachbereifung		
<b>für erhöhte Nutzlast</b>	für erhöhte Nutzlast		
<b>für Fahrzeuge mit 3. Sitzreihe</b>	für Fahrzeuge mit 3. Sitzreihe		
<b>für Fahrzeuge mit AMG-Sportpaket</b>	für Fahrzeuge mit AMG-Sportpaket		
<b>für Fahrzeuge mit Bremskraftregler</b>	für Fahrzeuge mit Bremskraftregler		

# Technische Übersetzungen

Technical translations - Traducciones técnicas - Traductions techniques - Traduzioni tecniche

DE		DE	
<b>für Fahrzeuge mit Vierradlenkung</b>	für Fahrzeuge mit Vierradlenkung	<b>für Linkslenker</b>	für Linkslenker
<b>für Fahrzeuge ohne AMG-Sportpaket</b>	für Fahrzeuge ohne AMG-Sportpaket	<b>für Motornummer</b>	für Motornummer
<b>für Fahrzeuge ohne Bremskraftregler</b>	für Fahrzeuge ohne Bremskraftregler	<b>für Polizeifahrzeuge</b>	für Polizeifahrzeuge
<b>für Fahrzeuge ohne Bremskraftverstärker</b>	für Fahrzeuge ohne Bremskraftverstärker	<b>für Rechtslenker</b>	für Rechtslenker
<b>für Fahrzeuge ohne Klimaanlage</b>	für Fahrzeuge ohne Klimaanlage	<b>für Reifenabmessung</b>	für Reifenabmessung
<b>für Fahrzeuge ohne Niveauregulierung</b>	für Fahrzeuge ohne Niveauregulierung	<b>für Schaltgetriebe</b>	für Schaltgetriebe
<b>für Fahrzeuge ohne Schlechtwegeausführung</b>	für Fahrzeuge ohne Schlechtwegeausführung	<b>für Sonderfahrzeuge</b>	für Sonderfahrzeuge
<b>für Fahrzeuge ohne Sportfahrwerk</b>	für Fahrzeuge ohne Sportfahrwerk	<b>für Taxifahrzeuge</b>	für Taxifahrzeuge
<b>für Fahrzeuge ohne Sportpaket</b>	für Fahrzeuge ohne Sportpaket	<b>für verlängerten Radstand</b>	für verlängerten Radstand
<b>für Fahrzeuge ohne verstärktes Fahrwerk</b>	für Fahrzeuge ohne verstärktes Fahrwerk	<b>Generischer Artikel</b>	Generischer Artikel
<b>für Fahrzeuge ohne Vierradlenkung</b>	für Fahrzeuge ohne Vierradlenkung	<b>GG</b>	Bremssattel aus Gusseisen Grauguss
<b>für gepanzerte Fahrzeuge</b>	für gepanzerte Fahrzeuge	<b>grau</b>	grau
<b>für Kolben-Ø [mm]</b>	für Kolben-Ø [mm]	<b>Groß Britanien</b>	Groß Britannien
<b>für Leichtmetallfelgen</b>	für Leichtmetallfelgen	<b>- Halter</b>	ohne Halter
		<b>Halter, Bremssattel</b>	Halter, Bremssattel
		<b>HH-Bremskreisauflung (VA +HA/VA+HA)</b>	HH-Bremskreisauflung (VA+HA/VA+HA)
		<b>Informationsart</b>	Informationsart
		<b>innen</b>	innen
		<b>Innengewinde 1 [mm]</b>	Innengewinde 1 [mm]
		<b>Innensechskant</b>	Innensechskant
		<b>Japan</b>	Japan
		<b>Kombi</b>	Kombi
		<b>kurzer Radstand</b>	kurzer Radstand
		<b>L=</b>	Länge [mm]



# Technische Übersetzungen

Technical translations - Traducciones tecnicas - Traductions techniques - Traduzioni tecniche

DE		DE	
L=	Länge über Alles [mm]	nicht für erhöhte Nutzlast	nicht für erhöhte Nutzlast
L1=	Länge 1 [mm]		
L2=	Länge 2 [mm]	nicht für Fahrzeuge mit verstärkter Bremse	nicht für Fahrzeuge mit verstärkter Bremse
langer Radstand	langer Radstand		
Made in	Fahrzeugproduktionsland		
Menge	Menge	nicht für Felgengröße [Zoll]	nicht für Felgengröße [Zoll]
mit Bremsattel-schrauben	mit Bremssattelschrauben	nicht für gepanzerte Fahrzeuge	nicht für gepanzerte Fahrzeuge
mit Einfachbereifung	mit Einfachbereifung	nicht für kalte Klimazonen	nicht für kalte Klimazonen
mit Faltenbalg	mit Faltenbalg	nicht für Multi-link Achse	nicht für Multi-link Achse
mit Flansch	mit Flansch	nicht für Polizeifahrzeuge	nicht für Polizeifahrzeuge
mit Führungsbolzen	mit Führungsbolzen	nicht für Reifenabmessung	nicht für Reifenabmessung
mit Hohl-schraube	mit Hohlschraube	nicht für Sonderfahrzeuge	nicht für Sonderfahrzeuge
mit Klemmhalter	mit Klemmhalter	nicht für Taxifahrzeuge	nicht für Taxifahrzeuge
mit Leichtmetallfelge	mit Leichtmetallfelge	nicht für verlängerten Radstand	nicht für verlängerten Radstand
mit Rohrleitung	mit Rohrleitung	NIS	Bremssystem, Nissin
Motorcode	Motorcode	normale Dämpfung	normale Dämpfung
Nabendurchmesser [mm]	Nabendurchmesser [mm]	nur in Verbindung mit	nur in Verbindung mit
nicht für Ausstattungsvariante	nicht für Ausstattungsvariante	nur paarweise austauschen	nur paarweise austauschen
nicht für Baumuster	nicht für Baumuster	Nutzlast [kg]	Nutzlast [kg]
nicht für Behördenfahrzeuge	nicht für Behördenfahrzeuge	Nutzlast [t]	Nutzlast [t]
nicht für Bremssattelfarbe	nicht für Bremssattelfarbe	Nutzlast ab [kg]	Nutzlast ab [kg]
nicht für Campingfahrzeuge	nicht für Campingfahrzeuge		

# Technische Übersetzungen











Technical translations - Traducciones tecnicas - Traductions techniques - Traduzioni tecniche

DE		DE	
<b>Nutzlast bis [kg]</b>	Nutzlast bis [kg]	<b>Trommelbremse</b>	Trommelbremse
<b>OE-Hersteller</b>	OE-Hersteller	<b>TRW</b>	Bremssystem, Lucas / TRW
<b>OE-Nummer</b>	OE-Nummer	<b>Türenanzahl</b>	Türenanzahl
<b>OE-Referenz</b>	OE-Referenz	<b>Ungarn</b>	Ungarn
<b>ohne Bremsbeläge</b>	ohne Bremsbeläge	<b>V</b>	Innenbelüftet belüftet
<b>ohne Hohl-schraube</b>	ohne Hohl-schraube	<b>verstärkte Dämpfung</b>	verstärkte Dämpfung
<b>ohne Klemmhalter</b>	ohne Klemmhalter	<b>Vollautomatik</b>	Vollautomatik
<b>ohne Leichtmetallfelge</b>	ohne Leichtmetallfelge	<b>Vorschaltgetriebe</b>	Vorschaltgetriebe
<b>Orga →</b>	Organisationsnummer ab	<b>- WK</b>	exkl. Verschleißwarnkontakt
<b>passend für Felgengröße [Zoll]</b>	passend für Felgengröße [Zoll]	<b>x</b>	Anschlussanzahl
<b>PER</b>	Bremssystem, Perrot	<b>X-Bremskreisaufteilung (Diagonale Aufteilung)</b>	X-Bremskreisaufteilung (Diagonale Aufteilung)
<b>- Performance Parts</b>	für Fahrzeuge ohne Performance Bremse	<b>Zubehörsatz, Bremssattel</b>	Zubehörsatz, Bremssattel
<b>Raddurchmesser [Zoll]</b>	Raddurchmesser [Zoll]	<b>Ø</b>	Durchmesser [mm]
<b>Radstand [mm]</b>	Radstand [mm]	<b>Ø1</b>	Durchmesser 1 [mm]
<b>rot</b>	rot	<b>Ø2</b>	Durchmesser 2 [mm]
<b>Schaltgetriebe</b>	Schaltgetriebe	<b>→</b>	Produktionsdatum ab Baujahr ab Fahrgestellnummer ab
<b>Scheibenbremse</b>	Scheibenbremse	<b>→</b>	Baujahr bis Fahrgestellnummer bis
<b>Schlüsselweite</b>	Schlüsselweite	<b>→Orga</b>	Organisationsnummer bis
<b>Schraube, Bremssattel</b>	Schraube, Bremssattel		
<b>- SCS</b>	für Fahrzeuge ohne SCS		
<b>selbstsichernd</b>	selbstsichernd		
<b>silber</b>	silber		
<b>Spezialaufbau</b>	Spezialaufbau		
<b>Stahlflex</b>	Stahlflex		
<b>Starrachse</b>	Starrachse		
<b>SUM</b>	Bremssystem, Sumitomo		
<b>Textbaustein</b>	Textbaustein		



# Technische Übersetzungen

Technical translations - Traducciones técnicas - Traductions techniques - Traduzioni tecniche

EN		EN	
	Brake Caliper	<b>Achsnummer</b>	Axle Number
		<b>AKE</b>	Brake System, Akebono
	Brake Hose	<b>ALU</b>	Aluminium brake caliper Aluminium
	Rear	<b>am Brems-sattel</b>	at brake caliper
	Rear Axle Left	<b>Anschluss-gewinde</b>	Connecting thread
	Rear Axle Right	<b>- ASR</b>	for vehicles without ASR
		<b>außen</b>	Outer
	Centre	<b>Außenge-winde 1 [mm]</b>	Outer thread 1 [mm]
	Upper	<b>Außenge-winde 2 [mm]</b>	Outer thread 2 [mm]
	Lower	<b>Außensechs-kant</b>	Male Hex
	Front	<b>Austausch-teil</b>	Service exchange part
	Front Axle Left	<b>Automatikge-triebe</b>	Automatic Transmission
	Front Axle Right	<b>Baumuster</b>	Type
		<b>BDX</b>	Brake System, Bendix
<b>+ ABS</b>	for vehicles with ABS	<b>Bördelform</b>	Flange Shape
<b>+ ASC</b>	for vehicles with ASC	<b>BOS</b>	Brake System, Bosch
<b>+ ASR</b>	for vehicles with ASR	<b>Bremssattel</b>	Brake Caliper
<b>+ D</b>	Germany	<b>Bremssatte-lachssatz</b>	Brake Caliper Axle Kit
<b>+ eFSB</b>	Brake caliper with adjusting element for electr. handbrake for vehicles with electric handbrake	<b>Bremssattel-farbe</b>	Brake Caliper Colour
<b>+ EMot</b>	with electric motor	<b>Bremssattel-haltersatz</b>	Brake Caliper Bracket Set
<b>+ ESP</b>	for vehicles with ESP	<b>Brems-schlauch</b>	Brake Hose
<b>+ FSB</b>	Brake Caliper with integrated parking brake	<b>- D</b>	Germany
<b>+ Halter</b>	with holder	<b>Dichtungs-satz, Brems-sattel</b>	Gasket Set, brake caliper
<b>+PR</b>	for PR number	<b>DIN/ISO</b>	DIN / ISO
<b>+ SCS</b>	for vehicles with SCS	<b>- eFSB</b>	for vehicles without electronic hand-brake
<b>+ WK</b>	incl. wear warning contact	<b>- ESP</b>	for vehicles without ESP
<b>+ Zub</b>	with accessories	<b>F</b>	F
<b>- ABS</b>	for vehicles without ABS		
<b>Achsausfüh-rung</b>	Axle Version		

# Technische Übersetzungen

Technical translations - Traducciones técnicas - Traductions techniques - Traduzioni tecniche

EN		EN	
<b>Feder, Bremssattel</b>	Spring, brake caliper	<b>für Fahrzeuge mit Bremskraftverstärker</b>	for vehicles with brake booster
<b>Felge Lochzahl</b>	Rim Hole Number	<b>für Fahrzeuge mit erhöhter Bodenfreiheit</b>	for vehicles with increased ground clearance
<b>Felgenreöße [Zoll]</b>	Rim Size [in]	<b>für Fahrzeuge mit Klimaanlage</b>	for vehicles with air conditioning
<b>Flanschlochdurchmesser [mm]</b>	Flange Hole Diameter [mm]	<b>für Fahrzeuge mit Niveauregulierung</b>	for vehicles with leveling control
<b>Frankreich</b>	France	<b>für Fahrzeuge mit Scheibenbremse an der Hinterachse</b>	for vehicles with disc brakes on the rear axle
<b>Frontantrieb</b>	Front Wheel Drive	<b>für Fahrzeuge mit Schlechtwegausführung</b>	for vehicles with off-road suspension
<b>Führungsbolzen, Bremssattel</b>	Guide Bolt, brake caliper	<b>für Fahrzeuge mit Servolenkung</b>	for vehicles with power steering
<b>Führungshülzensatz, Bremssattel</b>	Guide Sleeve Kit, brake caliper	<b>für Fahrzeuge mit Sportfahrwerk</b>	for vehicles with sports suspension
<b>für Artikelnummer</b>	for article number	<b>für Fahrzeuge mit Sportpaket</b>	for vehicles with sports package
<b>für Automatikgetriebe</b>	for automatic transmission	<b>für Fahrzeuge mit Trommelbremse an der Hinterachse</b>	for vehicles with drum brakes on the rear axle
<b>für Behördenfahrzeuge</b>	for government vehicles	<b>für Fahrzeuge mit verstärktem Fahrwerk</b>	for vehicles with heavy duty suspension
<b>für Brems Scheibendicke [mm]</b>	for brake disc thickness [mm]	<b>für Fahrzeuge mit verstärkter Bremse</b>	for vehicles with reinforced brakes
<b>für Brems Scheibendurchmesser [mm]</b>	for brake disc diameter [mm]		
<b>für Doppelbereifung</b>	for dual tyres		
<b>für Einfachbereifung</b>	for single tyres		
<b>für erhöhte Nutzlast</b>	for increased payload		
<b>für Fahrzeuge mit 3. Sitzreihe</b>	for vehicles with 3rd seating row		
<b>für Fahrzeuge mit AMG-Sportpaket</b>	for vehicles with AMG Sports Package		
<b>für Fahrzeuge mit Bremskraftregler</b>	for vehicles with brake-power regulator		





# Technische Übersetzungen

Technical translations - Traducciones técnicas - Traductions techniques - Traduzioni tecniche

EN		EN	
<b>für Fahrzeuge mit Vierradlenkung</b>	for vehicles with four wheel steering	<b>für Linkslenker</b>	for left-hand drive vehicles
<b>für Fahrzeuge ohne AMG-Sportpaket</b>	for vehicles without AMG sports package	<b>für Motornummer</b>	for engine number
<b>für Fahrzeuge ohne Bremskraftregler</b>	for vehicles without brake-power regulator	<b>für Polizeifahrzeuge</b>	for police vehicles
<b>für Fahrzeuge ohne Bremskraftverstärker</b>	for vehicles without brake booster	<b>für Rechtslenker</b>	for right-hand drive vehicles
<b>für Fahrzeuge ohne Klimaanlage</b>	for vehicles without air conditioning	<b>für Reifenabmessung</b>	for tyre size
<b>für Fahrzeuge ohne Niveauregulierung</b>	for vehicles without leveling control	<b>für Schaltgetriebe</b>	for manual transmission
<b>für Fahrzeuge ohne Schlechtwegausführung</b>	for vehicles without off-road suspension	<b>für Sonderfahrzeuge</b>	for special-purpose vehicles
<b>für Fahrzeuge ohne Sportfahrwerk</b>	for vehicles without sports suspension	<b>für Taxifahrzeuge</b>	for taxis
<b>für Fahrzeuge ohne Sportpaket</b>	for vehicles without sports package	<b>für verlängerten Radstand</b>	for extended wheelbase
<b>für Fahrzeuge ohne verstärktes Fahrwerk</b>	for vehicles without heavy duty suspension	<b>Generischer Artikel</b>	Generic article
<b>für Fahrzeuge ohne Vierradlenkung</b>	for vehicles without four wheel steering	<b>GG</b>	Cast iron brake caliper Grey Cast Iron
<b>für gepanzerte Fahrzeuge</b>	for armoured vehicles	<b>grau</b>	Grey
<b>für Kolben-Ø [mm]</b>	for piston Ø [mm]	<b>Groß Britanien</b>	Great Britain
<b>für Leichtmetallfelgen</b>	for light alloy rims	<b>- Halter</b>	without holder
		<b>Halter, Bremssattel</b>	Carrier, brake caliper
		<b>HH-Bremskreisaufteilung (VA+HA/VA+HA)</b>	HH Brake Circuit Layout (FA+RA/FA+RA)
		<b>Informationsart</b>	Information Type
		<b>innen</b>	inner
		<b>Innengewinde 1 [mm]</b>	Inner thread 1 [mm]
		<b>Innensechskant</b>	Female Hex
		<b>Japan</b>	Japan
		<b>Kombi</b>	Estate
		<b>kurzer Radstand</b>	Short Wheelbase
		<b>L=</b>	Length [mm]

# Technische Übersetzungen

Technical translations - Traducciones tecnicas - Traductions techniques - Traduzioni tecniche

EN		EN	
<b>L=</b>	Overall Length [mm]	<b>nicht für erhöhte Nutzlast</b>	not for increased payload
<b>L1=</b>	Length 1 [mm]		
<b>L2=</b>	Length 2 [mm]	<b>nicht für Fahrzeuge mit verstärkter Bremse</b>	not for vehicles with reinforced brakes
<b>langer Radstand</b>	Long Wheelbase		
<b>Made in</b>	Vehicle Production Country		
<b>Menge</b>	Quantity	<b>nicht für Felgengröße [Zoll]</b>	not for rim size [in]
<b>mit Bremsattel-schrauben</b>	with brake caliper screws	<b>nicht für gepanzerte Fahrzeuge</b>	not for armoured vehicles
<b>mit Einfachbereifung</b>	with single tyres	<b>nicht für kalte Klimazonen</b>	not for cold climates
<b>mit Faltenbalg</b>	with bellow	<b>nicht für Multi-link Achse</b>	not for multi-link axle
<b>mit Flansch</b>	with flange	<b>nicht für Polizeifahrzeuge</b>	not for police vehicles
<b>mit Führungsbolzen</b>	with guide pin	<b>nicht für Reifenabmessung</b>	not for tyre size
<b>mit Hohl-schraube</b>	with hollow screw	<b>nicht für Sonderfahrzeuge</b>	not for special purpose vehicles
<b>mit Klemmhalter</b>	with clamp holder	<b>nicht für Taxifahrzeuge</b>	not for taxis
<b>mit Leichtmetallfelge</b>	with light alloy rim	<b>nicht für verlängerten Radstand</b>	not for extended wheelbase
<b>mit Rohrleitung</b>	with pipe	<b>NIS</b>	Brake System, Nissin
<b>Motorcode</b>	Engine Code	<b>normale Dämpfung</b>	Normal Suspension
<b>Nabendurchmesser [mm]</b>	Hub Diameter [mm]	<b>nur in Verbindung mit</b>	only in connection with
<b>nicht für Ausstattungsvariante</b>	not for equipment variant	<b>nur paarweise austauschen</b>	Replace in pairs only
<b>nicht für Baumuster</b>	not for model	<b>Nutzlast [kg]</b>	Payload [kg]
<b>nicht für Behördenfahrzeuge</b>	not for government vehicles	<b>Nutzlast [t]</b>	Payload [t]
<b>nicht für Bremssattel-farbe</b>	not for brake caliper colour	<b>Nutzlast ab [kg]</b>	Payload from [kg]
<b>nicht für Campingfahrzeuge</b>	not for campers		












# Technische Übersetzungen

Technical translations - Traducciones tecnicas - Traductions techniques - Traduzioni tecniche

EN		EN	
<b>Nutzlast bis [kg]</b>	Payload to [kg]	<b>Trommelbremse</b>	Drum Brake
<b>OE-Hersteller</b>	OE manufacturer	<b>TRW</b>	Brake System, Lucas / TRW
<b>OE-Nummer</b>	OE reference number	<b>Türenanzahl</b>	Number of Doors
<b>OE-Referenz</b>	OE reference	<b>Ungarn</b>	Hungary
<b>ohne Bremsbeläge</b>	without brake pads	<b>V</b>	Internally Vented Vented
<b>ohne Hohl-schraube</b>	without hollow screw	<b>verstärkte Dämpfung</b>	Increased shock absorption
<b>ohne Klemmhalter</b>	without clamp holder	<b>Vollautomatik</b>	Fully Automatic
<b>ohne Leichtmetallfelge</b>	without light alloy rim	<b>Vorschaltgetriebe</b>	Front-mounted Range Change
<b>Orga →</b>	Organisation number from	<b>- WK</b>	excl. wear warning contact
<b>passend für Felgengröße [Zoll]</b>	Fits rim size [inch]	<b>x</b>	Number of connectors
<b>PER</b>	Brake System, Perrot	<b>X-Bremskreisaufteilung (Diagonale Aufteilung)</b>	X Brake Circuit Layout (Diagonal Layout)
<b>- Performance Parts</b>	for vehicles without Performance brakes	<b>Zubehörsatz, Bremssattel</b>	Accessory Kit, brake caliper
<b>Raddurchmesser [Zoll]</b>	Wheel Diameter [in]	<b>Ø</b>	Diameter [mm]
<b>Radstand [mm]</b>	Wheelbase [mm]	<b>Ø1</b>	Diameter 1 [mm]
<b>rot</b>	Red	<b>Ø2</b>	Diameter 2 [mm]
<b>Schaltgetriebe</b>	Manual Transmission	<b>→</b>	Production date from Construction year from Chassis number from
<b>Scheibenbremse</b>	Disc Brake	<b>→</b>	Construction year to Chassis number to
<b>Schlüsselweite</b>	Spanner Size	<b>→Orga</b>	Organisation number to
<b>Schraube, Bremssattel</b>	Bolt, brake caliper		
<b>- SCS</b>	for vehicles without SCS		
<b>selbstsichernd</b>	Self-locking		
<b>silber</b>	Silver		
<b>Spezialaufbau</b>	Special Design		
<b>Stahlflex</b>	Steel Braided		
<b>Starrachse</b>	Rigid Axle		
<b>SUM</b>	Brake System, Sumitomo		
<b>Textbaustein</b>	text module		

# Technische Übersetzungen

Technical translations - Traducciones técnicas - Traductions techniques - Traduzioni tecniche

ES		ES	
	Pinza de freno	<b>Achsausführung</b>	Tipo de eje
	Tubo flexible de frenos	<b>Achsnummer</b>	Número de eje
	posterior	<b>AKE</b>	Sistema de frenos, Akebono
	Eje trasero izquierda	<b>ALU</b>	Pinza de frenos de aluminio Aluminio
	Eje trasero, derecha	<b>am Brems-sattel</b>	en la pinza del freno
	centro	<b>Anschluss-gewinde</b>	Rosca empalme
	arriba	<b>- ASR</b>	para vehículos sin ASR
	debajo	<b>außen</b>	exterior
	delante	<b>Außenge-winde 1 [mm]</b>	Rosca exterior 1 [mm]
	Eje delantero, izquierda	<b>Außenge-winde 2 [mm]</b>	Rosca exterior 2 [mm]
	Eje delantero, derecha	<b>Außensechs-kant</b>	Hexágono exterior
		<b>Austausch-teil</b>	Pieza de intercambio
		<b>Automatikge-triebe</b>	Transmisión automática
		<b>Baumuster</b>	Modelo de construcción
<b>+ ABS</b>	para vehículos con ABS	<b>BDX</b>	Sistema de frenos, Bendix
<b>+ ASC</b>	para vehículos con ASC	<b>Bördelform</b>	Tipo rebordeado
<b>+ ASR</b>	para vehículos con ASR	<b>BOS</b>	Sistema de frenos, Bosch
<b>+ D</b>	Alemania	<b>Bremssattel</b>	Pinza de freno
<b>+ eFSB</b>	Pinza del freno con accionador con freno de detención electr para vehículos con freno de detención electrónico	<b>Bremssatte-lachssatz</b>	Juego de ejes de pinza de freno
<b>+ EMot</b>	con electromotor	<b>Bremssattel-farbe</b>	Color pinza freno
<b>+ ESP</b>	para vehículos con ESP	<b>Bremssattel-haltersatz</b>	Juego de soportes de pinza de freno
<b>+ FSB</b>	Pinza con freno estacionamiento integrado	<b>Brems-schlauch</b>	Tubo flexible de frenos
<b>+ Halter</b>	con soporte	<b>- D</b>	Alemania
<b>+PR</b>	Número de PR	<b>Dichtungs-satz, Brems-sattel</b>	Juego de juntas, pinza de freno
<b>+ SCS</b>	para vehículos con SCS	<b>DIN/ISO</b>	DIN / ISO
<b>+ WK</b>	con contacto avisador de desgaste	<b>- eFSB</b>	para vehículos sin freno de detención electrónico
<b>+ Zub</b>	con accesorios	<b>- ESP</b>	para vehículos sin ESP
<b>- ABS</b>	para vehículos sin ABS		



# Technische Übersetzungen

Technical translations - Traducciones técnicas - Traductions techniques - Traduzioni tecniche

ES		ES	
F	F	<b>für Fahrzeuge mit Bremskraftregler</b>	para vehículos con regulador de fuerza de frenado
<b>Feder, Bremssattel</b>	Muelle, pinza de freno	<b>für Fahrzeuge mit Bremskraftverstärker</b>	para vehículos con servofreno
<b>Felge Lochzahl</b>	Llanta, nº de taladros	<b>für Fahrzeuge mit erhöhter Bodenfreiheit</b>	para vehículos con altura libre aumentada
<b>Felgengröße [Zoll]</b>	Tamaño de llanta [in]	<b>für Fahrzeuge mit Klimaanlage</b>	para vehículos con climatizador
<b>Flanschlochdurchmesser [mm]</b>	Diám. taladro brida [mm]	<b>für Fahrzeuge mit Niveauregulierung</b>	para vehículos con regulación de nivel
<b>Frankreich</b>	Francia	<b>für Fahrzeuge mit Scheibensbremse an der Hinterachse</b>	para vehículos con freno de disco en eje trasero
<b>Frontantrieb</b>	Tracción delantera	<b>für Fahrzeuge mit Schlechtwegausführung</b>	para vehículos con dispositivo auxiliar para caminos malos
<b>Führungsbolzen, Bremssattel</b>	Pasador guía, pinza del freno	<b>für Fahrzeuge mit Servolenkung</b>	para vehículos con dirección asistida
<b>Führungshülzensatz, Bremssattel</b>	Juego de casquillos guía, pinza de freno	<b>für Fahrzeuge mit Sportfahrwerk</b>	para vehículos con chasis deportivo
<b>für Artikelnummer</b>	para artículo nr.	<b>für Fahrzeuge mit Sportpaket</b>	para vehículos con paquete sport
<b>für Automatikgetriebe</b>	para transmisión automática	<b>für Fahrzeuge mit Trommelbremse an der Hinterachse</b>	para vehículos con freno de tambor en eje trasero
<b>für Behördenfahrzeuge</b>	para vehículos admon. pública	<b>für Fahrzeuge mit verstärktem Fahrwerk</b>	para vehículos con chasis reforzado
<b>für Brems Scheibendicke [mm]</b>	para espesor de disco [mm]		
<b>für Brems Scheibendurchmesser [mm]</b>	para diámetro disco de freno [mm]		
<b>für Doppelbereifung</b>	para neumáticos gemelos		
<b>für Einfachbereifung</b>	para neumáticos sencillos		
<b>für erhöhte Nutzlast</b>	para carga útil aumentada		
<b>für Fahrzeuge mit 3. Sitzreihe</b>	para vehículos con 3 hileras de asientos		
<b>für Fahrzeuge mit AMG-Sportpaket</b>	para vehículos con paquete sport AMG		

# Technische Übersetzungen

Technical translations - Traducciones técnicas - Traductions techniques - Traduzioni tecniche

ES		ES	
für Fahrzeuge mit verstärkter Bremse	para vehículos con freno reforzado	für Kolben-Ø [mm]	para pistón - Ø [mm]
für Fahrzeuge mit Vierradlenkung	para vehículos con dirección en las 4 ruedas	für Leichtmetallfelgen	para llantas de metal ligero
für Fahrzeuge ohne AMG-Sportpaket	para vehículos sin paquete deportivo AMG	für Lenker	para vehic. dirección izquierda
für Fahrzeuge ohne Bremskraftregler	para vehículos sin regulador de fuerza de frenado	für Motornummer	para motor n°
für Fahrzeuge ohne Bremskraftverstärker	para vehículos sin servofreno	für Polizeifahrzeuge	para vehículo de policía
für Fahrzeuge ohne Klimaanlage	para vehículos sin aire acondicionado	für Rechtslenker	para vehíc. dirección a la derecha
für Fahrzeuge ohne Niveauregulierung	para vehículos sin regulación de nivel	für Reifenabmessung	para dimensión de neumáticos
für Fahrzeuge ohne Schlechtwegausführung	para vehículos sin dispositivo auxiliar para caminos malos	für Schaltgetriebe	para transmisión manual
für Fahrzeuge ohne Sportfahrwerk	para vehículos sin chasis deportivo	für Sonderfahrzeuge	para vehículos especiales
für Fahrzeuge ohne Sportpaket	para vehículos sin paquete sport	für Taxifahrzeuge	para taxis
für Fahrzeuge ohne verstärktes Fahrwerk	para vehículos sin chasis reforzado	für verlängerten Radstand	para distancia entre ejes prolongada
für Fahrzeuge ohne Vierradlenkung	para vehículos sin dirección en las 4 ruedas	Generischer Artikel	Número de artículo genérico
für gepanzerte Fahrzeuge	para vehículos blindados	GG	Pinza de frenos de hierro fundido Fundición gris
		grau	gris
		Groß Britanien	Gran Bretaña
		- Halter	sin soporte
		Halter, Bremssattel	Soporte, pinza de freno
		HH-Bremskreisauflung (VA+HA/VA+HA)	Distribución de circuito de frenos HH (ED+ET/ED+ET)
		Informationsart	Tipo información
		innen	interior
		Innengewinde 1 [mm]	Rosca interior 1 [mm]
		Innensechskant	Hexágono interior
		Japan	Japón



# Technische Übersetzungen

Technical translations - Traducciones técnicas - Traductions techniques - Traduzioni tecniche

ES		ES	
<b>Kombi</b>	Ranchera familiar	<b>nicht für Campingfahrzeuge</b>	no para ve. cámping
<b>kurzer Radstand</b>	distancia corta entre ejes	<b>nicht für erhöhte Nutzlast</b>	no para carga útil aumentada
<b>L=</b>	Longitud [mm]	<b>nicht für Fahrzeuge mit verstärkter Bremse</b>	no para vehículos con frenos reforzados
<b>L=</b>	Longitud total [mm]	<b>nicht für Felgenreöße [Zoll]</b>	no para dimensión de llantas
<b>L1=</b>	Longitud 1 [mm]	<b>nicht für gepanzerte Fahrzeuge</b>	no para vehículos blindados
<b>L2=</b>	Longitud 2 [mm]	<b>nicht für kalte Klimazonen</b>	no para zonas con clima frío
<b>langer Radstand</b>	Distancia larga entre ejes	<b>nicht für Multi-link Achse</b>	no para eje multilink
<b>Made in</b>	País producción vehículo	<b>nicht für Polizeifahrzeuge</b>	no para veh. policía
<b>Menge</b>	Cantidad	<b>nicht für Reifenabmessung</b>	no para dimensión neumáticos
<b>mit Bremsattel-schrauben</b>	con tornillos pinza freno	<b>nicht für Sonderfahrzeuge</b>	no para veh. especiales
<b>mit Einfachbereifung</b>	con neumáticos sencillos	<b>nicht für Taxifahrzeuge</b>	no para taxis
<b>mit Faltenbalg</b>	con fuelle	<b>nicht für verlängerten Radstand</b>	no para distancia entre ejes prolongada
<b>mit Flansch</b>	con brida	<b>NIS</b>	Sistema de frenos, Nissin
<b>mit Führungsbolzen</b>	con perno guía	<b>normale Dämpfung</b>	Amortiguación normal
<b>mit Hohl-schraube</b>	con tornillo hueco	<b>nur in Verbindung mit</b>	sólo con
<b>mit Klemmhalter</b>	con fijador a presión	<b>nur paarweise austauschen</b>	Reemplazar sólo por pares
<b>mit Leichtmetallfelge</b>	con llantas de aleación ligera	<b>Nutzlast [kg]</b>	Carga útil [kg]
<b>mit Rohrleitung</b>	con tubo	<b>Nutzlast [t]</b>	carga útil [t]
<b>Motorcode</b>	Código de motor		
<b>Nabendurchmesser [mm]</b>	Diaméto cubo [mm]		
<b>nicht für Ausstattungsvariante</b>	no para variante de equipamiento		
<b>nicht für Baumuster</b>	no para tipo de construcción		
<b>nicht für Behördenfahrzeuge</b>	no para veh. admon. pública		
<b>nicht für Bremssattel-farbe</b>	no para color pinza freno		

# Technische Übersetzungen

Technical translations - Traducciones técnicas - Traductions techniques - Traduzioni tecniche

ES		ES	
<b>Nutzlast ab [kg]</b>	carga útil desde [kg]	<b>SUM</b>	Sistema de frenos, Sumitomo
<b>Nutzlast bis [kg]</b>	carga útil hasta [kg]	<b>Textbaustein</b>	módulo de texto
<b>OE-Hersteller</b>		<b>Trommelbremse</b>	Tambor
<b>OE-Nummer</b>		<b>TRW</b>	Sistema de frenos, Lucas / TRW
<b>OE-Referenz</b>		<b>Türenanzahl</b>	Número de puertas
<b>ohne Bremsbeläge</b>	sin forro de frenos	<b>Ungarn</b>	Hungría
<b>ohne Hohl-schraube</b>	sin tornillo hueco	<b>V</b>	Ventilación interna ventilado
<b>ohne Klemmhalter</b>	sin fijador a presión	<b>verstärkte Dämpfung</b>	Amortiguación reforzada
<b>ohne Leichtmetallfelge</b>	sin llantas de aleación ligera	<b>Vollautomatik</b>	completamente automática
<b>Orga →</b>	nº de organización desde	<b>Vorschaltgetriebe</b>	Reductor transmisión
<b>passend für Felgengröße [Zoll]</b>	adecuado para tamaño llanta [inch]	<b>- WK</b>	excl. contacto de avisador de desgaste
<b>PER</b>	Sistema de frenos, Perrot	<b>x</b>	Número de conexiones
<b>- Performance Parts</b>	para vehículos sin frenos alto rendimiento	<b>X-Bremskreisaufteilung (Diagonale Aufteilung)</b>	Distribución de frenos X (diagonal)
<b>Raddurchmesser [Zoll]</b>	Diámetro de rueda [in]	<b>Zubehörsatz, Bremssattel</b>	Kit de accesorios, pinza de freno
<b>Radstand [mm]</b>	Distancia entre ejes [mm]	<b>Ø</b>	Diámetro [mm]
<b>rot</b>	rojo	<b>Ø1</b>	Diámetro 1 [mm]
<b>Schaltgetriebe</b>	Caja de cambios manual	<b>Ø2</b>	Diámetro 2 [mm]
<b>Scheibenbremse</b>	Discos	<b>→</b>	fecha de producción desde año construcción desde nº de chasis desde
<b>Schlüsselweite</b>	Ancho de llave	<b>→</b>	año construcción hasta nº de chasis hasta
<b>Schraube, Bremssattel</b>	Tornillo, pinza de freno	<b>→Orga</b>	nº de organización hasta
<b>- SCS</b>	para vehículos sin SCS		
<b>selbstsichernd</b>	autofijador		
<b>silber</b>	plateado		
<b>Spezialaufbau</b>	Carrocería especial		
<b>Stahlflex</b>	Flexible de acero		
<b>Starrachse</b>	Eje rígido		





# Technische Übersetzungen

Technical translations - Traducciones técnicas - Traductions techniques - Traduzioni tecniche

FR		FR	
	Étrier de frein	- ABS	pour véhicules sans système antiblo-cage
	Flexible de frein	Achsausfüh-rung	Type d'essieu
	arrière	Achsnummer	Numéro d'essieu
	Essieu arrière gauche	AKE	Système de freinage, Akebono
	Essieu arrière droit	ALU	Étrier de frein en aluminium Aluminium
	centre	am Brems-sattel	à l'étrier de frein
	supérieur	Anschluss-gewinde	Filetage de raccordement
	inférieur	- ASR	pour véhicules sans ASR
	avant	außen	extérieur
	Essieu avant gauche	Außenge-winde 1 [mm]	Filetage extérieur 1 [mm]
	Essieu avant droit	Außenge-winde 2 [mm]	Filetage extérieur 2 [mm]
+ ABS	pour véhicules avec système antiblo-cage	Außensechs-kant	Héxagonal extérieur
+ ASC	pour véhicules avec ASC	Austausch-teil	Echange standard
+ ASR	pour véhicules avec ASR	Automatikge-triebe	Boîte automatique
+ D	Allemagne	Baumuster	Modèle type
+ eFSB	Etrier de frein + élément d'ajustage pr frein de stationnemnt pour véhicules avec frein d'arrêt électro-nique	BDX	Système de freinage, Bendix
+ EMot	avec moteur électrique	Bördelform	Forme du bord relevé
+ ESP	pour véhicules avec ESP	BOS	Système de freinage, Bosch
+ FSB	Etrier de frein avec frein de stationne-ment intégré	Bremssattel	Étrier de frein
+ Halter	avec support	Bremssatte-lachssatz	Jeu d'axes d'étriers de freins
+PR	pour numéro PR	Bremssattel-farbe	Couleur de l'étrier
+ SCS	pour véhicules avec SCS	Bremssattel-haltersatz	Jeu de supports d'étriers de freins
+ WK	contact de signal d'usure inclu	Brems-schlauch	Flexible de frein
+ Zub	avec accessoires	- D	Allemagne
		Dichtungs-satz, Brems-sattel	Jeu de joints d'étanchéification, étrier de frein
		DIN/ISO	DIN/ISO

# Technische Übersetzungen

Technical translations - Traducciones técnicas - Traductions techniques - Traduzioni tecniche

FR		FR	
- eFSB	pour véhicules sans frein d'arrêt électronique	für Fahrzeuge mit AMG-Sportpaket	pour véhicules avec équipement-sport AMG
- ESP	pour véhicules sans ESP		
F	F	für Fahrzeuge mit Bremskraftregler	pour véhicules avec régulateur de freinage
Feder, Bremssattel	Ressort, étrier de frein	für Fahrzeuge mit Bremskraftverstärker	pour véhicules avec dispositif d'assistance de frein
Felge Lochzahl	Jante, nombre de trous	für Fahrzeuge mit erhöhter Bodenfreiheit	pour véhicules avec garde au sol augmentée
Felgenreöße [Zoll]	Dimension de la jante [pouces]	für Fahrzeuge mit Klimaanlage	pour véhicules avec système de climatisation
Flanschlochdurchmesser [mm]	Diamètre du trou de bride [mm]	für Fahrzeuge mit Niveauregulierung	pour véhicules avec correcteur d'assiette
Frankreich	France	für Fahrzeuge mit Scheibenbremse an der Hinterachse	pour véhicules avec frein à disques à l'essieu arrière
Frontantrieb	Traction avant	für Fahrzeuge mit Schlechtwegausführung	pour véhicules préparés pour routes dégradées
Führungsbolzen, Bremssattel	Boulon de guidage, étrier de frein	für Fahrzeuge mit Servolenkung	pour véhicules avec direction assistée
Führungshülzensatz, Bremssattel	Jeu de douilles de guidage, étrier de frein	für Fahrzeuge mit Sportfahrwerk	pour véhicules avec châssis sportif
für Artikelnummer	pour référence	für Fahrzeuge mit Sportpaket	pour véhicules avec équipement sport
für Automatikgetriebe	pour boîtes de vitesses automatiques	für Fahrzeuge mit Trommelbremse an der Hinterachse	pour véhicules avec frein à tambour à l'essieu arrière
für Behördenfahrzeuge	pour véhicules d'administration		
für Brems Scheibendicke [mm]	pour épaisseur de disque de frein [mm]		
für Brems Scheibendurchmesser [mm]	pour diamètre du disque de frein [mm]		
für Doppelbereifung	pour pneus doubles		
für Einfachbereifung	pour pneus simples		
für erhöhte Nutzlast	pour charge utile surélevée		
für Fahrzeuge mit 3. Sitzreihe	pour véhicules avec 3ième rangée de sièges		



# Technische Übersetzungen

Technical translations - Traducciones técnicas - Traductions techniques - Traduzioni tecniche

FR	FR
für Fahrzeuge mit verstärktem Fahrwerk pour véhicules avec châssis renforcé	für gepanzerte Fahrzeuge pour véhicules blindés
für Fahrzeuge mit verstärkter Bremse pour véhicules avec frein assisté	für Kolben-Ø [mm] pour piston-Ø [mm]
für Fahrzeuge mit Vierradlenkung pour véhicules avec direction par quatre roues	für Leichtmetallfelgen pour jante en alliage léger
für Fahrzeuge ohne AMG-Sportpaket pour véhicules sans paquet-sport AMG	für Linkslenker pour véhicules avec direction à gauche
für Fahrzeuge ohne Bremskraftregler pour véhicules sans régulateur de freinage	für Motornummer pour code moteur
für Fahrzeuge ohne Bremskraftverstärker pour véhicules sans dispositif d'assistance de frein	für Polizeifahrzeuge pour voitures de police
für Fahrzeuge ohne Klimaanlage pour véhicules sans système de climatisation	für Rechtslenker pour véhicules avec direction à droite
für Fahrzeuge ohne Niveauregulierung pour véhicules sans réglage de niveau	für Reifenabmessung pour dimension de pneu
für Fahrzeuge ohne Schlechtwegausführung pour véhicules non-préparés pour routes dégradées	für Schaltgetriebe pour boîte de vitesses manuelle
für Fahrzeuge ohne Sportfahrwerk pour véhicules sans châssis sportif	für Sonderfahrzeuge pour véhicules spéciaux
für Fahrzeuge ohne Sportpaket pour véhicules sans équipement sport	für Taxifahrzeuge pour taxis
für Fahrzeuge ohne verstärktes Fahrwerk pour véhicules sans châssis renforcé	für verlängerten Radstand pour empattement rallongé
für Fahrzeuge ohne Vierradlenkung pour véhicules sans direction par quatre roues	Generischer Artikel Référence générique de l'article
	GG Étrier de frein en fonte Fonte grise
	grau gris
	Groß Britanien Grande-Bretagne
	- Halter sans fixation
	Halter, Bremssattel Support, étrier de frein
	HH-Bremskreis aufteilung (VA +HA/VA+HA) Répart.° circuit frein.-HH(essieu av.+ arr./ess. av.+ ar.)
	Informationsart Genre d'information
	innen intérieur
	Innengewinde 1 [mm] Taraudage 1 [mm]

# Technische Übersetzungen

Technical translations - Traducciones técnicas - Traductions techniques - Traduzioni tecniche

FR		FR	
<b>Innensechskant</b>	hexagonal intérieur	<b>nicht für Behördenfahrzeuge</b>	pas pour véhicules de l'administration
<b>Japan</b>	Japon	<b>nicht für Bremssattel-farbe</b>	pas pour couleur de l'étrier-frein
<b>Kombi</b>	Break	<b>nicht für Campingfahrzeuge</b>	pas pour véhicules de camping
<b>kurzer Radstand</b>	Empattement court	<b>nicht für erhöhte Nutzlast</b>	non pour charge utile surélevée
<b>L=</b>	Longueur [mm]	<b>nicht für Fahrzeuge mit verstärkter Bremse</b>	pas pour véhicules avec frein assisté
<b>L=</b>	Longueur globale	<b>nicht für Felgenreöße [Zoll]</b>	pas pour dimension de jante [pouce]
<b>L1=</b>	Longueur 1 [mm]	<b>nicht für gepanzerte Fahrzeuge</b>	pas pour véhicules blindés
<b>L2=</b>	Longueur 2 [mm]	<b>nicht für kalte Klimazonen</b>	pas pour climat froid
<b>langer Radstand</b>	Empattement long	<b>nicht für Multi-link Achse</b>	pas pour essieu multilink
<b>Made in</b>	Pays constructeur du véhicule	<b>nicht für Polizeifahrzeuge</b>	pas pour voitures de police
<b>Menge</b>	Quantité	<b>nicht für Reifenabmessung</b>	pas pour dimensions de pneus
<b>mit Brems-sattel-schrauben</b>	avec boulon/vis d'étrier de frein	<b>nicht für Sonderfahrzeuge</b>	pas pour véhicules spéciaux
<b>mit Einfach-bereifung</b>	avec pneus simples	<b>nicht für Taxifahrzeuge</b>	pas pour taxis
<b>mit Falten-balg</b>	avec machon	<b>nicht für verlängerten Radstand</b>	pas pour empattement rallongé
<b>mit Flansch</b>	avec flasque/bride/rebord	<b>NIS</b>	Système de freinage, Nissin
<b>mit Führungs-bolzen</b>	avec boulon-guide	<b>normale Dämpfung</b>	Amortissement normal
<b>mit Hohl-schraube</b>	avec vis creuse	<b>nur in Verbindung mit</b>	uniquement en connexion avec
<b>mit Klemm-halter</b>	avec support-cosse		
<b>mit Leichtmetallfelge</b>	avec jante en alliage léger		
<b>mit Rohrlei-tung</b>	avec tuyau		
<b>Motorcode</b>	Code moteur		
<b>Nabendurch-messer [mm]</b>	Diamètre du moyeu [mm]		
<b>nicht für Ausstattungsvari-ante</b>	pas pour version d'équipement		
<b>nicht für Baumuster</b>	pas pour modèle type		













# Technische Übersetzungen

Technical translations - Traducciones técnicas - Traductions techniques - Traduzioni tecniche

FR		FR	
<b>nur paarweise austauschen</b>	Remplacement uniquement par paires	<b>silber</b>	argent
<b>Nutzlast [kg]</b>	Charge utile [kg]	<b>Spezialaufbau</b>	Carrosserie spéciale
<b>Nutzlast [t]</b>	Charge utile [t]	<b>Stahlflex</b>	Flexible en acier
<b>Nutzlast ab [kg]</b>	Charge utile à partir de [kg]	<b>Starrachse</b>	Essieu rigide
<b>Nutzlast bis [kg]</b>	Charge utile jusqu'à [lb]	<b>SUM</b>	Système de freinage, Sumitomo
<b>OE-Hersteller</b>		<b>Textbaustein</b>	module de texte
<b>OE-Nummer</b>		<b>Trommelbremse</b>	Frein à tambour
<b>OE-Referenz</b>		<b>TRW</b>	Système de freinage, Lucas / TRW
<b>ohne Bremsbeläge</b>	sans plaquettes de freins	<b>Türenanzahl</b>	Nombre de portes
<b>ohne Hohl-schraube</b>	sans vis creuse	<b>Ungarn</b>	Hongrie
<b>ohne Klemmhalter</b>	sans support-cosse	<b>V</b>	ventilé de l'intérieur ventilé
<b>ohne Leichtmetallfelge</b>	sans jante en alliage léger	<b>verstärkte Dämpfung</b>	Amortissement renforcé
<b>Orga →</b>	N° d'organisation à partir de	<b>Vollautomatik</b>	entièrement automatique
<b>passend für Felgengröße [Zoll]</b>	va pour taille de jantes [pouces]	<b>Vorschaltgetriebe</b>	Groupe relais précédent à boîte de vitesses
<b>PER</b>	Système de freinage, Perrot	<b>- WK</b>	contact de signal d'usure exclu
<b>- Performance Parts</b>	pour véhicules sans frein Performance	<b>x</b>	Nombre de connexions
<b>Raddurchmesser [Zoll]</b>	Diamètre de roue [pouces]	<b>X-Bremskreisaufteilung (Diagonale Aufteilung)</b>	Répartition du circuit de freinage-X / Répartition diagonale
<b>Radstand [mm]</b>	Empattement [mm]	<b>Zubehörsatz, Bremssattel</b>	Kit d'accessoires, étrier de frein
<b>rot</b>	rouge	<b>Ø</b>	Diamètre [mm]
<b>Schaltgetriebe</b>	boîte de vitesses manuelle	<b>Ø1</b>	Diamètre 1 [mm]
<b>Scheibenbremse</b>	Frein à disque	<b>Ø2</b>	Diamètre 2 [mm]
<b>Schlüsselweite</b>	Ouverture de la clé	<b>→</b>	Date de production à partir de Année à partir de N° de châssis à partir de
<b>Schraube, Bremssattel</b>	Boulon, étrier de frein	<b>→</b>	Année jusqu'à N° de châssis jusqu'à
<b>- SCS</b>	pour véhicules sans SCS	<b>→Orga</b>	N° d'organisation jusqu'à
<b>selbstsichernd</b>	indesserable		

# Technische Übersetzungen

Technical translations - Traducciones técnicas - Traductions techniques - Traduzioni tecniche

IT		IT	
	Pinza freno	<b>Achsausführung</b>	Versione assale
	Flessibile del freno	<b>Achsnummer</b>	N° assale
	posteriore	<b>AKE</b>	Sistema frenante, Akebono
	Assale posteriore Sx	<b>ALU</b>	Pinza freno in alluminio Alluminio
	Assale posteriore Dx	<b>am Brems-sattel</b>	alla pinza freno
	centro	<b>Anschluss-gewinde</b>	Filettatura di raccordo
	Superiore	<b>- ASR</b>	per veicoli senza ASR
	inferiore	<b>außen</b>	Esterno
	anteriore	<b>Außenge-winde 1 [mm]</b>	Filetto esterno 1 [mm]
	Assale anteriore Sx	<b>Außenge-winde 2 [mm]</b>	Filetto esterno 2 [mm]
	Assale anteriore Dx	<b>Außensechs-kant</b>	Ad esagono sporgente
		<b>Austausch-teil</b>	Ricambio di rotazione
		<b>Automatikge-triebe</b>	Trasmissione automatica
		<b>Baumuster</b>	Modello
<b>+ ABS</b>	per veicoli con ABS	<b>BDX</b>	Sistema frenante, Bendix
<b>+ ASC</b>	per veicoli con ASC	<b>Bördelform</b>	Forma bordatura
<b>+ ASR</b>	per veicoli con ASR	<b>BOS</b>	Sistema frenante, Bosch
<b>+ D</b>	Germania	<b>Bremssattel</b>	Pinza freno
<b>+ eFSB</b>	Pinza freno con regolatore per freno stazionamento elettrico per veicoli con freno stazionamento elettronico	<b>Bremssatte-lachssatz</b>	Kit assale pinza freno
<b>+ EMot</b>	con motore elettrico	<b>Bremssattel-farbe</b>	Colore pinza freno
<b>+ ESP</b>	per veicoli con ESP	<b>Bremssattel-haltersatz</b>	Kit supporto pinza freno
<b>+ FSB</b>	Pinza freno con freno-stazionamento integrato	<b>Brems-schlauch</b>	Flessibile del freno
<b>+ Halter</b>	con supporto	<b>- D</b>	Germania
<b>+PR</b>	per N° PR	<b>Dichtung-satz, Brems-sattel</b>	Kit guarnizioni, Pinza freno a disco
<b>+ SCS</b>	per veicoli con SCS	<b>DIN/ISO</b>	DIN/ISO
<b>+ WK</b>	Con contatto segnalazione usura	<b>- eFSB</b>	per veicoli senza freno stazionamento elettronico
<b>+ Zub</b>	con accessori	<b>- ESP</b>	per veicoli senza ESP
<b>- ABS</b>	per veicoli senza ABS		

# Technische Übersetzungen

Technical translations - Traducciones técnicas - Traductions techniques - Traduzioni tecniche

IT		IT	
F	F	<b>für Fahrzeuge mit Bremskraftregler</b>	per veicoli con modulatore frenata
<b>Feder, Bremssattel</b>	Molla, Pinza freno	<b>für Fahrzeuge mit Bremskraftverstärker</b>	per veicoli con servofreno
<b>Felge Lochzahl</b>	Cerchione, N° fori	<b>für Fahrzeuge mit erhöhter Bodenfreiheit</b>	per veicoli con altezza da terra maggiorata
<b>Felgengröße [Zoll]</b>	Misura cerchione [pollici]	<b>für Fahrzeuge mit Klimaanlage</b>	per veicoli con aria condizionata
<b>Flanschlochdurchmesser [mm]</b>	Diametro foro flangia [mm]	<b>für Fahrzeuge mit Niveauregulierung</b>	per veicoli con impianto correzione altezza
<b>Frankreich</b>	Francia	<b>für Fahrzeuge mit Scheibenbremse an der Hinterachse</b>	per veicoli con freni a disco ad assale posteriore
<b>Frontantrieb</b>	Trazione anteriore	<b>für Fahrzeuge mit Schlechtwegeausführung</b>	per veicoli con dotazione per strade dissestate
<b>Führungsbolzen, Bremssattel</b>	Perno di guida, Pinza freno	<b>für Fahrzeuge mit Servolenkung</b>	per veicoli con servosterzo
<b>Führungshülzensatz, Bremssattel</b>	Kit manicotti di guida, Pinza freno	<b>für Fahrzeuge mit Sportfahrwerk</b>	per veicoli con autotelaio sportivo
<b>für Artikelnummer</b>	per n° articolo	<b>für Fahrzeuge mit Sportpaket</b>	per veicoli con pacchetto sportivo
<b>für Automatikgetriebe</b>	per cambio automatico	<b>für Fahrzeuge mit Trommelbremse an der Hinterachse</b>	per veicoli con freni a tamburo ad assale posteriore
<b>für Behördenfahrzeuge</b>	per veicoli dell'amministrazione pubblica	<b>für Fahrzeuge mit verstärktem Fahrwerk</b>	per veicoli con autotelaio rinforzato
<b>für Brems Scheibendicke [mm]</b>	per spessore disco freno [mm]		
<b>für Brems Scheibendurchmesser [mm]</b>	per diametro disco freno [mm]		
<b>für Doppelbereifung</b>	per pneumatici gemellati		
<b>für Einfachbereifung</b>	per pneumatici singoli		
<b>für erhöhte Nutzlast</b>	per elevata portata utile		
<b>für Fahrzeuge mit 3. Sitzreihe</b>	per veicoli con 3ª fila sedili		
<b>für Fahrzeuge mit AMG-Sportpaket</b>	per veicoli con pacchetto sportivo AMG		

# Technische Übersetzungen

Technical translations - Traducciones técnicas - Traductions techniques - Traduzioni tecniche

IT		IT	
für Fahrzeuge mit verstärkter Bremse	per veicoli con freno rinforzato	für Kolben-Ø [mm]	per pistone-Ø [mm]
für Fahrzeuge mit Vierradlenkung	per veicoli con quattro ruote sterzanti	für Leichtmetallfelgen	per cerchioni in lega leggera
für Fahrzeuge ohne AMG-Sportpaket	per veicoli senza pacchetto sportivo AMG	für Lenker	per veicolo con guida a Sx
für Fahrzeuge ohne Bremskraftregler	per veicoli senza modulatore frenata	für Motornummer	per n° motore
für Fahrzeuge ohne Bremskraftverstärker	per veicoli senza servofreno	für Polizeifahrzeuge	per veicoli della polizia
für Fahrzeuge ohne Klimaanlage	per veicoli senza aria condizionata	für Rechtslenker	per veicolo con guida a Dx
für Fahrzeuge ohne Niveauregulierung	per veicoli senza impianto correzione altezza	für Reifenabmessung	per dimensioni pneumatici
für Fahrzeuge ohne Schlechtwegausführung	per veicoli senza dotazione per strade dissestate	für Schaltgetriebe	per cambio manuale
für Fahrzeuge ohne Sportfahrwerk	per veicoli senza autotelaio sportivo	für Sonderfahrzeuge	per veicoli speciali
für Fahrzeuge ohne Sportpaket	per veicoli senza pacchetto sportivo	für Taxifahrzeuge	per taxi
für Fahrzeuge ohne verstärktes Fahrwerk	per veicoli senza autotelaio rinforzato	für verlängerten Radstand	per passo allungato
für gepanzerte Fahrzeuge	per veicoli corazzati	Generischer Artikel	Numero generico dell'articolo
		GG	Pinza freno in ghisa Ghisa grigia
		grau	grigio
		Groß Britan-nien	Gran Bretagna
		- Halter	senza supporto
		Halter, Bremssattel	Supporto, Pinza freno
		HH-Brems-kreisauftel-lung (VA +HA/VA+HA)	Ass.Post.-Distrib. circ. fren.(As.ant +As.post/As.ant+As.post
		Informati-onsart	Tipo informazione
		innen	interno
		Innenge-winde 1 [mm]	Filettatura interna 1 [mm]
		Innensechs-kant	Ad esagono incassato
		Japan	Giappone





# Technische Übersetzungen

Technical translations - Traducciones técnicas - Traductions techniques - Traduzioni tecniche

IT		IT	
<b>Kombi</b>	Station wagon	<b>nicht für Campingfahrzeuge</b>	Non per autoroulotte
<b>kurzer Radstand</b>	Passo ruote corto	<b>nicht für erhöhte Nutzlast</b>	Non per elevata portata utile
<b>L=</b>	Lunghezza [mm]	<b>nicht für Fahrzeuge mit verstärkter Bremse</b>	Non per veicoli con freno rinforzato
<b>L=</b>	Lunghezza totale [mm]	<b>nicht für Felgenreöße [Zoll]</b>	non per misura cerchione [pollici]
<b>L1=</b>	Lunghezza 1 [mm]	<b>nicht für gepanzerte Fahrzeuge</b>	Non per veicoli corazzati
<b>L2=</b>	Lunghezza 2 [mm]	<b>nicht für kalte Klimazonen</b>	Non per climi freddi
<b>langer Radstand</b>	Passo ruote lungo	<b>nicht für Multi-link Achse</b>	Non per assale multilink
<b>Made in</b>	Paese produzione veicolo	<b>nicht für Polizeifahrzeuge</b>	Non per mezzi della polizia
<b>Menge</b>	Quantità	<b>nicht für Reifenabmessung</b>	non per dimensioni pneumatico
<b>mit Bremsattel-schrauben</b>	con bulloni pinza freno	<b>nicht für Sonderfahrzeuge</b>	Non per veicoli speciali
<b>mit Einfachbereifung</b>	con pneumatici singoli	<b>nicht für Taxifahrzeuge</b>	Non per taxi
<b>mit Faltenbalg</b>	con guaina parapolvere	<b>nicht für verlängerten Radstand</b>	Non per passo allungato
<b>mit Flansch</b>	con flangia	<b>NIS</b>	Sistema frenante, Nissin
<b>mit Führungsbolzen</b>	con guidanastro	<b>normale Dämpfung</b>	Ammortizzazione normale
<b>mit Hohl-schraube</b>	con vite cava	<b>nur in Verbindung mit</b>	solo unitamente a
<b>mit Klemmhalter</b>	con supporto di fermo	<b>nur paarweise austauschen</b>	da sostituire solo in coppia
<b>mit Leichtmetallfelge</b>	con cerchioni in lega leggera	<b>Nutzlast [kg]</b>	Portata utile [kg]
<b>mit Rohrleitung</b>	con tubazione	<b>Nutzlast [t]</b>	Carico utile [t]
<b>Motorcode</b>	Codice motore		
<b>Nabendurchmesser [mm]</b>	Diametro mozzo [mm]		
<b>nicht für Ausstattungsvariante</b>	non per tipo equipaggiamento		
<b>nicht für Baumuster</b>	non per modello		
<b>nicht für Behördenfahrzeuge</b>	Non per veicoli dell'amministrazione pubbl.		
<b>nicht für Bremssattel-farbe</b>	non per colore pinza freno		

# Technische Übersetzungen

Technical translations - Traducciones técnicas - Traductions techniques - Traduzioni tecniche

IT		IT	
<b>Nutzlast ab [kg]</b>	Portata utile da [kg]	<b>SUM</b>	Sistema frenante, Sumitomo
<b>Nutzlast bis [kg]</b>	Portata utile fino a [kg]	<b>Textbaustein</b>	
<b>OE-Hersteller</b>		<b>Trommelbremse</b>	Freno a tamburo
<b>OE-Nummer</b>		<b>TRW</b>	Sistema frenante, Lucas / TRW
<b>OE-Referenz</b>		<b>Türenanzahl</b>	N° portiere
<b>ohne Bremsbeläge</b>	senza materiale d'attrito	<b>Ungarn</b>	Ungheria
<b>ohne Hohl-schraube</b>	senza vite cava	<b>V</b>	Autoventilato ventilato
<b>ohne Klemmhalter</b>	senza supporto di fermo	<b>verstärkte Dämpfung</b>	Ammortizzazione rinforzata
<b>ohne Leichtmetallfelge</b>	senza cerchione in lega leggera	<b>Vollautomatik</b>	Interamente automatizzato
<b>Orga →</b>	N° organizzazione da	<b>Vorschaltgetriebe</b>	Cambio supplementare a valle d'un altro
<b>passend für Felgengröße [Zoll]</b>	idoneo per misura cerchione [pollici]	<b>- WK</b>	senza contatto segnalazione usura
<b>PER</b>	Sistema frenante, Perrot	<b>x</b>	N° raccordi
<b>- Performance Parts</b>	per veicoli senza freno Performance	<b>X-Bremskreisaufteilung (Diagonale Aufteilung)</b>	Ripartizione circ. fren. a X (Diagonale)
<b>Raddurchmesser [Zoll]</b>	Diametro ruota [pollici]	<b>Zubehörsatz, Bremssattel</b>	Kit accessori, Pinza freno
<b>Radstand [mm]</b>	Passo ruote [mm]	<b>Ø</b>	Diametro [mm]
<b>rot</b>	rosso	<b>Ø1</b>	Diametro 1 [mm]
<b>Schaltgetriebe</b>	Cambio manuale	<b>Ø2</b>	Diametro 2 [mm]
<b>Scheibenbremse</b>	Freno a disco	<b>→</b>	Data di produzione da Anno da N° telaio da
<b>Schlüsselweite</b>	Apertura chiave	<b>→</b>	Anno fino a N° telaio fino a
<b>Schraube, Bremssattel</b>	Bullone, Pinza freno	<b>→Orga</b>	N° organizzazione fino a
<b>- SCS</b>	per veicoli senza SCS		
<b>selbstsichernd</b>	con autofissaggio		
<b>silber</b>	argento		
<b>Spezialaufbau</b>	Carrozzeria speciale		
<b>Stahlflex</b>	Stalflex		
<b>Starrachse</b>	Assale rigido		

ATE – A Trademark of the  
Continental Corporation

**Continental Aftermarket GmbH**

Guerickestraße 7  
D-60488 Frankfurt am Main  
Tel. +49 (0) 69 7603-1  
Fax +49 (0) 69 761061

[www.ate.de](http://www.ate.de)

**Continental Automotive Trading  
Italia S.r.l.**

Divisione ATE  
Via Matteotti, 62  
I-20092 Cinisello Balsamo (MI)  
Tel. +39 02 35680 1  
Fax +39 02 35680 325  
E-Mail: [info.consumatori@  
continental-corporation.com](mailto:info.consumatori@continental-corporation.com)

[www.ate-freni.it](http://www.ate-freni.it)

**Continental AutomotiveFrance SAS**

Parc Ariane Bâtiment Vénus  
Rue Hélène Boucher  
F-78280 Guyancourt  
Tél. +33 (0)1 39 44 10 30  
Fax +33 (0)1 39 44 10 40  
E-Mail: [07GYFMate-technique@  
continental-corporation.com](mailto:07GYFMate-technique@continental-corporation.com)

[www.ate-freinage.fr](http://www.ate-freinage.fr)

**Continental Automotive Spain, S.A.**

C/ Sepúlveda, 11  
E-28108 Alcobendas (Madrid)  
Phone +34 (0) 657 21 21  
Fax +34 (0)91 657 21 49

[www.frenos-ate.es](http://www.frenos-ate.es)

